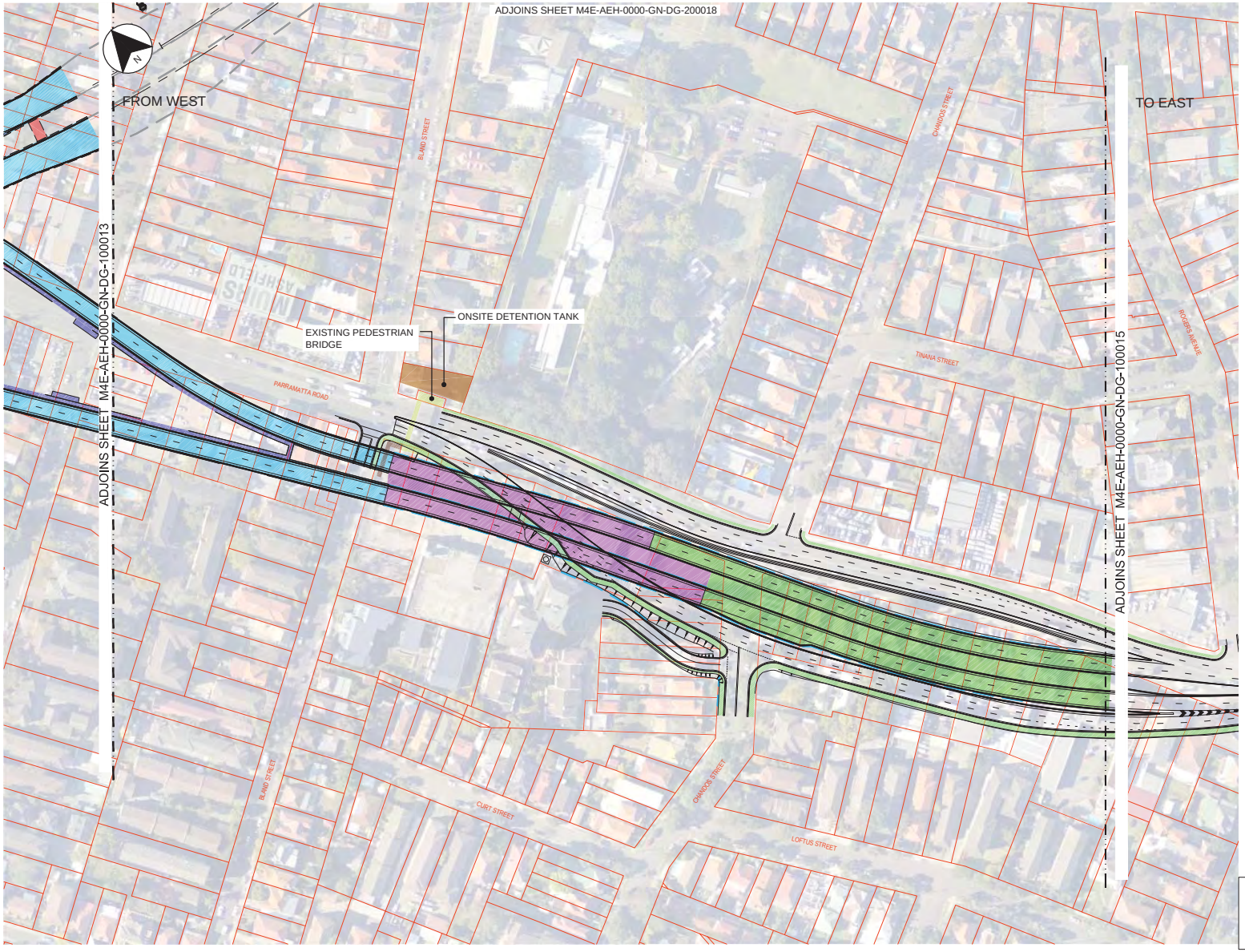

LEGEND

- EXISTING BRIDGE
- PROPOSED BRIDGE
- BUILDINGS / FACILITIES
- DRAINAGE STRUCTURE
- DIVE STRUCTURE
- CUT AND COVER TUNNEL
- DRIVEN TUNNEL
- PROPOSED FOOTPATH / CYCLEWAY
- SUBSTATION NICHE (SS)
- LONGITUDINAL EGRESS PASSAGE
- CROSS PASSAGE (XP)
- PROPOSED RETAINING WALL
- EXISTING NOISE WALL
- PROPOSED NOISE WALL
- PROPOSED HEADLIGHT SCREEN

KEY PLAN
ZONE 0000

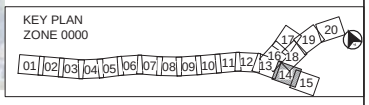

ALL DIMENSIONS ARE PRELIMINARY AND SUBJECT TO ADJUSTMENT IN A DETAILED DESIGN

REV	AMENDMENT / REVISION DESCRIPTION	DATE	APPROVAL
W1	ISSUED FOR MODIFIED TENDER	2/06/2015	TD
W	ISSUED FOR MODIFIED TENDER	27/05/2015	TD
M	ISSUED FOR MODIFIED TENDER	20/03/2015	TD

SCALES AT A3 SIZE DRAWING
10 0 10 20 30 40m
1 : 2000 FULL SIZE A3

CLIENT: WestConnex

STATUS: TENDER DESIGN
NOT TO BE USED FOR CONSTRUCTION

ORIGINAL SIZE: A3	DRAWN BY: PP
CO-ORDINATE SYSTEM: MGA ZONE 56	DESIGNED BY: MF
HEIGHT DATUM: A.H.D.	DATE PRINTED: DATE PRINTED: 31/08/2015 6:43:42 PM

FILENAME:
File Name: Z:\M4 East Project\6. Digital\6.1 CAD\6.1.1 Civil\02-SHEETS\00\EIS\M4E-AEH-0000-GN-DG-100014.dwg

WESTCONNEX M4 EAST

GENERAL
PROJECT WIDE
LAYOUT PLAN
SHEET 14

PROJECT	COMPANY	ZONE	DISCIPLINE	DOCUMENT	LOT NO.	DOC. No.	REV
M4E	AEH	0000	GN	DG	100	014	W1

80 mm ON ORIGINAL
A3 ORIGINAL

LEGEND

- EXISTING BRIDGE
- PROPOSED BRIDGE
- BUILDINGS / FACILITIES
- DRAINAGE STRUCTURE
- DIVE STRUCTURE
- CUT AND COVER TUNNEL
- DRIVEN TUNNEL
- PROPOSED FOOTPATH / CYCLEWAY
- SUBSTATION NICHE (SS)
- LONGITUDINAL EGRESS PASSAGE
- CROSS PASSAGE (XP)
- PROPOSED RETAINING WALL
- EXISTING NOISE WALL
- PROPOSED NOISE WALL
- PROPOSED HEADLIGHT SCREEN

KEY PLAN
ZONE 0000

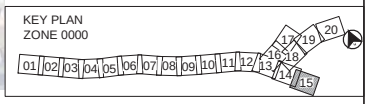

ALL DIMENSIONS ARE PRELIMINARY AND SUBJECT TO ADJUSTMENT IN A DETAILED DESIGN

REV	AMENDMENT / REVISION DESCRIPTION	DATE	APPROVAL
W1	ISSUED FOR MODIFIED TENDER	2/06/2015	TD
W	ISSUED FOR MODIFIED TENDER	27/05/2015	TD
M	ISSUED FOR MODIFIED TENDER	20/03/2015	TD

SCALES AT A3 SIZE DRAWING

10 0 10 20 30 40m

1 : 2000 FULL SIZE A3

CLIENT: WestConnex

STATUS: TENDER DESIGN
NOT TO BE USED FOR CONSTRUCTION

ORIGINAL SIZE: A3	DRAWN BY: PP
CO-ORDINATE SYSTEM: MGA ZONE 56	DESIGNED BY: MF
HEIGHT DATUM: A.H.D.	DATE PRINTED: DATE PRINTED: 31/08/2015 6:44:09 PM

FILENAME:
File Name: Z:\M4 East Projects\6. Digital\6.1 CAD\6.1.1 Civil\02-SHEETS\00\IE\SIM4E-AEH-0000-GN-DG-100015.dwg

SAMSUNG C&T · John Holland · AECOM · Hyder · HASSELL · Norman Disney & Young · McMillen Jacobs Associates · PSM

WESTCONNEX M4 EAST

GENERAL
PROJECT WIDE
LAYOUT PLAN
SHEET 15

PROJECT	COMPANY	ZONE	DISCIPLINE	DOCUMENT	LOT NO.	DOC. No.	REV
M4E	AEH	0000	GN	DG	100	015	W1

80 mm ON ORIGINAL
A3 ORIGINAL