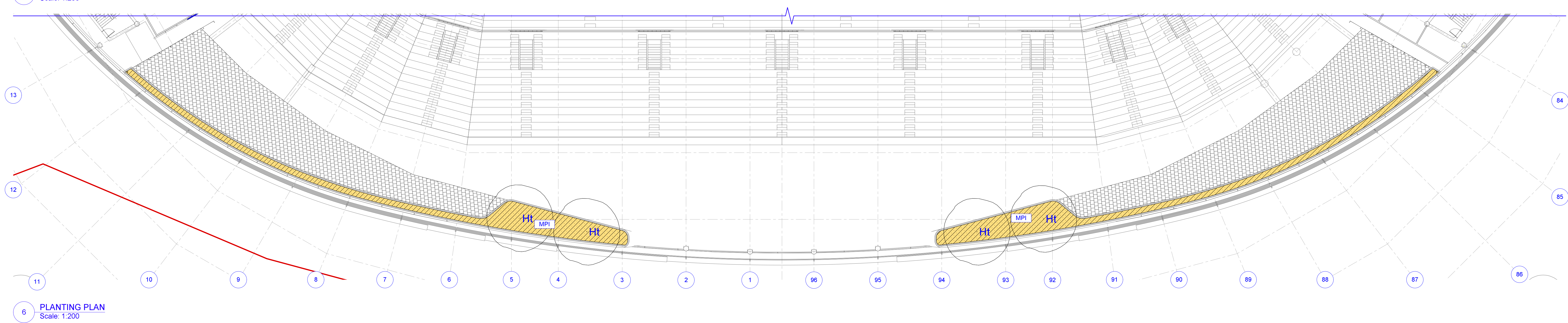


2 GRADING AND LEVELS PLAN
Scale: 1:200

3 SETOUT PLAN
Scale: 1:200



NOTES

These drawings are shown in colour and shall be read in digital format or print colour hardcopy.


These drawings shall be read in conjunction with all relevant information (not limited to legends, schedules, specifications).

These drawings shall be read in conjunction with any Engineers, Architects or other consultant information (not limited to drawings, legends, schedules, specifications).

Check all dimensions and site conditions prior to commencement of any work and the procurement of any services, materials, fittings, fabrication or equipment.

Do not scale drawings – refer to figured drawings only. Any discrepancies shall immediately be referred to the Landscape Architect for clarification.

All drawings shall not be reproduced or distributed without prior permission of the Landscape Architect.

WARNING		
		
Services shown on this drawing are approximate only. The exact location is to be confirmed on site by contractor prior to commencement of work.		
DATE	REV	AMENDMENTS
10/19	A	END-OF JANUARY PACKAGE - ISSUED FOR INFORMATION
20/19	B	END-OF FEBRUARY PACKAGE - FOR INFORMATION

ASPECT Studios™

ASPECT Studios Pty Ltd
Level 1, 70-80 George Street
Sydney NSW 2015
Australia
T 02 9559 7182
F 02 0000 0000
www.aspect-studios.com
sydney@aspect-studios.com
ABN 11 120 219 501

CLIENT

we are insw
Infrastructure
New South Wales

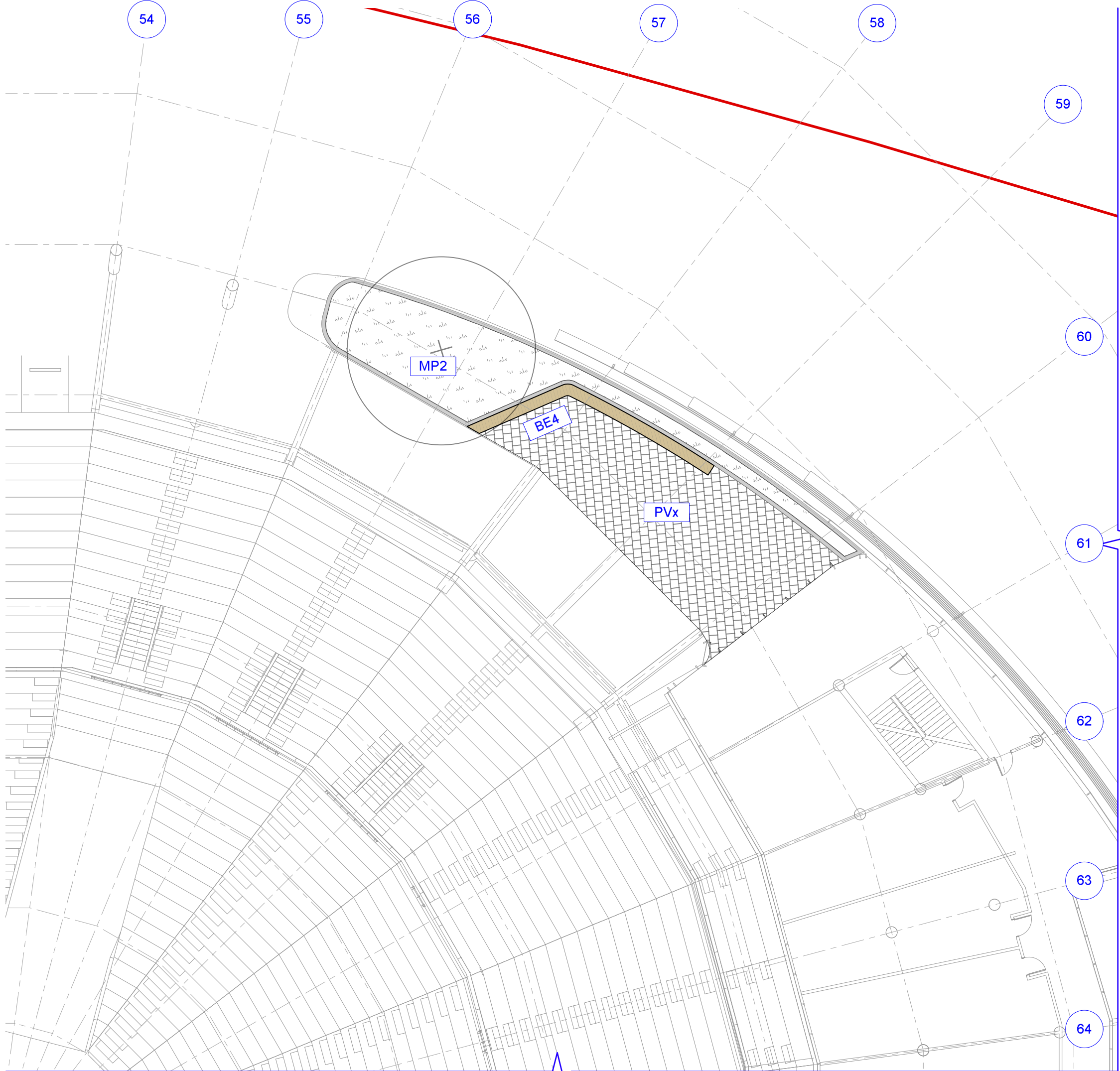
PROJECT

SYDNEY FOOTBALL STADIUM
Moore Park, New South Wales

DRAWING

DETAIL PLANS
Level 2 - Club Level - Zones E & F

DRAWN JR | DC
CHECKED JH
SCALE A0 | SCALE A2
1:200 1:400
STATUS FOR INFORMATION
NOT FOR CONSTRUCTION
DRAWING NO. LA-521
REVISION B



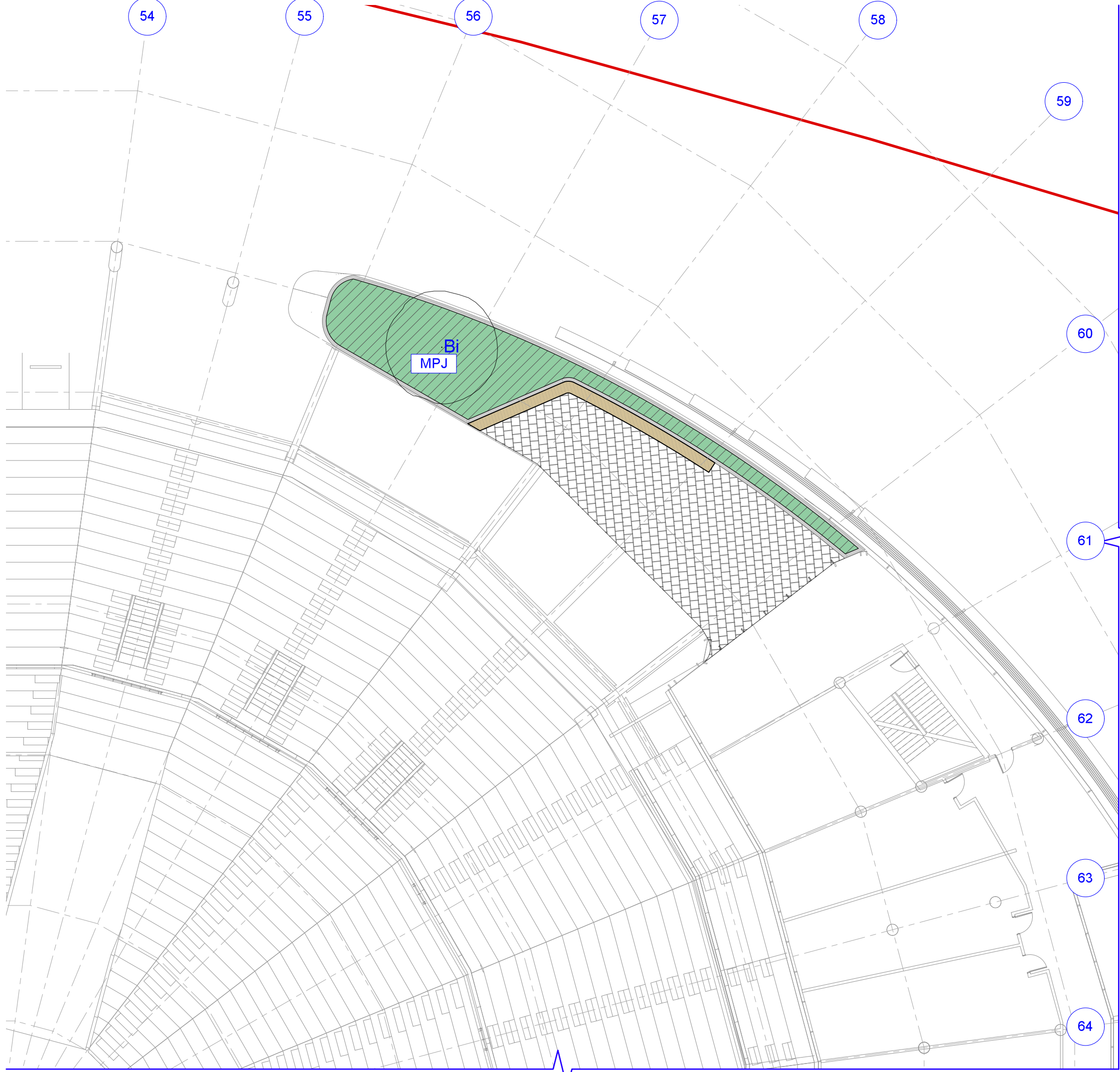
1 MATERIALS AND FINISHES PLAN
Scale: 1:200



2 GRADING AND LEVELS PLAN
Scale: 1:200



3 SETOUT PLAN
Scale: 1:200



4 PLANTING PLAN
Scale: 1:200

NOTES

These drawings are shown in colour and shall be read in digital format or print colour hardcopy.

These drawings shall be read in conjunction with all relevant information (not limited to legends, schedules, specifications).

These drawings shall be read in conjunction with any Engineers, Architects or other consultant information (not limited to drawings, legends, schedules, specifications).

Check all dimensions and site conditions prior to commencement of any work and the procurement of any services, materials, fittings, fabrication or equipment.

Do not scale drawings – refer to figured drawings only. Any discrepancies shall immediately be referred to the Landscape Architect for clarification.

All drawings shall not be reproduced or distributed without prior permission of the Landscape Architect.



DATE	REV	AMENDMENTS
10/19	A	END-OF JANUARY PACKAGE - ISSUED FOR INFORMATION
20/19	B	END-OF FEBRUARY PACKAGE - FOR INFORMATION

ASPECT Studios™

ASPECT Studios Pty Ltd
Level 1, 70-80 George Street
Redfern NSW 2016
Australia
T 02 9559 7182
F 02 0000 0000
www.aspect-studios.com
sydney@aspect-studios.com
ABN 11 120 219 901



PROJECT
SYDNEY FOOTBALL STADIUM
Moore Park, New South Wales

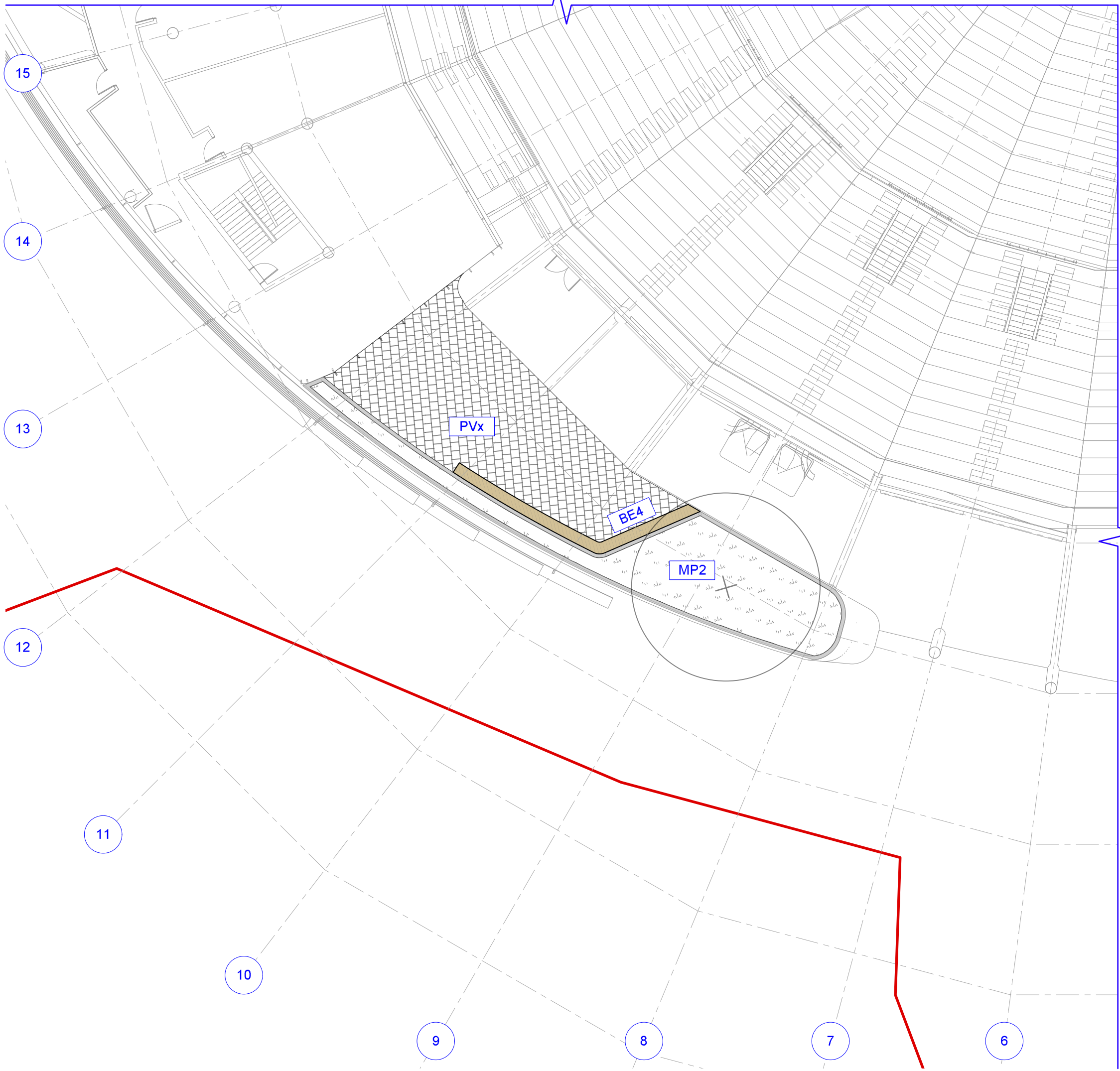
DRAWING
DETAIL PLANS
Level 3 - Suite - Zone B

DRAWN	CHECKED	SCALE A0	SCALE A2
JR DC	JH	1:200	1:400
0	5	10	15 M


STATUS
FOR INFORMATION
NOT FOR CONSTRUCTION

DRAWING NO.
LA-531


REVISION
B



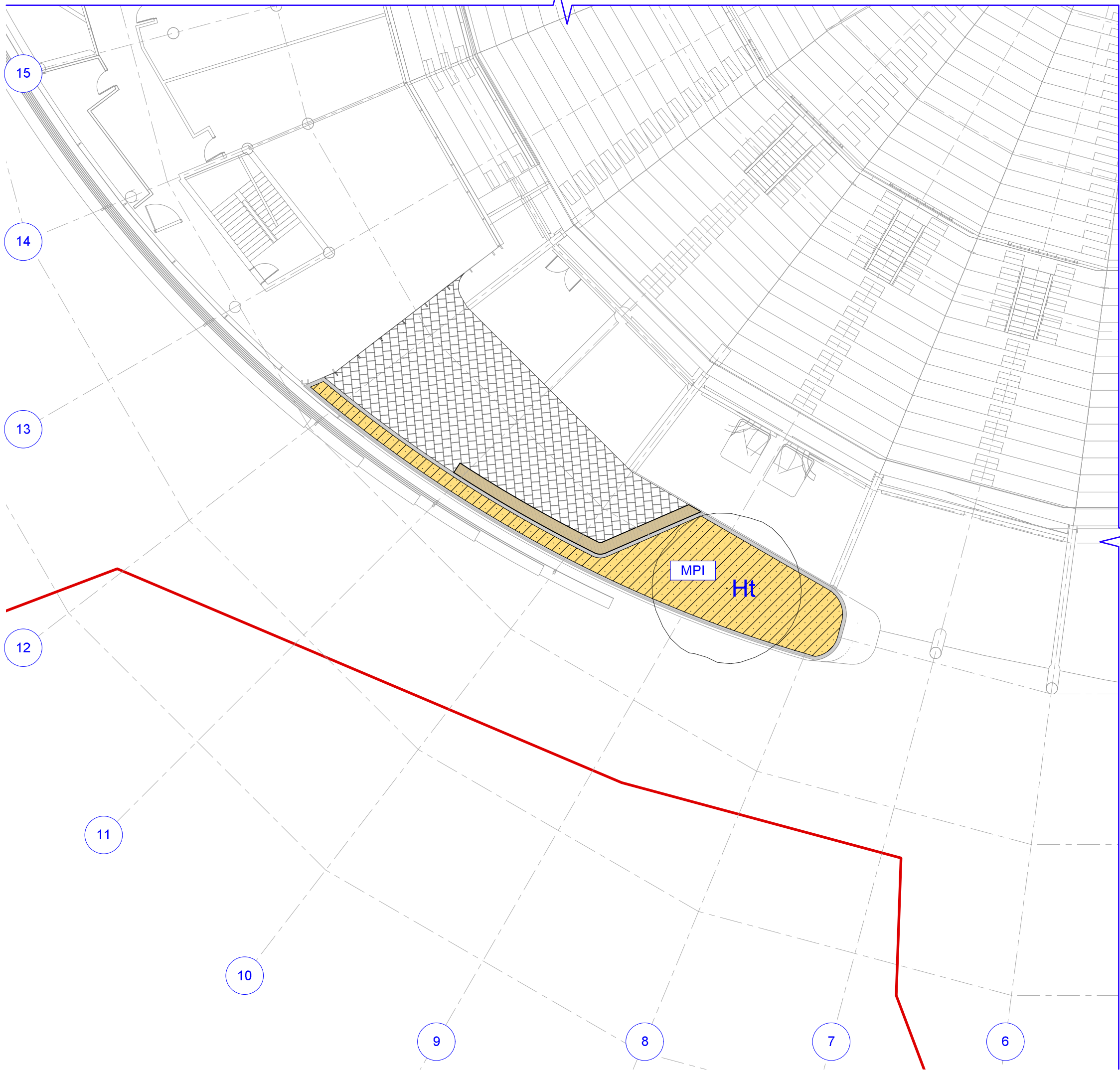
6 MATERIALS AND FINISHES PLAN
Scale: 1:200



7 MATERIALS AND FINISHES PLAN
Scale: 1:200



8 MATERIALS AND FINISHES PLAN
Scale: 1:200



9 MATERIALS AND FINISHES PLAN
Scale: 1:200

NOTES

These drawings are shown in colour and shall be read in digital format or print colour hardcopy.

These drawings shall be read in conjunction with all relevant information (not limited to legends, schedules, specifications).

These drawings shall be read in conjunction with any Engineers, Architects or other consultant information (not limited to drawings, legends, schedules, specifications).

Check all dimensions and site conditions prior to commencement of any work and the procurement of any services, materials, fittings, fabrication or equipment.

Do not scale drawings – refer to figured drawings only. Any discrepancies shall immediately be referred to the Landscape Architect for clarification.

All drawings shall not be reproduced or distributed without prior permission of the Landscape Architect.



DATE	REV	AMENDMENTS
10/19	A	END OF JANUARY PACKAGE - ISSUED FOR INFORMATION
20/19	B	END OF FEBRUARY PACKAGE - FOR INFORMATION

ASPECT Studios™

ASPECT Studios Pty Ltd
Level 1, 70-80 George Street
Redfern NSW 2016
Australia
T 02 9559 7182
F 02 0000 0000
www.aspect-studios.com
sydney@aspect-studios.com
ABN 11 120 219 501

CLIENT

we are insw
Infrastructure
New South Wales

PROJECT

SYDNEY FOOTBALL STADIUM
Moore Park, New South Wales

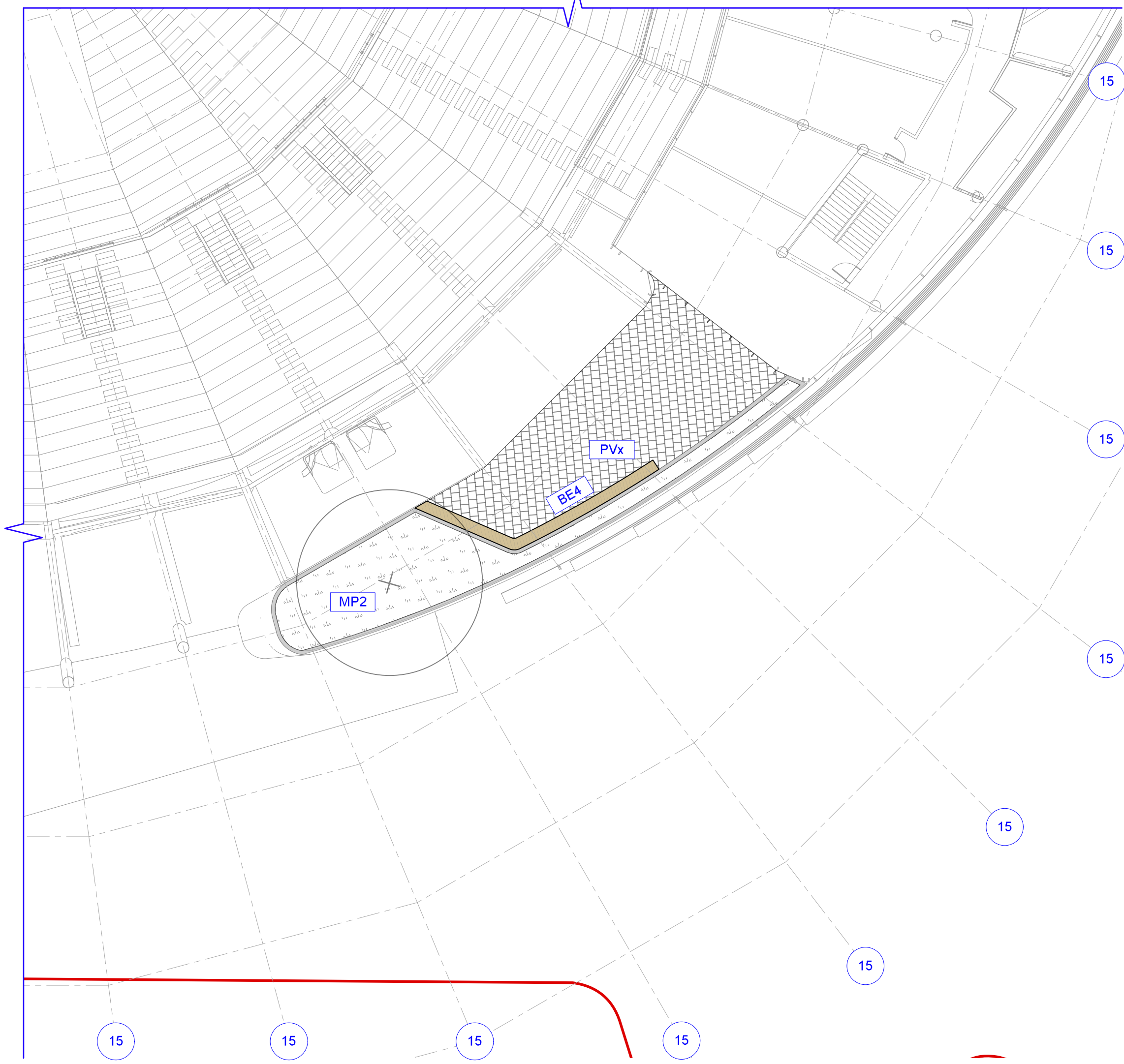
DRAWING

DETAIL PLANS
Level 3 - Suite - Zone E


DRAWN JR | DC
CHECKED JH
SCALE A0 | SCALE A2
1:200 1:400

STATUS
End Of February Issue
FOR INFORMATION
NOT FOR CONSTRUCTION


DRAWING NO. LA-532
REVISION B



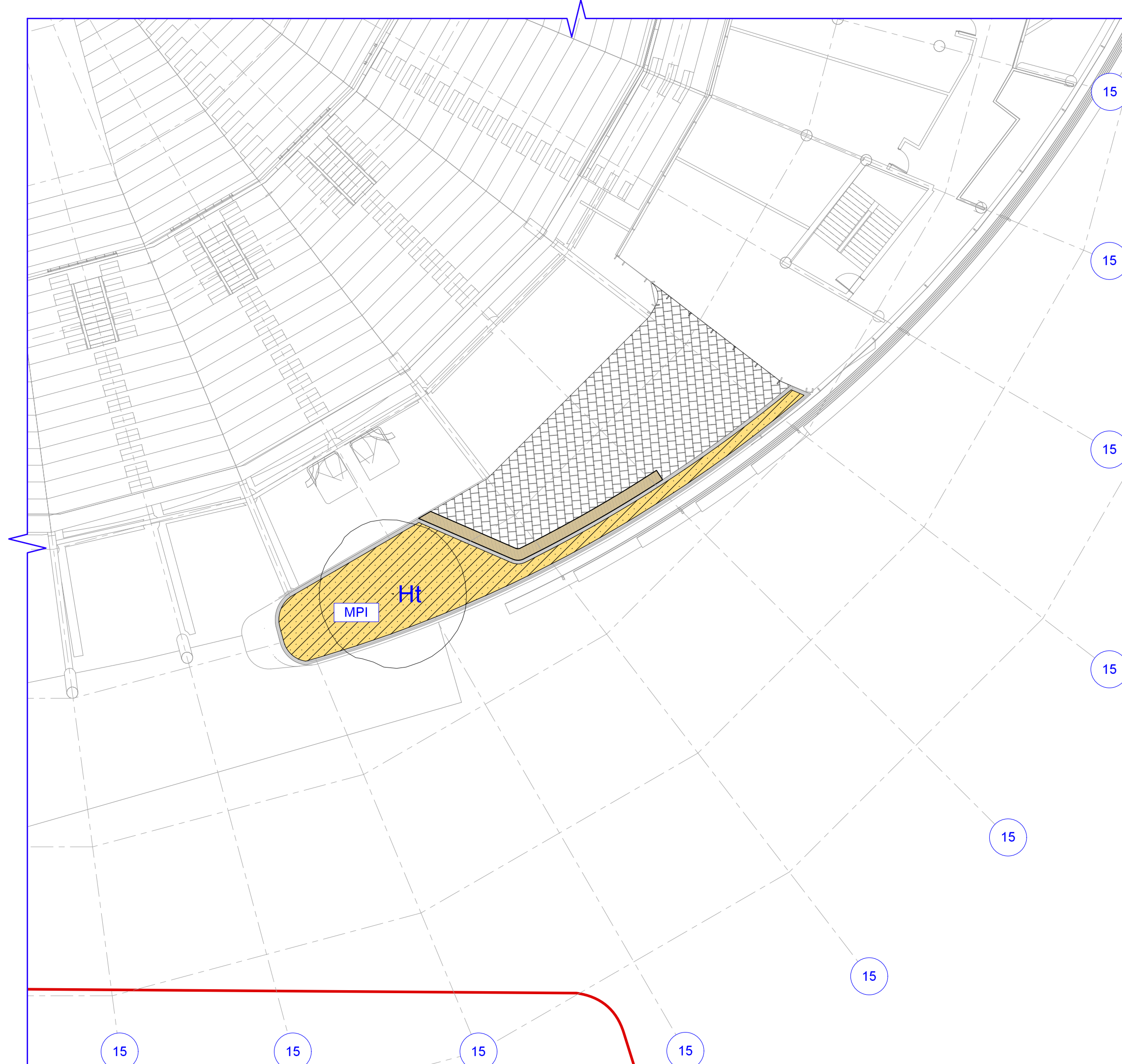
1 MATERIALS AND FINISHES PLAN
Scale: 1:200



2 GRADING AND LEVELS PLAN
Scale: 1:200



3 SETOUT PLAN
Scale: 1:200



4 PLANTING PLAN
Scale: 1:200

NOTES

These drawings are shown in colour and shall be read in digital format or print colour hardcopy.

These drawings shall be read in conjunction with all relevant information (not limited to legends, schedules, specifications).

These drawings shall be read in conjunction with any Engineers, Architects or other consultant information (not limited to drawings, legends, schedules, specifications).

Check all dimensions and site conditions prior to commencement of any work and the procurement of any services, materials, fittings, fabrication or equipment.

Do not scale drawings – refer to figured drawings only. Any discrepancies shall immediately be referred to the Landscape Architect for clarification.

All drawings shall not be reproduced or distributed without prior permission of the Landscape Architect.



DATE	REV	AMENDMENTS
10/19	A	END-OF JANUARY PACKAGE - ISSUED FOR INFORMATION
20/19	B	END-OF FEBRUARY PACKAGE - FOR INFORMATION

ASPECT Studios™

ASPECT Studios Pty Ltd
Level 1, 70-80 George Street
Sydney NSW 2015
Australia
T 02 9559 7182
F 02 0000 0000
www.aspect-studios.com
sydney@aspect-studios.com
ABN 11 120 219 901

CLIENT

we are insw
Infrastructure
New South Wales

PROJECT

SYDNEY FOOTBALL STADIUM
Moore Park, New South Wales

DRAWING

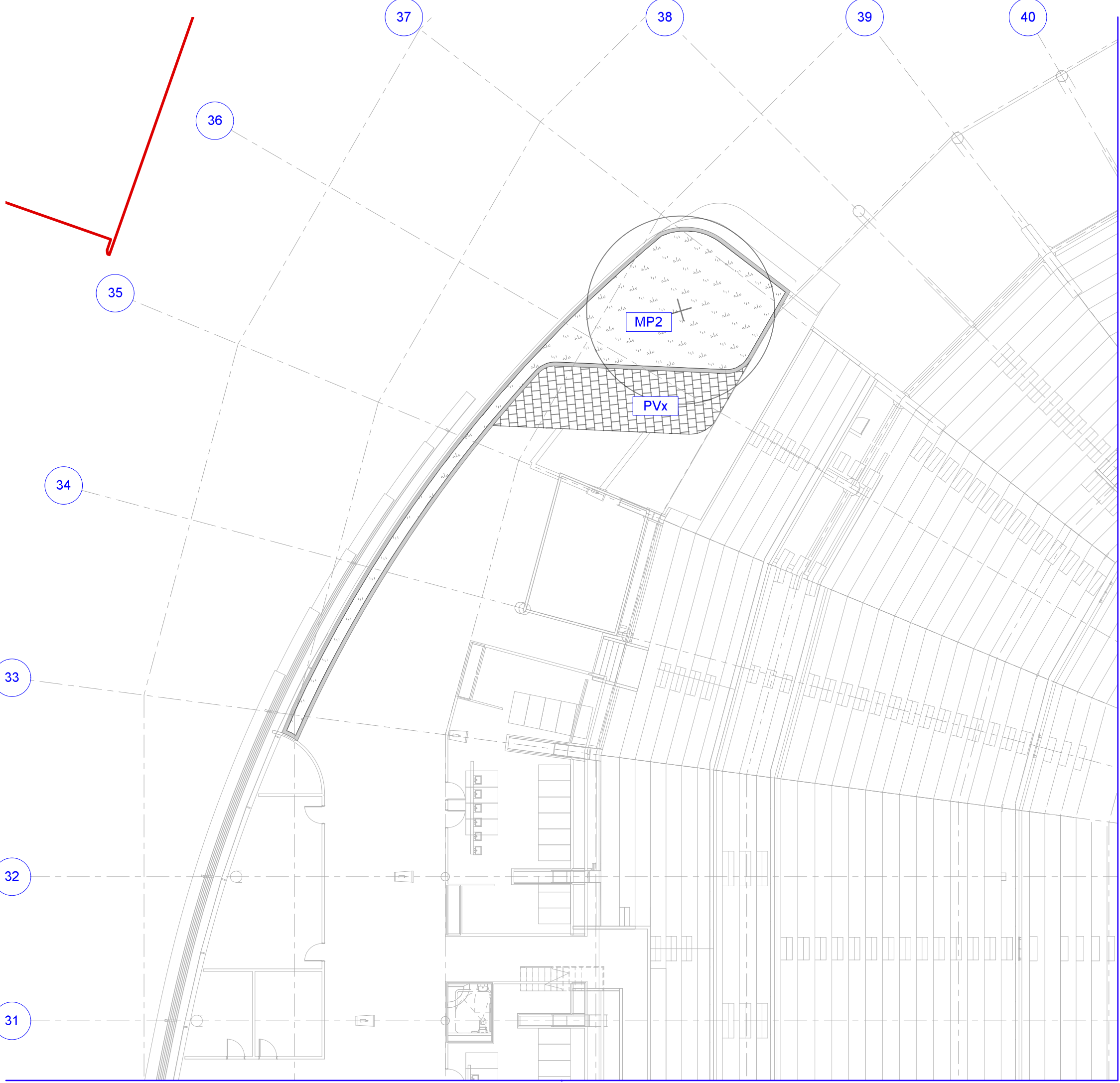
DETAIL PLANS
Level 3 - Suite - Zone F

DRAWN JR | DC
CHECKED JH
SCALE A0 | SCALE A2
1:200 1:400
0 5 10 15 M


STATUS

FOR INFORMATION
NOT FOR CONSTRUCTION

DRAWING NO. LA-533
REVISION B



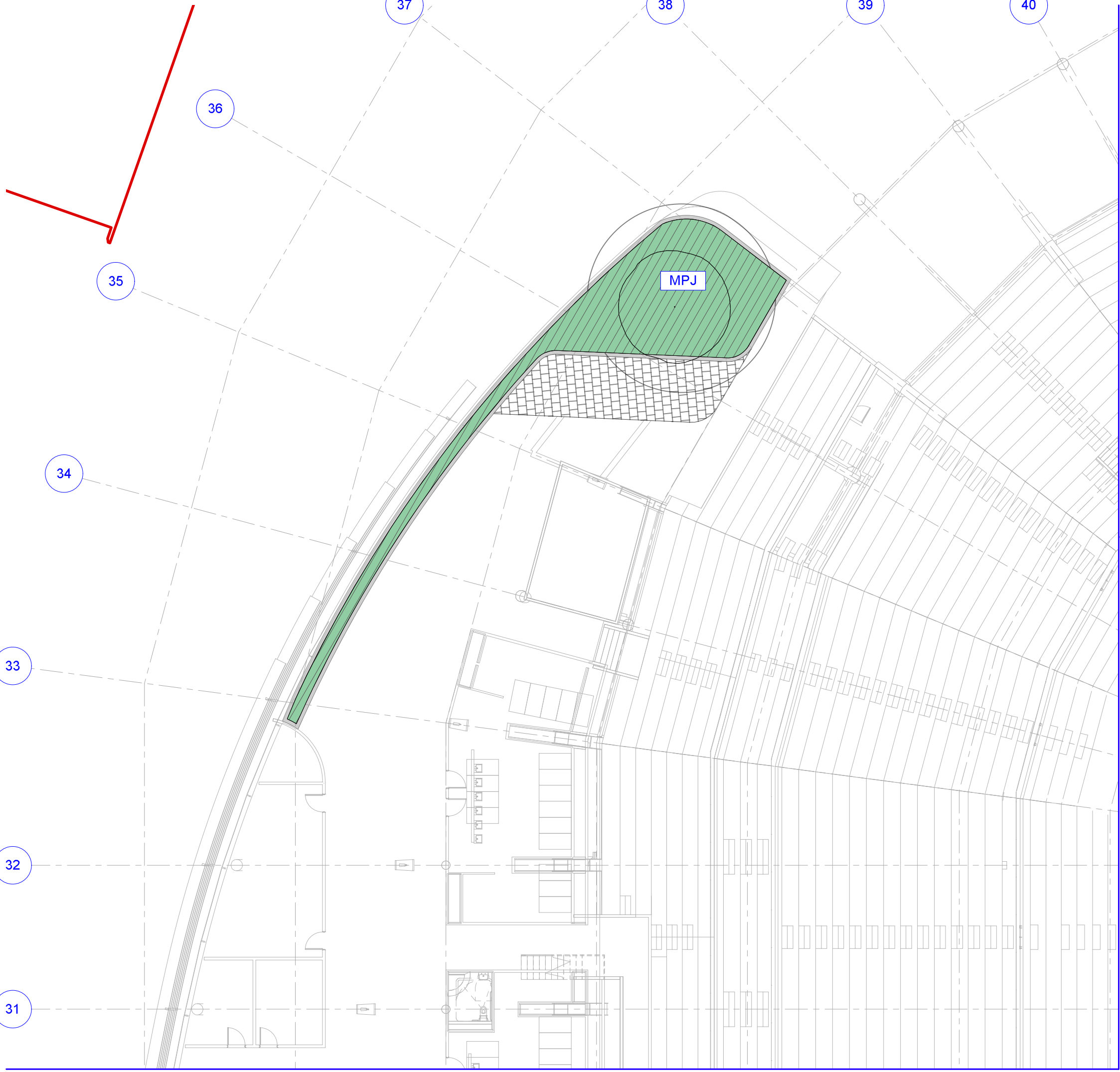
1 MATERIALS AND FINISHES PLAN
Scale: 1:200



4 GRADING AND LEVELS PLAN
Scale: 1:200



3 SETOUT PLAN
Scale: 1:200



4 PLANTING PLAN
Scale: 1:200

NOTES

These drawings are shown in colour and shall be read in digital format or print colour hardcopy.

These drawings shall be read in conjunction with all relevant information (not limited to legends, schedules, specifications).

These drawings shall be read in conjunction with any Engineers, Architects or other consultant information (not limited to drawings, legends, schedules, specifications).

Check all dimensions and site conditions prior to commencement of any work and the procurement of any services, materials, fittings, fabrication or equipment.

Do not scale drawings – refer to figured drawings only. Any discrepancies shall immediately be referred to the Landscape Architect for clarification.

All drawings shall not be reproduced or distributed without prior permission of the Landscape Architect.



DATE	REV	AMENDMENTS
10/19	A	END OF JANUARY PACKAGE - ISSUED FOR INFORMATION
20/19	B	END OF FEBRUARY PACKAGE - FOR INFORMATION

ASPECT Studios™

ASPECT Studios Pty Ltd
Level 1, 70-80 George Street
Sydney NSW 2015
Australia
T 02 9559 7182
F 02 0000 0000
www.aspect-studios.com
sydney@aspect-studios.com
ABN 11 120 219 501

CLIENT

we are insw
Infrastructure
New South Wales

PROJECT

SYDNEY FOOTBALL STADIUM
Moore Park, New South Wales

DRAWING

DETAIL PLANS
Level 4 - Upper Concourse - Zone A

STATUS

FOR INFORMATION
NOT FOR CONSTRUCTION

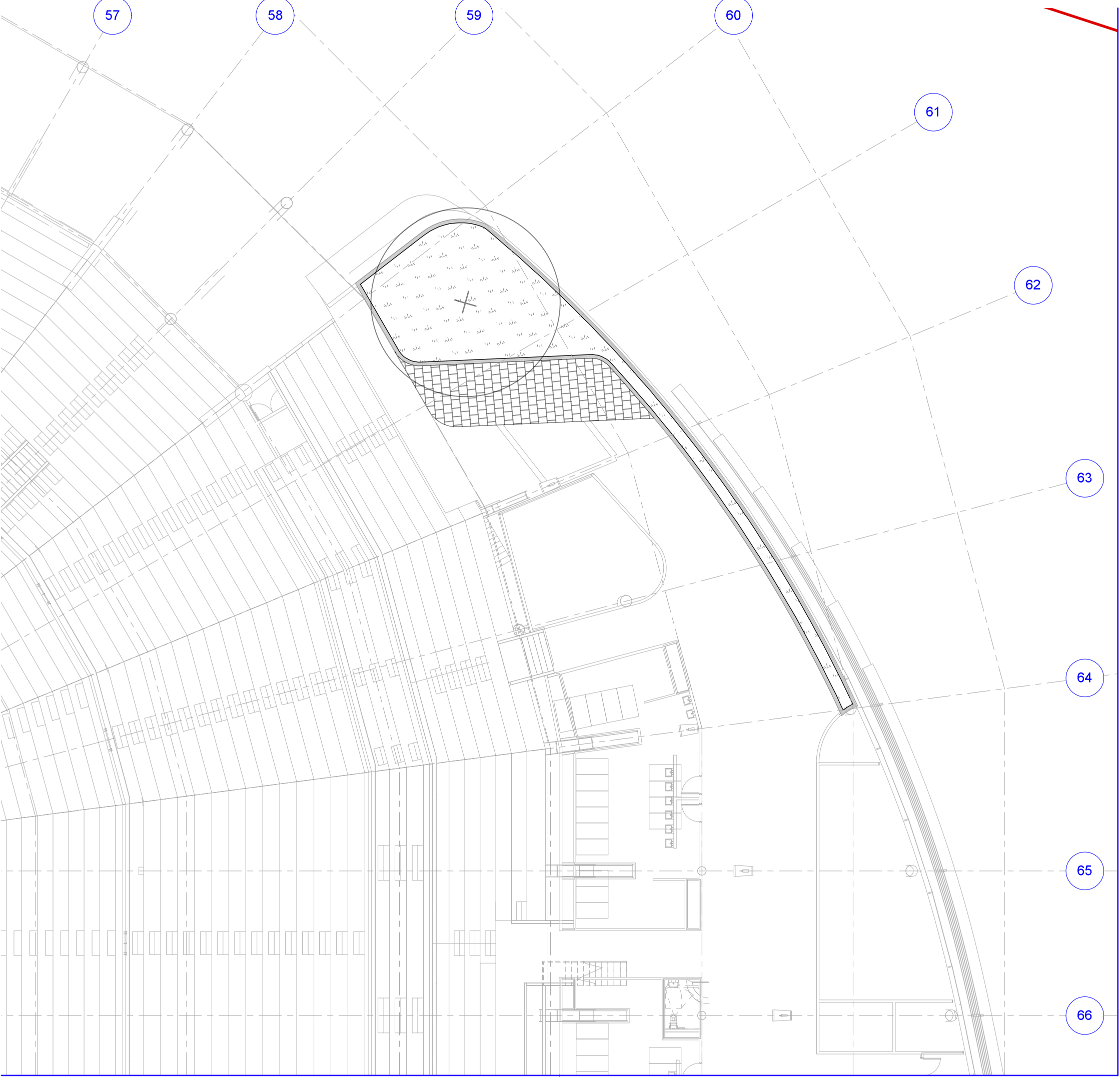
DRAWING NO.
LA-540

REVISION
B


SCALE A0 | SCALE A2
1:200 1:400

0 5 10 15 M


NORTH



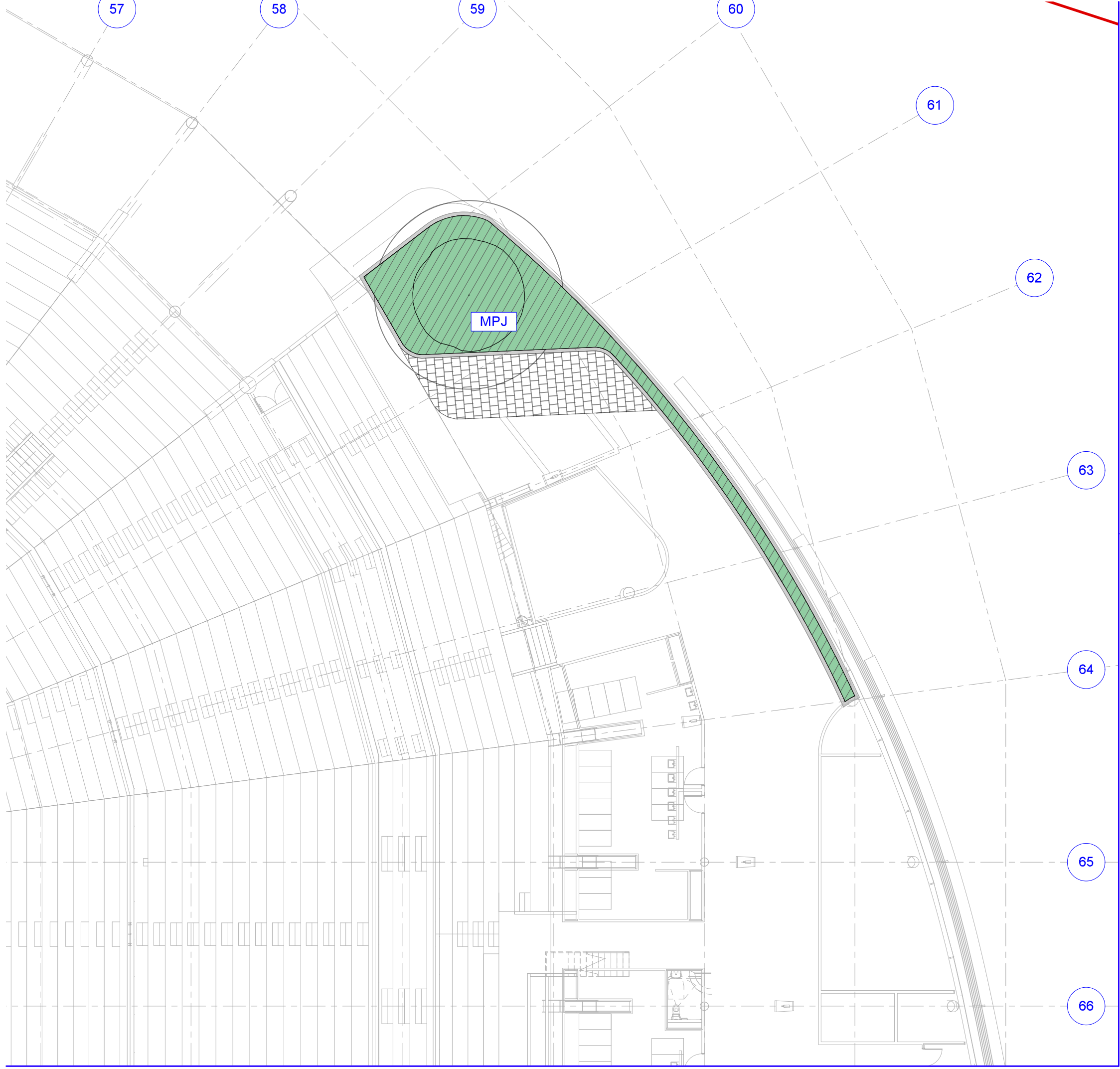
1 MATERIALS AND FINISHES PLAN
Scale: 1:200



2 GRADING AND LEVELS PLAN
Scale: 1:200



3 SETOUT PLAN
Scale: 1:200



4 PLANTING PLAN
Scale: 1:200

NOTES

These drawings are shown in colour and shall be read in digital format or print colour hardcopy.

These drawings shall be read in conjunction with all relevant information (not limited to legends, schedules, specifications).

These drawings shall be read in conjunction with any Engineers, Architects or other consultant information. (not limited to drawings, legends, schedules, specifications).

Check all dimensions and site conditions prior to commencement of any work and the procurement of any services, materials, fittings, fabrication or equipment.

Do not scale drawings – refer to figured drawings only. Any discrepancies shall immediately be referred to the Landscape Architect for clarification.

All drawings shall not be reproduced or distributed without prior permission of the Landscape Architect.

WARNING



Services shown on this drawing are approximate only. The exact location is to be confirmed on site by contractor prior to commencement of work.

DATE	REV	AMENDMENTS
10/19	A	END-OF JANUARY PACKAGE - ISSUED FOR INFORMATION
20/19	B	END-OF FEBRUARY PACKAGE - FOR INFORMATION

ASPECT Studios™

ASPECT Studios Pty Ltd
Level 1, 70-80 George Street
Redfern NSW 2015
Australia
T 02 9559 7182
F 02 0000 0000
www.aspect-studios.com
sydney@aspect-studios.com
ABN 11 120 219 901

CLIENT



PROJECT

SYDNEY FOOTBALL STADIUM
Moore Park, New South Wales

\$15030

DRAWING

DETAIL PLANS
Level 4 - Upper Concourse - Zone B

DRAWN
JR | DC

CHECKED
JH

SCALE A0 | SCALE A2
1:200 1:400

0 5 10 15 M

STATUS

FOR INFORMATION

NOT FOR CONSTRUCTION

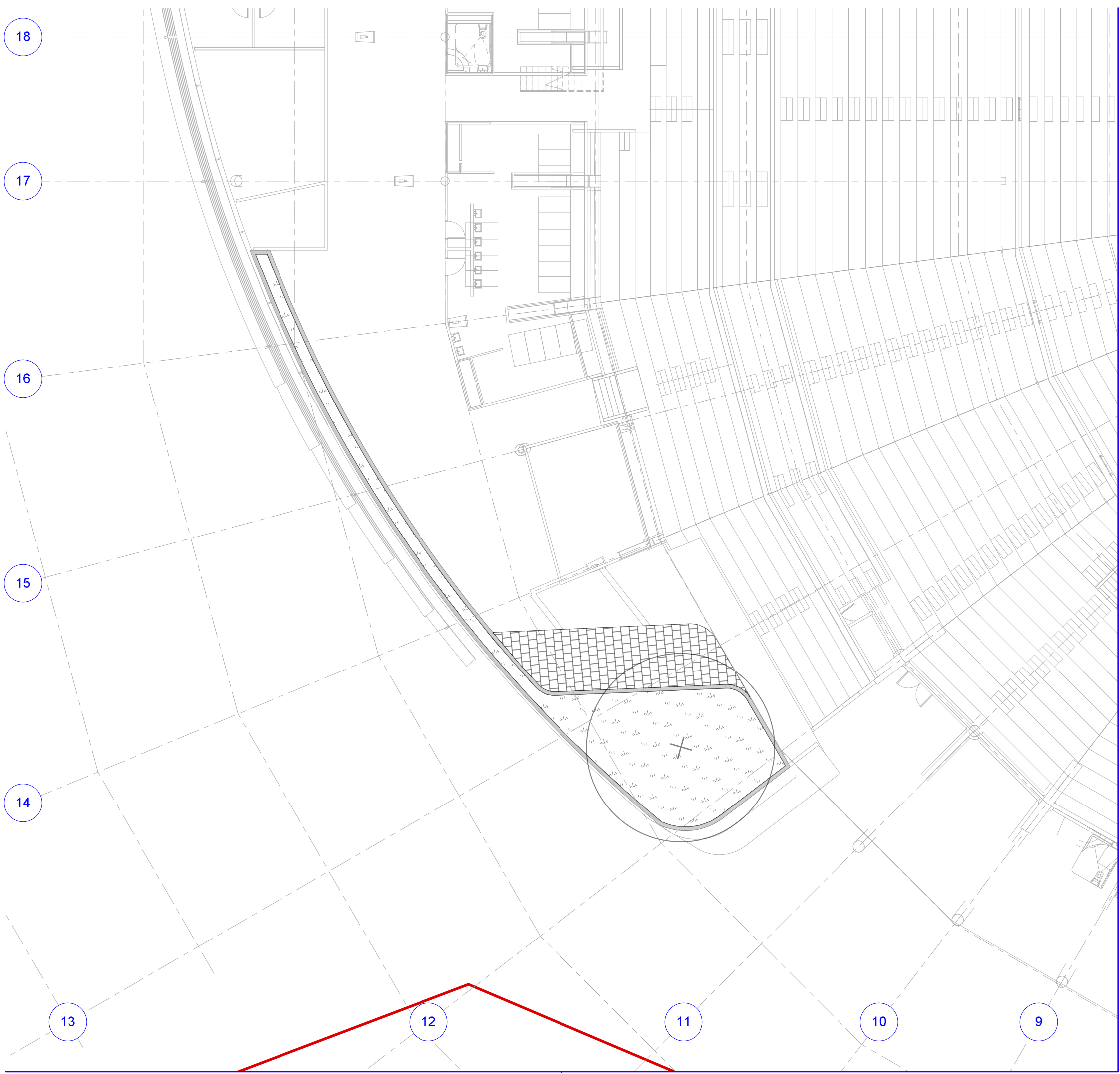
DRAWING NO.

LA-541


REVISION

B






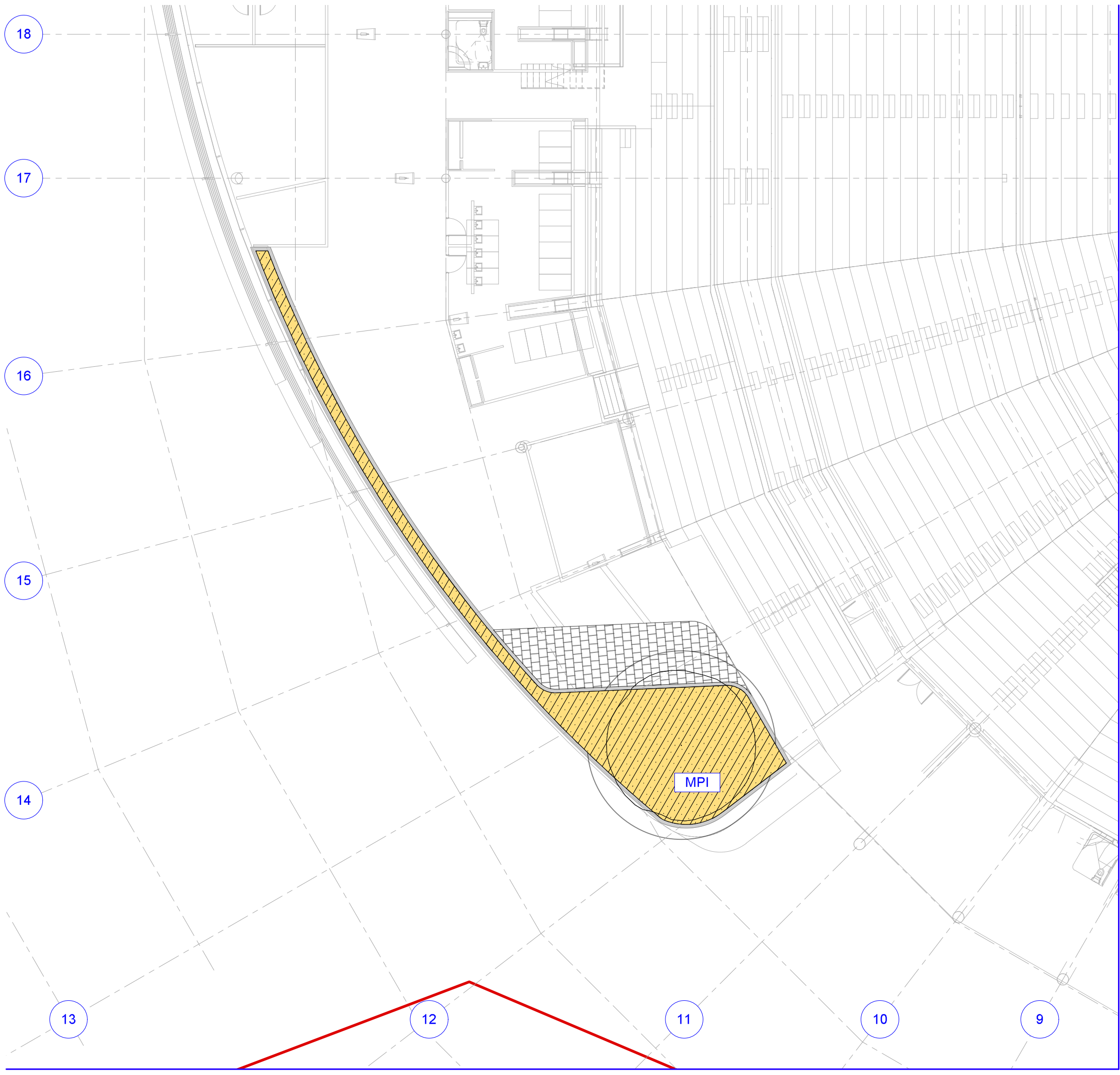
1 MATERIALS AND FINISHES PLAN
Scale: 1:200



2 GRADING AND LEVELS PLAN
Scale: 1:200



3 SETOUT PLAN
Scale: 1:200



4 PLANTING PLAN
Scale: 1:200

NOTES

These drawings are shown in colour and shall be read in digital format or print colour hardcopy.

These drawings shall be read in conjunction with all relevant information (not limited to legends, schedules, specifications).

These drawings shall be read in conjunction with any Engineers, Architects or other consultant information (not limited to drawings, legends, schedules, specifications).

Check all dimensions and site conditions prior to commencement of any work and the procurement of any services, materials, fittings, fabrication or equipment.

Do not scale drawings – refer to figured drawings only. Any discrepancies shall immediately be referred to the Landscape Architect for clarification.

All drawings shall not be reproduced or distributed without prior permission of the Landscape Architect.



DATE	REV	AMENDMENTS
10/19	A	END OF JANUARY PACKAGE - ISSUED FOR INFORMATION
20/19	B	END OF FEBRUARY PACKAGE - FOR INFORMATION

ASPECT Studios™

ASPECT Studios Pty Ltd
Level 1, 70-80 George Street
Redfern NSW 2016
Australia
T 02 9559 7182
F 02 0000 0000
www.aspect-studios.com
sydney@aspect-studios.com
ABN 11 120 219 901



PROJECT

SYDNEY FOOTBALL STADIUM
Moore Park, New South Wales

DRAWING

DETAIL PLANS
Level 4 - Upper Concourse - Zone E

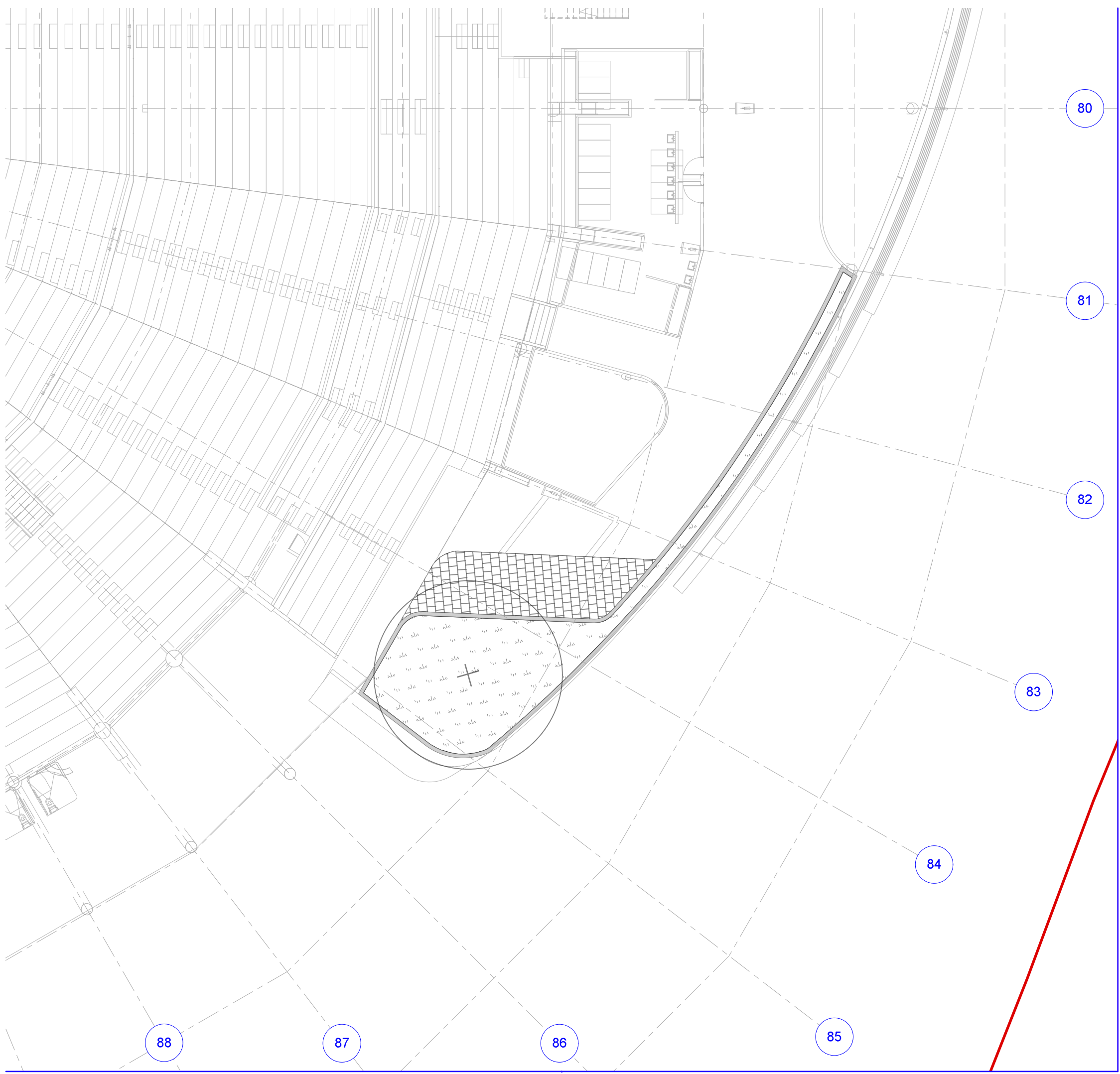
DRAWN	CHECKED	SCALE A0	SCALE A2
JR DC	JH	1:200	1:400
0	5	10	15 M

STATUS


FOR INFORMATION
NOT FOR CONSTRUCTION

DRAWING NO.
LA-542


REVISION
B



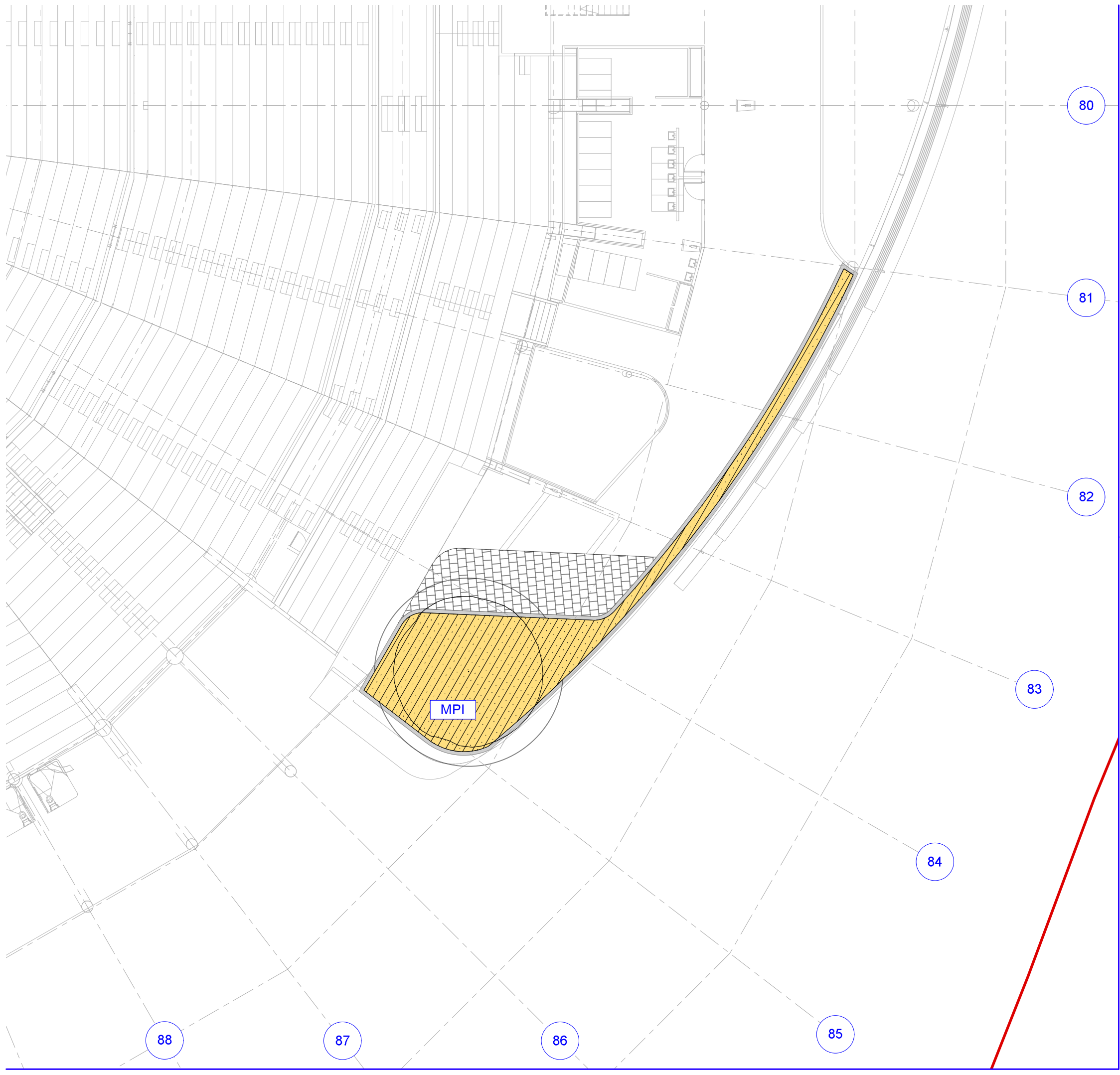
1 MATERIALS AND FINISHES PLAN
Scale: 1:200



2 GRADING AND LEVELS PLAN
Scale: 1:200



3 SETOUT PLAN
Scale: 1:200



4 PLANTING PLAN
Scale: 1:200

NOTES

These drawings are shown in colour and shall be read in digital format or print colour hardcopy.

These drawings shall be read in conjunction with all relevant information (not limited to legends, schedules, specifications).

These drawings shall be read in conjunction with any Engineers, Architects or other consultant information. (not limited to drawings, legends, schedules, specifications).

Check all dimensions and site conditions prior to commencement of any work and the procurement of any services, materials, fittings, fabrication or equipment.

Do not scale drawings – refer to figured drawings only. Any discrepancies shall immediately be referred to the Landscape Architect for clarification.

All drawings shall not be reproduced or distributed without prior permission of the Landscape Architect.



DATE	REV	AMENDMENTS
10/19	A	END OF JANUARY PACKAGE - ISSUED FOR INFORMATION
20/19	B	END OF FEBRUARY PACKAGE - FOR INFORMATION

ASPECT Studios™
ASPECT Studios Pty Ltd
Level 1, 70-80 George Street
Sydney NSW 2015
Australia
T 02 9559 7182
F 02 0000 0000
www.aspect-studios.com
sydney@aspect-studios.com
ABN 11 120 219 901

CLIENT
we are **in**sw
Infrastructure
New South Wales

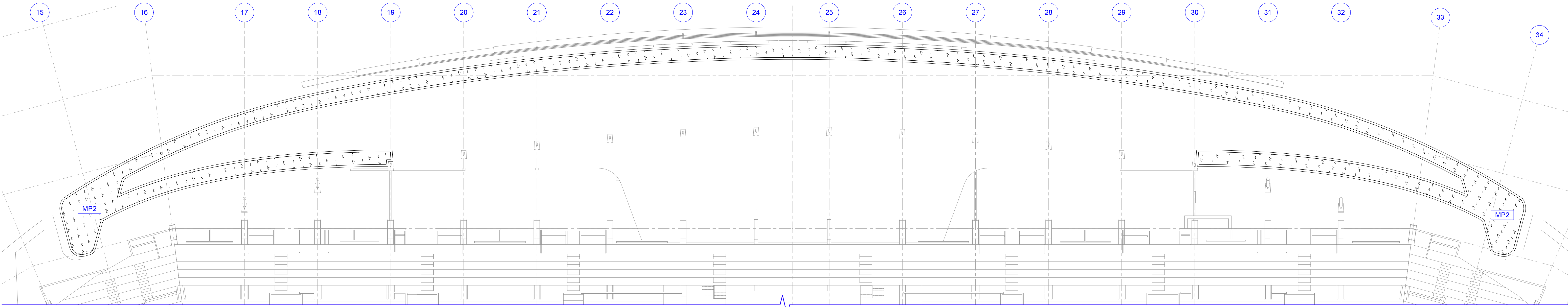
PROJECT
SYDNEY FOOTBALL STADIUM
Moore Park, New South Wales
\$15030

DRAWING
DETAIL PLANS
Level 4 - Upper Concourse - Zone F

DRAWN	CHECKED	SCALE A0 SCALE A2
JR DC	JH	1:200 1:400

STATUS
FOR INFORMATION
NOT FOR CONSTRUCTION

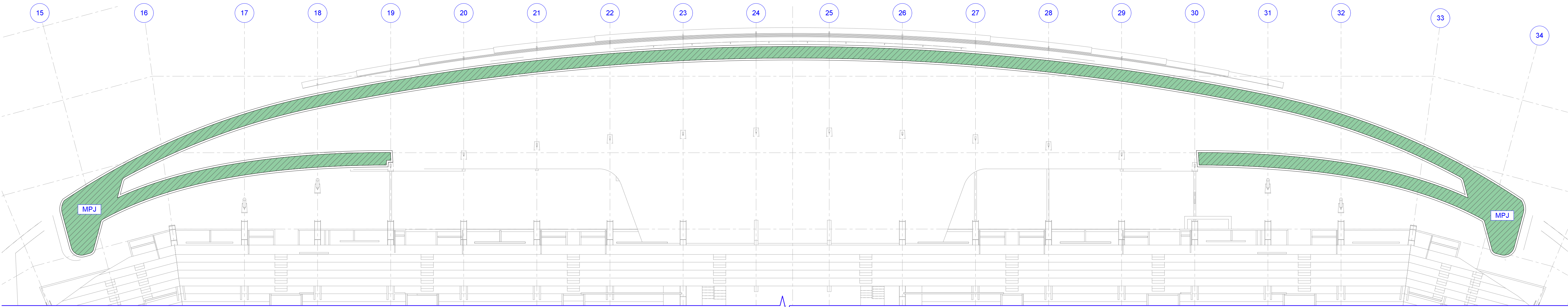
REVISION
DRAWING NO. **LA-543**
REVISION **B**



1 MATERIALS AND FINISHES PLAN
Scale: 1:200

2 GRADING AND LEVELS PLAN
Scale: 1:200

3 SETOUT PLAN
Scale: 1:200



4 PLANTING PLAN
Scale: 1:200

NOTES

These drawings are shown in colour and shall be read in digital format or print colour hardcopy.

These drawings shall be read in conjunction with all relevant information (not limited to legends, schedules, specifications).

These drawings shall be read in conjunction with any Engineers, Architects or other consultant information (not limited to drawings, legends, schedules, specifications).

Check all dimensions and site conditions prior to commencement of any work and the procurement of any services, materials, fittings, fabrication or equipment.

Do not scale drawings – refer to figured drawings only. Any discrepancies shall immediately be referred to the Landscape Architect for clarification.

All drawings shall not be reproduced or distributed without prior permission of the Landscape Architect.



DATE	REV	AMENDMENTS
10/19	A	END OF JANUARY PACKAGE - ISSUED FOR INFORMATION
20/19	B	END OF FEBRUARY PACKAGE - FOR INFORMATION

ASPECT Studios™

ASPECT Studios Pty Ltd
Level 1, 70-80 George Street
Redfern NSW 2016
Australia
T 02 9559 7182
F 02 0000 0000
www.aspect-studios.com
sydney@aspect-studios.com
ABN 11 120 219 501

CLIENT

we are insw
Infrastructure
New South Wales

PROJECT

SYDNEY FOOTBALL STADIUM
Moore Park, New South Wales

\$15030

DRAWING

DETAIL PLANS
Level 5 - Roof Terrace - Zones A, C & E

DRAWN	CHECKED	SCALE A0 SCALE A2
JR DC	JH	1:200 1:400
0	5	10
0	5	10 M

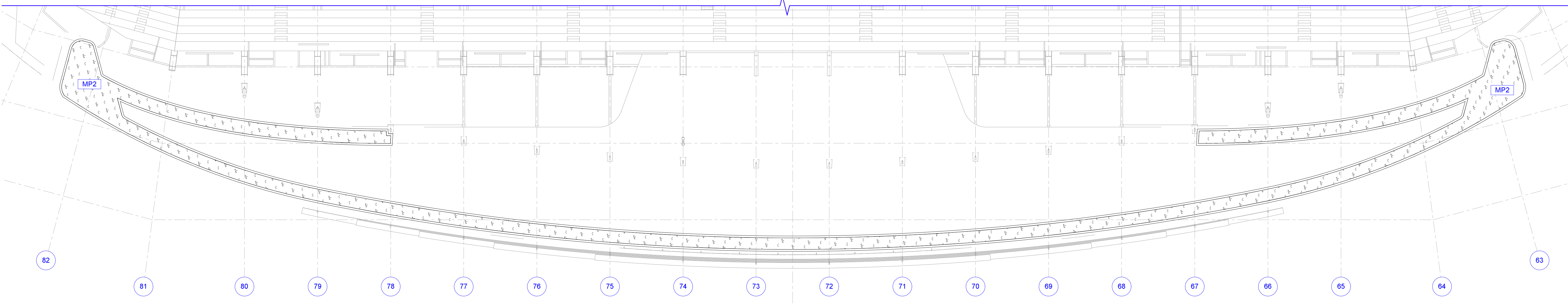
STATUS

FOR INFORMATION

NOT FOR CONSTRUCTION

DRAWING NO. **LA-550**

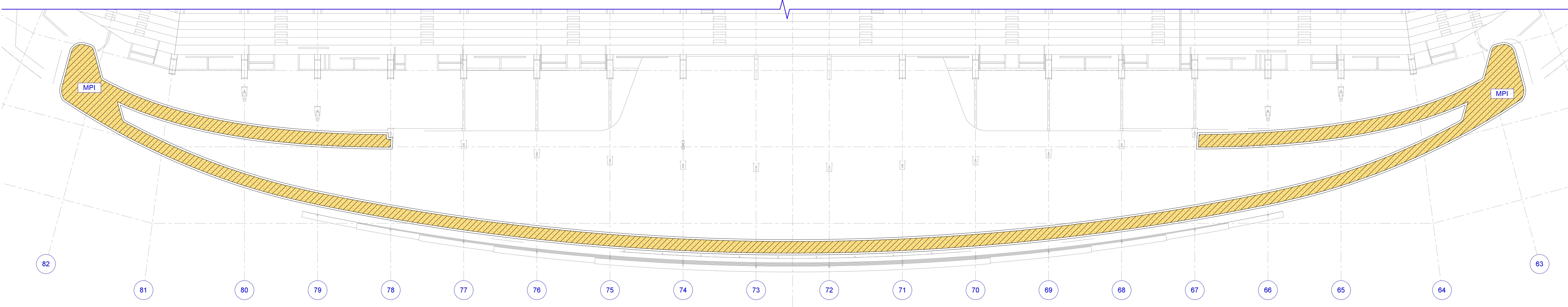
REVISION NO. **B**



1 MATERIALS AND FINISHES PLAN
Scale: 1:200

2 GRADING AND LEVELS PLAN
Scale: 1:200

3 SETOUT PLAN
Scale: 1:200



5 PLANTING PLAN
Scale: 1:200

NOTES

These drawings are shown in colour and shall be read in digital format or print colour hardcopy.


These drawings shall be read in conjunction with all relevant information (not limited to legends, schedules, specifications).

These drawings shall be read in conjunction with any Engineers, Architects or other consultant information (not limited to drawings, legends, schedules, specifications).

Check all dimensions and site conditions prior to commencement of any work and the procurement of any services, materials, fittings, fabrication or equipment.

Do not scale drawings – refer to figured drawings only. Any discrepancies shall immediately be referred to the Landscape Architect for clarification.

All drawings shall not be reproduced or distributed without prior permission of the Landscape Architect.

WARNING		
 Services shown on this drawing are approximate only. The exact location is to be confirmed on site by contractor prior to commencement of work.		
DATE	REV	AMENDMENTS
10/19	A	END OF JANUARY PACKAGE - ISSUED FOR INFORMATION
20/19	B	END OF FEBRUARY PACKAGE - FOR INFORMATION

ASPECT Studios™

ASPECT Studios Pty Ltd
Level 1, 70-80 George Street
Sydney NSW 2015
Australia
T 02 9559 7182
F 02 0000 0000
www.aspect-studios.com
sydney@aspect-studios.com
ABN 11 120 219 501

CLIENT

we are insw
Infrastructure
New South Wales

PROJECT

SYDNEY FOOTBALL STADIUM
Moore Park, New South Wales

\$15030

DRAWING

DETAIL PLANS
Level 5 - Roof Terrace - Zones B, D & F

DRAWN
JR | DC

CHECKED
JH

SCALE A0 | SCALE A2
1:200 | 1:400

0 5 10 15 M

STATUS

FOR INFORMATION

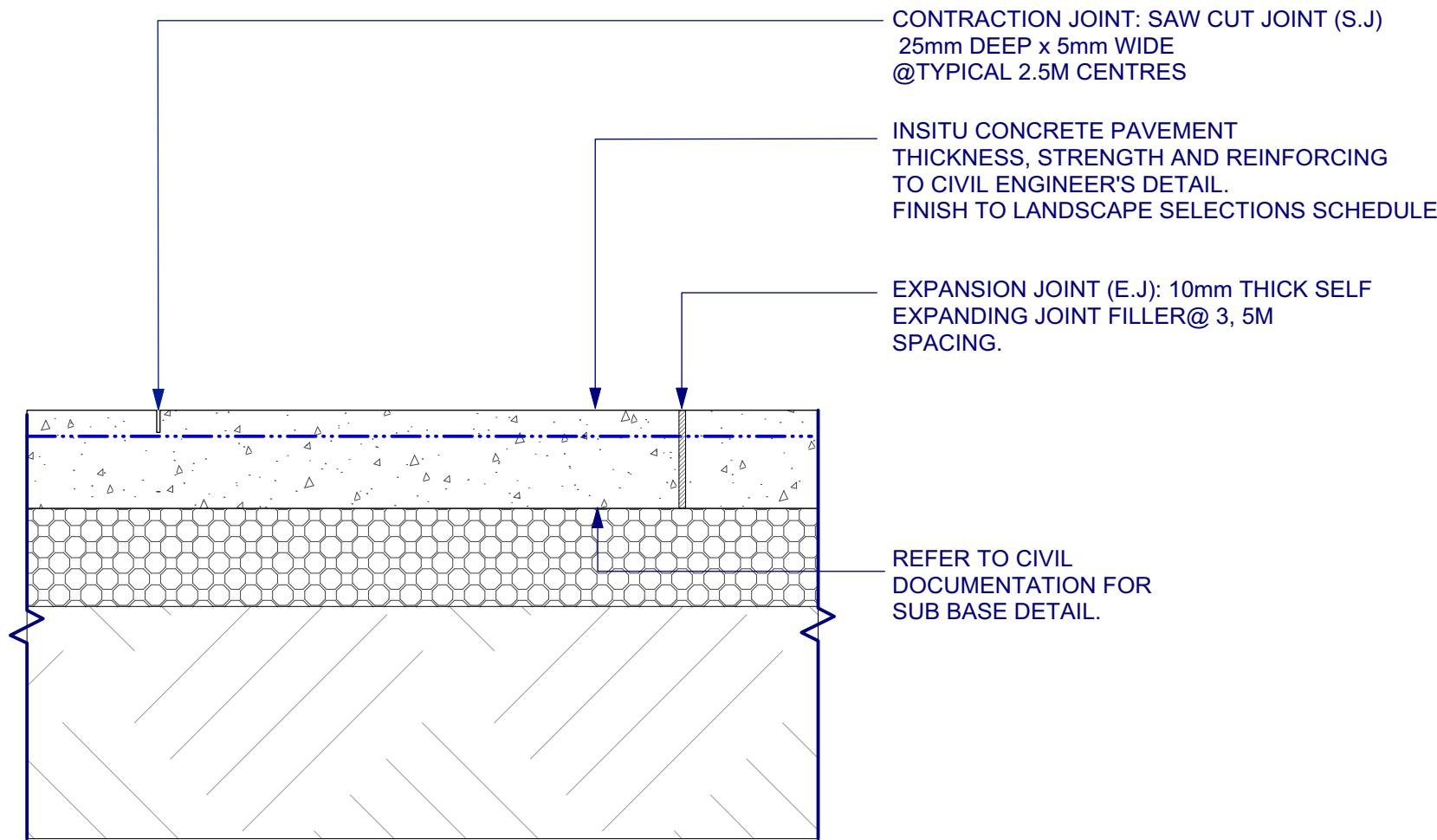
NOT FOR CONSTRUCTION

DRAWING NO.

REVISION

LA-551

B



1 PAVEMENT TYPE 1.1 -INSITU CONCRETE SECTION 1:10 PV1.1 PV1.2 PV1.3

2 PAVEMENT TYPE 1.4 -INSITU CONCRETE OVER EXISTING TREE ROOTS SECTION 1:10

PAVING DETAILS TO BE REVIEWED BY CIVIL ENGINEER

NOTES

These drawings are shown in colour and shall be read in digital format or print colour hardcopy.

These drawings shall be read in conjunction with all relevant information (not limited to legends, schedules, specifications)


These drawings shall be read in conjunction with any Engineers, Architects or other consultant information. (not limited to drawings, legends, schedules, specifications)

Check all dimensions and site conditions prior to commencement of any work and the procurement of any services, materials, fittings, fabrication or equipment.

Do not scale drawings – refer to figured drawings only. Any discrepancies shall immediately be referred to the Landscape Architect for clarification.

All drawings shall not be reproduced or distributed without prior permission of the Landscape Architect.

WARNING



Services shown on this drawing are approximate only. The exact location is to be confirmed on site by contractor prior to commencement of work.

DATE	REV	AMENDMENTS
28/2/19	A	END OF FEBRUARY PACKAGE - FOR INFORMATION

ASPECT Studios™

ASPECT Studios Pty Ltd
Level 1, 70-80 George Street
Redfern NSW 2016
Australia
T 02 9699 7182
F 02 0000 0000
www.aspect-studios.com
sydney@aspect-studios.com
ABN 11 120 219 561



PROJECT

SYDNEY FOOTBALL STADIUM
Moore Park, New South Wales

S18030

DRAWING

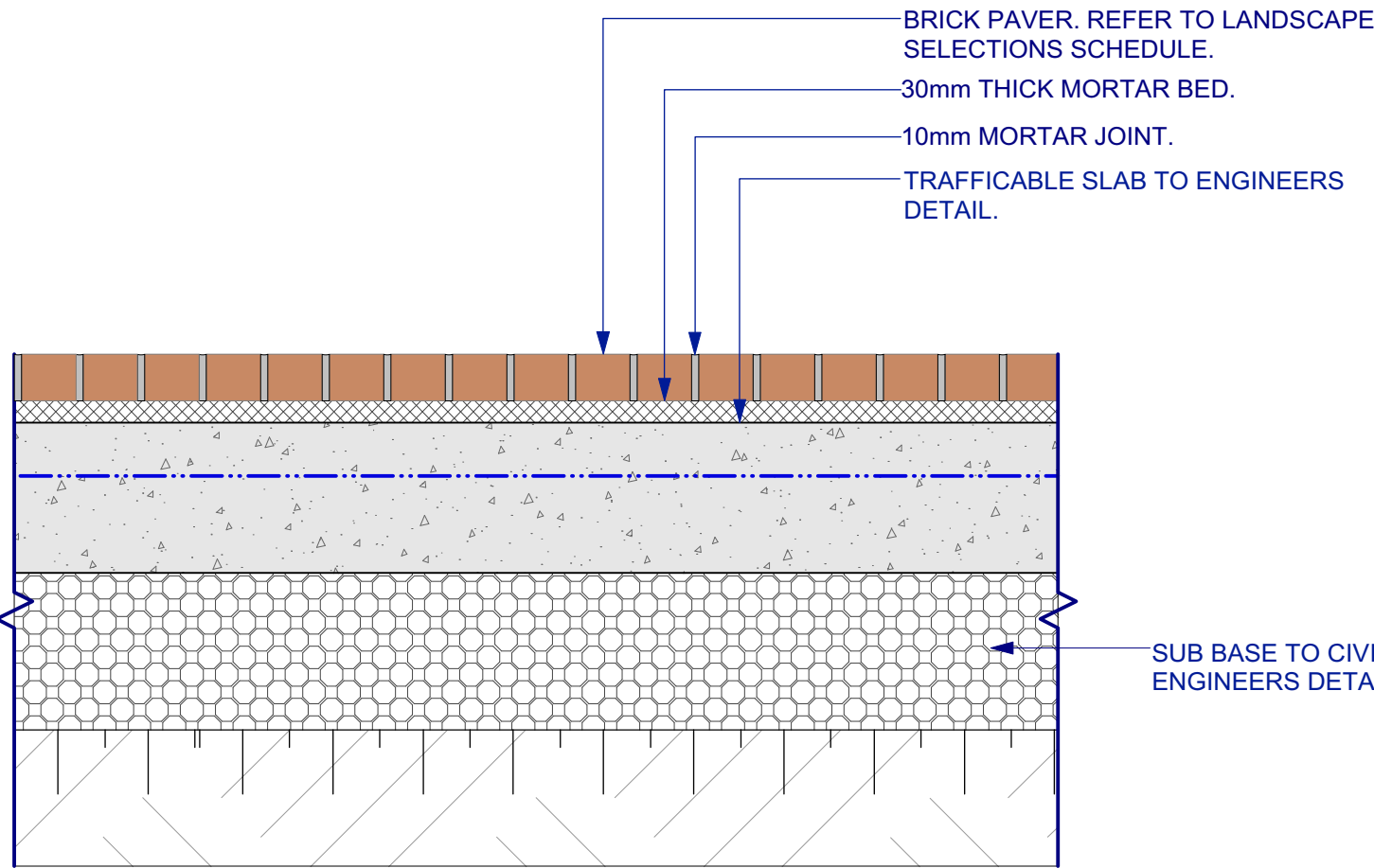
HARDWORKS DETAILS
Finishes 1

DRAWN	CHECKED	SCALE A1 SCALE A3
JR DC	JH	

STATUS NORTH


FOR INFORMATION

DRAWING NO.	REVISION
LA-601	A




1 PAVEMENT TYPE 2 -BRICK PAVING | VEHICULAR GRADE
1:10 SECTION

PV2.1
PV2.2
PV2.3




2 PAVEMENT TYPE 2.1 -BRICK PAVING | STRETCHER BOND PATTERN
1:10 PLAN

PV2.1



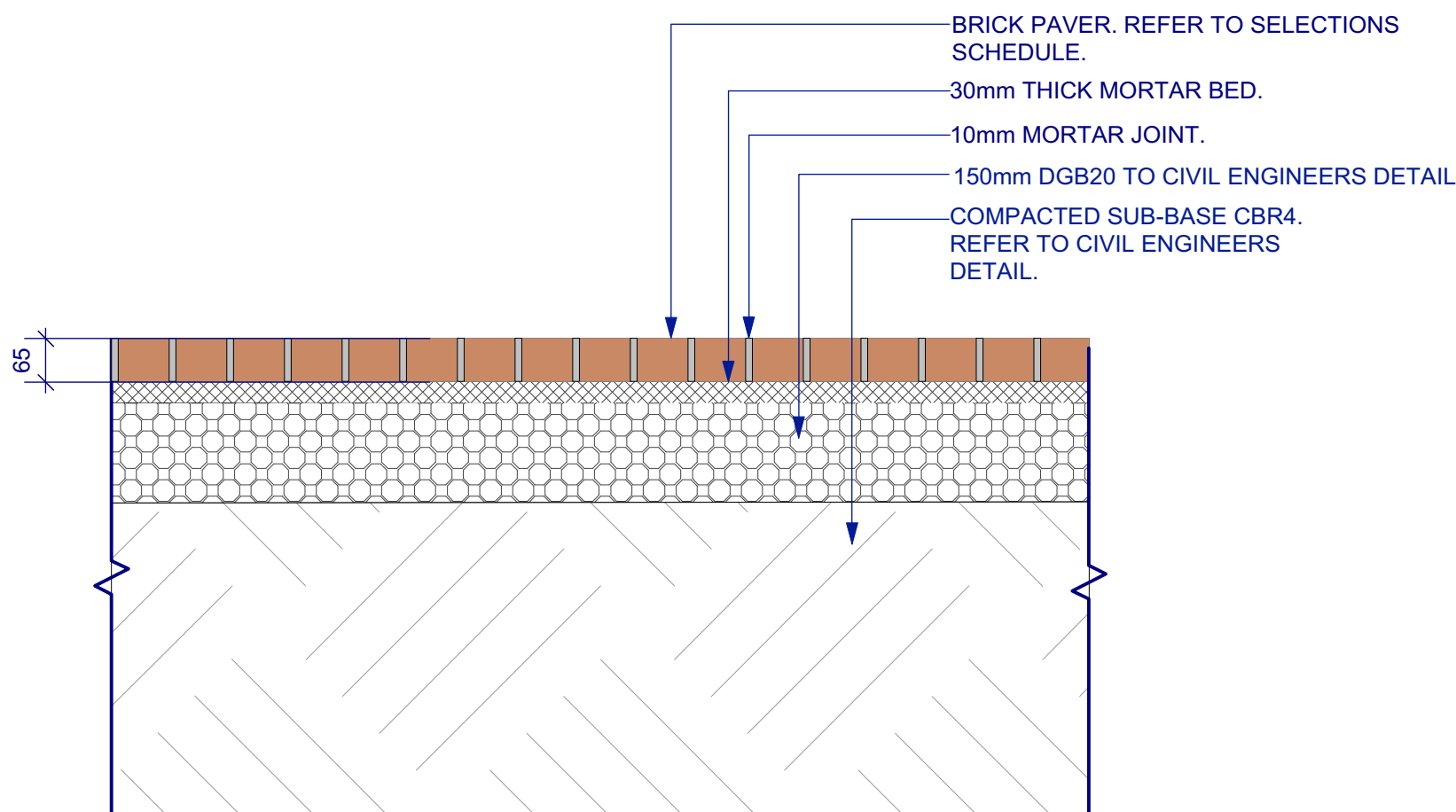
3 PAVEMENT TYPE 2.2 -BRICK PAVING | ENGLISH BOND PATTERN
1:10 PLAN

PV2.2



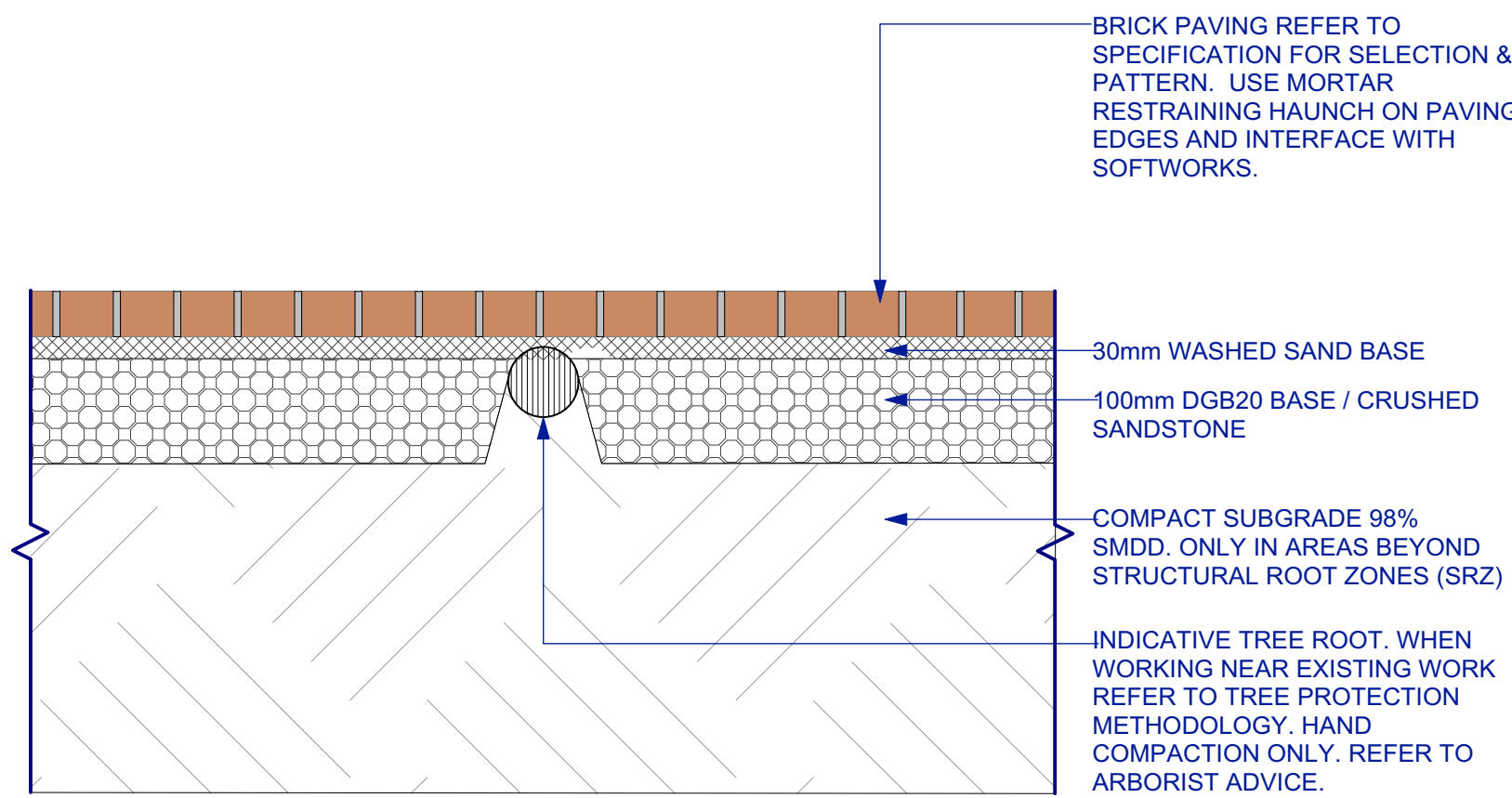
4 PAVEMENT TYPE 2.3 -BRICK PAVING | FLEMISH BOND PATTERN
1:10 PLAN

PV2.3



5 PAVEMENT TYPE 3 | BRICK PAVING | MOORE PARK ROAD
1:10 SECTION

PV3



7 PAVEMENT TYPE 2 & 3 | BRICK PAVING ABOVE EXISTING TREE ROOTS
1:10 SECTION

PV2.1
PV2.2
PV2.3
PV3

PAVING DETAILS TO BE REVIEWED BY CIVIL ENGINEER

NOTES

These drawings are shown in colour and shall be read in digital format or print colour hardcopy.

These drawings shall be read in conjunction with all relevant information (not limited to legends, schedules, specifications)

These drawings shall be read in conjunction with any Engineers, Architects or other consultant information. (not limited to drawings, legends, schedules, specifications)

Check all dimensions and site conditions prior to commencement of any work and the procurement of any services, materials, fittings, fabrication or equipment.

Do not scale drawings – refer to figured drawings only. Any discrepancies shall immediately be referred to the Landscape Architect for clarification.

All drawings shall not be reproduced or distributed without prior permission of the Landscape Architect.

WARNING



Services shown on this drawing are approximate only. The exact location is to be confirmed on site by contractor prior to commencement of work.

DATE	REV	AMENDMENTS
28/2/19	A	END OF FEBRUARY PACKAGE - FOR INFORMATION

ASPECT Studios™

ASPECT Studios Pty Ltd
Level 1, 70-80 George Street
Redfern NSW 2016
Australia
T 02 9699 7182
F 02 0000 0000
www.aspect-studios.com
sydney@aspect-studios.com
ABN 11 120 219 561

CLIENT



PROJECT
SYDNEY FOOTBALL STADIUM
Moore Park, New South Wales

S18030

DRAWING
HARDWORKS DETAILS
Finishes 2

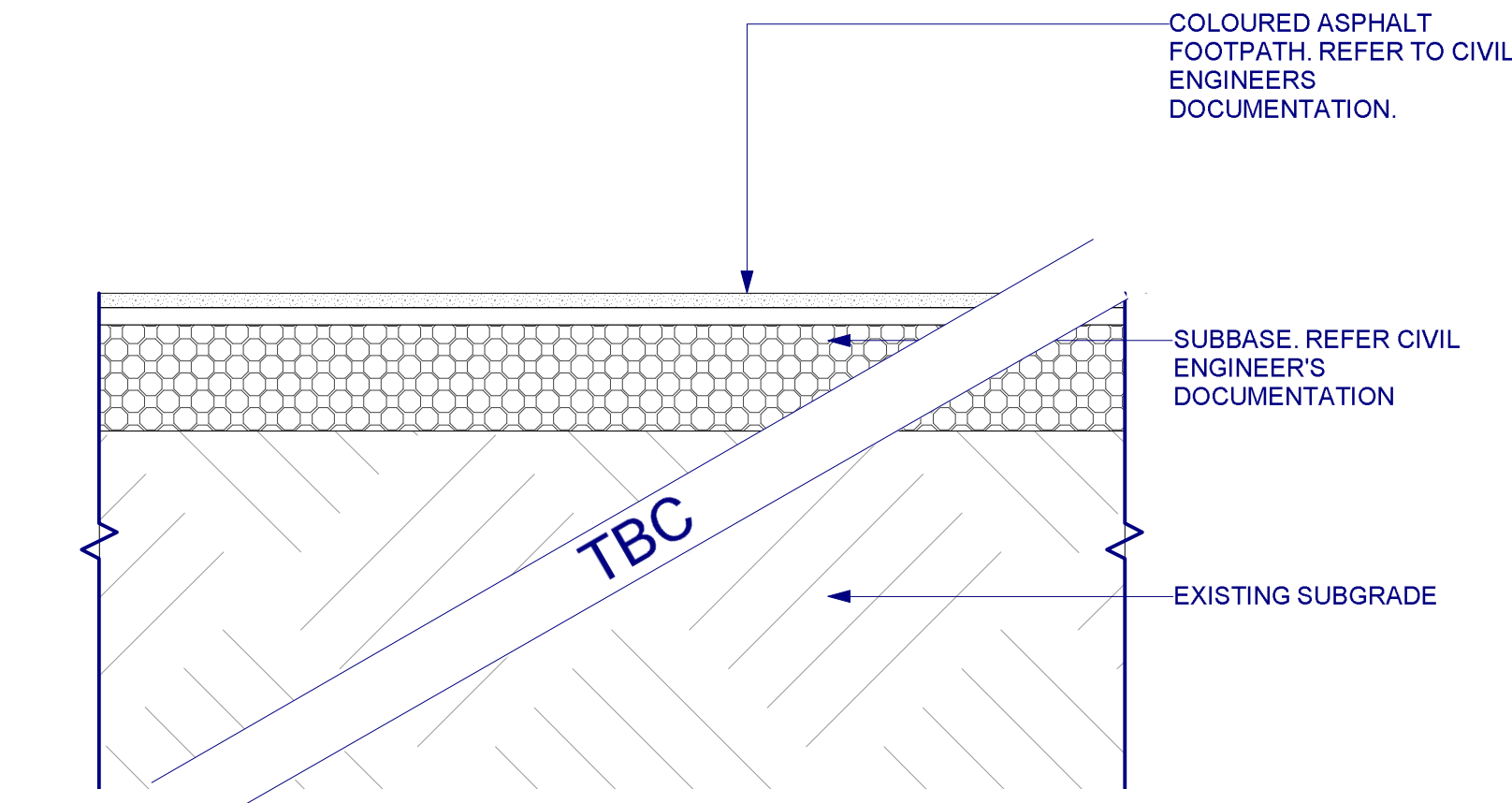
DRAWN JR | DC CHECKED JH SCALE A1 | SCALE A3

STATUS NORTH

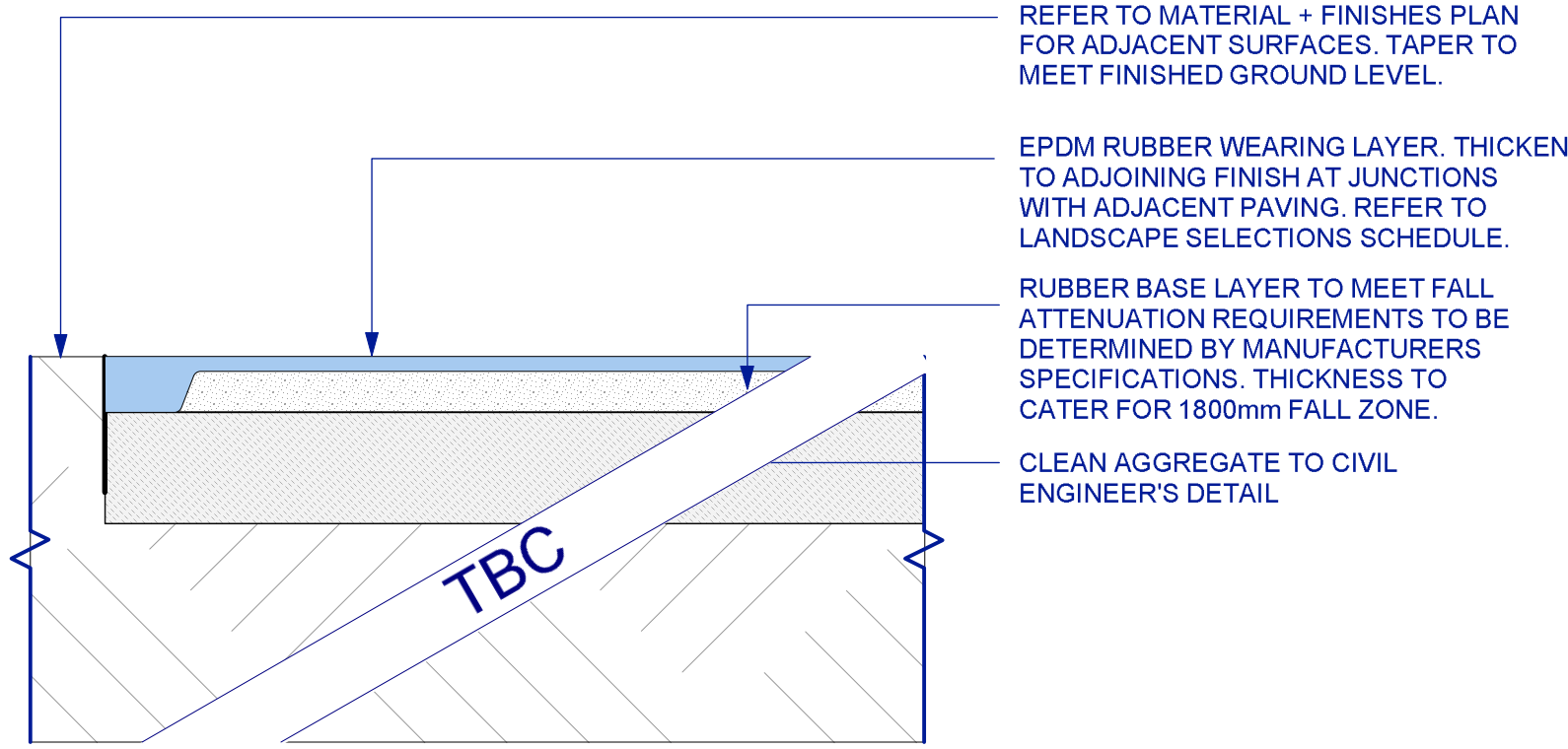
FOR INFORMATION

DRAWING NO. REVISION

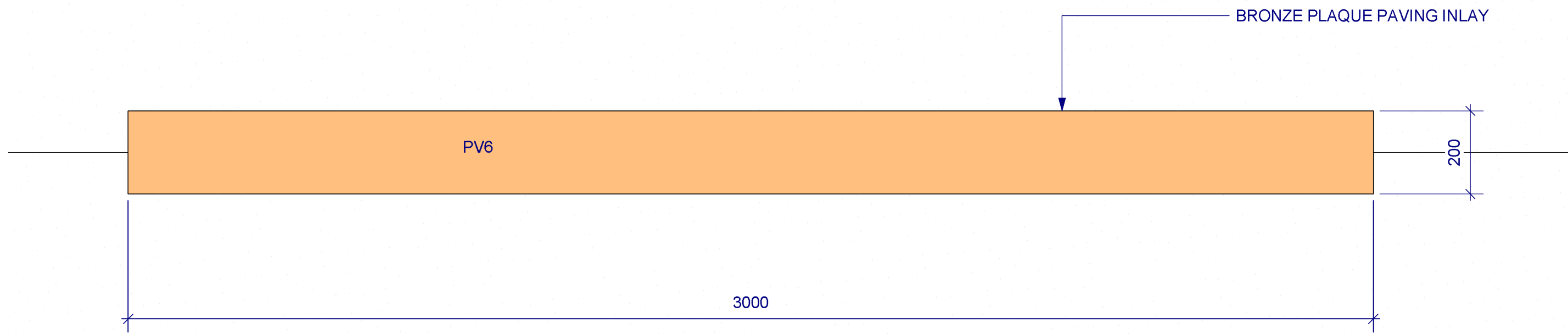
LA-602 A



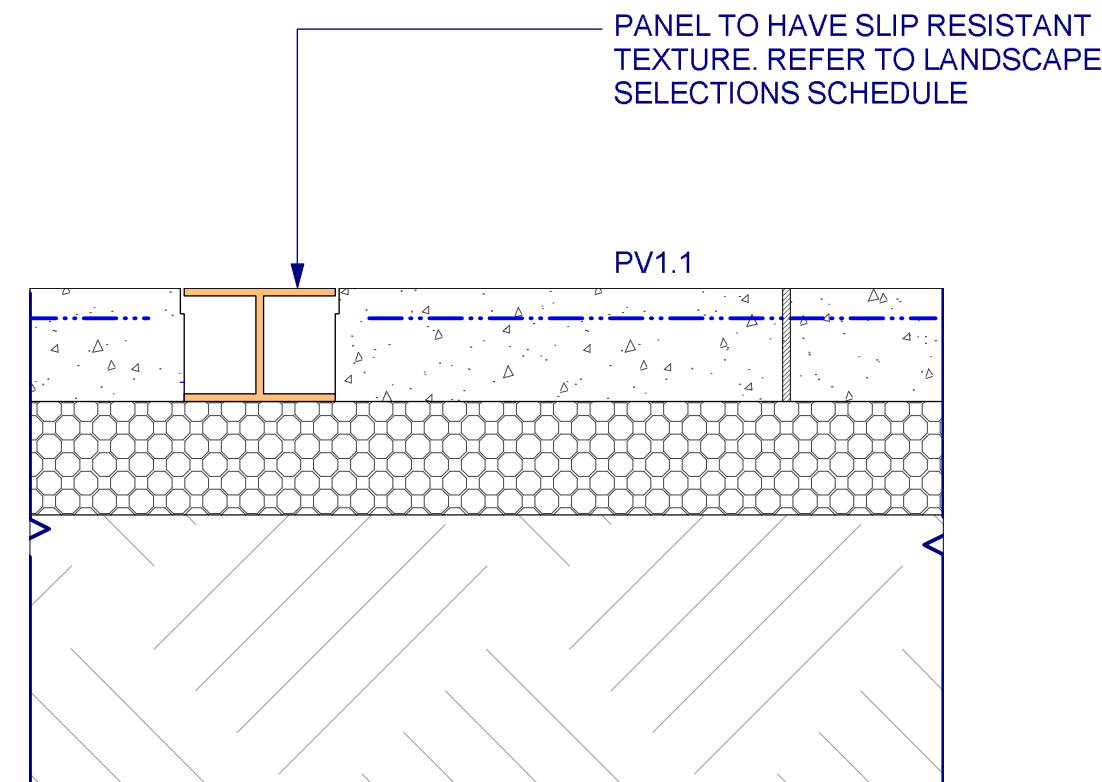
1 PAVEMENT TYPE 4 | SPORTS COURT SURFACING AND LINEMARKING SECTION 1:10 PV4



2 PAVEMENT TYPE 5 | RUBBER WETPOUR SECTION 1:10 PV5



3 PAVEMENT TYPE 6 | INTERPRETIVE PAVING INLAY PLAN 1:10 PV6



4 PAVEMENT TYPE 6 | INTERPRETIVE PAVING INLAY SECTION 1:10 PV6

PAVING DETAILS TO BE REVIEWED BY CIVIL ENGINEER

NOTES

These drawings are shown in colour and shall be read in digital format or print colour hardcopy.

These drawings shall be read in conjunction with all relevant information (not limited to legends, schedules, specifications)

These drawings shall be read in conjunction with any Engineers, Architects or other consultant information. (not limited to drawings, legends, schedules, specifications)

Check all dimensions and site conditions prior to commencement of any work and the procurement of any services, materials, fittings, fabrication or equipment.

Do not scale drawings – refer to figured drawings only. Any discrepancies shall immediately be referred to the Landscape Architect for clarification.

All drawings shall not be reproduced or distributed without prior permission of the Landscape Architect.

WARNING		
	Services shown on this drawing are approximate only. The exact location is to be confirmed on site by contractor prior to commencement of work.	
DATE	REV	AMENDMENTS
28/2/19	A	END OF FEBRUARY PACKAGE - FOR INFORMATION

ASPECT Studios™

ASPECT Studios Pty Ltd
Level 1, 70-80 George Street
Redfern NSW 2016
Australia
T 02 9699 7182
F 02 0000 0000
www.aspect-studios.com
sydney@aspect-studios.com
ABN 11 120 219 561



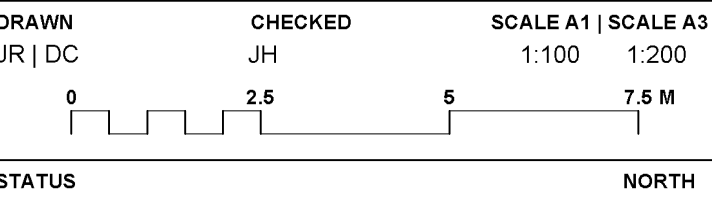
PROJECT

SYDNEY FOOTBALL STADIUM
Moore Park, New South Wales

S18030

DRAWING

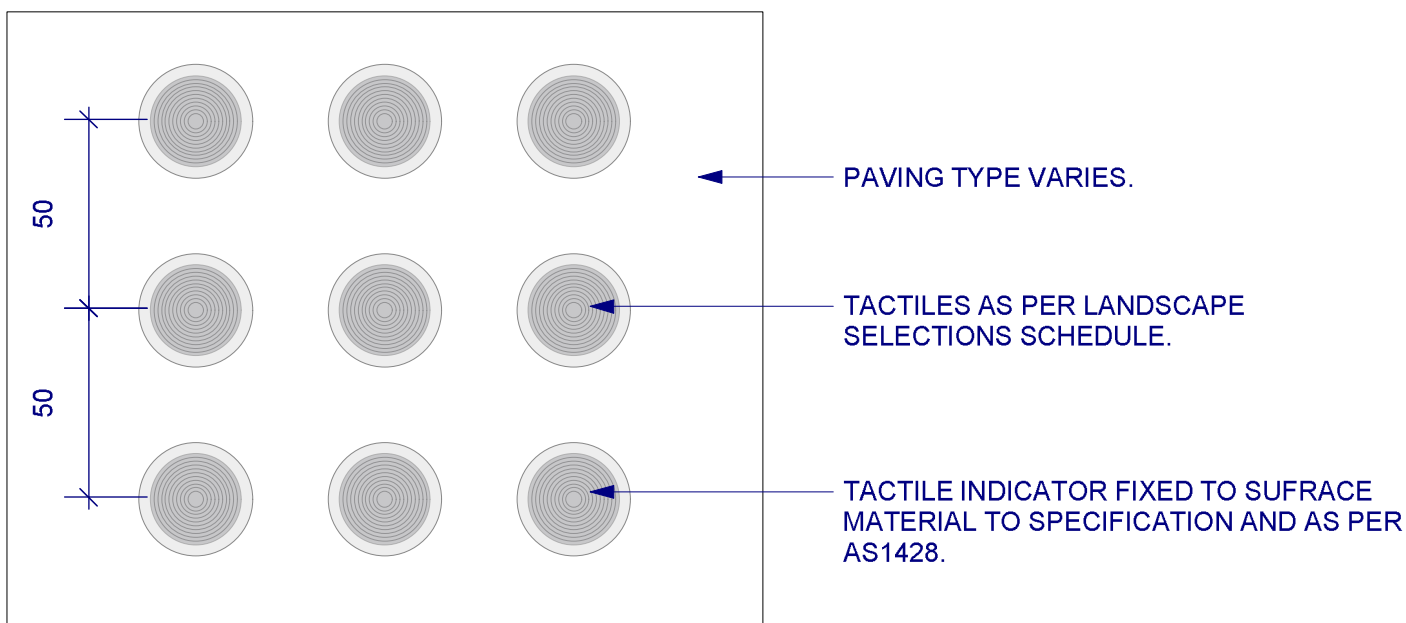
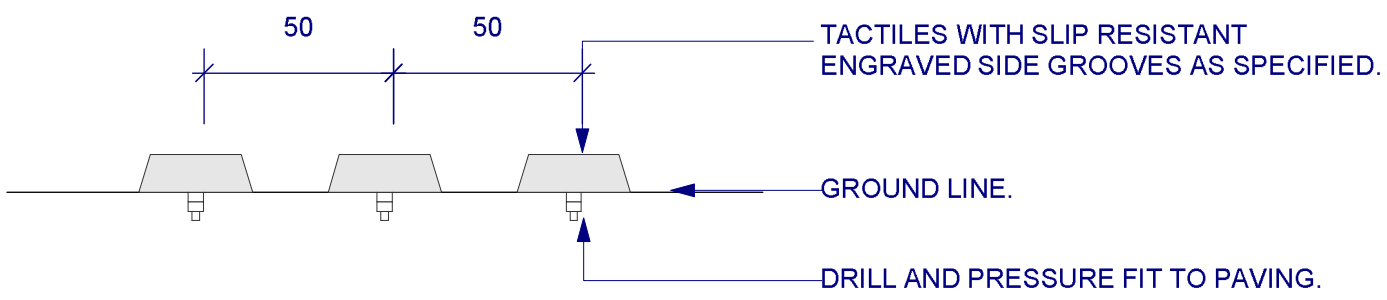
HARDWORKS DETAILS
Finishes 3



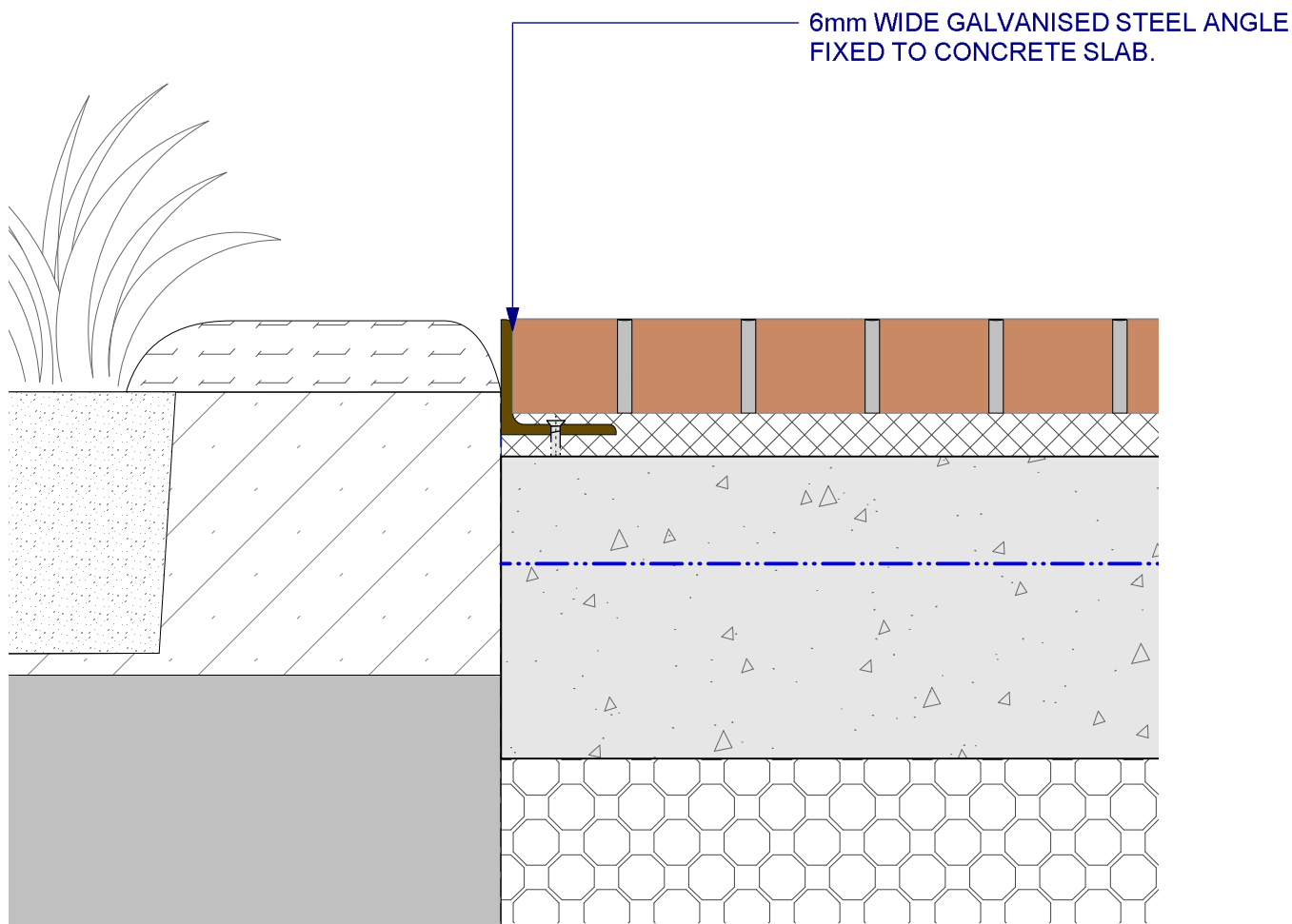
STATUS NORTH

FOR INFORMATION

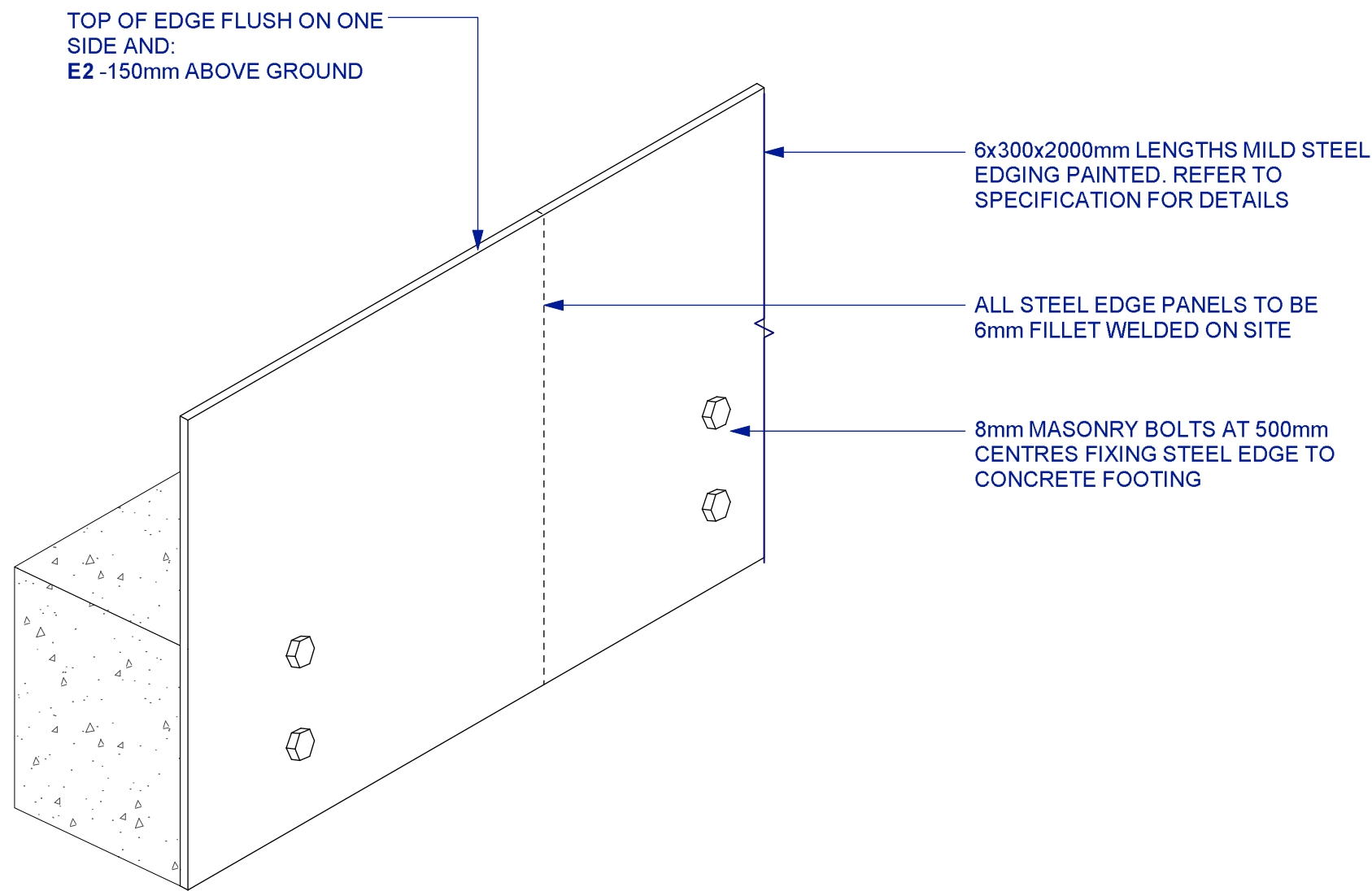
DRAWING NO.	REVISION
LA-603	A



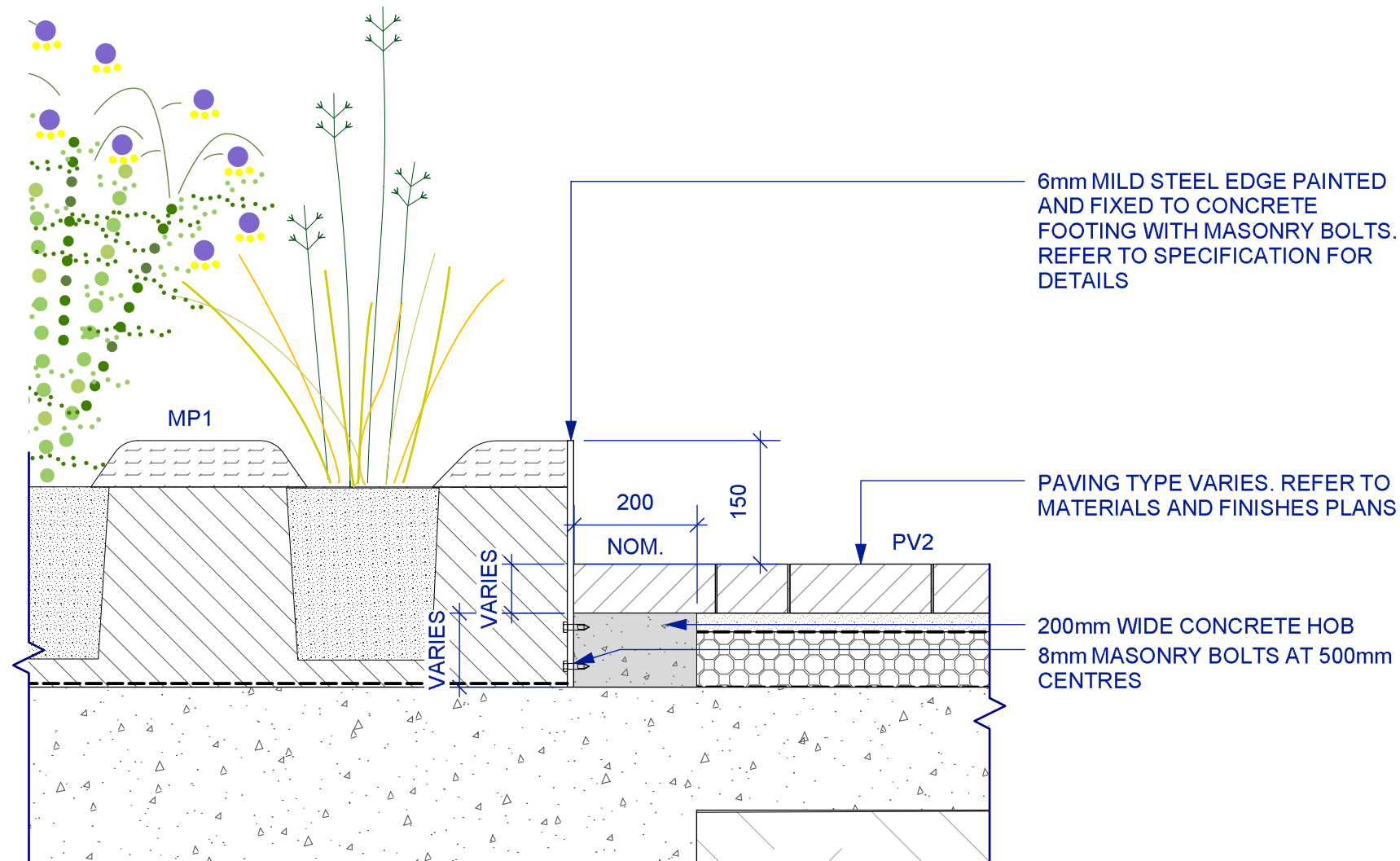
1 TACTILE TYPE 1 -FIXED TACTILE INDICATORS
1:10 PLAN T1



2 EDGE TYPE 1 | STEEL EDGE TO BRICK PAVING AND MASS PLANTING
1:10 SECTION



3 EDGE TYPE 1 | FLUSH STEEL EDGE
1:10 ORTHOGONAL



4 EDGE TYPE 2 | EXPRESSED STEEL EDGE TO BRICK PAVING JUNCTION
1:10 SECTION

PAVING DETAILS TO BE REVIEWED BY
CIVIL ENGINEER

NOTES

These drawings are shown in colour and shall be read in digital format or print colour hardcopy.


These drawings shall be read in conjunction with all relevant information (not limited to legends, schedules, specifications)

These drawings shall be read in conjunction with any Engineers, Architects or other consultant information. (not limited to drawings, legends, schedules, specifications)

Check all dimensions and site conditions prior to commencement of any work and the procurement of any services, materials, fittings, fabrication or equipment.

Do not scale drawings – refer to figured drawings only. Any discrepancies shall immediately be referred to the Landscape Architect for clarification.

All drawings shall not be reproduced or distributed without prior permission of the Landscape Architect.

WARNING		
	Services shown on this drawing are approximate only. The exact location is to be confirmed on site by contractor prior to commencement of work.	
DATE	REV	AMENDMENTS
28/2/19	A	END OF FEBRUARY PACKAGE - FOR INFORMATION

ASPECT Studios™

ASPECT Studios Pty Ltd
Level 1, 70-80 George Street
Redfern NSW 2016
Australia
T 02 9699 7182
F 02 0000 0000
www.aspect-studios.com
sydney@aspect-studios.com
ABN 11 120 219 561



PROJECT
SYDNEY FOOTBALL STADIUM
Moore Park, New South Wales

S18030

DRAWING
HARDWORKS DETAILS
Finishes 4

DRAWN JR | DC CHECKED JH SCALE A1 | SCALE A3

STATUS NORTH

FOR INFORMATION

DRAWING NO. REVISION

LA-604 A

[illegible]

CLIENT

we are **in**sw
Infrastructure
New South Wales

DRAWING

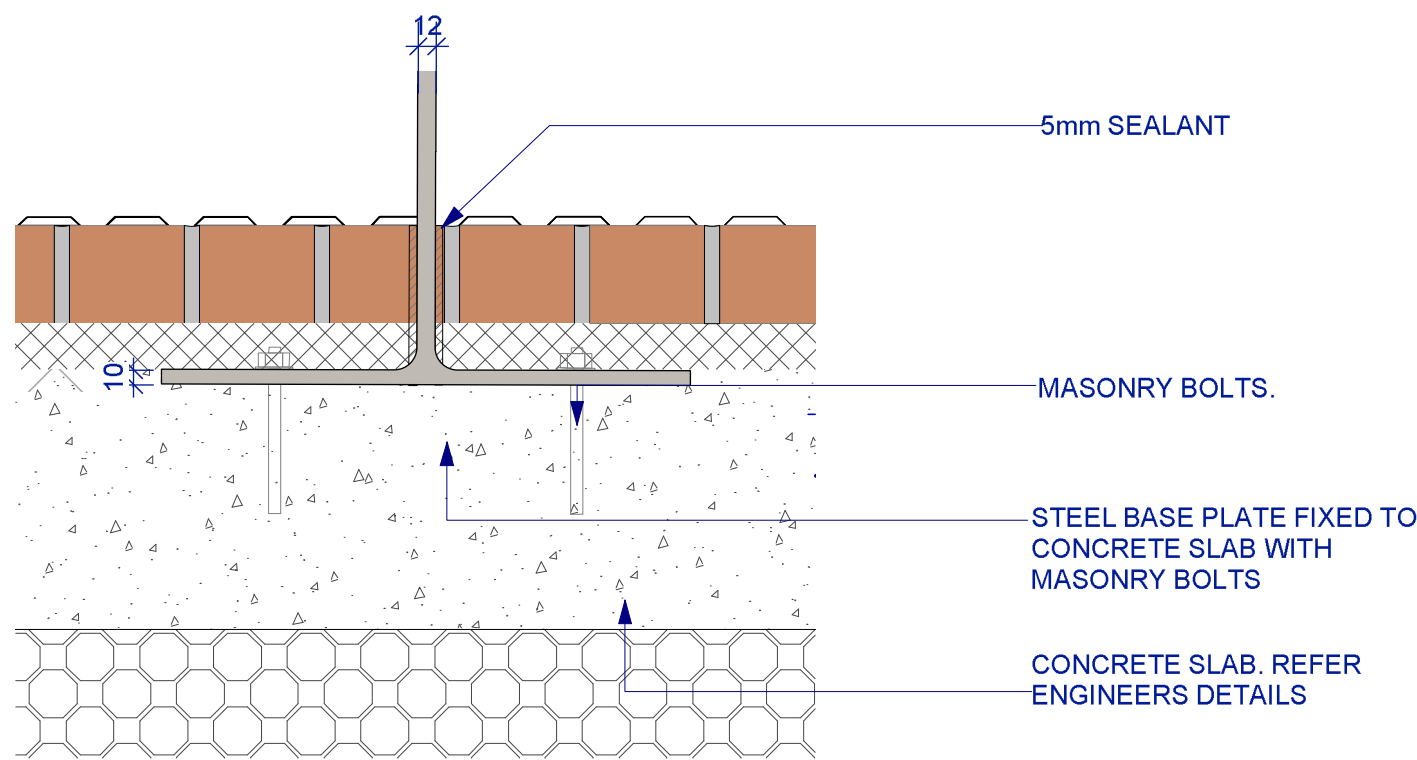
HARDWORKS DETAILS

Finishes 5

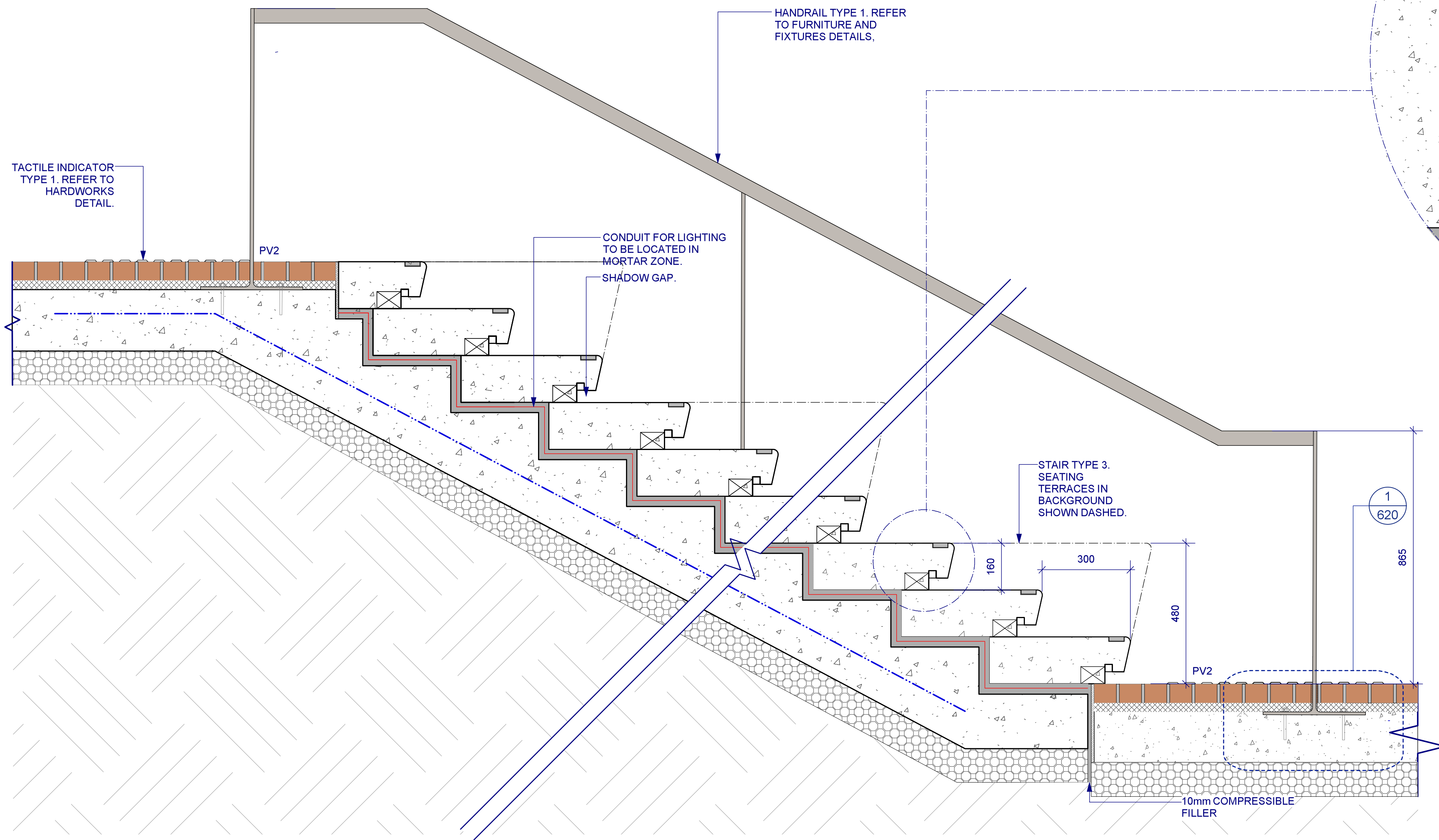
STATUS	NORTH
--------	-------

FOR INFORMATION

DRAWING NO.	REVISION
LA-605	A

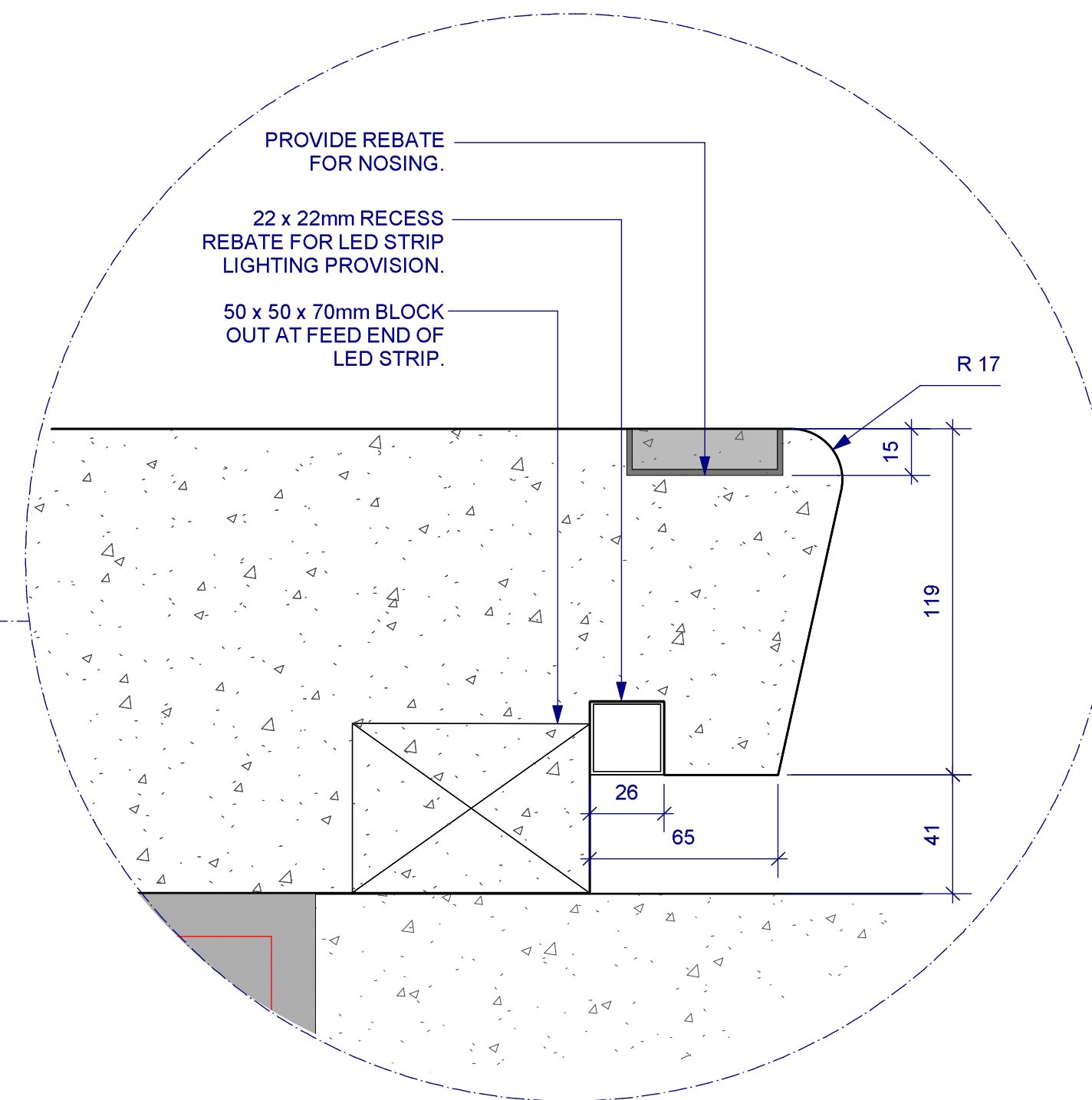


1 HANDRAIL TYPE 1 | FIXING TO PV1
1:10 SECTION



3 STAIR TYPE 1- PRECAST CONCRETE | MAIN ENTRANCE | TYPICAL DETAIL
1:10 SECTION

ST1



4 STAIR TYPE 1 VISIBILITY NOSING
1:10 SECTION

NOTES

These drawings are shown in colour and shall be read in digital format or print colour hardcopy.


These drawings shall be read in conjunction with all relevant information (not limited to legends, schedules, specifications)

These drawings shall be read in conjunction with any Engineers, Architects or other consultant information. (not limited to drawings, legends, schedules, specifications)

Check all dimensions and site conditions prior to commencement of any work and the procurement of any services, materials, fittings, fabrication or equipment.

Do not scale drawings – refer to figured drawings only. Any discrepancies shall immediately be referred to the Landscape Architect for clarification.

All drawings shall not be reproduced or distributed without prior permission of the Landscape Architect.

WARNING		
<div><div></div><div>Services shown on this drawing are approximate only. The exact location is to be confirmed on site by contractor prior to commencement of work.</div></div>		
DATE	REV	AMENDMENTS
28/2/19	A	END OF FEBRUARY PACKAGE - FOR INFORMATION

ASPECT Studios™

ASPECT Studios Pty Ltd
Level 1, 70-80 George Street
Redfern NSW 2016
Australia
T 02 9699 7182
F 02 0000 0000
www.aspect-studios.com
sydney@aspect-studios.com
ABN 11 120 219 561

CLIENT

we are insw
Infrastructure
New South Wales

PROJECT

SYDNEY FOOTBALL STADIUM
Moore Park, New South Wales

S18030

DRAWING

HARDWORKS DETAILS
Stairs, Walls & Kerbs 1

DRAWN

JR | DC

CHECKED

JH

SCALE A1 | SCALE A3

STATUS

NORTH

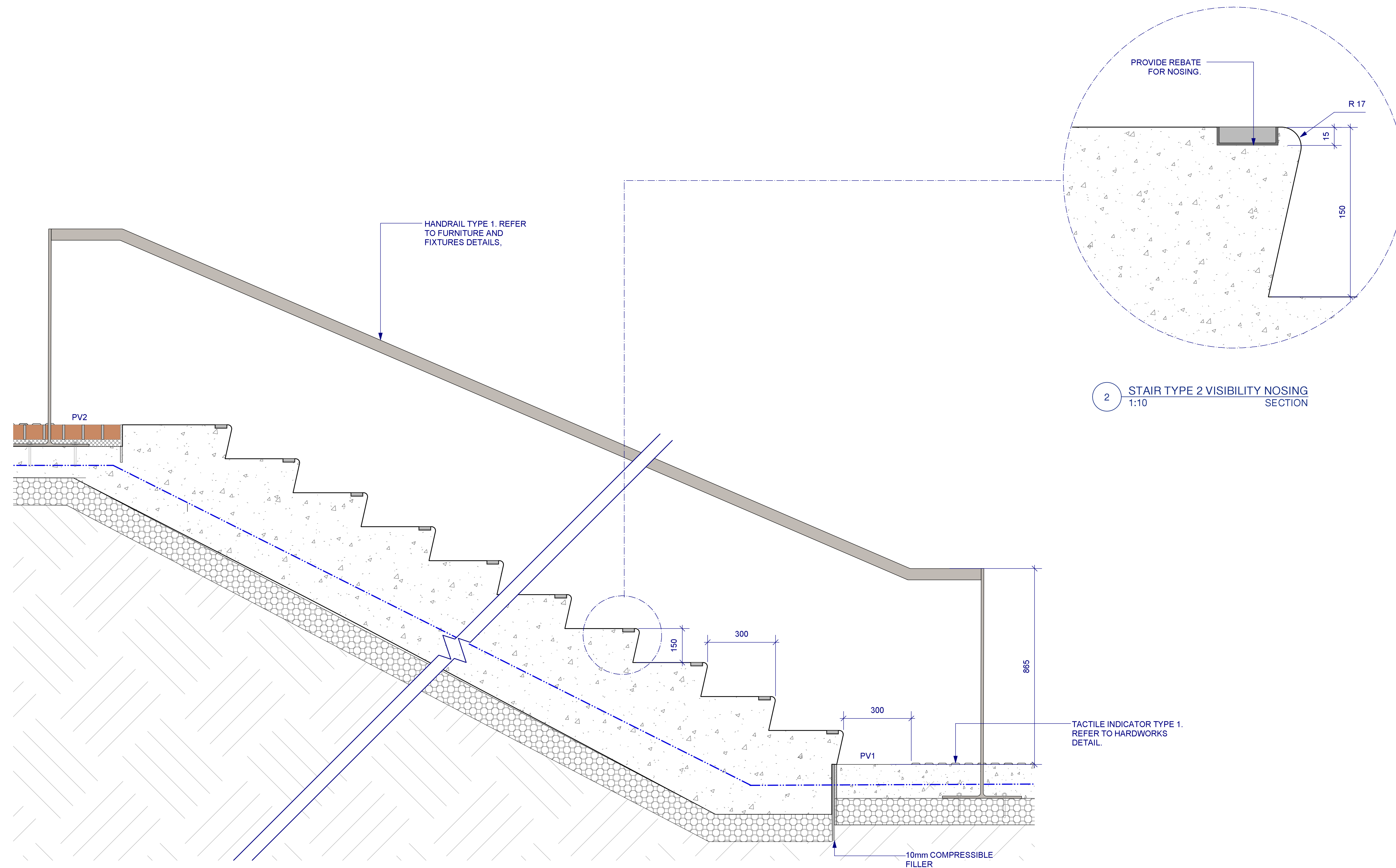
FOR INFORMATION

DRAWING NO.

LA-620

REVISION

A



1 STAIR TYPE 2- INSITU CONCRETE STAIRS | TYPICAL DETAIL
1:10 SECTION

ST2

2 STAIR TYPE 2 VISIBILITY NOSING
1:10 SECTION

NOTES

These drawings are shown in colour and shall be read in digital format or print colour hardcopy.


These drawings shall be read in conjunction with all relevant information (not limited to legends, schedules, specifications)

These drawings shall be read in conjunction with any Engineers, Architects or other consultant information. (not limited to drawings, legends, schedules, specifications)

Check all dimensions and site conditions prior to commencement of any work and the procurement of any services, materials, fittings, fabrication or equipment.

Do not scale drawings – refer to figured drawings only. Any discrepancies shall immediately be referred to the Landscape Architect for clarification.

All drawings shall not be reproduced or distributed without prior permission of the Landscape Architect.

WARNING		
	Services shown on this drawing are approximate only. The exact location is to be confirmed on site by contractor prior to commencement of work.	
DATE	REV	AMENDMENTS
28/2/19	A	END OF FEBRUARY PACKAGE - FOR INFORMATION

ASPECT Studios™

ASPECT Studios Pty Ltd
Level 1, 70-80 George Street
Redfern NSW 2016
Australia
T 02 9699 7182
F 02 0000 0000
www.aspect-studios.com
sydney@aspect-studios.com
ABN 11 120 219 561

CLIENT



PROJECT

SYDNEY FOOTBALL STADIUM
Moore Park, New South Wales

S18030

DRAWING

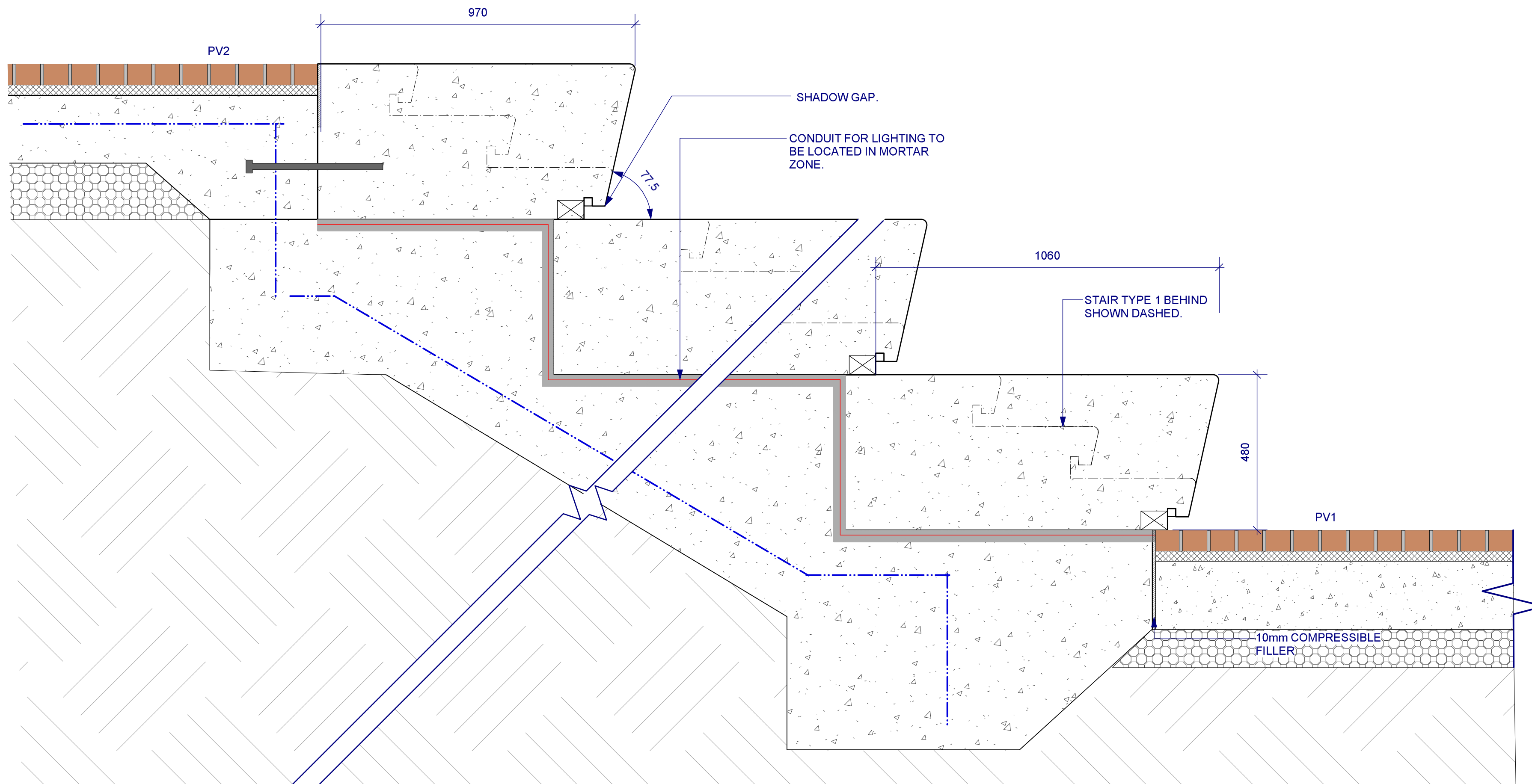
HARDWORKS DETAILS
Stairs, Walls & Kerbs 2

DRAWN	CHECKED	SCALE A1 SCALE A3
JR DC	JH	

STATUS	NORTH
--------	-------

FOR INFORMATION

DRAWING NO.	REVISION
LA-621	A



1 STAIR TYPE 3- PRECAST CONCRETE TERRACE SEATING | MAIN ENTRANCES | TYPICAL DETAIL SECTION 1:10 ST3

NOTES

These drawings are shown in colour and shall be read in digital format or print colour hardcopy.


These drawings shall be read in conjunction with all relevant information (not limited to legends, schedules, specifications)

These drawings shall be read in conjunction with any Engineers, Architects or other consultant information. (not limited to drawings, legends, schedules, specifications)

Check all dimensions and site conditions prior to commencement of any work and the procurement of any services, materials, fittings, fabrication or equipment.

Do not scale drawings – refer to figured drawings only. Any discrepancies shall immediately be referred to the Landscape Architect for clarification.

All drawings shall not be reproduced or distributed without prior permission of the Landscape Architect.

WARNING		
<div><div></div><div>Services shown on this drawing are approximate only. The exact location is to be confirmed on site by contractor prior to commencement of work.</div></div>		
DATE	REV	AMENDMENTS
28/2/19	A	END OF FEBRUARY PACKAGE - FOR INFORMATION

ASPECT Studios™

ASPECT Studios Pty Ltd
Level 1, 70-80 George Street
Redfern NSW 2016
Australia
T 02 9699 7182
F 02 0000 0000
www.aspect-studios.com
sydney@aspect-studios.com
ABN 11 120 219 561



PROJECT

SYDNEY FOOTBALL STADIUM
Moore Park, New South Wales

S18030

DRAWING


HARDWORKS DETAILS
Stairs, Walls & Kerbs 3

DRAWN	CHECKED	SCALE A1 SCALE A3
JR DC	JH	

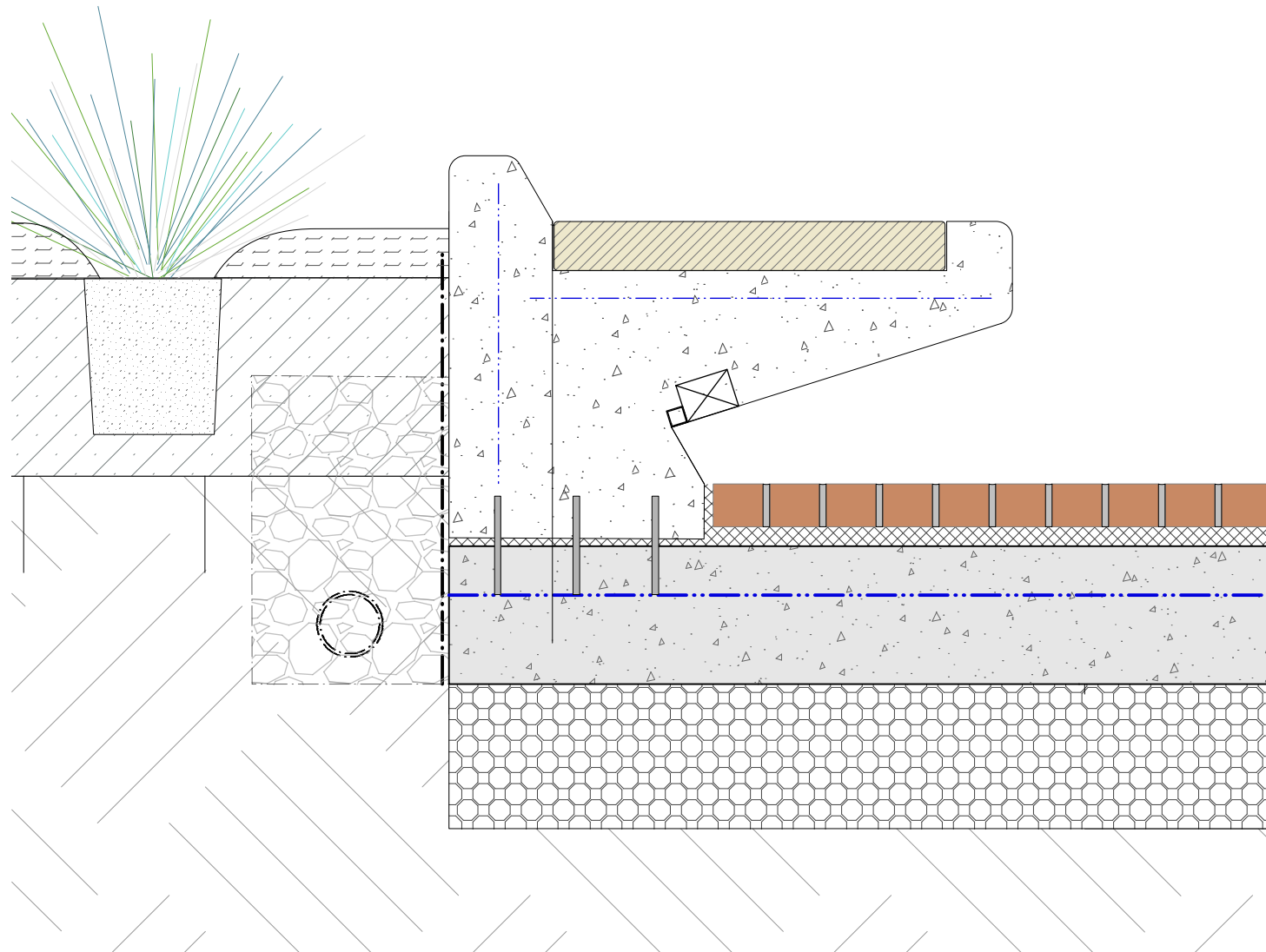
STATUS	NORTH
---------------	--------------

FOR INFORMATION

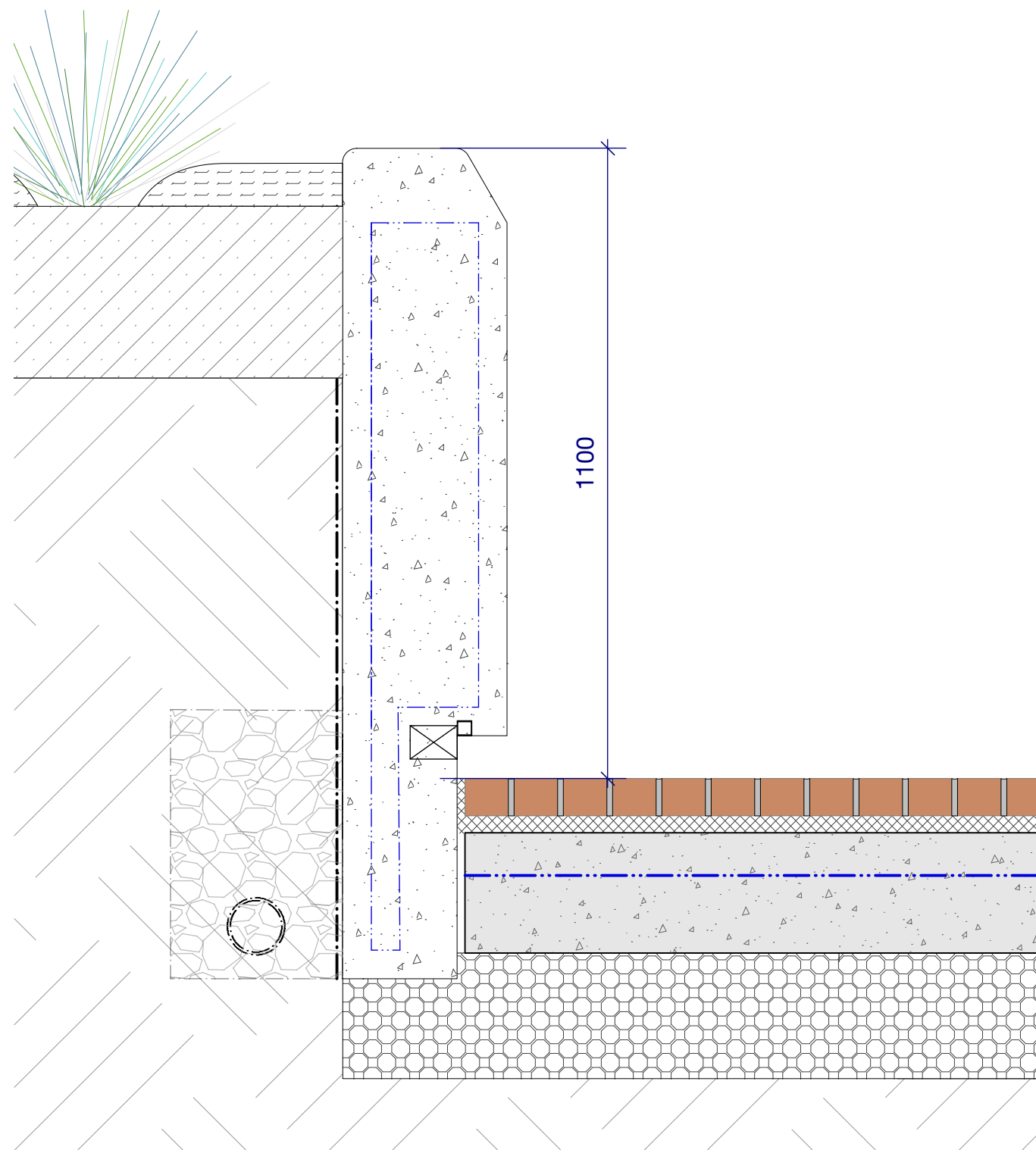
DRAWING NO.	REVISION
LA-622	A



1 WALL TYPE 1 -IINSITU CONCRETE WALL WITH INTEGRATED TIMBER BENCH
1:10 SECTION W1



2 WALL TYPE 1 -IINSITU CONCRETE WALL WITH INTEGRATED TIMBER BENCH
1:10 SECTION W1



3 WALL TYPE 2 -IINSITU CONCRETE WALL
1:10 SECTION W2

SECTION W2

NOTES

These drawings are shown in colour and shall be read in digital format or print colour hardcopy.


These drawings shall be read in conjunction with all relevant information (not limited to legends, schedules, specifications)

These drawings shall be read in conjunction with any Engineers, Architects or other consultant information. (not limited to drawings, legends, schedules, specifications)

Check all dimensions and site conditions prior to commencement of any work and the procurement of any services, materials, fittings, fabrication or equipment.

Do not scale drawings – refer to figured drawings only. Any discrepancies shall immediately be referred to the Landscape Architect for clarification.

All drawings shall not be reproduced or distributed without prior permission of the Landscape Architect.

WARNING		
	Services shown on this drawing are approximate only. The exact location is to be confirmed on site by contractor prior to commencement of work.	
DATE	REV	AMENDMENTS
28/2/19	A	END OF FEBRUARY PACKAGE - FOR INFORMATION

ASPECT Studios™

ASPECT Studios Pty Ltd
Level 1, 70-80 George Street
Redfern NSW 2016
Australia
T 02 9699 7182
F 02 0000 0000
www.aspect-studios.com
sydney@aspect-studios.com
ABN 11 120 219 561



PROJECT

SYDNEY FOOTBALL STADIUM
Moore Park, New South Wales

S18030

DRAWING

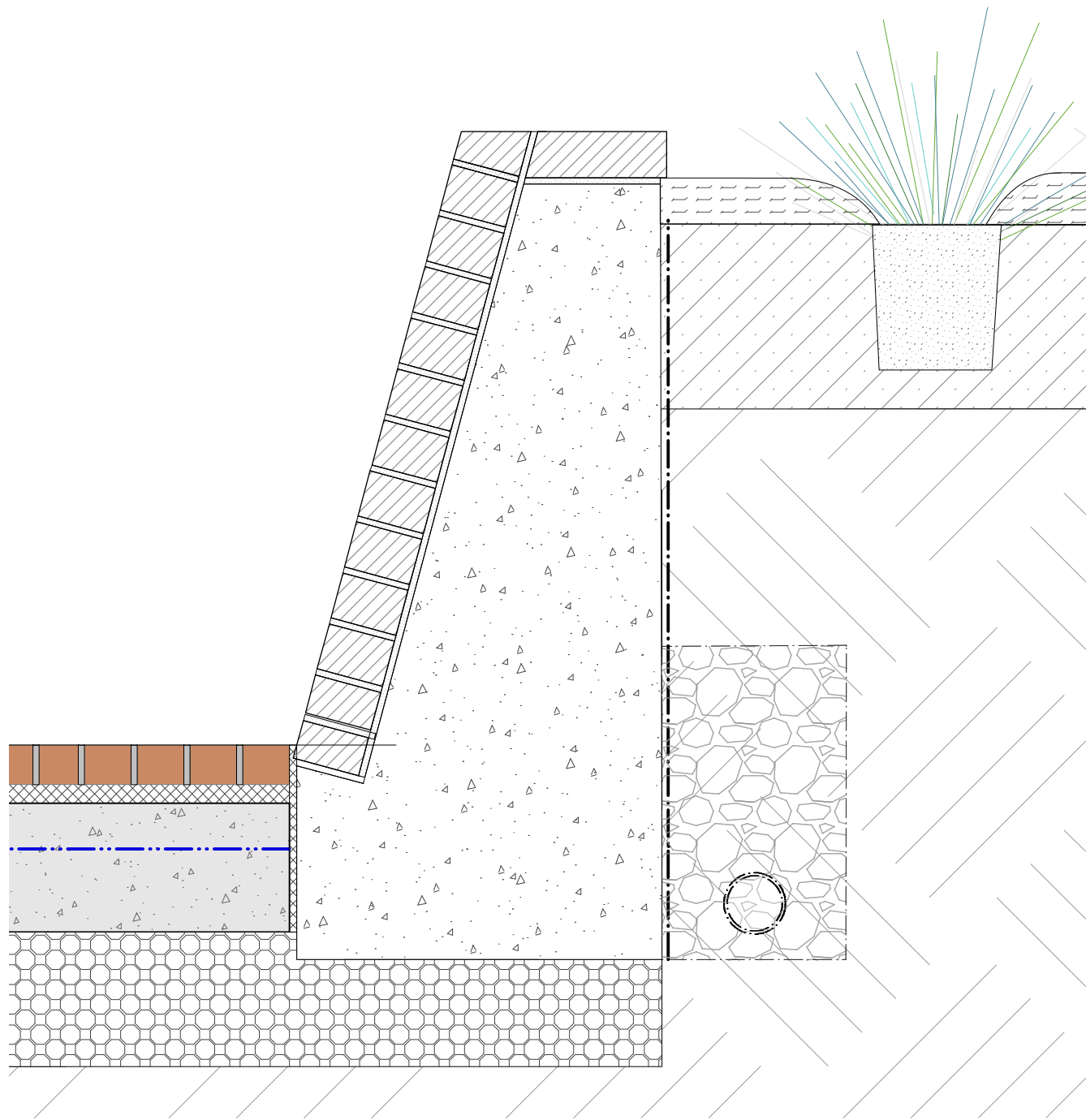
HARDWORKS DETAILS
Stairs, Walls & Kerbs 4

DRAWN	CHECKED	SCALE A1 SCALE A3
JR DC	JH	

STATUS	NORTH
---------------	--------------

FOR INFORMATION

DRAWING NO.	REVISION
LA-623	A



1 WALL TYPE 4 - SPLAYED WALL WITH BRICK FACE SECTION W4
1:10

NOTES

These drawings are shown in colour and shall be read in digital format or print colour hardcopy.

These drawings shall be read in conjunction with all relevant information (not limited to legends, schedules, specifications)


These drawings shall be read in conjunction with any Engineers, Architects or other consultant information. (not limited to drawings, legends, schedules, specifications)

Check all dimensions and site conditions prior to commencement of any work and the procurement of any services, materials, fittings, fabrication or equipment.

Do not scale drawings – refer to figured drawings only. Any discrepancies shall immediately be referred to the Landscape Architect for clarification.

All drawings shall not be reproduced or distributed without prior permission of the Landscape Architect.

WARNING



Services shown on this drawing are approximate only. The exact location is to be confirmed on site by contractor prior to commencement of work.

DATE	REV	AMENDMENTS
28/2/19	A	END OF FEBRUARY PACKAGE - FOR INFORMATION

ASPECT Studios™

ASPECT Studios Pty Ltd
Level 1, 70-80 George Street
Redfern NSW 2016
Australia
T 02 9699 7182
F 02 0000 0000
www.aspect-studios.com
sydney@aspect-studios.com
ABN 11 120 219 561



PROJECT

SYDNEY FOOTBALL STADIUM
Moore Park, New South Wales

S18030

DRAWING

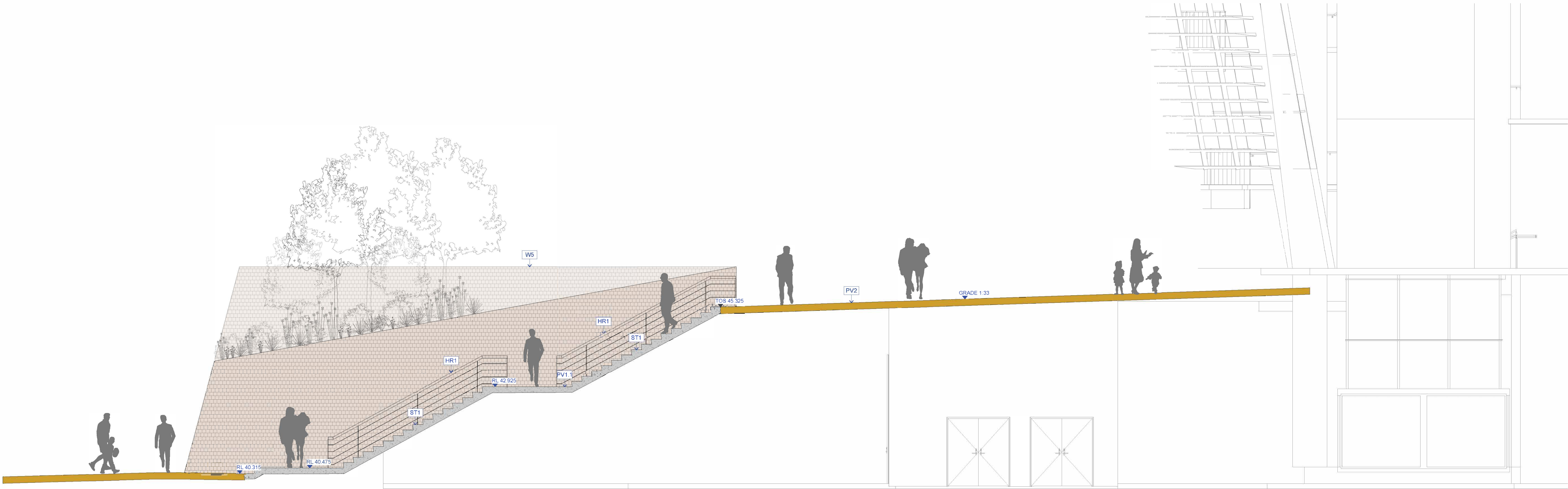
HARDWORKS DETAILS
Stairs, Walls & Kerbs 5

DRAWN	CHECKED	SCALE A1 SCALE A3
JR DC	JH	

STATUS NORTH

FOR INFORMATION

DRAWING NO.	REVISION
LA-624	A



1 CROSS SECTION - BILLY GOAT STEPS
1:50



2 CROSS SECTION - BILLY GOAT SEATING TERRACE
1:50

NOTES

These drawings are shown in colour and shall be read in digital format or print colour hardcopy.

These drawings shall be read in conjunction with all relevant information (not limited to legends, schedules, specifications).

These drawings shall be read in conjunction with any Engineers, Architects or other consulted information. (not limited to drawings, legends, schedules, specifications).

Check all dimensions and site conditions prior to commencement of any work and the procurement of any services, materials, fittings, fabrication or equipment.

Do not scale drawings – refer to figured drawings only. Any discrepancies shall immediately be referred to the Landscape Architect for clarification.

All drawings shall not be reproduced or distributed without prior permission of the Landscape Architect.



DATE	REV	AMENDMENTS
2021	A	FOR INFORMATION ONLY - FOR INFORMATION

ASPECT Studios™

ASPECT Studios Pty Ltd
Level 1, 70-72 George Street
Sydney NSW 2016
Australia
T 02 9559 7102
F 02 9559 0002
www.aspectstudios.com
sydney@aspectstudios.com
ABN 11 120 219 561



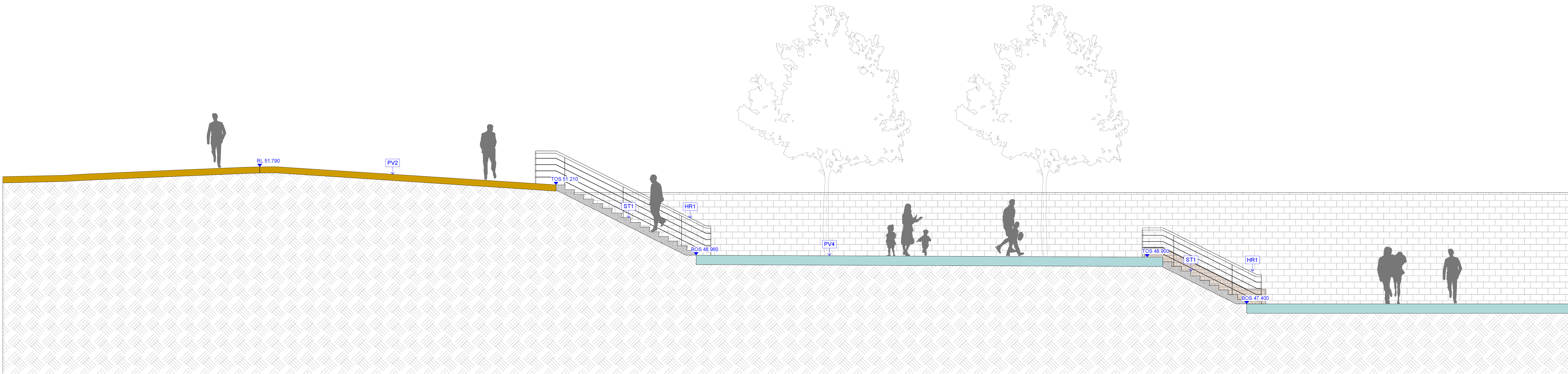
PROJECT
SYDNEY FOOTBALL STADIUM
Moore Park, New South Wales
S18030

DRAWING
REFERENCE SITE SECTIONS
Moore Park Steps

DRAWN	CHECKED	SCALE A0 SCALE A2
XX	XX	1:50 1:100
0 1 2 4 M		
STATUS NORTH		

FOR INFORMATION
NOT FOR CONSTRUCTION

DRAWING NO. LA-050 REVISION A



1 CROSS SECTION - BUSBY'S CORNER
1:50

NOTES

These drawings are shown in colour and shall be read in digital format or print colour hardcopy.


These drawings shall be read in conjunction with all relevant information (not limited to legends, schedules, specifications)

These drawings shall be read in conjunction with any Engineers, Architects or other consultant information, but limited to drawings, legends, schedules, specifications)

Check all dimensions and site conditions prior to commencement of any work and the procurement of any services, materials, fittings, fabrication or equipment.

Do not scale drawings – refer to figured drawings only. Any discrepancies shall immediately be referred to the Landscape Architect for clarification.

All drawings shall not be reproduced or distributed without prior permission of the Landscape Architect.

WARNING		
	services shown on this drawing are approximate only. The exact location is to be confirmed on site by contractor prior to commencement of work.	
	www.1100.com.au	
DATE	REV	AMENDMENTS
20219	A	END OF FEBRUARY PACKAGE - FOR INFORMATION

ASPECT Studios™

ASPECT Studios Pty Ltd
Level 1, 10-50 George Street
Sydney NSW 2018
Australia
T 02 9669 1122
F 02 9000 0000
www.aspect-studios.com
sydney@aspect-studios.com
ABN 11 120 219 561

CLIENT

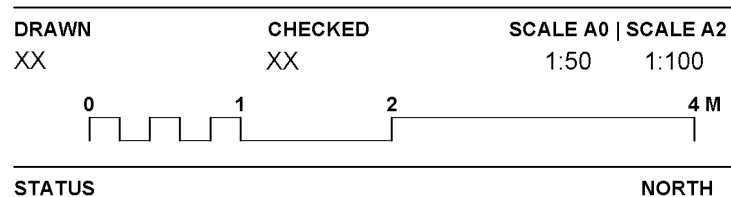


PROJECT

SYDNEY FOOTBALL STADIUM
Moore Park, New South Wales S18030

DRAWING

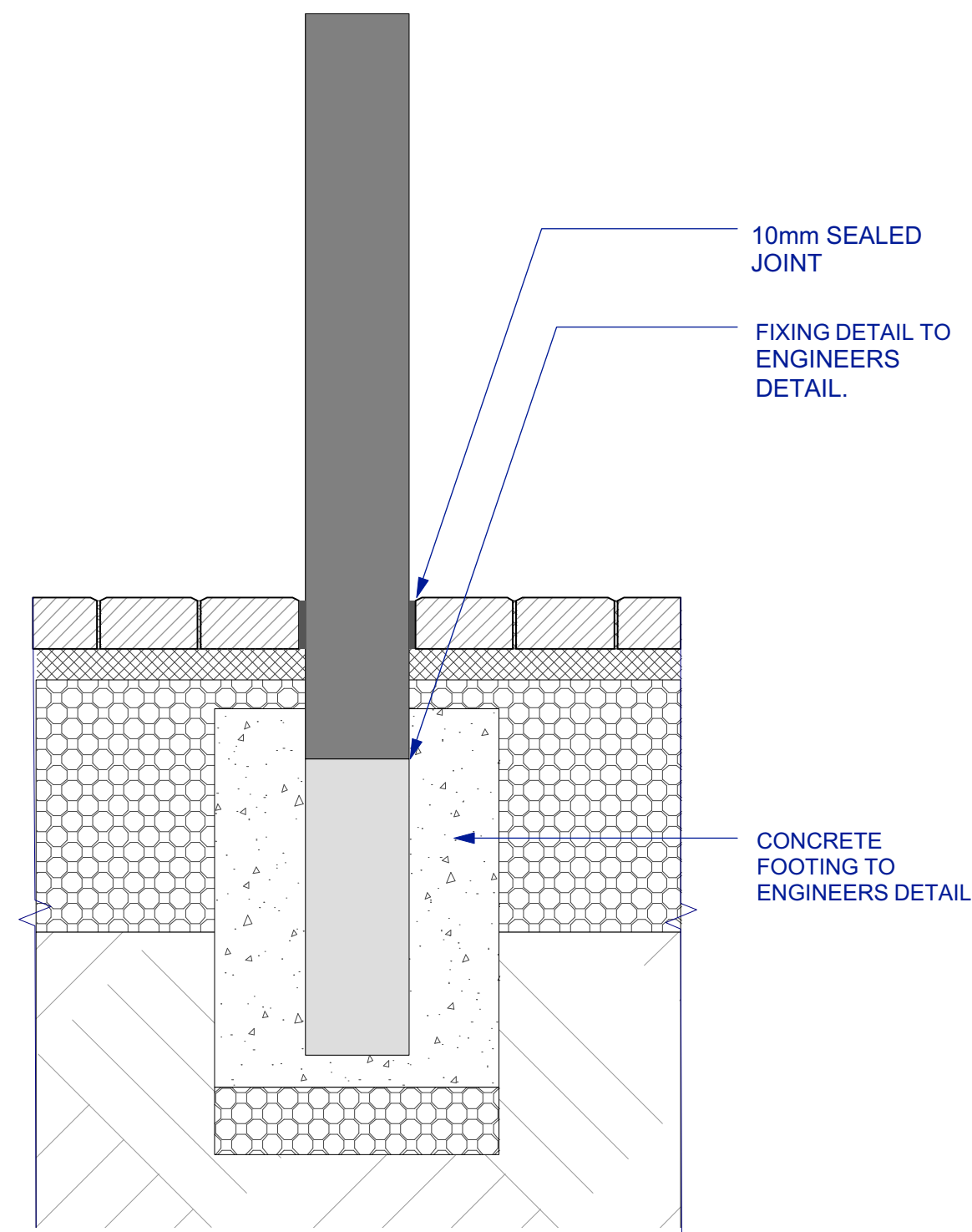
REFERENCE SITE SECTIONS
Busby's Corner



FOR INFORMATION

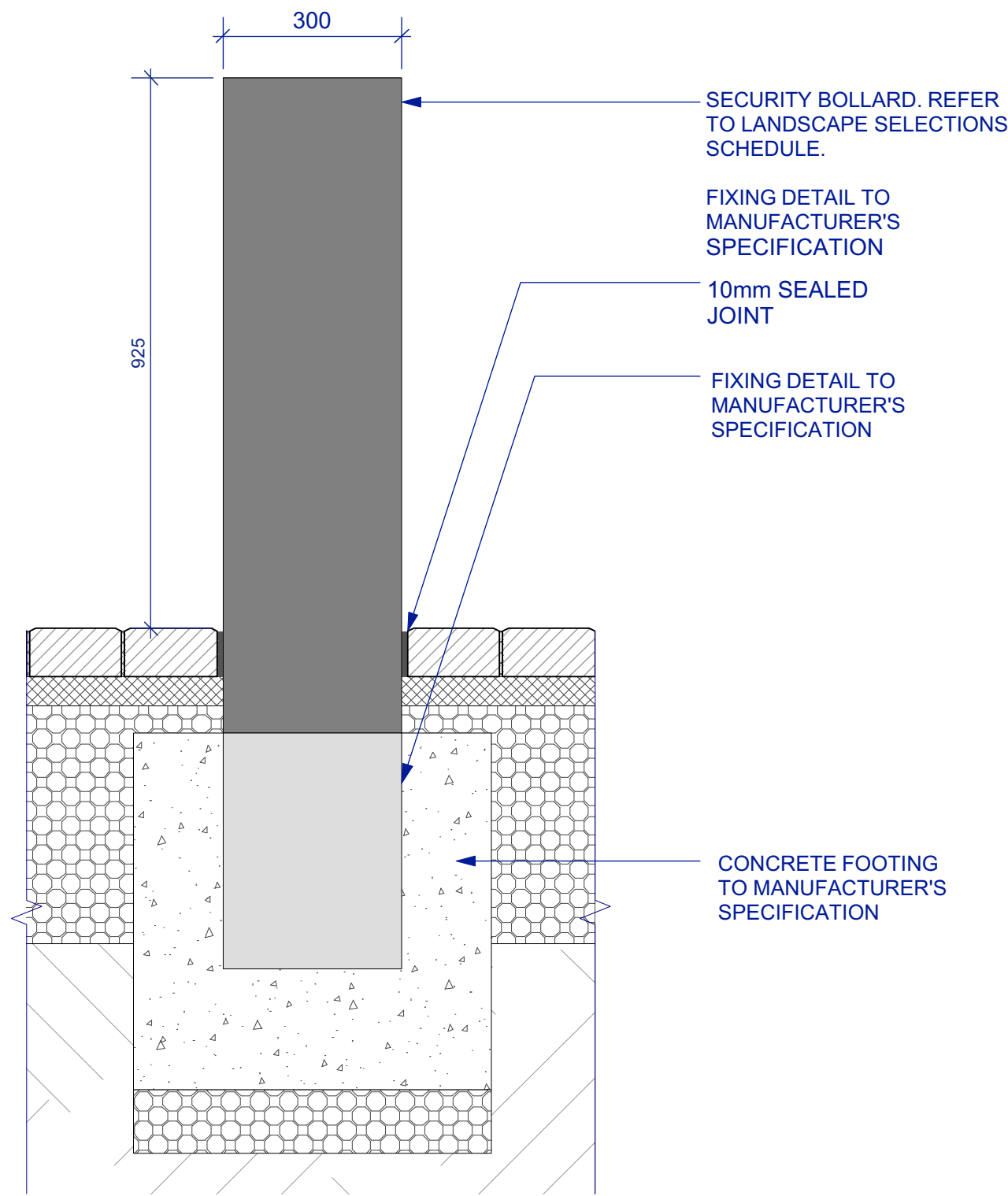
NOT FOR CONSTRUCTION

DRAWING NO. LA-051 **REVISION** A



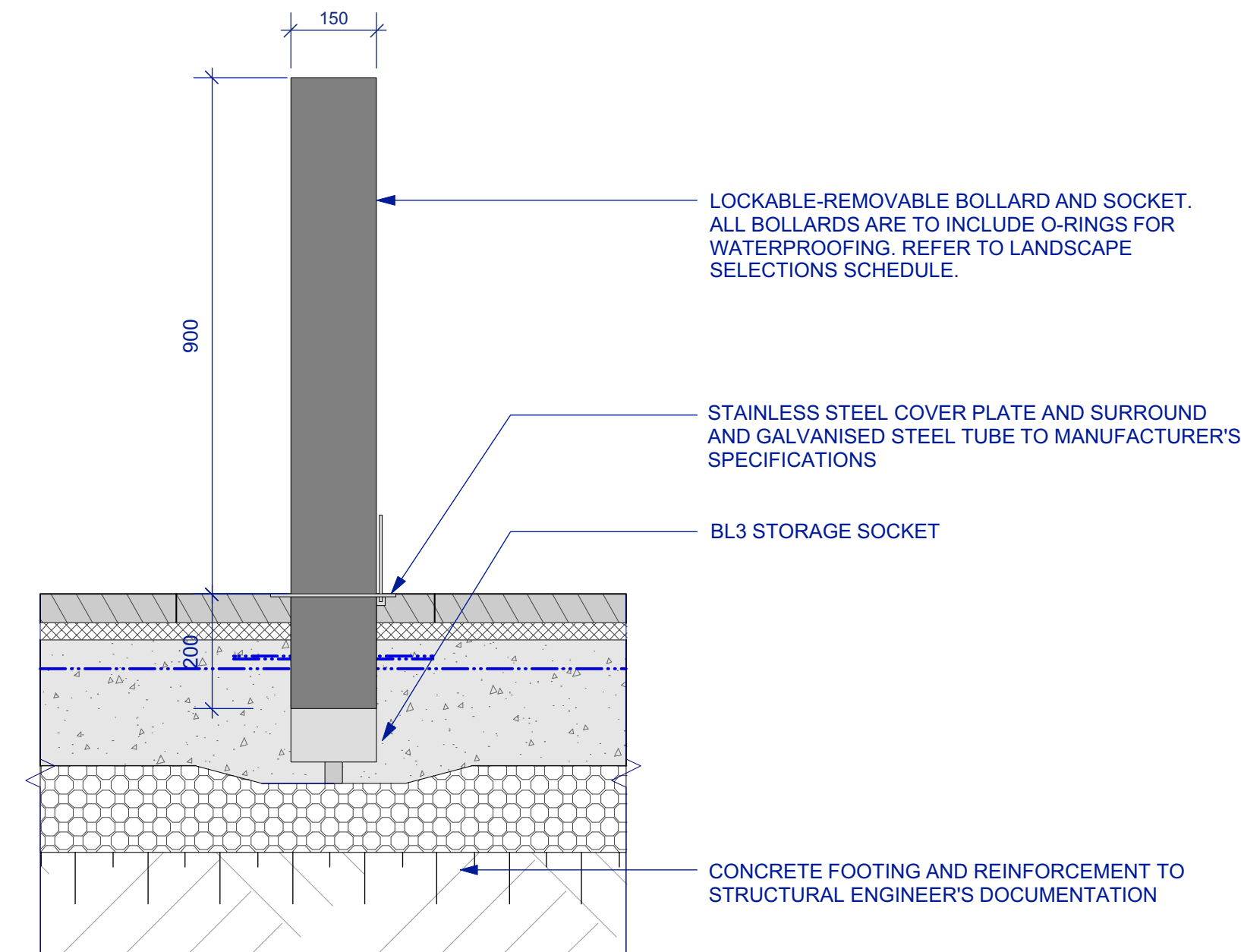
1 BOLLARD TYPE 1 - CUSTOM FIXED
1:10 SECTION

BL1



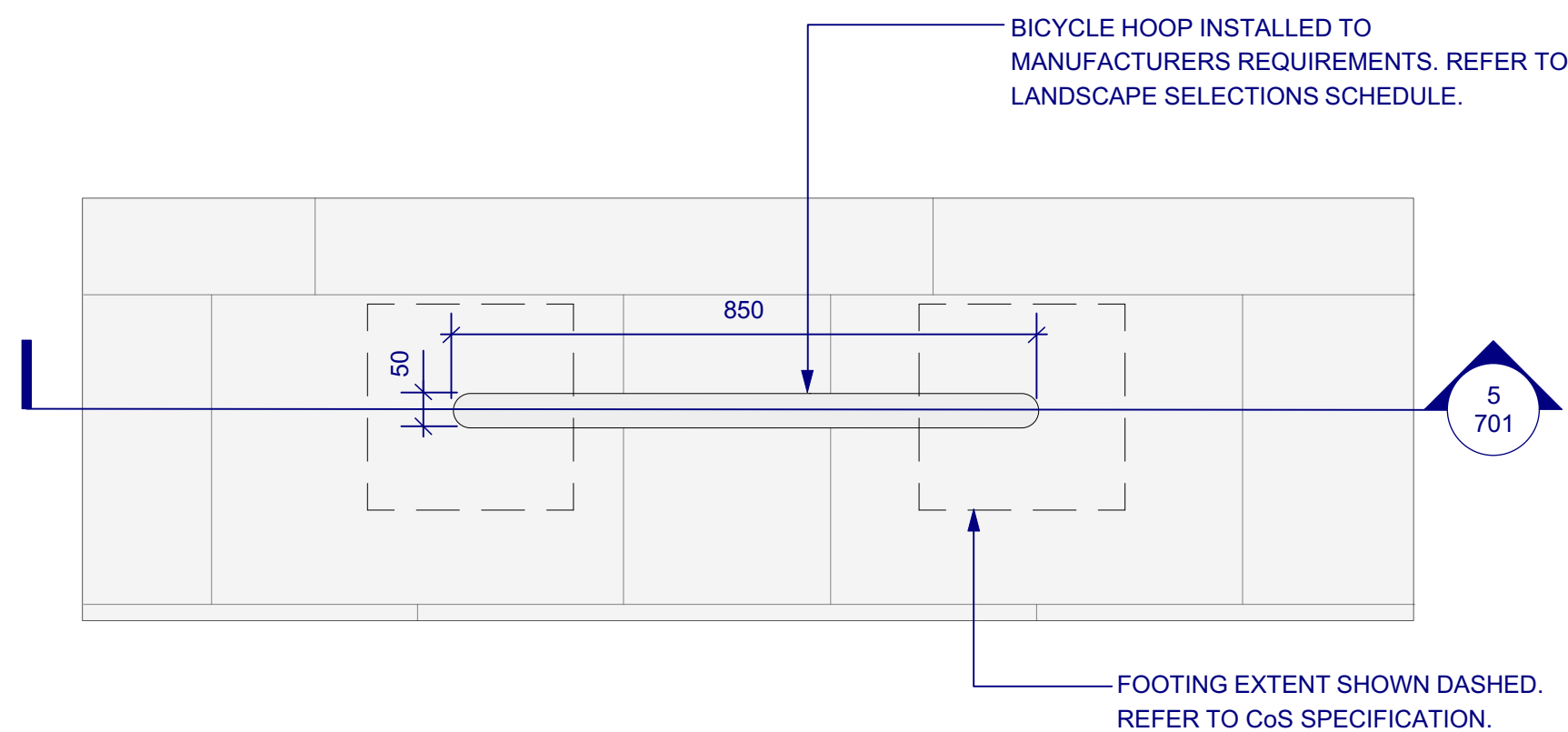
2 BOLLARD TYPE 2 - SECURITY
1:10 SECTION

BL2



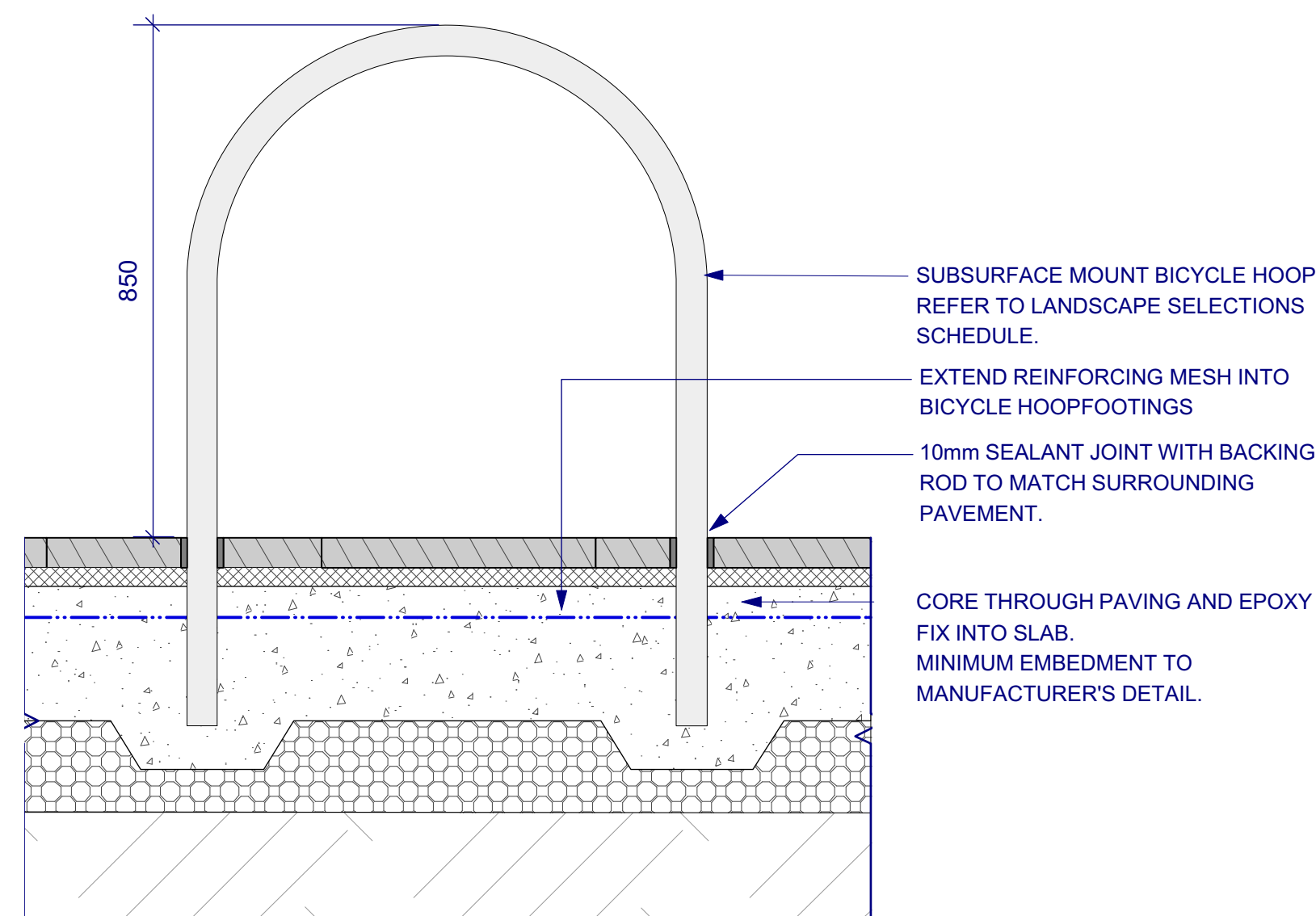
3 BOLLARD TYPE 3 - REMOVABLE
1:10 SECTION

BL3



4 FURNITURE ELEMENT TYPE 1 | BICYCLE HOOP
1:10 PLAN

F1



5 FURNITURE ELEMENT TYPE 1 | BICYCLE HOOP
1:10 SECTION

F1

NOTES

These drawings are shown in colour and shall be read in digital format or print colour hardcopy.


These drawings shall be read in conjunction with all relevant information (not limited to legends, schedules, specifications)

These drawings shall be read in conjunction with any Engineers, Architects or other consultant information. (not limited to drawings, legends, schedules, specifications)

Check all dimensions and site conditions prior to commencement of any work and the procurement of any services, materials, fittings, fabrication or equipment.

Do not scale drawings – refer to figured drawings only. Any discrepancies shall immediately be referred to the Landscape Architect for clarification.

All drawings shall not be reproduced or distributed without prior permission of the Landscape Architect.

WARNING		
 Services shown on this drawing are approximate only. The exact location is to be confirmed on site by contractor prior to commencement of work.		
DATE	REV	AMENDMENTS
28/2/19	A	END OF FEBRUARY PACKAGE - FOR INFORMATION

ASPECT Studios™

ASPECT Studios Pty Ltd
Level 1, 70-80 George Street
Redfern NSW 2016
Australia
T 02 9699 7182
F 02 0000 0000
www.aspect-studios.com
sydney@aspect-studios.com
ABN 11 120 219 561

CLIENT



PROJECT

SYDNEY FOOTBALL STADIUM
Moore Park, New South Wales

S18030

DRAWING


FURNITURE & FIXTURES DETAILS
Furniture & Fixtures 1

DRAWN	CHECKED	SCALE A1 SCALE A3
JR DC	JH	

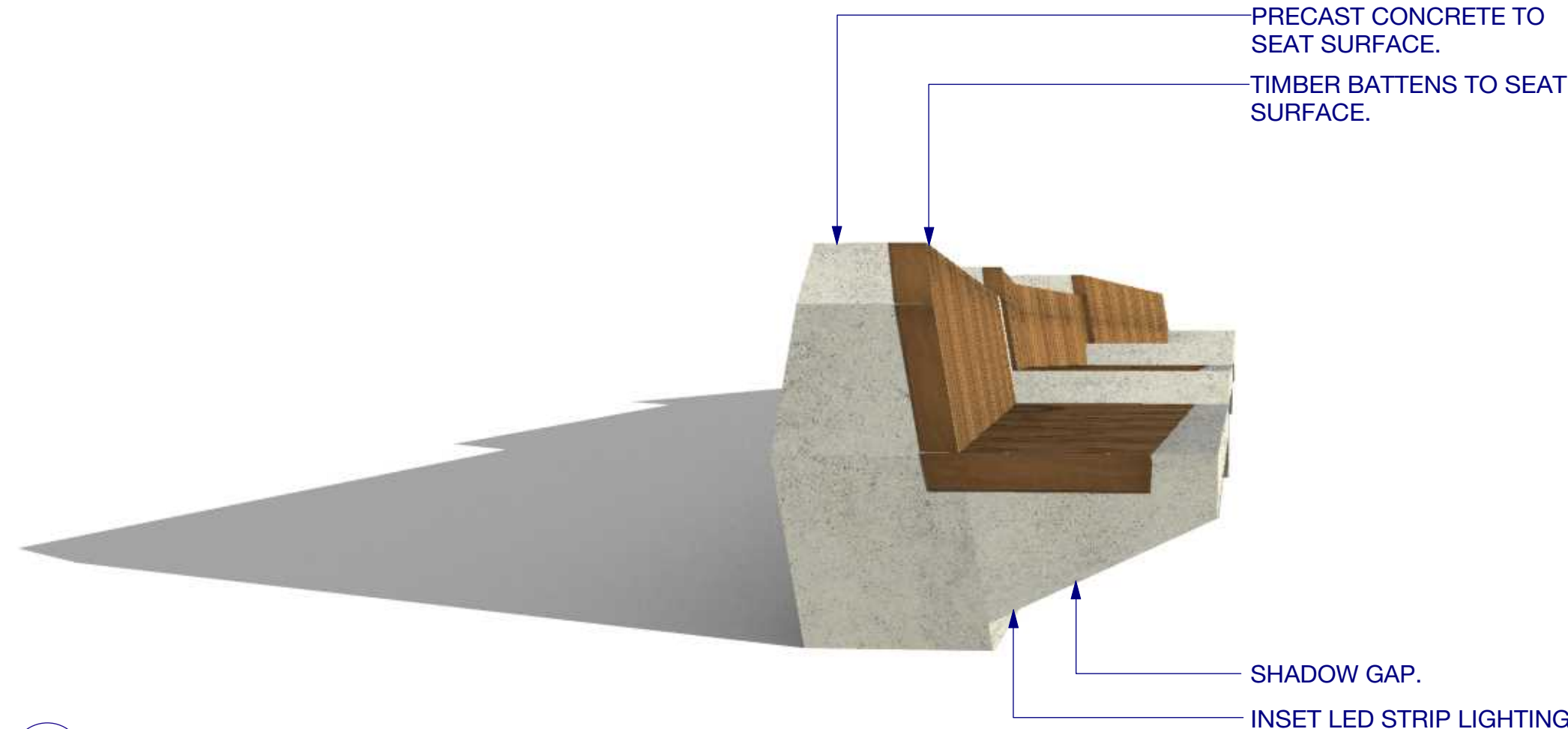
STATUS NORTH

FOR INFORMATION

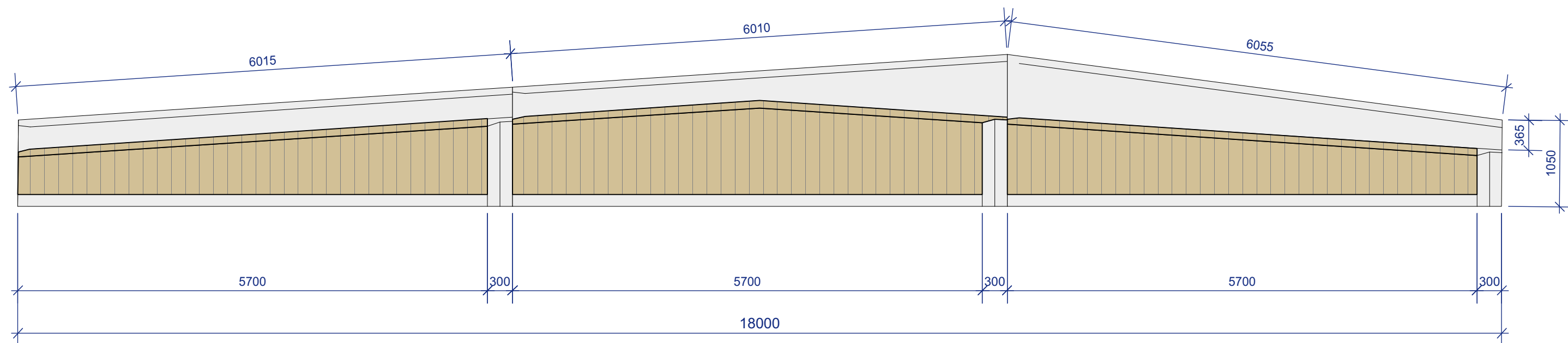
DRAWING NO.	REVISION
LA-701	A



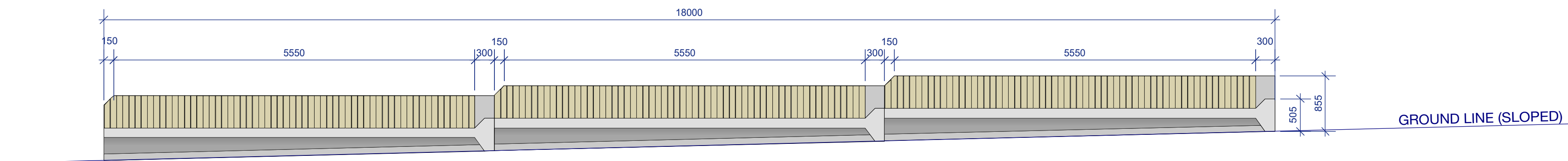
1 BENCH TYPE 1 | PRECAST CONCRETE WITH TIMBER INLAY
1:10 PERSPECTIVE



2 BENCH TYPE 1 | PRECAST CONCRETE WITH TIMBER INLAY
1:10 PERSPECTIVE



3 BENCH TYPE 1 | PRECAST CONCRETE WITH TIMBER INLAY
1:10 PLAN



4 BENCH TYPE 1 | PRECAST CONCRETE WITH TIMBER INLAY
1:10 FRONT ELEVATION

NOTES

These drawings are shown in colour and shall be read in digital format or print colour hardcopy.


These drawings shall be read in conjunction with all relevant information (not limited to legends, schedules, specifications)

These drawings shall be read in conjunction with any Engineers, Architects or other consultant information. (not limited to drawings, legends, schedules, specifications)

Check all dimensions and site conditions prior to commencement of any work and the procurement of any services, materials, fittings, fabrication or equipment.

Do not scale drawings – refer to figured drawings only. Any discrepancies shall immediately be referred to the Landscape Architect for clarification.

All drawings shall not be reproduced or distributed without prior permission of the Landscape Architect.

WARNING		
	Services shown on this drawing are approximate only. The exact location is to be confirmed on site by contractor prior to commencement of work.	
DATE	REV	AMENDMENTS
28/2/19	A	END OF FEBRUARY PACKAGE - FOR INFORMATION

ASPECT Studios™

ASPECT Studios Pty Ltd
Level 1, 70-80 George Street
Redfern NSW 2016
Australia
T 02 9699 7182
F 02 0000 0000
www.aspect-studios.com
sydney@aspect-studios.com
ABN 11 120 219 561



PROJECT

SYDNEY FOOTBALL STADIUM
Moore Park, New South Wales

S18030

DRAWING

FURNITURE & FIXTURES DETAILS
Furniture & Fixtures 2

DRAWN JR | DC
CHECKED JH
SCALE A1 | SCALE A3

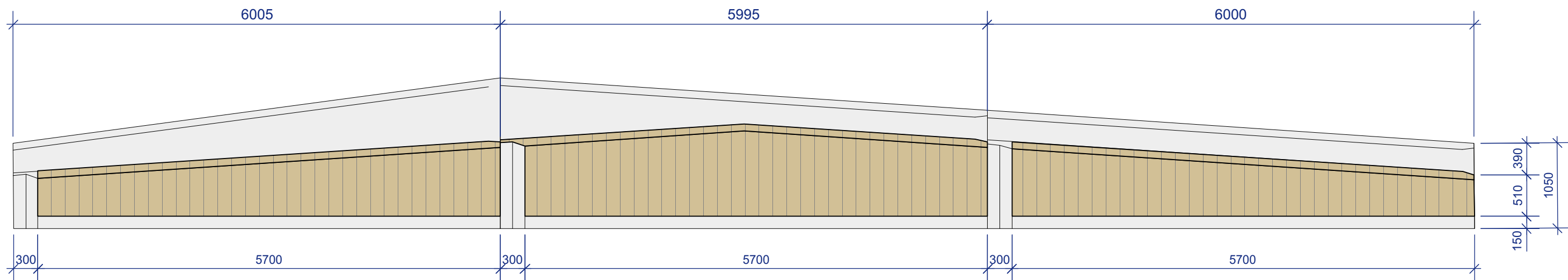
STATUS NORTH

FOR INFORMATION

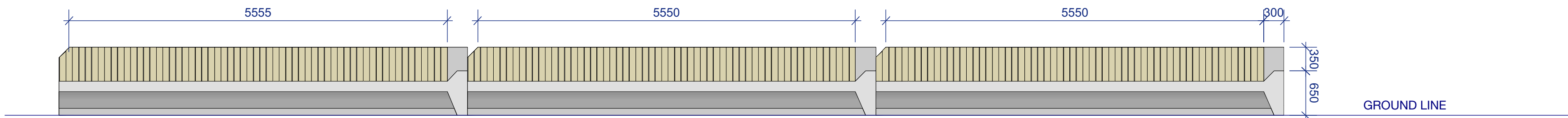
DRAWING NO. LA-702
REVISION A

1 BENCH TYPE 2 | PRECAST CONCRETE WITH TIMBER INLAY
1:10 PERSPECTIVE

2 BENCH TYPE 2 | PRECAST CONCRETE WITH TIMBER INLAY
1:10 PERSPECTIVE



3 BENCH TYPE 2 | PRECAST CONCRETE WITH TIMBER INLAY
1:10 PLAN



4 BENCH TYPE 2 | PRECAST CONCRETE WITH TIMBER INLAY
1:10 FRONT ELEVATION

NOTES

These drawings are shown in colour and shall be read in digital format or print colour hardcopy.

These drawings shall be read in conjunction with all relevant information (not limited to legends, schedules, specifications)

These drawings shall be read in conjunction with any Engineers, Architects or other consultant information. (not limited to drawings, legends, schedules, specifications)

Check all dimensions and site conditions prior to commencement of any work and the procurement of any services, materials, fittings, fabrication or equipment.

Do not scale drawings – refer to figured drawings only. Any discrepancies shall immediately be referred to the Landscape Architect for clarification.

All drawings shall not be reproduced or distributed without prior permission of the Landscape Architect.

WARNING



DATE	REV	AMENDMENTS
28/2/19	A	END OF FEBRUARY PACKAGE - FOR INFORMATION

ASPECT Studios™

ASPECT Studios Pty Ltd
Level 1, 70-80 George Street
Redfern NSW 2016
Australia
T 02 9699 7182
F 02 0000 0000
www.aspect-studios.com
sydney@aspect-studios.com
ABN 11 120 219 561

CLIENT



PROJECT

SYDNEY FOOTBALL STADIUM
Moore Park, New South Wales
S18030

DRAWING

FURNITURE & FIXTURES DETAILS
Furniture & Fixtures 3

DRAWN JR | DC
CHECKED JH
SCALE A1 | SCALE A3

STATUS

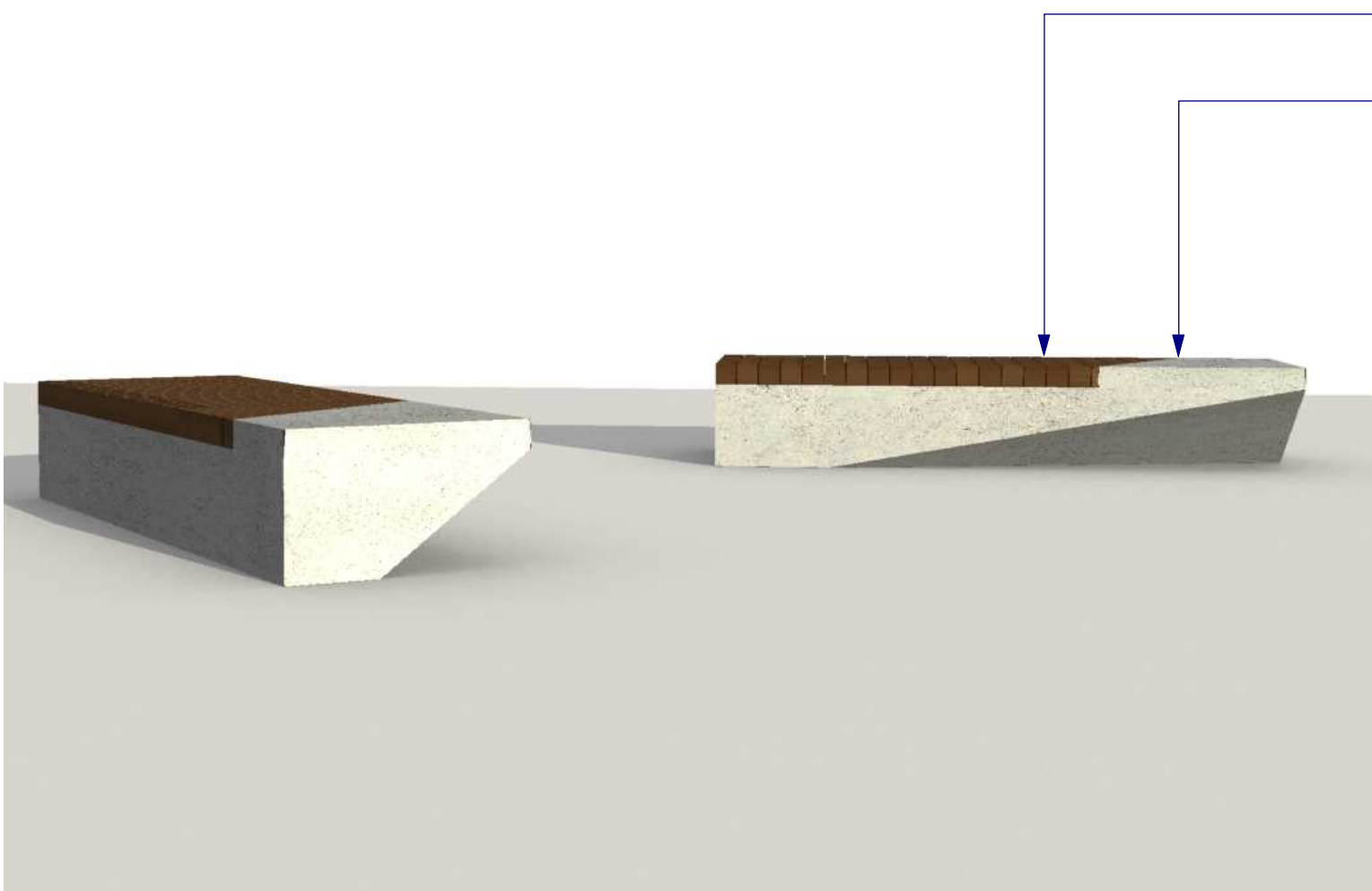
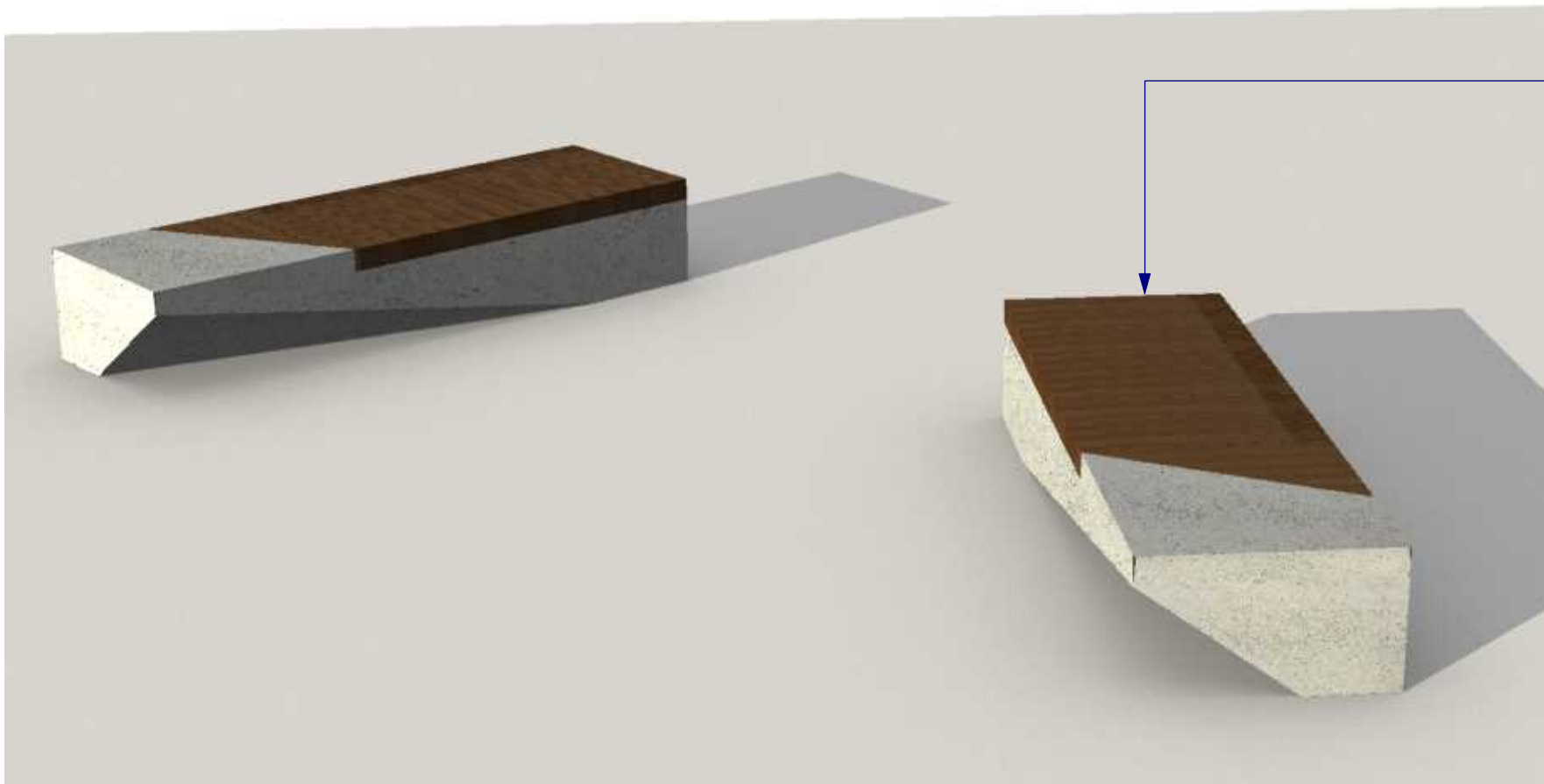
NORTH

FOR INFORMATION

DRAWING NO.

REVISION

LA-703 A



1 BENCH TYPE 3 | PRECAST CONCRETE WITH TIMBER INLAY
1:10 PERSPECTIVE

2 BENCH TYPE 3 | PRECAST CONCRETE WITH TIMBER INLAY
1:10 PERSPECTIVE

NOTES

These drawings are shown in colour and shall be read in digital format or print colour hardcopy.


These drawings shall be read in conjunction with all relevant information (not limited to legends, schedules, specifications)

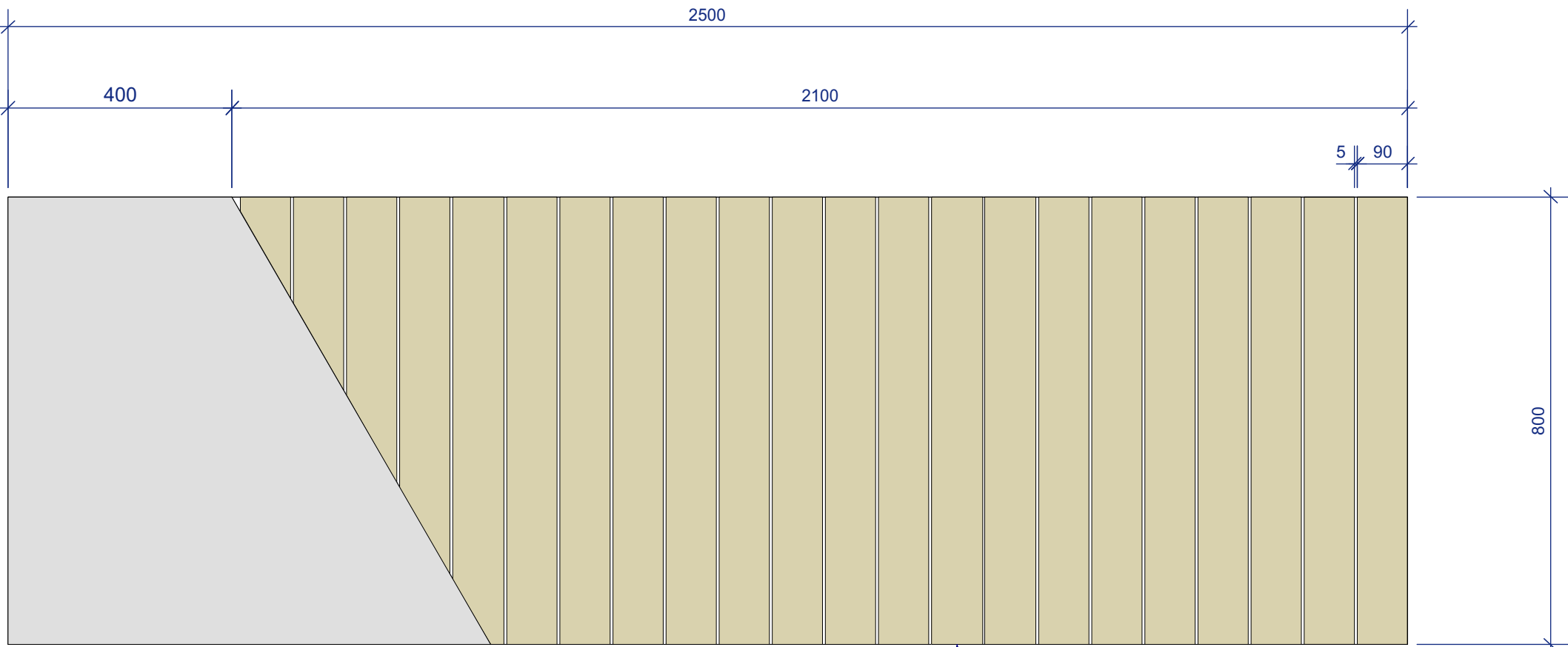
These drawings shall be read in conjunction with any Engineers, Architects or other consultant information. (not limited to drawings, legends, schedules, specifications)

Check all dimensions and site conditions prior to commencement of any work and the procurement of any services, materials, fittings, fabrication or equipment.

Do not scale drawings – refer to figured drawings only. Any discrepancies shall immediately be referred to the Landscape Architect for clarification.

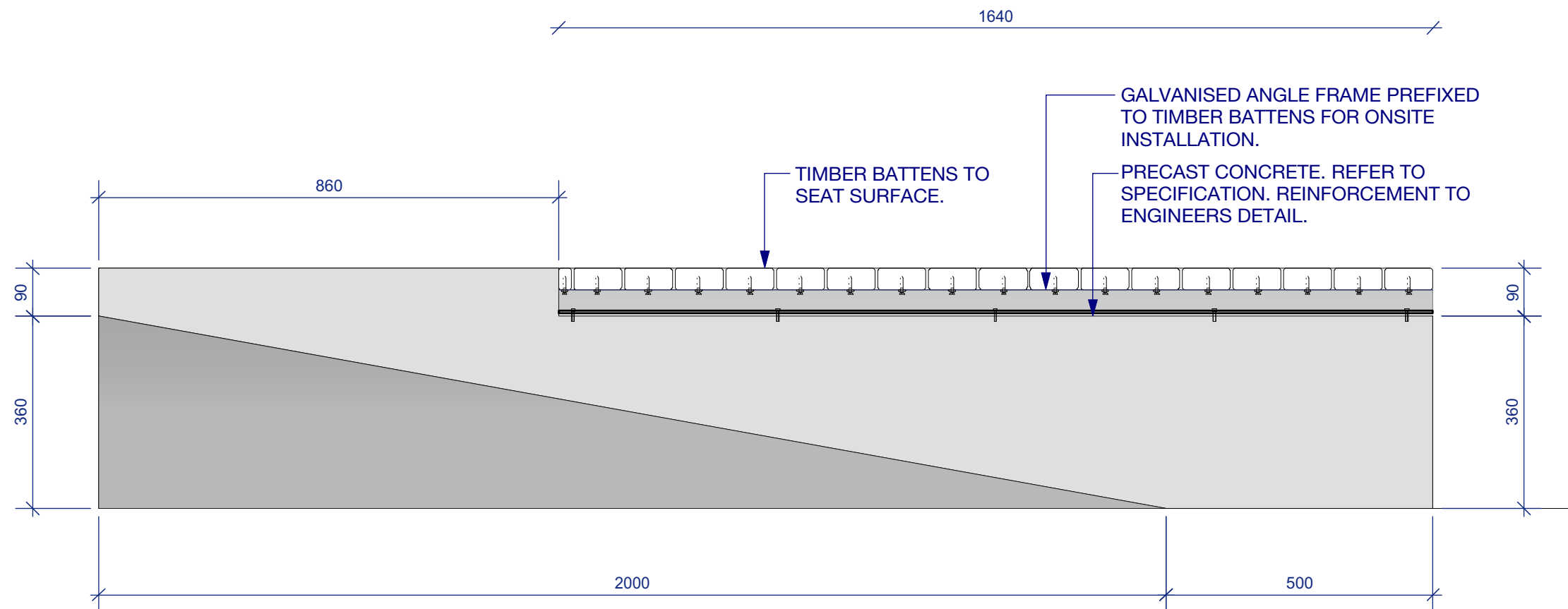
All drawings shall not be reproduced or distributed without prior permission of the Landscape Architect.

WARNING		
	Services shown on this drawing are approximate only. The exact location is to be confirmed on site by contractor prior to commencement of work.	
DATE	REV	AMENDMENTS
28/2/19	A	END OF FEBRUARY PACKAGE - FOR INFORMATION



3 BENCH TYPE 3 | PRECAST CONCRETE WITH TIMBER INLAY
1:10 PLAN

TIMBER BATTENS TO SEAT SURFACE. REFER TO LANDSCAPE SELECTIONS SCHEDULE.



4 BENCH TYPE 3 | PRECAST CONCRETE WITH TIMBER INLAY
1:10 FRONT ELEVATION

5 BENCH TYPE 3 | PRECAST CONCRETE WITH TIMBER INLAY
1:10 END ELEVATION

ASPECT Studios™

ASPECT Studios Pty Ltd
Level 1, 70-80 George Street
Redfern NSW 2016
Australia
T 02 9699 7182
F 02 0000 0000
www.aspect-studios.com
sydney@aspect-studios.com
ABN 11 120 219 561



PROJECT

SYDNEY FOOTBALL STADIUM
Moore Park, New South Wales

DRAWING

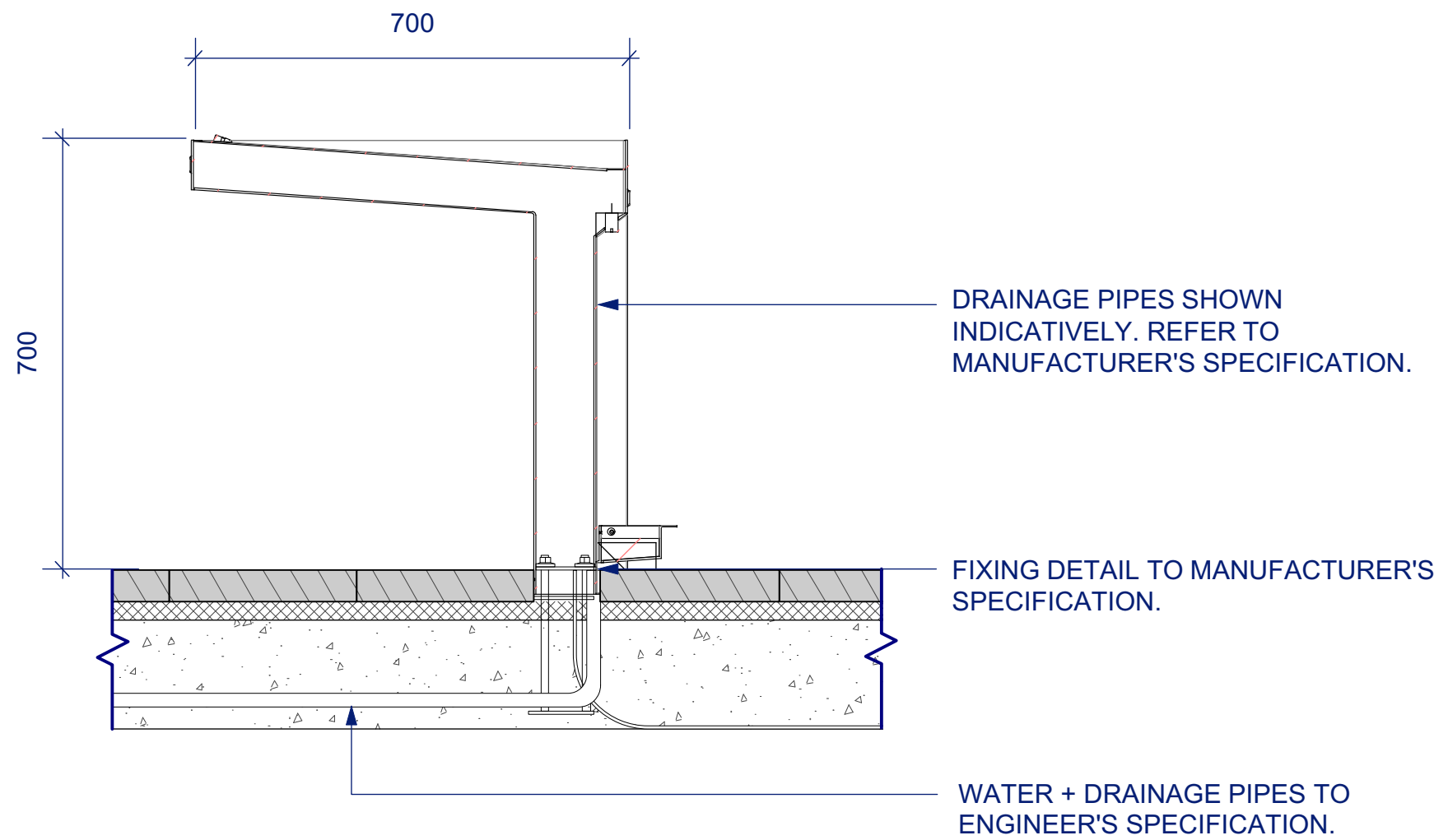
FURNITURE & FIXTURES DETAILS
Furniture & Fixtures 4

DRAWN JR | DC
CHECKED JH
SCALE A1 | SCALE A3

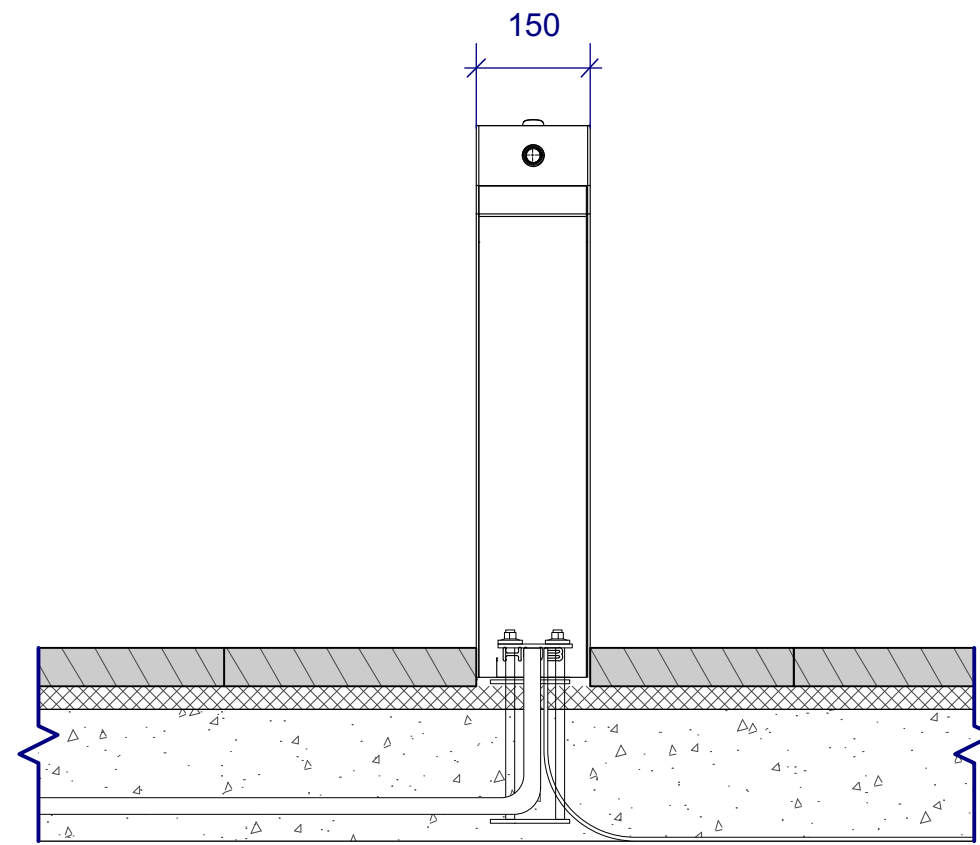
STATUS NORTH

FOR INFORMATION

DRAWING NO. LA-704
REVISION A



1 FURNITURE ELEMENT TYPE 4 | BUBBLER
SCALE 1:10 FRONT ELEVATION F4



2 FURNITURE ELEMENT TYPE 4 | BUBBLER
SCALE 1:10 SIDE ELEVATION F4

NOTES

These drawings are shown in colour and shall be read in digital format or print colour hardcopy.

These drawings shall be read in conjunction with all relevant information (not limited to legends, schedules, specifications)

These drawings shall be read in conjunction with any Engineers, Architects or other consultant information. (not limited to drawings, legends, schedules, specifications)

Check all dimensions and site conditions prior to commencement of any work and the procurement of any services, materials, fittings, fabrication or equipment.

Do not scale drawings – refer to figured drawings only. Any discrepancies shall immediately be referred to the Landscape Architect for clarification.

All drawings shall not be reproduced or distributed without prior permission of the Landscape Architect.

WARNING		
	Services shown on this drawing are approximate only. The exact location is to be confirmed on site by contractor prior to commencement of work.	
DATE	REV	AMENDMENTS
28/2/19	A	END OF FEBRUARY PACKAGE - FOR INFORMATION

ASPECT Studios™

ASPECT Studios Pty Ltd
Level 1, 70-80 George Street
Redfern NSW 2016
Australia
T 02 9699 7182
F 02 0000 0000
www.aspect-studios.com
sydney@aspect-studios.com
ABN 11 120 219 561



PROJECT

SYDNEY FOOTBALL STADIUM
Moore Park, New South Wales

S18030

DRAWING

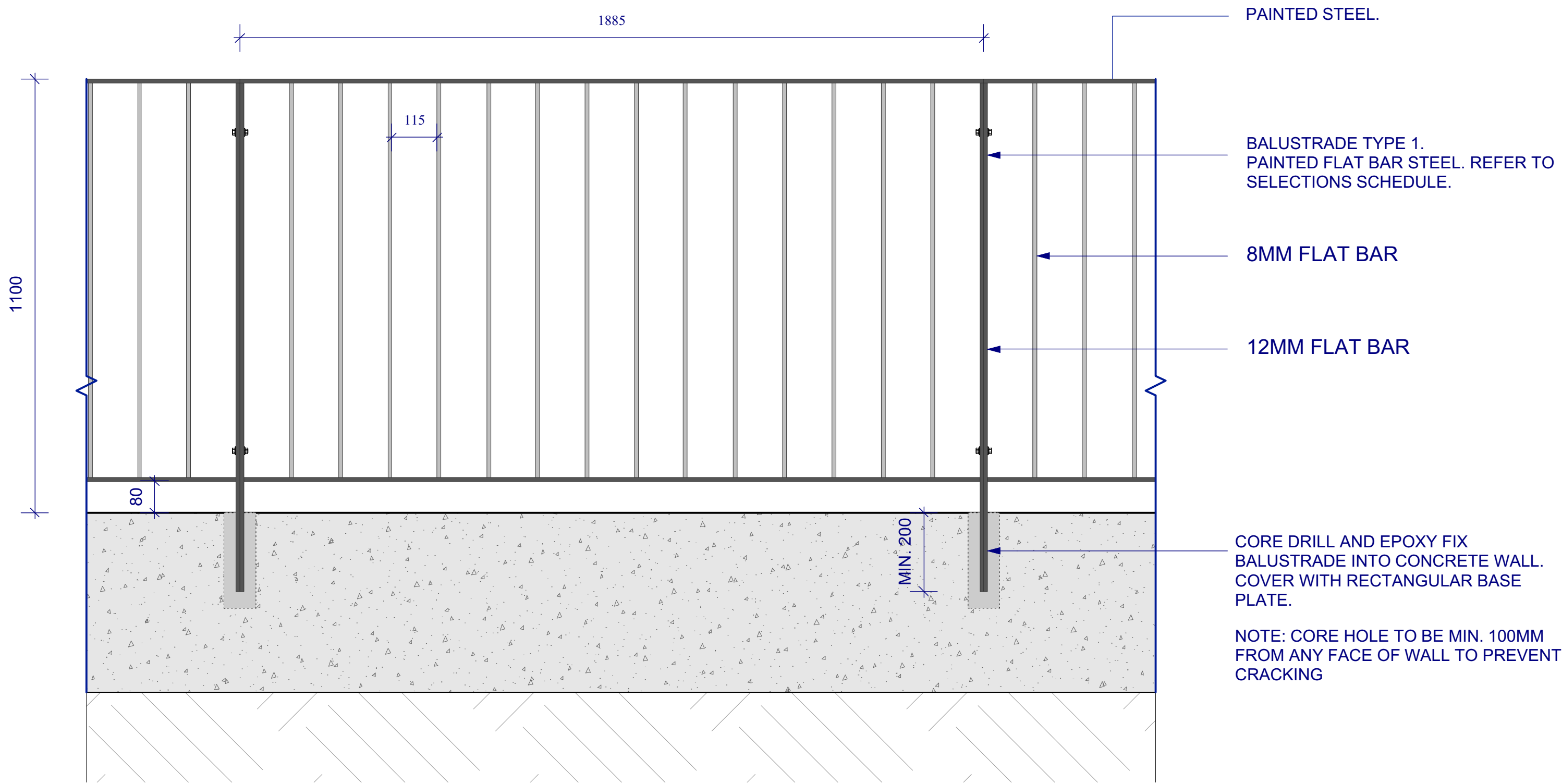
FURNITURE & FIXTURES DETAILS
Furniture & Fixtures 6

DRAWN	CHECKED	SCALE A1 SCALE A3
JR DC	JH	

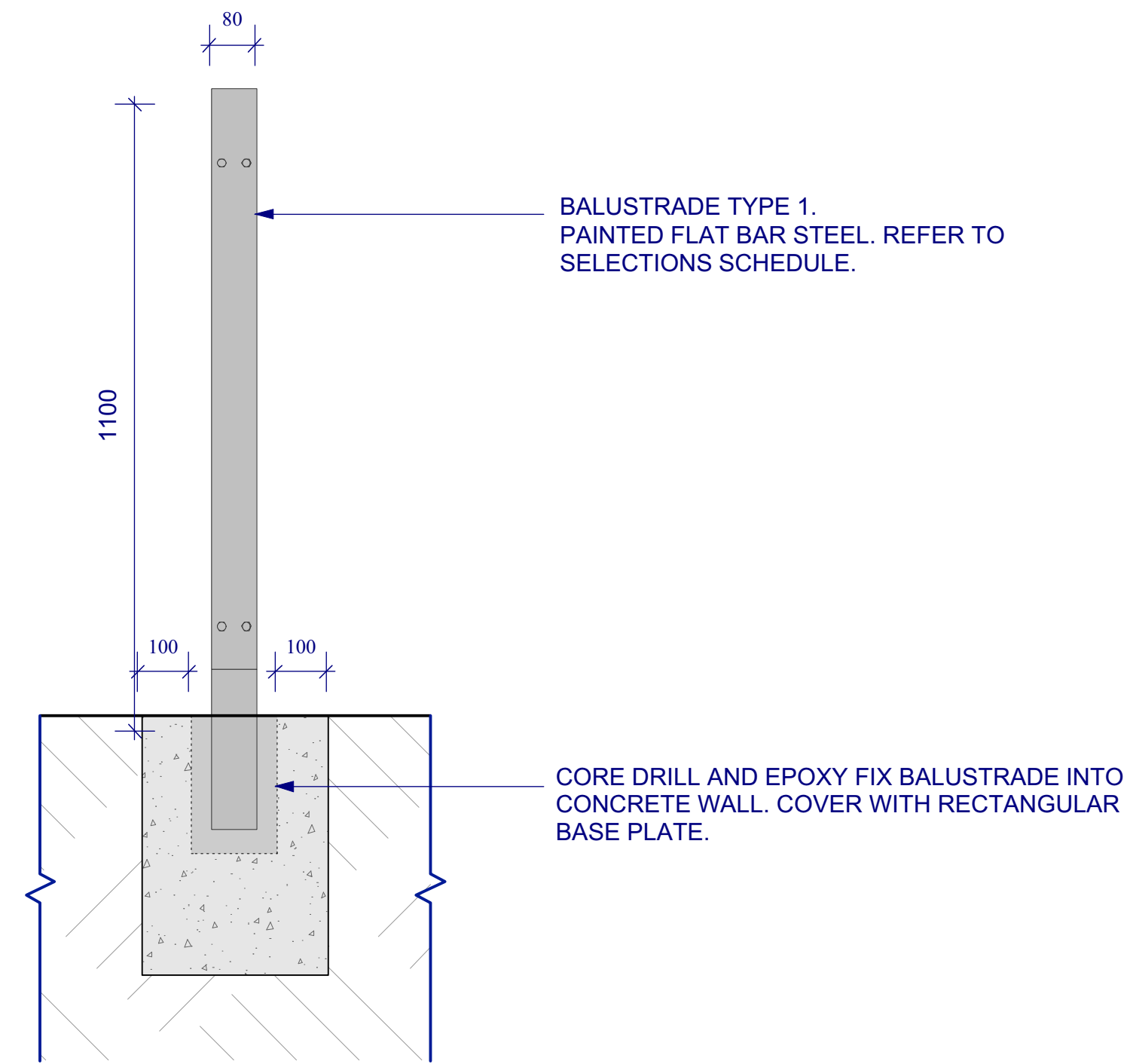
STATUS NORTH

FOR INFORMATION

DRAWING NO.	REVISION
LA-706	A



4 BALUSTRADE TYPE 1 | CUSTOM | FLAT STEEL BAR
1:10 ELEVATION



2 BALUSTRADE TYPE 1 | CUSTOM | FLAT STEEL BAR
1:10 ELEVATION

NOTES

These drawings are shown in colour and shall be read in digital format or print colour hardcopy.


These drawings shall be read in conjunction with all relevant information (not limited to legends, schedules, specifications)

These drawings shall be read in conjunction with any Engineers, Architects or other consultant information, (not limited to drawings, legends, schedules, specifications)

Check all dimensions and site conditions prior to commencement of any work and the procurement of any services, materials, fittings, fabrication or equipment.

Do not scale drawings – refer to figured drawings only. Any discrepancies shall immediately be referred to the Landscape Architect for clarification.

All drawings shall not be reproduced or distributed without prior permission of the Landscape Architect.

WARNING		
 Services shown on this drawing are approximate only. The exact location is to be confirmed on site by contractor prior to commencement of work.		
DATE	REV	AMENDMENTS
28/2/19	A	END OF FEBRUARY PACKAGE - FOR INFORMATION

ASPECT Studios™

ASPECT Studios Pty Ltd
Level 1, 70-80 George Street
Redfern NSW 2016
Australia
T 02 9699 7182
F 02 0000 0000
www.aspect-studios.com
sydney@aspect-studios.com
ABN 11 120 219 561



PROJECT

SYDNEY FOOTBALL STADIUM
Moore Park, New South Wales

S18030

DRAWING

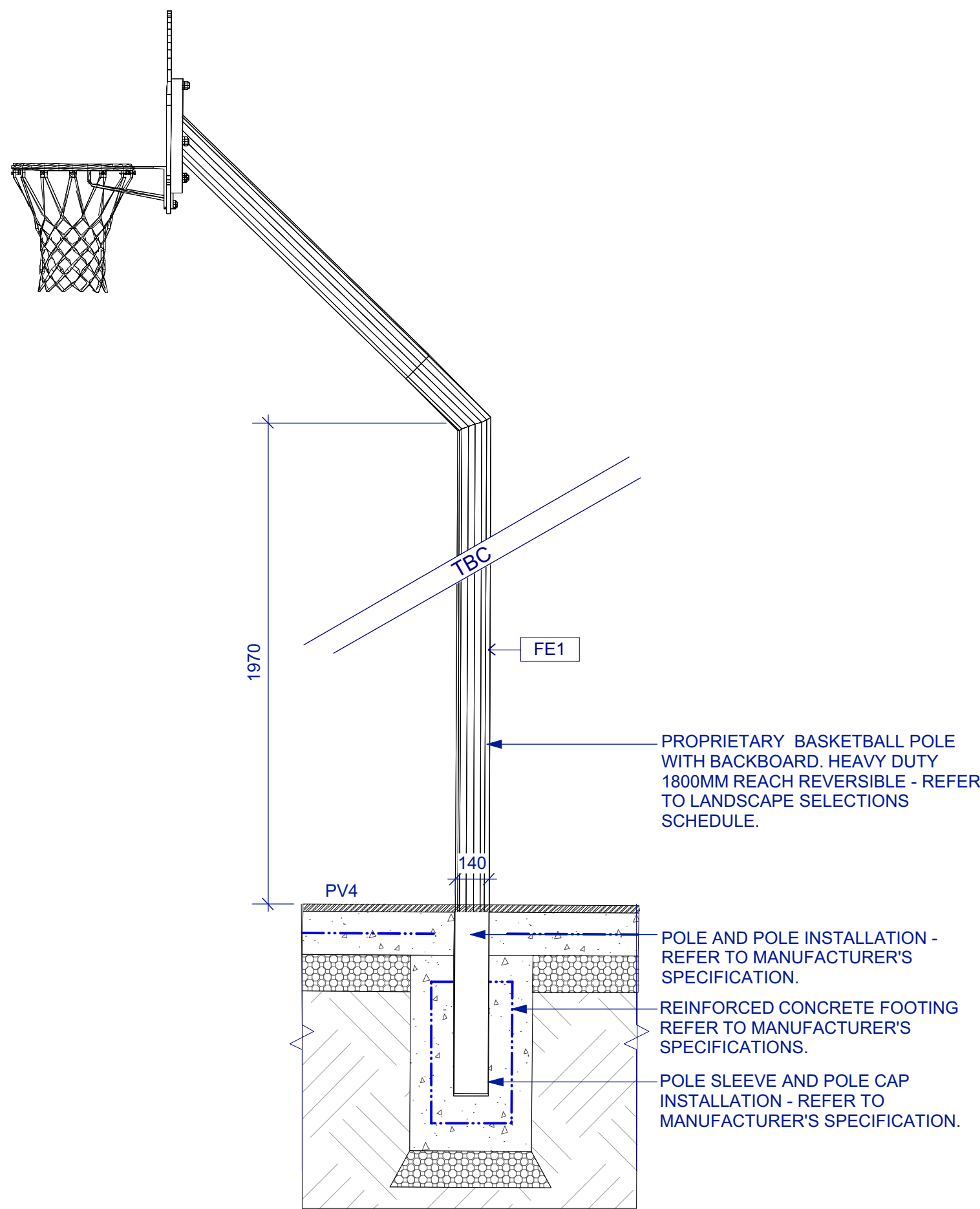
FURNITURE & FIXTURES DETAILS
Furniture & Fixtures 7

DRAWN	CHECKED	SCALE A1 SCALE A3
JR DC	JH	

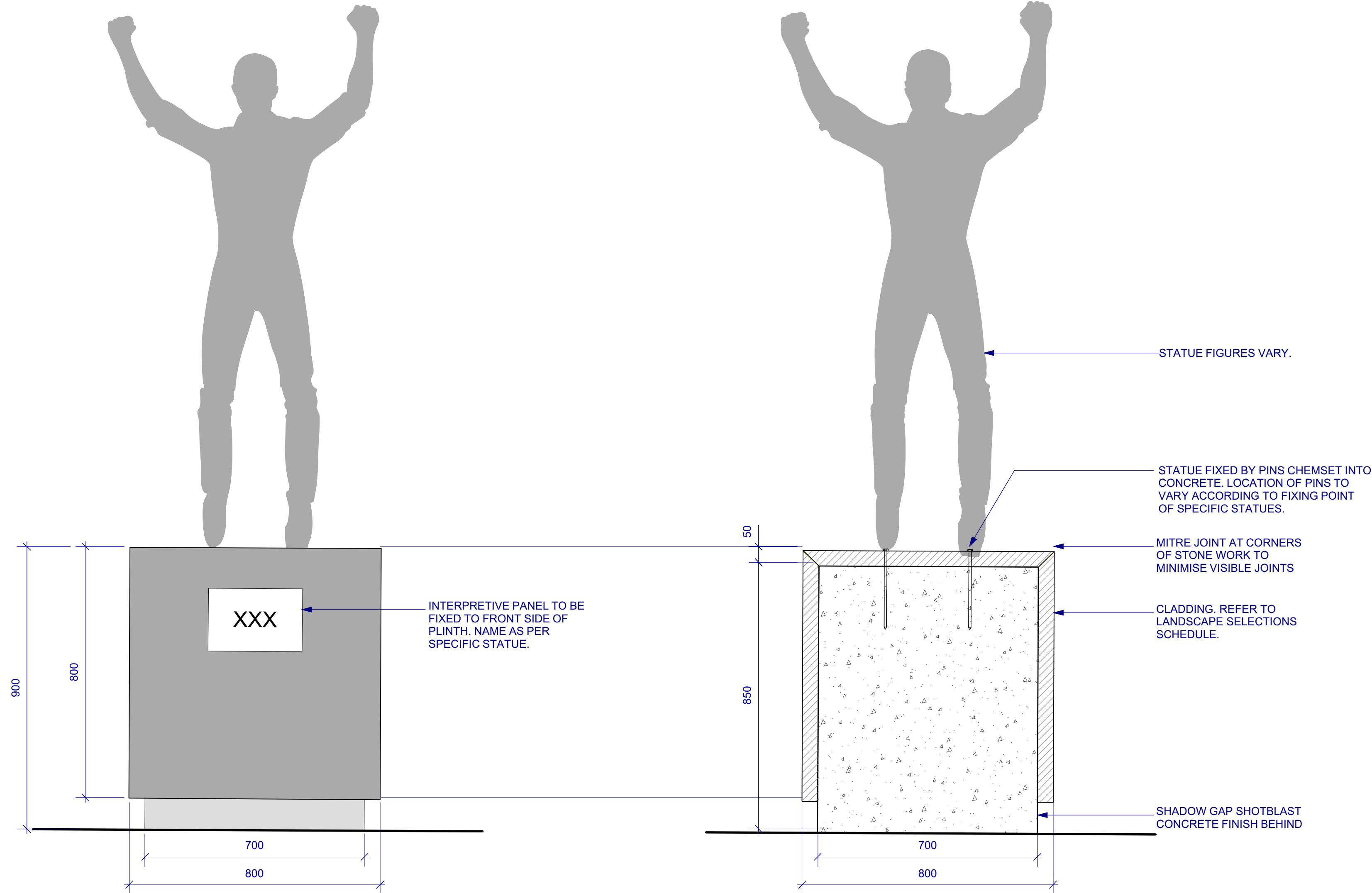
STATUS NORTH

FOR INFORMATION

DRAWING NO.	REVISION
LA-707	A



1 FITNESS EQUIPMENT TYPE 1 | BASKETBALL HOOP
1:10 SECTION



2 STATUE PLINTH| RELOCATED STATUE
1:10 SECTION

NOTES

These drawings are shown in colour and shall be read in digital format or print colour hardcopy.


These drawings shall be read in conjunction with all relevant information (not limited to legends, schedules, specifications)

These drawings shall be read in conjunction with any Engineers, Architects or other consultant information. (not limited to drawings, legends, schedules, specifications)

Check all dimensions and site conditions prior to commencement of any work and the procurement of any services, materials, fittings, fabrication or equipment.

Do not scale drawings – refer to figured drawings only. Any discrepancies shall immediately be referred to the Landscape Architect for clarification.

All drawings shall not be reproduced or distributed without prior permission of the Landscape Architect.

WARNING		
	Services shown on this drawing are approximate only. The exact location is to be confirmed on site by contractor prior to commencement of work.	
	www.1100.com.au	
DATE	REV	AMENDMENTS
28/2/19	A	END OF FEBRUARY PACKAGE - FOR INFORMATION

ASPECT Studios™

ASPECT Studios Pty Ltd
Level 1, 70-80 George Street
Redfern NSW 2016
Australia
T 02 9699 7182
F 02 0000 0000
www.aspect-studios.com
sydney@aspect-studios.com
ABN 11 120 219 561



PROJECT

SYDNEY FOOTBALL STADIUM
Moore Park, New South Wales

S18030

DRAWING

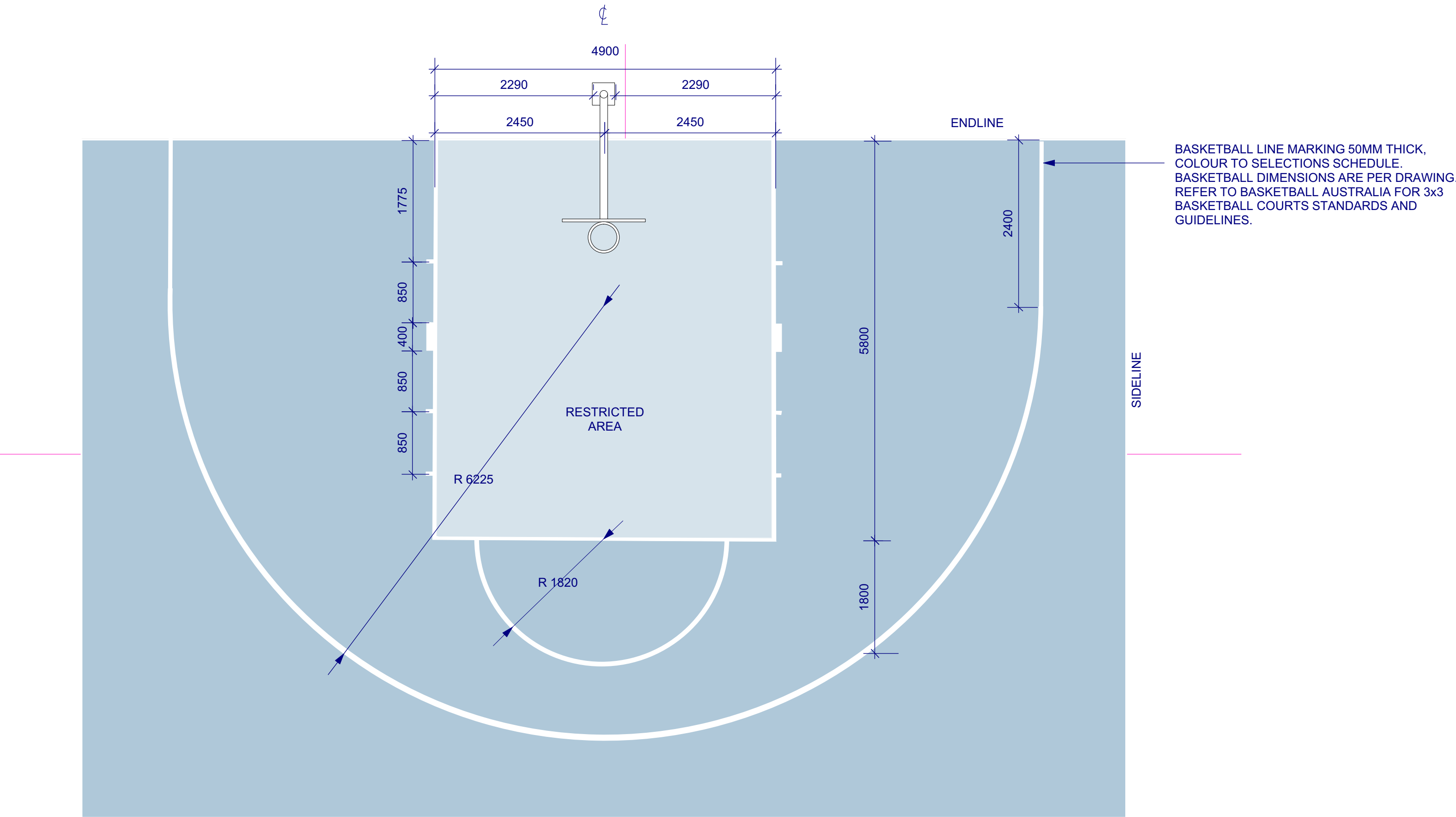
FURNITURE & FIXTURES DETAILS
Furniture & Fixtures 8

DRAWN JR | DC
CHECKED JH
SCALE A1 | SCALE A3

STATUS NORTH

FOR INFORMATION

DRAWING NO. LA-708
REVISION A



1 SPORTS COURT LINEMARKING | BASKETBALL HALF COURT
1:10 PLAN

NOTES

These drawings are shown in colour and shall be read in digital format or print colour hardcopy.


These drawings shall be read in conjunction with all relevant information (not limited to legends, schedules, specifications)

These drawings shall be read in conjunction with any Engineers, Architects or other consultant information. (not limited to drawings, legends, schedules, specifications)

Check all dimensions and site conditions prior to commencement of any work and the procurement of any services, materials, fittings, fabrication or equipment.

Do not scale drawings – refer to figured drawings only. Any discrepancies shall immediately be referred to the Landscape Architect for clarification.

All drawings shall not be reproduced or distributed without prior permission of the Landscape Architect.

WARNING		
	Services shown on this drawing are approximate only. The exact location is to be confirmed on site by contractor prior to commencement of work.	
DATE	REV	AMENDMENTS
28/2/19	A	END OF FEBRUARY PACKAGE - FOR INFORMATION

ASPECT Studios™

ASPECT Studios Pty Ltd
Level 1, 70-80 George Street
Redfern NSW 2016
Australia
T 02 9699 7182
F 02 0000 0000
www.aspect-studios.com
sydney@aspect-studios.com
ABN 11 120 219 561



PROJECT

SYDNEY FOOTBALL STADIUM
Moore Park, New South Wales

S18030

DRAWING

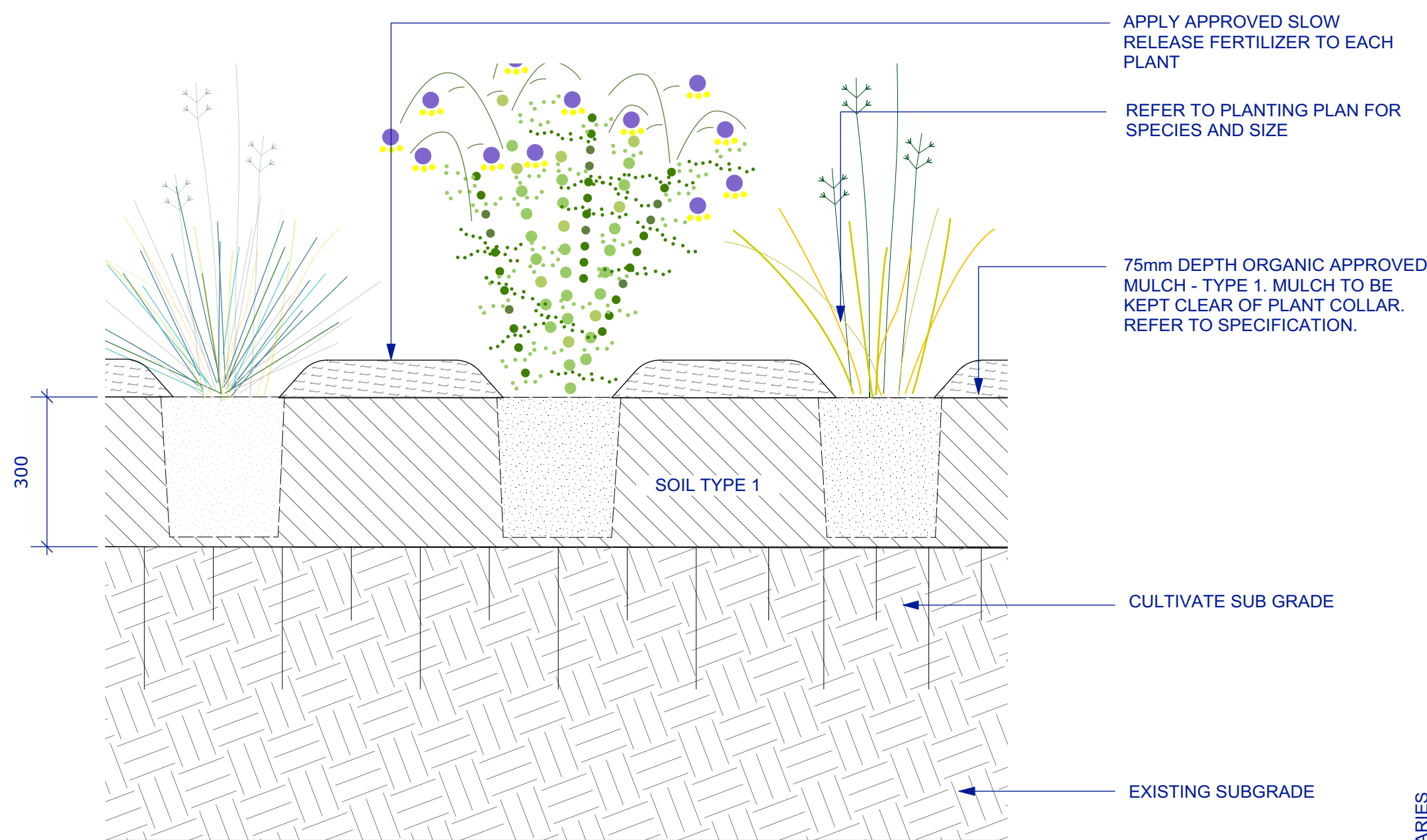
FURNITURE & FIXTURES DETAILS
Furniture & Fixtures 9

DRAWN	CHECKED	SCALE A1 SCALE A3
JR DC	JH	

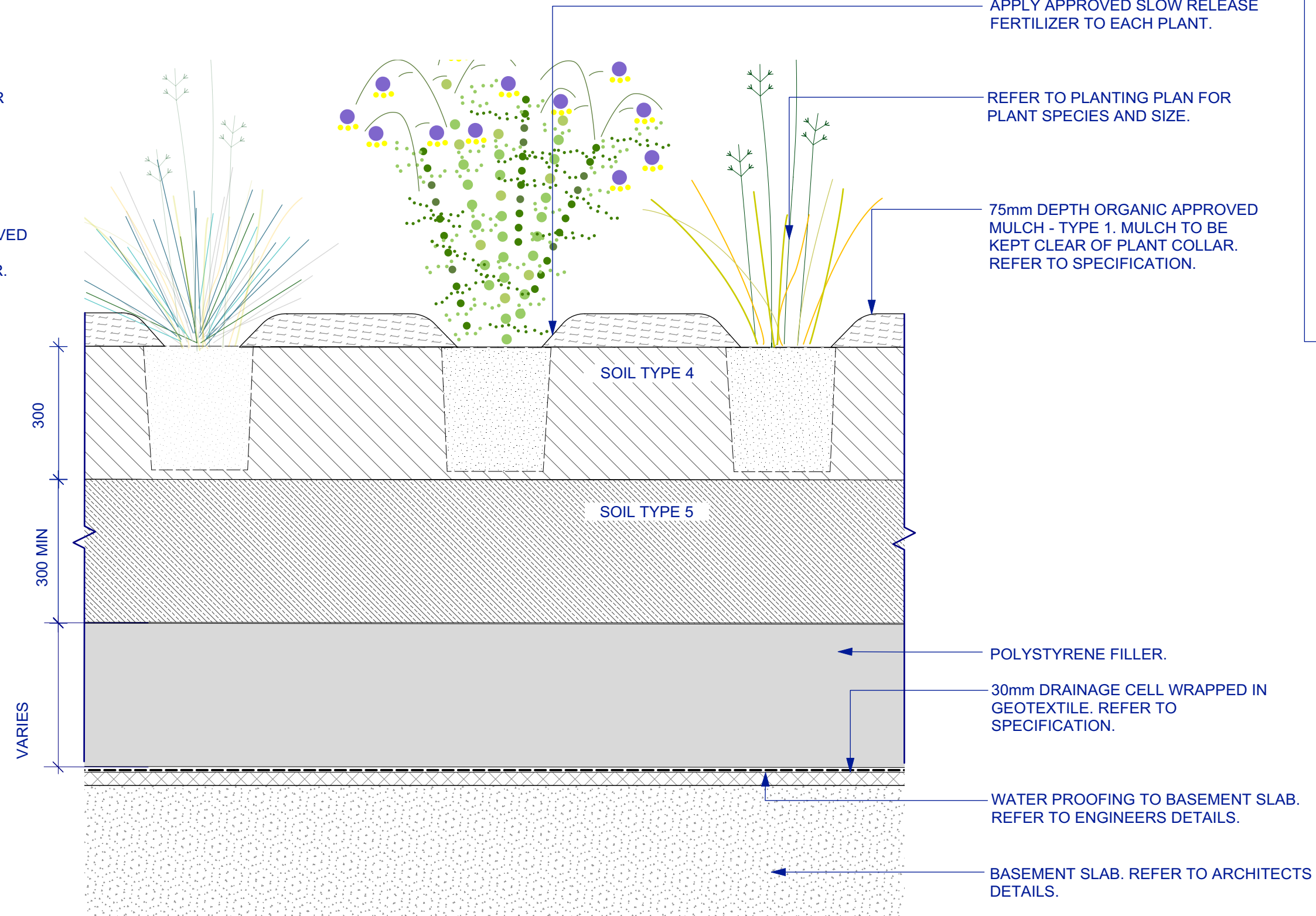
STATUS	NORTH
---------------	--------------

FOR INFORMATION

DRAWING NO.	REVISION
LA-709	A




1 MASS PLANTING TYPE 1 | ON GRADE
SCALE 1:20 SECTION

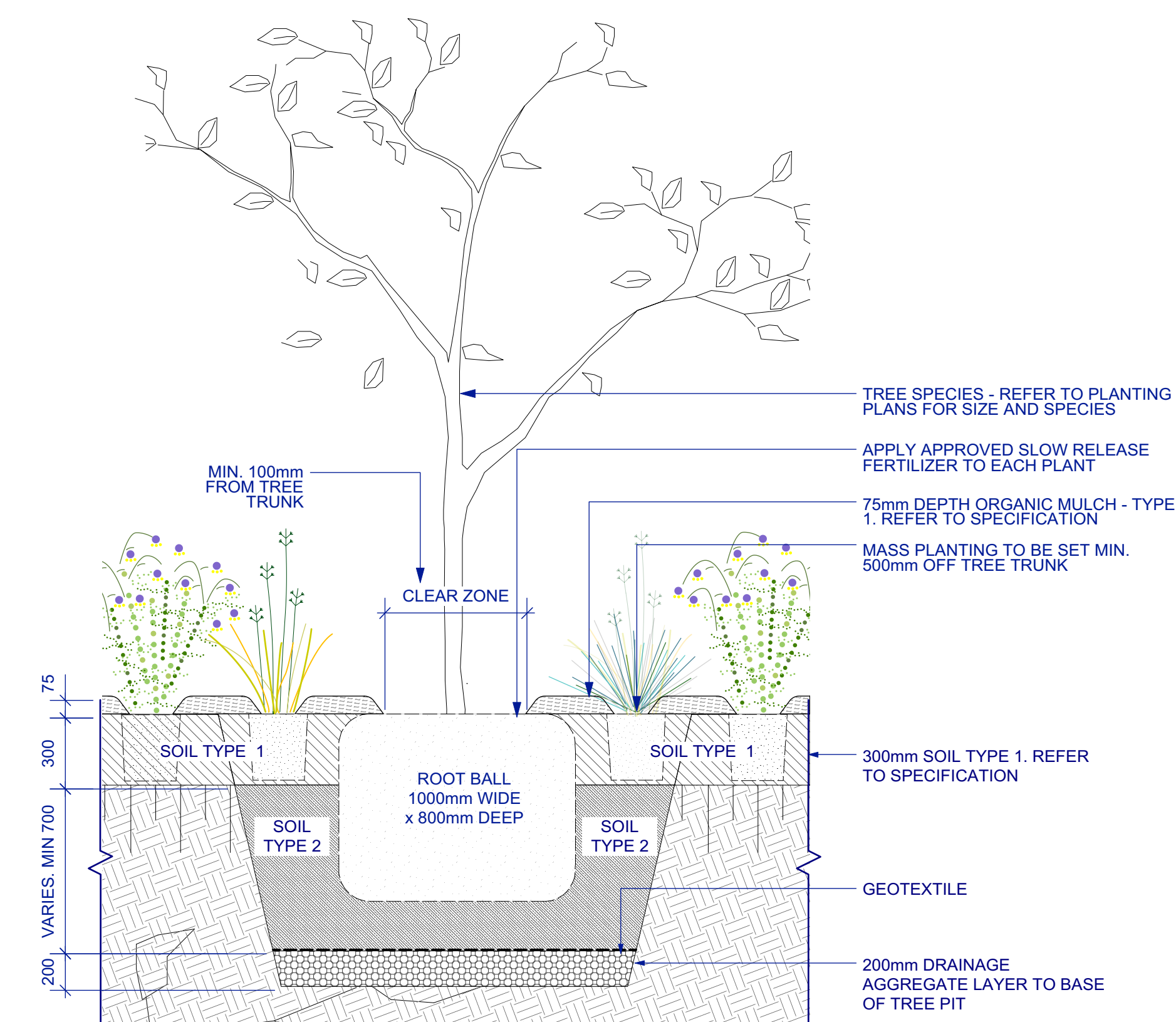


2 MASS PLANTING TYPE 2 | ON STRUCTURE
SCALE 1:20 SECTION

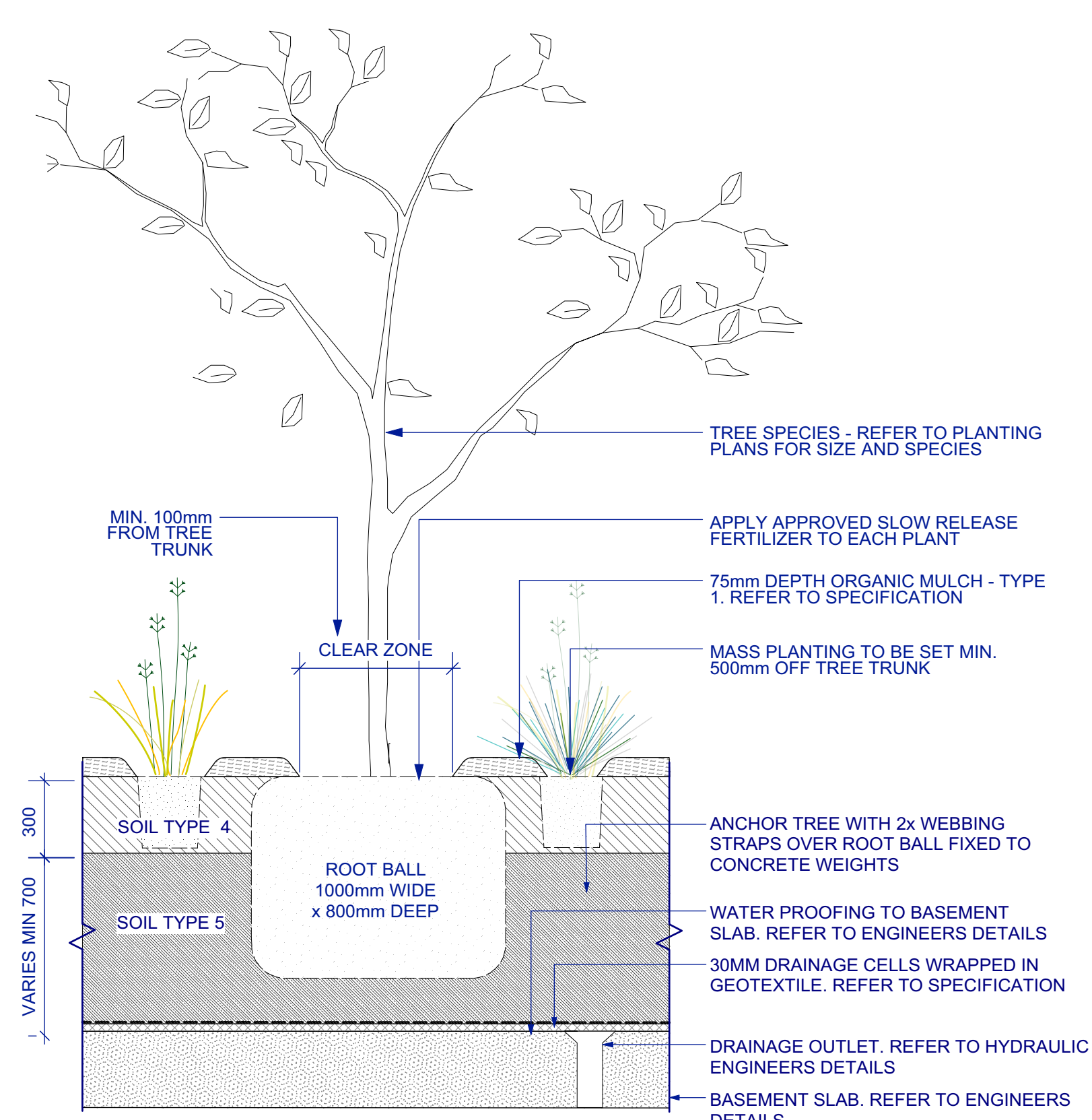
NOTE:
SOIL TYPES (REFER TO SPECIFICATION)
SOIL TYPE 1 - 'A' HORIZON ON GRADE
SOIL TYPE 2 - 'B' HORIZON ON GRADE
SOIL TYPE 3 - 'A' HORIZON FOR TURF ON GRADE
SOIL TYPE 4 - 'A' HORIZON ON SLAB
SOIL TYPE 5 - 'B' HORIZON ON SLAB
SOIL TYPE 6 - STRATA CELL WITH SOIL TYPES 1 & 2
SOIL TYPE 7 - RAINGARDEN AND STORMWATER FILTRATION SOIL

NOTES
These drawings are shown in colour and shall be read in digital format or print colour hardcopy.
These drawings shall be read in conjunction with all relevant information (not limited to legends, schedules, specifications)
These drawings shall be read in conjunction with any Engineers, Architects or other consultant information. (not limited to drawings, legends, schedules, specifications)
Check all dimensions and site conditions prior to commencement of any work and the procurement of any services, materials, fittings, fabrication or equipment.
Do not scale drawings – refer to figured drawings only. Any discrepancies shall immediately be referred to the Landscape Architect for clarification.
All drawings shall not be reproduced or distributed without prior permission of the Landscape Architect.

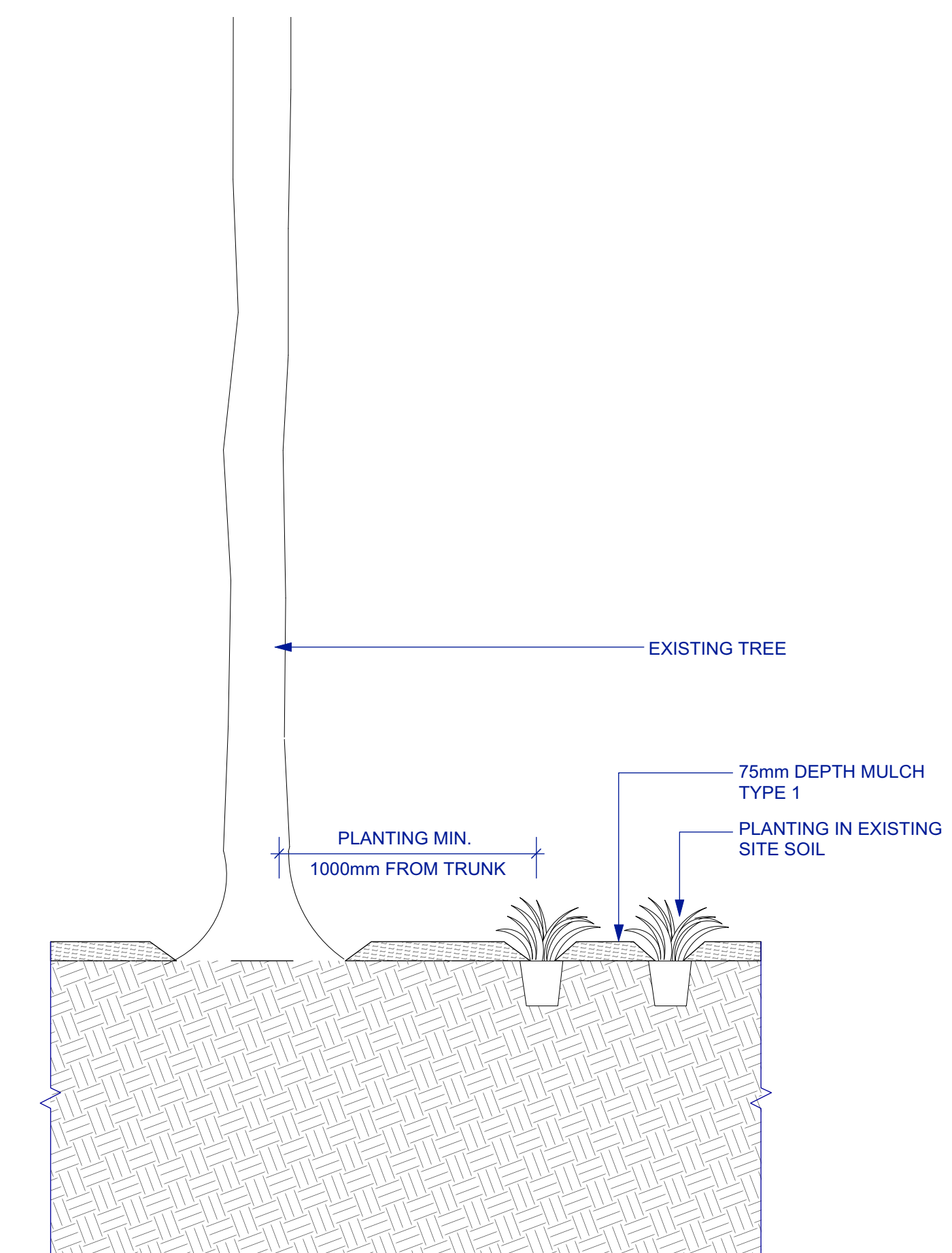
WARNING		
 Services shown on this drawing are approximate only. The exact location is to be confirmed on site by contractor prior to commencement of work.		
DATE	REV	AMENDMENTS
28/2/19	A	END OF FEBRUARY PACKAGE - FOR INFORMATION



3 MASS PLANTING TYPE 1 | PROPOSED TREE | ON GRADE
SCALE 1:20 SECTION



4 MASS PLANTING TYPE 2 | PROPOSED TREE | ON STRUCTURE
SCALE 1:20 SECTION



5 MASS PLANTING TO EXISTING TREE
SCALE 1:20 SECTION

ASPECT Studios™
ASPECT Studios Pty Ltd
Level 1, 70-80 George Street
Redfern NSW 2016
Australia
T 02 9699 7182
F 02 0000 0000
www.aspect-studios.com
sydney@aspect-studios.com
ABN 11 120 219 561

CLIENT


PROJECT
SYDNEY FOOTBALL STADIUM
Moore Park, New South Wales

DRAWING
SOFTWARES DETAILS
Softworks Details 1

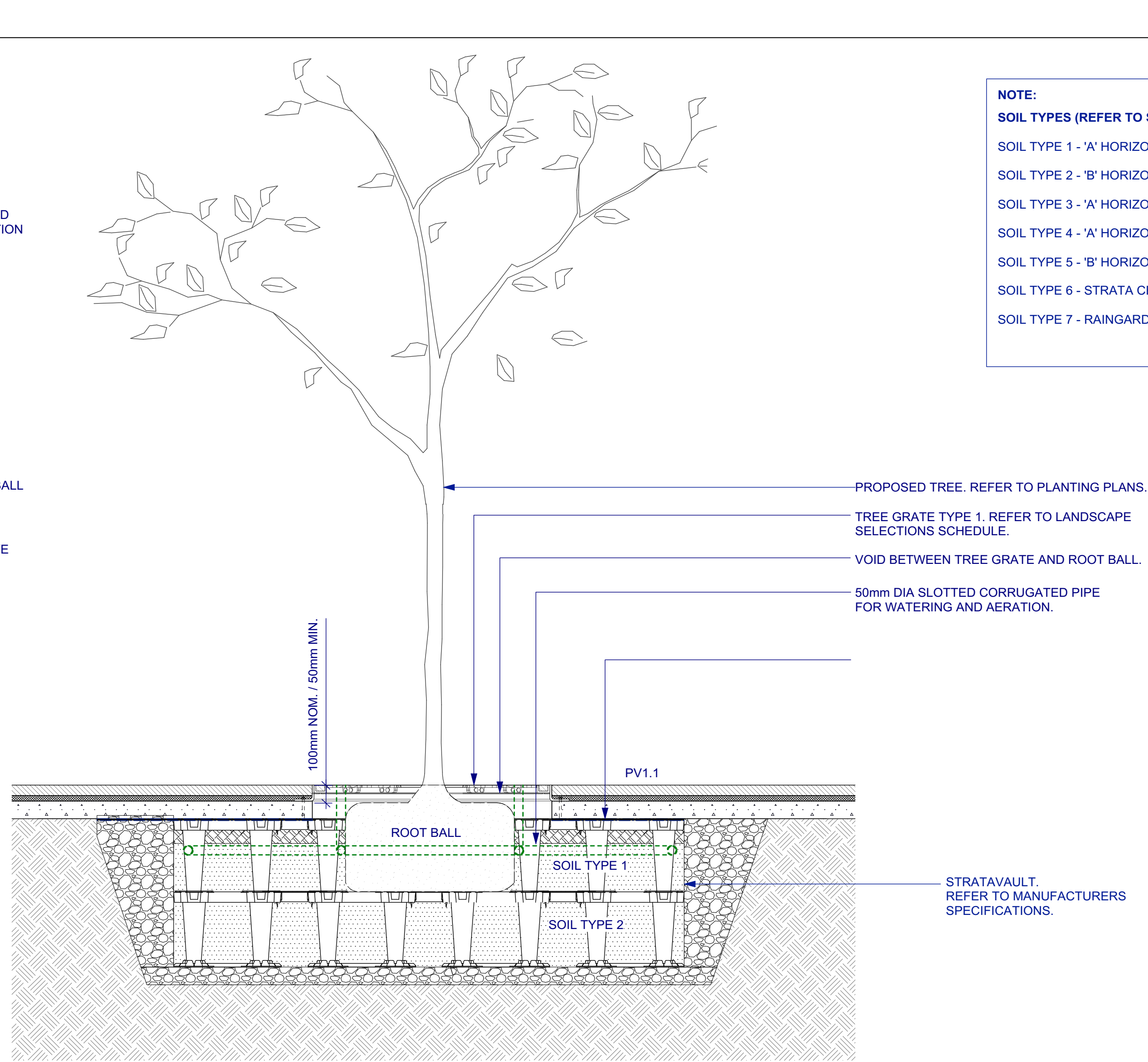
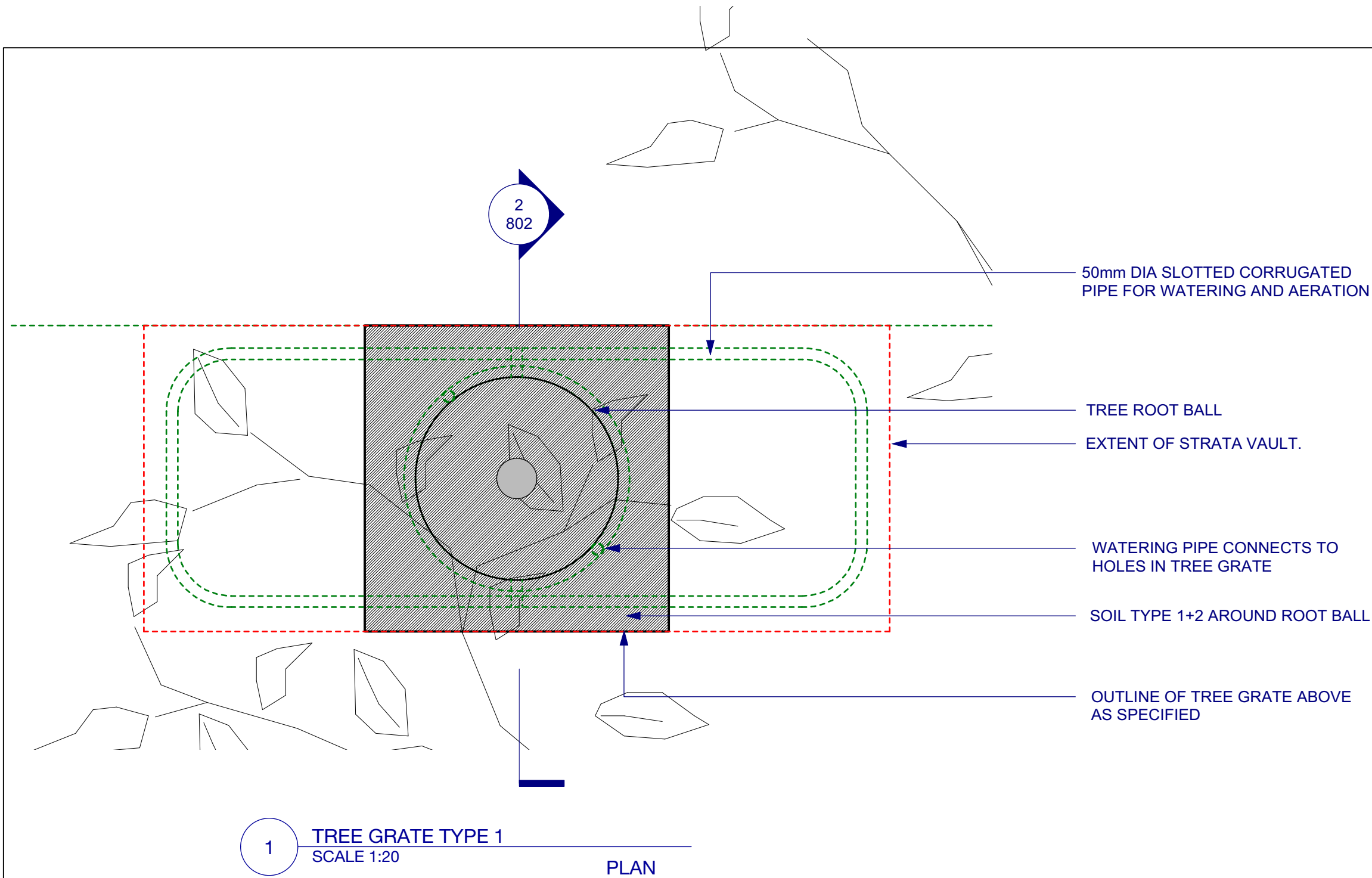
DRAWN JR | DC **CHECKED** JH **SCALE** A1 | SCALE A3

STATUS NORTH

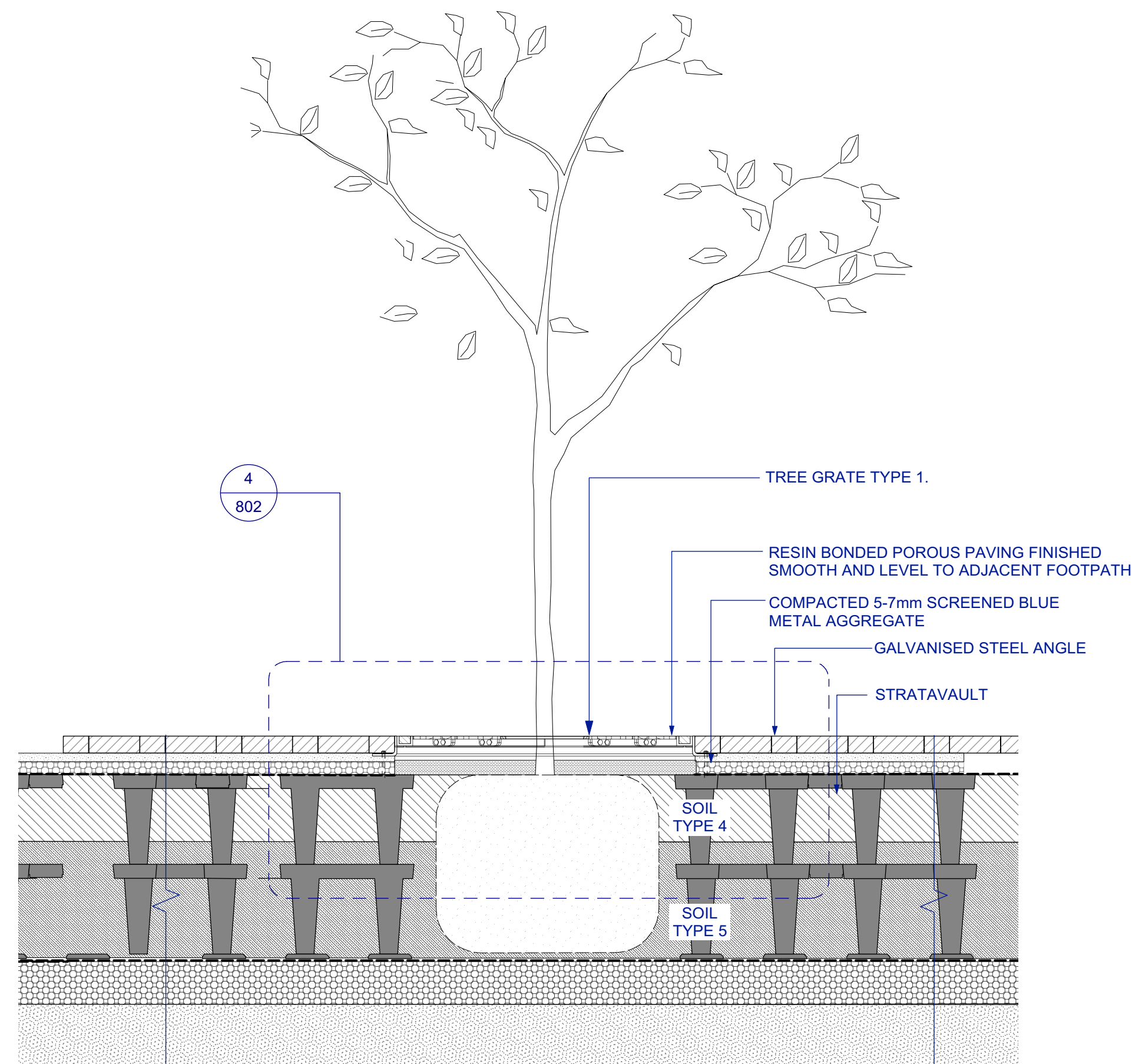
FOR INFORMATION

DRAWING NO. **REVISION**

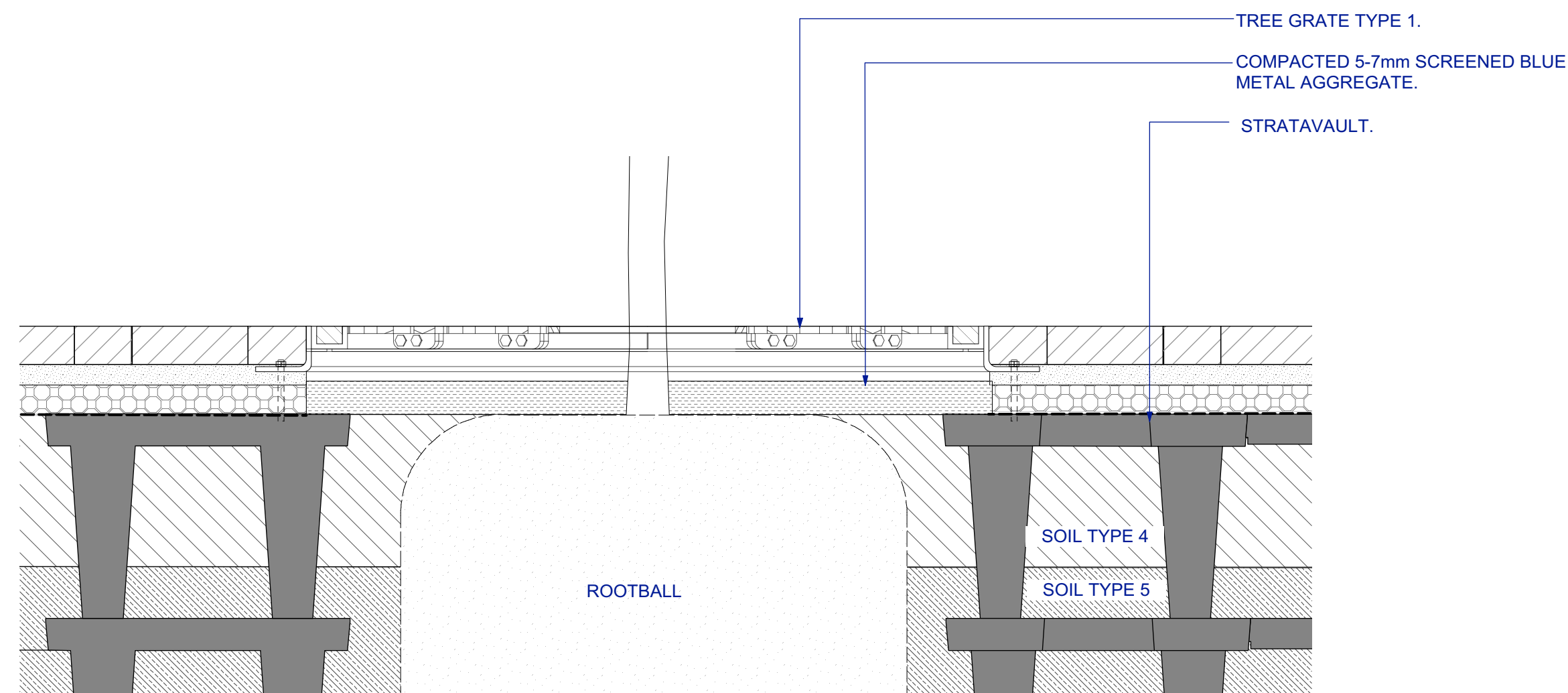
LA-801 **A**



2 TREE GRATE TYPE 1 | WITH STRATA VAULT | ON GRADE
SCALE 1:20
SECTION




3 TREE GRATE TYPE 1 | WITH STRATA VAULT | ON STRUCTURE
SCALE 1:20
SECTION



4 TREE GRATE TYPE 1 DETAIL | WITH STRATA VAULT
SCALE 1:20
SECTION

NOTE:
SOIL TYPES (REFER TO SPECIFICATION)
SOIL TYPE 1 - 'A' HORIZON ON GRADE
SOIL TYPE 2 - 'B' HORIZON ON GRADE
SOIL TYPE 3 - 'A' HORIZON FOR TURF ON GRADE
SOIL TYPE 4 - 'A' HORIZON ON SLAB
SOIL TYPE 5 - 'B' HORIZON ON SLAB
SOIL TYPE 6 - STRATA CELL WITH SOIL TYPES 1 & 2
SOIL TYPE 7 - RAINGARDEN AND STORMWATER FILTRATION SOIL

NOTES
These drawings are shown in colour and shall be read in digital format or print colour hardcopy.
These drawings shall be read in conjunction with all relevant information (not limited to legends, schedules, specifications)
These drawings shall be read in conjunction with any Engineers, Architects or other consultant information. (not limited to drawings, legends, schedules, specifications)
Check all dimensions and site conditions prior to commencement of any work and the procurement of any services, materials, fittings, fabrication or equipment.
Do not scale drawings -- refer to figured drawings only. Any discrepancies shall immediately be referred to the Landscape Architect for clarification.
All drawings shall not be reproduced or distributed without prior permission of the Landscape Architect.

WARNING		
 Services shown on this drawing are approximate only. The exact location is to be confirmed on site by contractor prior to commencement of work.		
DATE	REV	AMENDMENTS
28/2/19	A	END OF FEBRUARY PACKAGE - FOR INFORMATION

ASPECT Studios™
ASPECT Studios Pty Ltd
Level 1, 70-80 George Street
Redfern NSW 2016
Australia
T 02 9899 7182
F 02 0000 0000
www.aspect-studios.com
sydney@aspect-studios.com
ABN 11 120 219 561

CLIENT


PROJECT
SYDNEY FOOTBALL STADIUM
Moore Park, New South Wales
S18030

DRAWING
SOFTWARES DETAILS
Softworks Details 2

DRAWN
JR | DC

CHECKED
JH

SCALE A1 | SCALE A3

STATUS
NORTH

FOR INFORMATION

DRAWING NO.
LA-802

REVISION
A