

**SSD STAGE 1 DA  
DRAWINGS**

**ARCHITECTURAL  
DRAWINGS**



KEY PLAN

REV	DESCRIPTION	DRN	DATE
01	ISSUED FOR INFORMATION	SL	22/09/2019
02	ISSUED FOR INFORMATION	SL	14/09/2018
03	ISSUED FOR INFORMATION	SL	25/01/2019

**NOTE**  
REFER HERITAGE REPORT FOR ROCK WALL LOCATIONS AND PROTECTION REQUIREMENTS

**LEGEND**  
--- SITE BOUNDARY

**COPYRIGHT**  
ALL RIGHTS RESERVED. THIS WORK IS COPYRIGHTED AND CANNOT BE REPRODUCED OR COPIED IN ANY FORM OR BY ANY MEANS (GRAPHIC, ELECTRONIC OR MECHANICAL) INCLUDING PHOTOCOPYING WITHOUT THE WRITTEN PERMISSION OF THE PRINCIPAL UNDER THE TERMS OF THE CONTRACT. ANY LICENCE, EXPRESS OR IMPLIED, TO USE THE DOCUMENT FOR ANY PURPOSE WHATSOEVER IS RESTRICTED TO THE TERMS OF THE AGREEMENT OR IMPLIED AGREEMENT WITH THE PRINCIPAL UNDER THE TERMS OF THE CONTRACT.

**DIMENSIONS**  
USE FIGURED DIMENSIONS. DO NOT SCALE. CONTRACTORS MUST VERIFY ALL DIMENSIONS ON THE SITE BEFORE COMMENCING ANY WORK OR MAKING ANY SHOP DRAWING WHICH MUST BE SUBMITTED AND REVIEWED BEFORE MANUFACTURE.

**FIXTURES, FITTINGS & EQUIPMENT SPECIFICATIONS**  
SUBSTITUTE FIRE EQUIPMENT SPECIFICATIONS  
THE FIRE RISK DESIGN AND DOCUMENTATION HAS BEEN COMPLETED ON THE BASIS OF FIRE AND EQUIPMENT ADVISED TO THIS OFFICE AT THE TIME OF BREIFING THE DESIGN. THE DESIGN PROVIDES REQUIREMENTS FOR FIRE AND EQUIPMENT INCLUDING SPATIAL ALLOCATIONS, SERVICES, LOADING AND ACCESS CLEARANCES AND WHERE APPROPRIATE SERVICE REQUIREMENTS, HANGING OR RIGGING FOR SURROUNDING FIXTURES AND FITTINGS. IT SHOULD BE NOTED THAT SUBSTITUTE FIRE OR EQUIPMENT WITH ALTERNATE SPECIFICATIONS SHOULD NOT BE PROCURED PRIOR TO VALIDATING THOSE SPECIFICATIONS AGAINST THE ITEM CONTROL SCHEDULE AND DESIGN PROVISIONS IN THE MODEL. THIS OFFICE ACCEPTS RESPONSIBILITY FOR THE PROCUREMENT OF SUBSTITUTE FIRE AND EQUIPMENT WHICH HAS NOT BEEN REVIEWED AND VALIDATED AGAINST THE ORIGINAL DESIGN PROVISIONS.

**SERVICE POINTS DISCLAIMER**  
THE SERVICE POINTS IDENTIFIED ON THESE DRAWINGS HAVE BEEN OVERLAPPED FROM THE BUILDING SERVICES ENGINEERING MODEL, AND ARE PROVIDED FOR INFORMATION AND SET-OUT PURPOSES ONLY. WE HAVE BEEN ADVISED BY THE SERVICES ENGINEERS THAT THE POINTS REPRESENTED IN THESE DRAWINGS ARE CORRECT AT THE TIME OF PUBLICATION. THIS OFFICE DOES NOT WARRANT THE ACCURACY OF THIS DATA. REFER TO THE BUILDING SERVICES ENGINEERING DOCUMENTATION FOR THE NOTIFICATION OF THE SERVICE POINTS AND THE INTERFACE BETWEEN THE SERVICE POINTS AND THE RESPECTIVE ENGINEERING SYSTEMS.

**ISSUED FOR INFORMATION**  
ARCHITECTS

**STH BATESSMART.**  
 ABRN 21 134 476 205  
 LEVEL 4, 89 FINE STREET  
 SYDNEY NSW 2000, AUSTRALIA  
 PH: (02) 9550 9000 FAX: (02) 9550 9005  
 E: info@batesmart.com.au  
 43 BRISBANE STREET  
 SYDNEY NSW 2000  
 ABRN 68 067 493 966 PH: (02) 9264 5100  
 E: info@batesmart.com.au

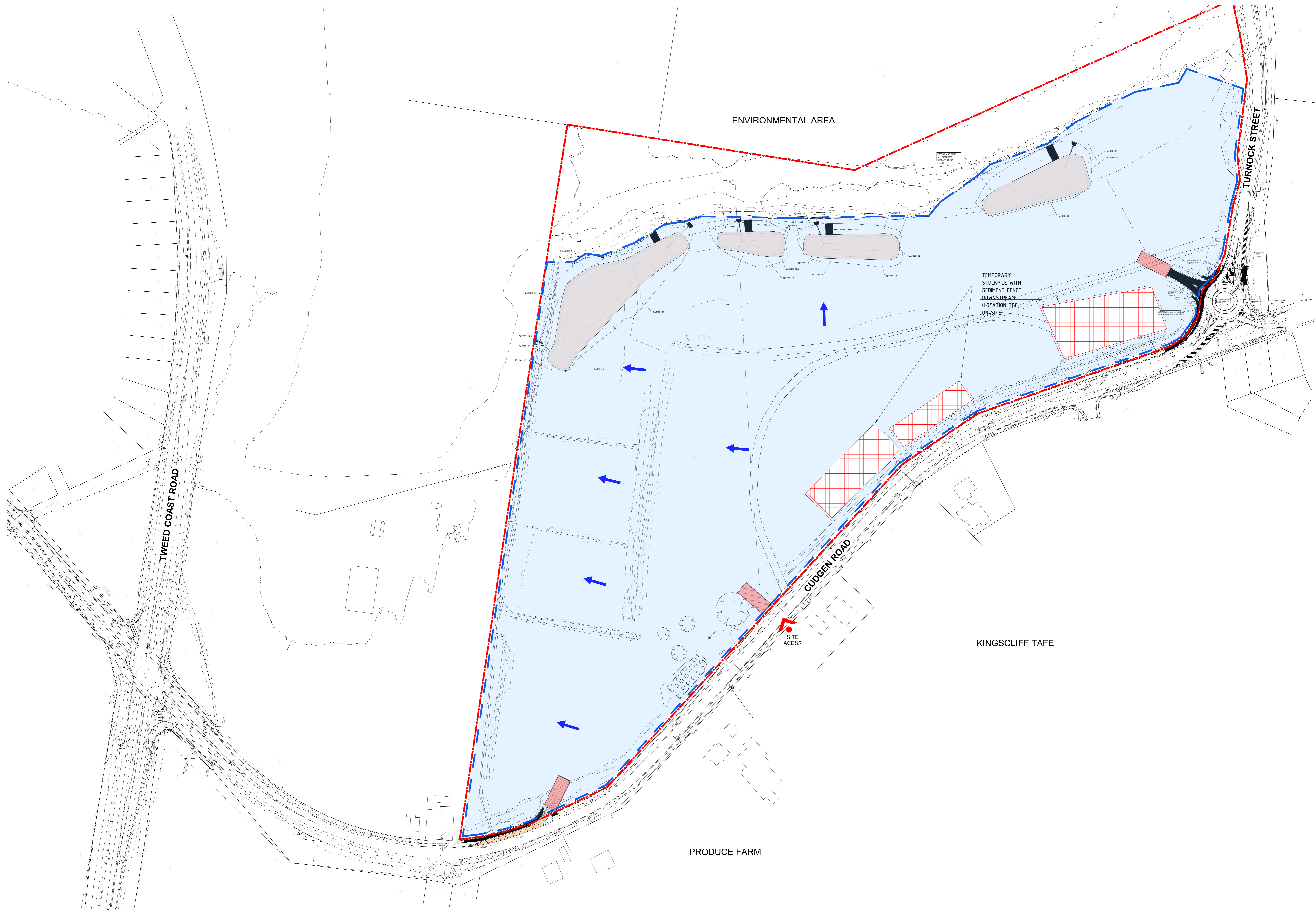
**TSA**  
MANAGEMENT

**NSW** Health Infrastructure Northern NSW Local Health District

**TWEED VALLEY HOSPITAL**

**EXISTING CONDITIONS SITE PLAN**

SCALE	DATE	DRAWN BY	CHECKED
1:1500@A0	22/01/2019	SL	AB
PROJECT No:	DRAWING No:	REVISION	
10363.00	AR-DWG-02-100	<b>03</b>	



REV	DESCRIPTION	DRN	DATE
01	ISSUED FOR INFORMATION	SL	22/01/2019
02	ISSUED FOR INFORMATION	SL	14/09/2018
03	ISSUED FOR INFORMATION	SL	13/09/2018
04	ISSUED FOR INFORMATION	SL	04/10/2018
05	ISSUED FOR INFORMATION	SL	22/01/2019

**LEGEND**

- - - SITE BOUNDARY
- SEDIMENT FENCE
- EARLY WORKS SITE AREA
- PRELIMINARY WORKS
- TEMPORARY STOCKPILE WITH SEDIMENT FENCE DOWNSTREAM (LOCATION TBC ON-SITE)
- TEMPORARY SHAKER RAMP FOR ENTRY / EXIT
- OVERLAND FLOW

REFER TO CIVIL ENGINEERING DRAWINGS FOR FURTHER INFORMATION

SEDIMENTATION BASINS TO BE PROVIDED WITH PRELIMINARY WORKS - LOCATIONS TBC ON-SITE

**COPYRIGHT**  
 ALL RIGHTS RESERVED. THIS WORK IS COPYRIGHT AND CANNOT BE REPRODUCED OR COPIED IN ANY FORM OR BY ANY MEANS (GRAPHIC, ELECTRONIC OR MECHANICAL, INCLUDING PHOTOCOPYING) WITHOUT THE WRITTEN PERMISSION OF THE PRINCIPAL UNDER THE TERMS OF THE CONTRACT. ANY LICENCE, EXPRESS OR IMPLIED, TO USE THE DOCUMENT FOR ANY PURPOSE WHATSOEVER IS RESTRICTED TO THE TERMS OF THE AGREEMENT OR IMPLIED AGREEMENT WITH THE PRINCIPAL UNDER THE TERMS OF THE CONTRACT.

**DIMENSIONS**  
 USE FIGURED DIMENSIONS. DO NOT SCALE. CONTRACTORS MUST VERIFY ALL DIMENSIONS ON THE SITE BEFORE COMMENCING ANY WORK OR MAKING ANY SHOP DRAWING WHICH MUST BE SUBMITTED AND REVIEWED BEFORE MANUFACTURE.

**FIXTURES, FITTINGS & EQUIPMENT SPECIFICATIONS**  
 SUBSTITUTE FREE EQUIPMENT SPECIFICATIONS  
 THE FREE DESIGN AND DOCUMENTATION HAS BEEN COMPLETED ON THE BASIS OF FREE AND EQUIPMENT ADVISED TO THIS OFFICE AT THE TIME OF BRIEFING THE DESIGN OF THE DESIGN PROVISIONS FOR FREE AND EQUIPMENT INCORPORATE SPATIAL, ALLOCATION, SERVICES, LOADING AND ACCESS CLEARANCES AND WHERE APPROPRIATE SERVICES REQUIREMENTS. WORKING IS REQUIRED FOR SUBSTITUTING, FIXTURES AND FITTINGS. IT SHOULD BE NOTED THAT SUBSTITUTE FREE OR EQUIPMENT WITH ALTERNATE SPECIFICATIONS SHOULD NOT BE PROCEED FROM VALIDATING THOSE SPECIFICATIONS AGAINST THE ITEM CONTROL SCHEDULE AND DESIGN PROVISIONS IN THE MODEL. THIS OFFICE ACCEPTS RESPONSIBILITY FOR THE PROCUREMENT OF SUBSTITUTE FREE AND EQUIPMENT WHICH HAS NOT BEEN REVIEWED AND VALIDATED AGAINST THE ORIGINAL DESIGN PROVISIONS.

**SERVICE POINTS DISCLAIMER**  
 THE SERVICE POINTS IDENTIFIED ON THESE DRAWINGS HAVE BEEN OVERLAYED FROM THE BUILDING SERVICES ENGINEERING MODEL, AND ARE PROVIDED FOR INFORMATION AND SET-OUT PURPOSES ONLY. WE HAVE BEEN ADVISED BY THE SERVICES ENGINEERS THAT THE POINTS REPRESENTED IN THESE DRAWINGS ARE CORRECT AT THE TIME OF PUBLICATION. THIS OFFICE DOES NOT WARRANT THE ACCURACY OF THIS DATA. REFER TO THE BUILDING SERVICES ENGINEERING DOCUMENTATION FOR THE NOTIFICATION OF THE SERVICE POINTS AND THE INTERFACE BETWEEN THE SERVICE POINTS AND THE RESPECTIVE ENGINEERING SYSTEMS.

**ISSUED FOR INFORMATION**

ARCHITECTS



ABN: 21 134 476 005  
 LEVEL 4, 88 YRDE STREET  
 SYDNEY NSW 2000, AUSTRALIA  
 PH: (02) 9599 9000 FAX: (02) 9599 9005  
 E: info@sths.com.au

43 BRISBANE STREET  
 QUINN HILLS, NSW 2213  
 ABN: 68 067 740 986 PH: (02) 5204 5100  
 E: info@batesmart.com.au

THIS ARCHITECTURAL DESIGN IS THE COPYRIGHT OF SHAW, THOMAS, HANLEY AND BATES SMART AND SHALL NOT BE REPRODUCED WITHOUT THEIR WRITTEN PERMISSION



PROJECT

**TWEED VALLEY HOSPITAL**

DRAWING TITLE

**STAGE 1 EARLY WORKS SITE PLAN**

SCALE DATE DRAWN BY CHECKED

1:1000@A0 22/01/2019 SL AB

PROJECT No: DRAWING No: REVISION

10363.00 AR-DWG-10-100 **05**



ENVIRONMENTAL AREA

TWEED VALLEY HOSPITAL

PUBLIC CARPARK

STAFF CARPARK

TEMPORARY CONSTRUCTION & LAYDOWN PARKING

SUPPORT

KINGSCLIFF TAFE

TEMPORARY CONSTRUCTION & LAYDOWN PARKING

PUBLIC CARPARK

STAFF CARPARK

PRODUCE FARM

TURNNOCK STREET

CUDGEN ROAD

ESSENTIAL ENERGY SWITCHING STATION

ROUNDBOUT UPGRADES & ENTRY PART OF PRELIMINARY WORKS

LEGEND

- SITE BOUNDARY
- MAXIMUM PLANNING ENVELOPE ABOVE GROUND LEVEL
- MAXIMUM PLANNING ENVELOPE BELOW GROUND LEVEL
- TEMPORARY CONSTRUCTION LAYDOWNS & PARKING
- INTERNAL CONSTRUCTION ACCESS
- INTERNAL CONSTRUCTION ACCESS, INCLUDES PRELIMINARY WORKS, ACCESS & STORMWATER MANAGEMENT

REV	DESCRIPTION	DATE
00	ISSUED FOR INFORMATION	20/09/2018
01	ISSUED FOR INFORMATION	22/01/2019

**COPYRIGHT**  
 ALL RIGHTS RESERVED. THIS WORK IS COPYRIGHT AND CANNOT BE REPRODUCED OR COPIED IN ANY FORM OR BY ANY MEANS (GRAPHIC, ELECTRONIC OR MECHANICAL, INCLUDING PHOTOCOPIING) WITHOUT THE WRITTEN PERMISSION OF THE PRINCIPAL UNDER THE TERMS OF THE CONTRACT. ANY LICENCE, EXPRESS OR IMPLIED, TO USE THE DOCUMENT FOR ANY PURPOSE WHATSOEVER IS RESTRICTED TO THE TERMS OF THE AGREEMENT OR IMPLIED AGREEMENT WITH THE PRINCIPAL UNDER THE TERMS OF THE CONTRACT.

**DIMENSIONS**  
 USE FIGURED DIMENSIONS, DO NOT SCALE. CONTRACTORS MUST VERIFY ALL DIMENSIONS ON THE SITE BEFORE COMMENCING ANY WORK OR MAKING ANY SHOP DRAWING WHICH MUST BE SUBMITTED AND REVIEWED BEFORE MANUFACTURE.

**FIXTURES, FITTINGS & EQUIPMENT SPECIFICATIONS**  
 SUBSTITUTE FF&E EQUIPMENT SPECIFICATIONS:  
 THE FIT-OUT DESIGN AND DOCUMENTATION HAS BEEN COMPLETED ON THE BASIS OF FF&E AND EQUIPMENT ADVISED TO THIS OFFICE AT THE TIME OF BRIEFING THE DESIGN. THE DESIGN PROVISIONS FOR FF&E AND EQUIPMENT INCORPORATES SPATIAL ALLOCATIONS, SERVICING, LOADING AND ACCESS CLEARANCES AND WHERE APPROPRIATE SERVICES REQUIREMENTS, HAVING DUE REGARD FOR SURROUNDING FIXTURES AND FITTINGS. IT SHOULD BE NOTED THAT SUBSTITUTE FF&E OR EQUIPMENT WITH ALTERNATE SPECIFICATIONS SHOULD NOT BE PROCURED PRIOR TO VALIDATING THOSE SPECIFICATIONS AGAINST THE ITEM CONTROL SCHEDULE AND DESIGN PROVISIONS IN THE MODEL. THIS OFFICE ACCEPTS NO RESPONSIBILITY FOR THE PROCUREMENT OF SUBSTITUTE FF&E AND EQUIPMENT WHICH HAS NOT BEEN REVIEWED AND VALIDATED AGAINST THE ORIGINAL DESIGN PROVISIONS.

**SERVICE POINTS DISCLAIMER**  
 THE SERVICE POINTS IDENTIFIED ON THESE DRAWINGS HAVE BEEN OVERLAYED FROM THE BUILDING SERVICES ENGINEERING MODEL, AND ARE PROVIDED FOR INFORMATION AND SET-OUT PURPOSES ONLY. WE HAVE BEEN ADVISED BY THE SERVICES ENGINEERS THAT THE POINTS REPRESENTED ON THESE DRAWINGS ARE CORRECT AT THE TIME OF PUBLICATION. THIS OFFICE DOES NOT WARRANT THE ACCURACY OF THIS DATA. REFER TO THE BUILDING SERVICES ENGINEERING DOCUMENTATION FOR THE INSTALLATION OF THE SERVICE POINTS, AND THE INTERFACE BETWEEN THE SERVICE POINTS AND THE RESPECTIVE ENGINEERING SYSTEMS.

ARCHITECTS

**STH BATESSMART.**

ABN: 21 134 476 065  
 LEVEL 4, 89 YORK STREET  
 SYDNEY NSW 2000, AUSTRALIA  
 PH: (02) 8299 4600 FAX: (03) 9885 2455  
 E: syd@batesmart.com.au

43 BRISBANE STREET,  
 SURRY HILLS, NSW 2010  
 ABN: 68 094 740 986 PH: (02) 8354 5100  
 E: syd@batesmart.com.au

THIS ARCHITECTURAL DESIGN IS THE COPYRIGHT OF SILVER THOMAS HANLEY AND BATES SMART AND SHALL NOT BE REPRODUCED WITHOUT THEIR WRITTEN PERMISSION

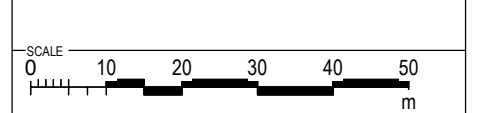
PROJECT MANAGER

**TSA**  
 MANAGEMENT

CLIENT

**NSW GOVERNMENT** | **Health Infrastructure** | **Health Northern NSW Local Health District**

PROJECT  
**TWEED VALLEY HOSPITAL**  
 771 Cudgen Road, Cudgen  
 DRAWING TITLE  
**STAGE 1 WORKS**



SCALE	DATE	DRAWN BY	CHECKED
1:2500@A3	22/01/2019	SL	AB
PROJECT No	DRAWING No	REVISION	
10363.00	AR-SKE-10-110	01	

BIM 360:/TVH/TVH\_BUILDING\_A18.rvt

**LANDSCAPE  
ARCHITECTURAL  
DRAWINGS**

# LANDSCAPE PROPOSAL







## TREE REMOVAL AND PRESERVATION PLAN

Hospital planning has focused development high on the site and with an appropriate offset from the northern bush covered wetland to ensure it is undisturbed.

Existing windbreak planting to Cudgen Rd is proposed for retention where possible to mitigate visual impacts of the development and spray drift from adjacent farmland. Removal of vegetation is required in some locations to accommodate road widening, new entry roadways, and easements. Vegetated buffer zones along Cudgen Rd will be designed to supplement the existing buffer planting.

Existing trees will be retained wherever possible, and integrated as landscape features of the development.

### LEGEND

-  Existing trees to be retained.  
(TPZ in accordance with arborist report and AS 4970-2009)
-  Existing Fruit Tree Orchard to be retained
-  Existing trees to be removed  
(due to development footprint and road works)
-  High retention value tree - to be retained  
(TPZ in accordance with arborist report and AS 4970-2009)
-  Moderate retention value tree - to be retained if possible, pending detail civil roadworks design
-  Moderate retention value tree - to be removed

