

Sydney Metro Martin Place Integrated Station Development South Tower

Stage 2 SSD DA - RTS Drawing Register			
Document Prefix	Sheet Number	Sheet Name	Current Revision
CSWSMP-MAC-SMS-AT-DRG-DA-	000000	Cover Sheet	K
CSWSMP-MAC-SMS-AT-DRG-DA-	109805	Location Plan	D
CSWSMP-MAC-SMS-AT-DRG-DA-	109806	Site Plan - Roof Plan	D
CSWSMP-MAC-SMS-AT-DRG-DA-	109808	Precinct Plan - Ground Plane	D
CSWSMP-MAC-SMS-AT-DRG-DA-	159801	Precinct Section	H
CSWSMP-MAC-SMS-AT-DRG-DA-	300000	Level 00 Plan	L
CSWSMP-MAC-SMS-AT-DRG-DA-	300100	Level 01 Plan	H
CSWSMP-MAC-SMS-AT-DRG-DA-	300200	Level 02 Plan	J
CSWSMP-MAC-SMS-AT-DRG-DA-	300300	Level 03 Plan	B
CSWSMP-MAC-SMS-AT-DRG-DA-	300400	Level 04 Plan	B
CSWSMP-MAC-SMS-AT-DRG-DA-	300500	Level 05 Plan	B
CSWSMP-MAC-SMS-AT-DRG-DA-	300600	Level 06 Plan	B
CSWSMP-MAC-SMS-AT-DRG-DA-	300700	Level 07 Plan	J
CSWSMP-MAC-SMS-AT-DRG-DA-	300800	Level 08 Plan	J
CSWSMP-MAC-SMS-AT-DRG-DA-	300900	Level 09 Plan	J
CSWSMP-MAC-SMS-AT-DRG-DA-	301000	Level 10 Plan	K
CSWSMP-MAC-SMS-AT-DRG-DA-	301100	Level 11-12 Typical Plan	L
CSWSMP-MAC-SMS-AT-DRG-DA-	301300	Level 13-26 Typical Plan	G
CSWSMP-MAC-SMS-AT-DRG-DA-	302700	Level 27 Plan	J
CSWSMP-MAC-SMS-AT-DRG-DA-	302800	Level 28 Plan	L
CSWSMP-MAC-SMS-AT-DRG-DA-	302900	Level 29 Plan	L
CSWSMP-MAC-SMS-AT-DRG-DA-	303000	Roof Plan	K
CSWSMP-MAC-SMS-AT-DRG-DA-	306000	Level Mezzanine Plan	L
CSWSMP-MAC-SMS-AT-DRG-DA-	308000	Level LG Plan	L
CSWSMP-MAC-SMS-AT-DRG-DA-	308100	Level B1 Plan - Upper Concourse	D
CSWSMP-MAC-SMS-AT-DRG-DA-	308200	Level B2 Plan - Lower Concourse	D
CSWSMP-MAC-SMS-AT-DRG-DA-	308300	Level B3 - Metro Station Plant	D
CSWSMP-MAC-SMS-LA-DRG-DA-	300900	L09 Terrace Landscape Plan	D
CSWSMP-MAC-SMS-AT-DRG-DA-	400100	East Elevation	Q
CSWSMP-MAC-SMS-AT-DRG-DA-	400200	North Elevation	N
CSWSMP-MAC-SMS-AT-DRG-DA-	400300	West Elevation	P
CSWSMP-MAC-SMS-AT-DRG-DA-	400400	South Elevation	M
CSWSMP-MAC-SMS-AT-DRG-DA-	500100	Section - 01	J
CSWSMP-MAC-SMS-AT-DRG-DA-	500200	Section - 02	H

7/20/2020 10:20:11 AM



Rev	App	Ckd	Revision or reason for issue	Date
0	AC	MC	STAGE II SSDA - DRAFT ISSUE	29.06.2018
1	AC	MC	STAGE II SSDA - DRAFT ISSUE	30.07.2018
2	AC	MC	STAGE II SSDA - DRAFT ISSUE	03.08.2018
3	AC	MC	STAGE II SSDA - DRAFT ISSUE	09.08.2018
A	AC	MC	STAGE II SSDA - DRAFT ISSUE	10.08.2018
B	AC	MC	STAGE II SSDA	23.08.2018
C	AC	MC	UPDATED STAGE II DA DRAFT	09.04.2019
D	AC	MC	UPDATED RESPONSE TO SUBMISSIONS	31.05.2019

Legend
CSA Areas (not for approval)
Site Boundary

Scale / North Point
1:1000 @ A1, 1:2000 @ A3
0 10 20 30 50
General Notes
Do not scale from drawing. Use marked dimensions. To be read in conjunction with all other Consultant's drawings. The Architect to be immediately notified of any discrepancies. Copyright on this drawing retained by the Architect.

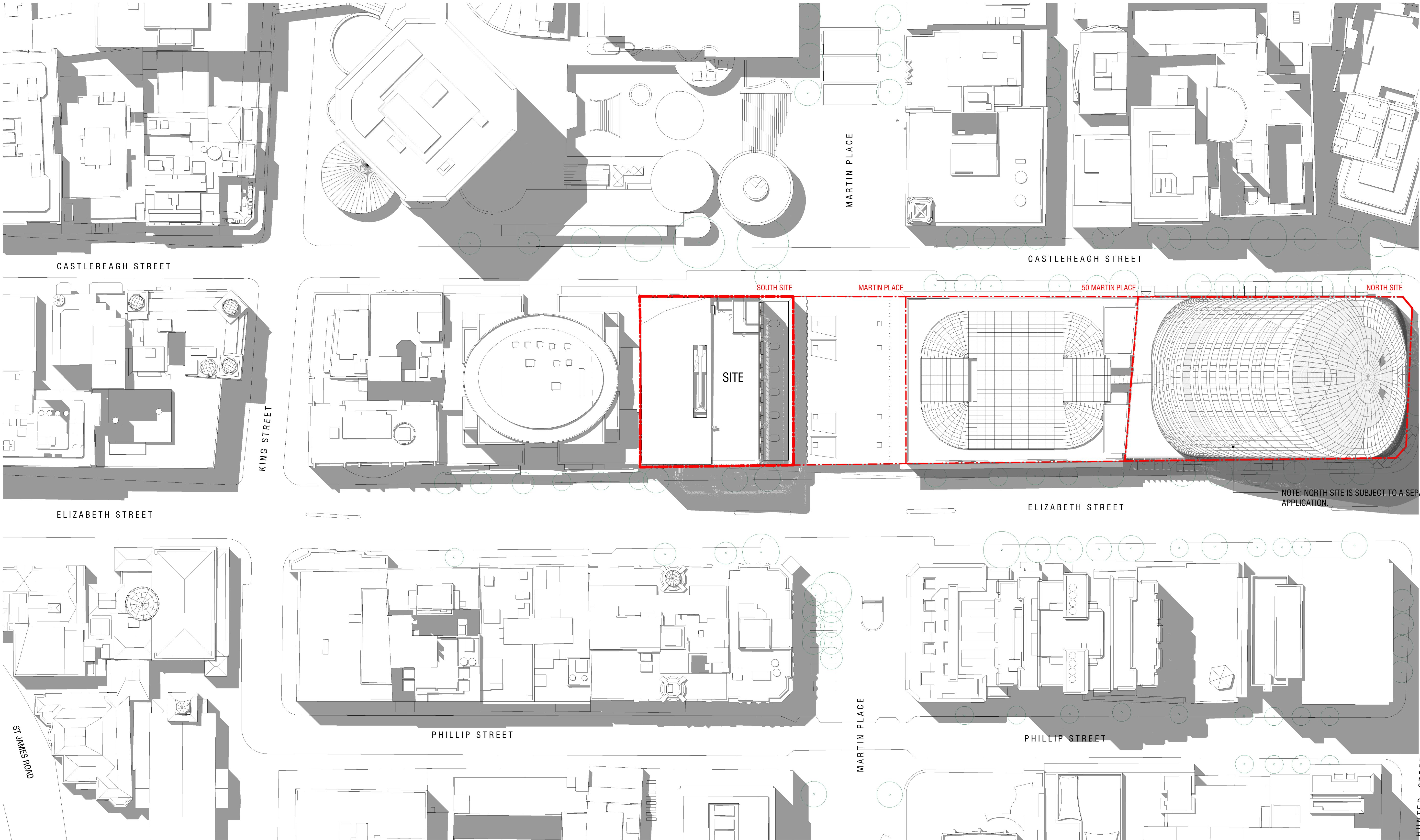
Notes
This architectural package describes metro-related areas. Refer to Tzannes for South OSD and JPW for North OSD.
CSA detail is indicative and subject to separate approval.
Final OSD detail on station levels is subject to issue of the relevant construction certificate and approved Station Design and Precinct Plan
Street trees, furniture, and other public domain elements within the precinct are indicative only and are subject to relevant approvals and detailed coordination with new and existing underground utilities and infrastructure.

Authoring Organisation
GRIMSHAW
Grimshaw
Level 2, 333 George Street, Sydney
New South Wales 2000 Australia
Telephone +61 2 9253 0200
Email info@grimshaw-architects.com

Architect
Tzannes
Tzannes
63 Myrtle Street, Chippendale
New South Wales 2008 Australia
Telephone +61 2 9319 3744
Email tzannes@tzannes.com.au

Project Title
SYDNEY METRO MARTIN PLACE - integrated station development
Client
Macquarie Group Ltd
50 Martin Place, Sydney
New South Wales 2000 Australia
Telephone +61 2 8232 3333
Email: www.macquarie.com

Drawing Title
LOCATION PLAN
Status
STAGE II SSDA
Drawing Number
CSWSMP- MAC- SMS- AT- DRG- DA- 109805_D
Revision
D



Rev	App	Ckd	Revision or reason for issue	Date
0	AC	MC	STAGE II SSDA - DRAFT ISSUE	29.06.2018
1	AC	MC	STAGE II SSDA - DRAFT ISSUE	30.07.2018
2	AC	MC	STAGE II SSDA - DRAFT ISSUE	03.08.2018
3	AC	MC	STAGE II SSDA - DRAFT ISSUE	09.08.2018
A	AC	MC	STAGE II SSDA - DRAFT ISSUE	10.08.2018
B	AC	MC	STAGE II SSDA	23.08.2018
C	AC	MC	UPDATED STAGE II DA DRAFT	09.04.2019
D	AC	MC	UPDATED RESPONSE TO SUBMISSIONS	31.05.2019

Legend
CSSI Areas (not for approval)
Site Boundary

Scale / North Point
1:500 @ A1, 1:1000 @ A3
0 5 10 15 25
General Notes
Do not scale from drawing. Use marked dimensions. To be read in conjunction with all other Consultant's drawings. The Architect to be immediately notified of any discrepancies. Copyright on this drawing retained by the Architect.

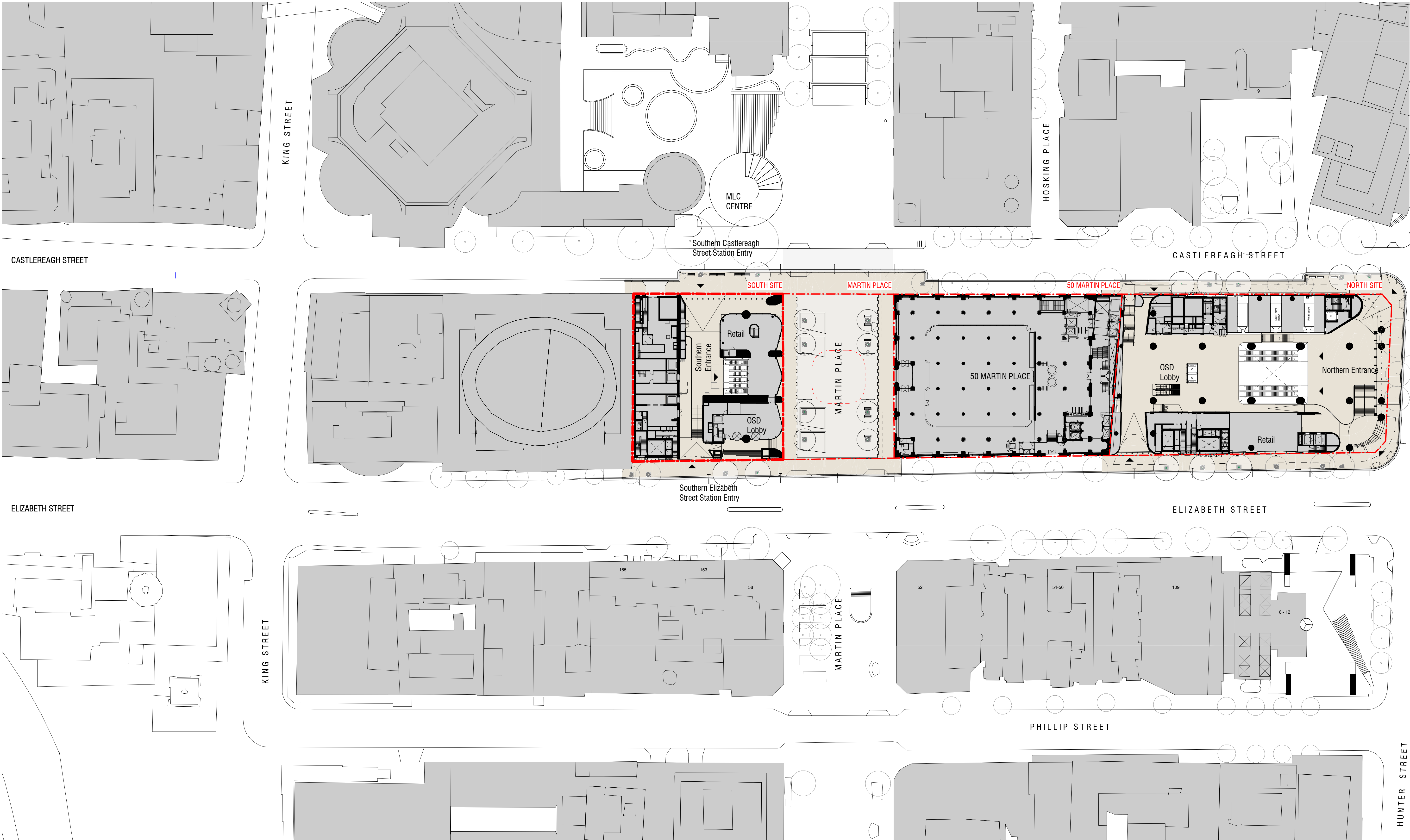
Notes
This architectural package describes metro-related areas. Refer to Tzannes for South OSD and JPW for North OSD.
CSSI detail is indicative and subject to separate approval.
Final OSD detail on station levels is subject to issue of the relevant construction certificate and approved Station Design and Precinct Plan
Street trees, furniture, and other public domain elements within the precinct are indicative only and are subject to relevant approvals and detailed coordination with new and existing underground utilities and infrastructure.

Authoring Organisation
GRIMSHAW
Grimshaw Level 2, 333 George Street, Sydney New South Wales 2000 Australia
Telephone +61 2 9253 0200 Email info@grimshaw-architects.com

Architect
Tzannes
Tzannes 63 Myrtle Street, Chippendale New South Wales 2000 Australia
Telephone +61 2 9319 3744 Email tzannes@tzannes.com.au

Project Title
SYDNEY METRO MARTIN PLACE - integrated station development
Client Macquarie Group Ltd 50 Martin Place, Sydney New South Wales 2000 Australia
Telephone +61 2 8232 3333 Email: www.macquarie.com

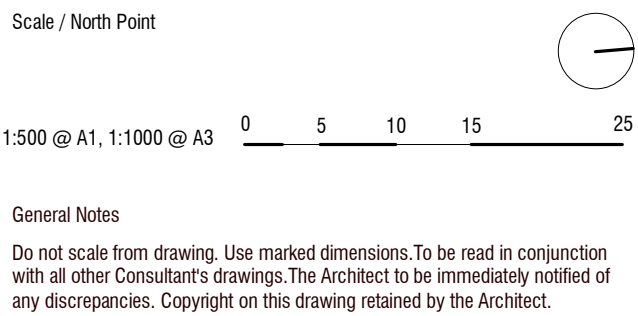
Drawing Title
SITE PLAN - ROOF PLAN
Status STAGE II SSDA
Revision D
Drawing Number CSWSMP- MAC- SMS- AT- DRG- DA- 109806 _D



NOTE: CSSI demarcation hatching not shown on this drawing to improve legibility at this scale

Rev	App	Ckd	Revision or reason for issue	Date
0	AC	MC	STAGE II SSDA - DRAFT ISSUE	29.06.2018
1	AC	MC	STAGE II SSDA - DRAFT ISSUE	30.07.2018
2	AC	MC	STAGE II SSDA - DRAFT ISSUE	03.08.2018
3	AC	MC	STAGE II SSDA - DRAFT ISSUE	09.08.2018
A	AC	MC	STAGE II SSDA - DRAFT ISSUE	10.08.2018
B	AC	MC	STAGE II SSDA	23.08.2018
C	AC	MC	UPDATED STAGE II DA DRAFT	09.04.2019
D	AC	MC	UPDATED RESPONSE TO SUBMISSIONS	31.05.2019

Legend
CSSI Areas (not for approval)
Site Boundary



Notes

This architectural package describes metro-related areas. Refer to Tzannes for South OSD and JPW for North OSD.

CSSI detail is indicative and subject to separate approval.

Final OSD detail on station levels is subject to issue of the relevant construction certificate and approved Station Design and Precinct Plan

Street trees, furniture, and other public domain elements within the precinct are indicative only and are subject to relevant approvals and detailed coordination with new and existing underground utilities and infrastructure.

Authoring Organisation

GRIMSHAW

Grimshaw
Level 2, 333 George Street, Sydney
New South Wales 2000 Australia

Telephone +61 2 9253 0200
Email info@grimshaw-architects.com

Architect

Tzannes

Tzannes
63 Myrtle Street, Chippendale
New South Wales 2000 Australia

Telephone +61 2 9319 3744
Email tzannes@tzannes.com.au

Project Title

**SYDNEY METRO MARTIN PLACE -
integrated station development**

Client
Macquarie Group Ltd
50 Martin Place, Sydney
New South Wales 2000 Australia

Telephone +61 2 8232 3333
Email: www.macquarie.com


Drawing Title

PRECINCT PLAN - GROUND PLANE

Status
STAGE II SSDA

Drawing Number
CSWSMP- MAC- SMS- AT- DRG- DA- 109808 _D

Revision
D



Rev	App	Ckd	Revision or reason for issue	Date
0	AC	MC	STAGE II SSDA - DRAFT ISSUE	29.06.2018
1	AC	MC	STAGE II SSDA - DRAFT ISSUE	30.07.2018
2	AC	MC	STAGE II SSDA - DRAFT ISSUE	03.08.2018
3	AC	MC	STAGE II SSDA - DRAFT ISSUE	09.08.2018
A	AC	MC	STAGE II SSDA - DRAFT ISSUE	10.08.2018
B	AC	MC	STAGE II SSDA - DRAFT ISSUE	13.08.2018
C	AC	MC	STAGE II SSDA - DRAFT ISSUE	14.08.2018
D	AC	MC	STAGE II SSDA - DRAFT ISSUE	15.08.2018
E	AC	MC	STAGE II SSDA	23.08.2018
F	AC	MC	UPDATED STAGE II DA DRAFT	09.04.2019
G	AC	MC	UPDATED RESPONSE TO SUBMISSIONS	31.05.2019

Legend
South Tower (indicative)

Scale / North Point
1:500 @ A1, 1:1000 @ A3
0 5 10 15 25
General Notes
Do not scale from drawing. Use marked dimensions. To be read in conjunction with all other Consultant's drawings. The Architect to be immediately notified of any discrepancies. Copyright on this drawing retained by the Architect.

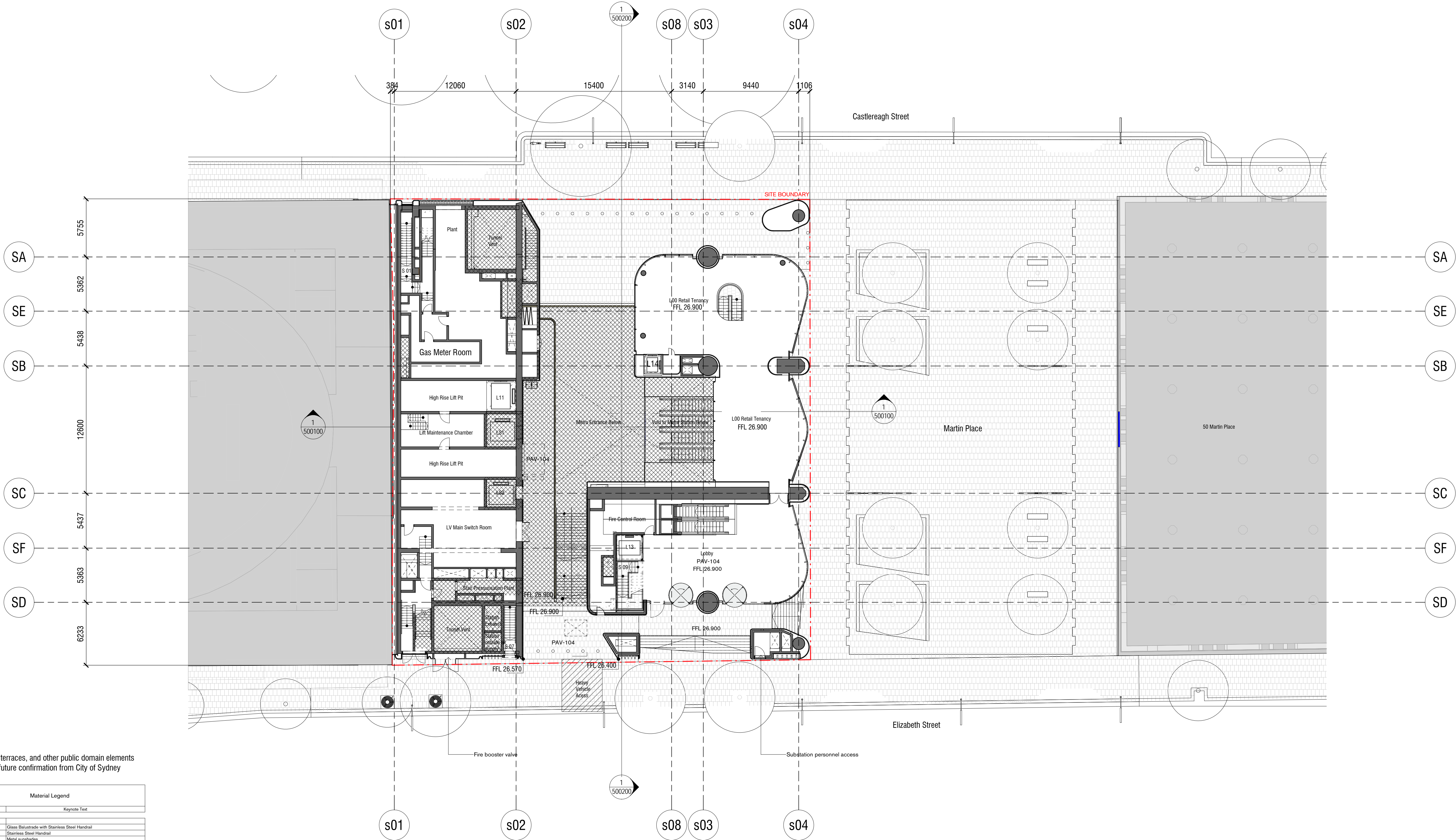
Notes
This architectural package describes metro-related areas. Refer to Tzannes for South OSD and JPW for North OSD.
CSI detail is indicative and subject to separate approval.
Final OSD detail on station levels is subject to issue of the relevant construction certificate and approved Station Design and Precinct Plan
Street trees, furniture, and other public domain elements within the precinct are indicative only and are subject to relevant approvals and detailed coordination with new and existing underground utilities and infrastructure.

Authoring Organisation
GRIMSHAW
Grimshaw
Level 2, 333 George Street, Sydney
New South Wales 2000 Australia
Telephone +61 2 9253 0200
Email info@grimshaw-architects.com

Architect
Tzannes
Tzannes
63 Myrtle Street, Chippendale
New South Wales 2008 Australia
Telephone +61 2 9319 3744
Email tzannes@tzannes.com.au

Project Title
SYDNEY METRO MARTIN PLACE - integrated station development
Client
Macquarie Group Ltd
50 Martin Place, Sydney
New South Wales 2000 Australia
Telephone +61 2 8232 3333
Email www.macquarie.com

Drawing Title
PRECINCT SECTION
Status
STAGE II SSDA
Drawing Number
CSWSMP- MAC- SMS- AT- DRG- DA- 159801_H
Revision
H



NOTES:
Tree location, terraces, and other public domain elements are subject to future confirmation from City of Sydney

Material Legend	
Key Value	Keynote Text
AMH-107	Glass Balustrade with Stainless Steel Handrail
BAL-115	Stainless Steel Handrail
BAL-201	Stainless Steel Handrail
CAV-122	Metall sunshades
CLG-102	Suspended moisture resistant plasterboard ceiling
DOR-201	Tilt-up Door
ELG-202	Profiled Aluminum Facade Cladding
ELG-205	Aluminum Sheet Facade Cladding
ELG-402	Stone Cladding - Large Format Granite (Polished)
ELG-404	Stone Cladding - Large Format Granite (Honed)
ELG-406	Stone Baguette Cladding
ELG-501	Ceramic Cladding Tile - Type 1 (Gloss)
ELG-502	Ceramic Cladding Tile - Type 2 (Mat)
ELG-503	Ceramic Cladding Tile - Type 3 (Mat Type 2)
GLS-107	Facade Glazing - Single Glazing
GLS-108	Facade Glazing - Double Glazing
GLS-109	Facade Glazing - Colouback Double Glazing
GLS-600	SPECIALIST LINING (TERRACOTTA, GRC, MOULDING)
INS-202	Thermal Insulation (Soffits)
PAV-104	Stone Modular Paving 1
PAV-111	Stone Modular Paving 6 - City of Sydney Paving (Honed)
SCN-109	Metall Louvre Screen

Rev	App	Ckd	Revision or reason for issue	Date	Legend
C	KT		Stage 2 DA Draft	10/07/18	
D	KT		Stage 2 DA	18/07/18	
E	KT		Stage 2 DA	01/08/18	
F	KT		Stage II SSDA	03/08/18	
G	AB		Stage II SSDA	08/08/18	
H	KT		Stage II SSDA	10/08/18	
J	KT		Stage II SSDA	22/08/18	
K	AB		Stage II SSDA RTS	01/05/19	
L	AB		Stage II SSDA RTS	30/05/19	

CSA Areas (not for approval)

CSA detail is indicative and subject to separate approval.

Final OSD detail on station levels is subject to issue of the relevant construction certificate and approved Station Design and Precinct Plan.

Scale / North Point

1:200 @ A1, 1:400 @ A3

General Notes
Do not scale from drawing. Use marked dimensions. To be read in conjunction with all other Consultant's drawings. The Architect to be immediately notified of any discrepancies. Copyright on this drawing retained by the Architect.

Notes

This architectural package describes the South Tower. Refer to Grimshaw for Metro and JPW for North Tower

Disclaimer

Street trees, furniture and other public domain elements within the precinct are indicative only and are subject to relevant approvals and detailed coordination with new and existing underground utilities and infrastructure.

Architect

GRIMSHAW

Grimshaw
Level 5, 333 George Street, Sydney
New South Wales 2000 Australia
Telephone + +61 2 9253 0200
Email info@grimshaw-architects.com

Authoring Organisation

Tzannes

Tzannes
Level 5, 2-12 Foveaux Street, Surry Hills
New South Wales 2010 Australia
Telephone + +61 2 9319 3744
Email tzannes@tzannes.com.au

Project Title
**SYDNEY METRO MARTIN PLACE
INTEGRATED STATION DEVELOPMENT**

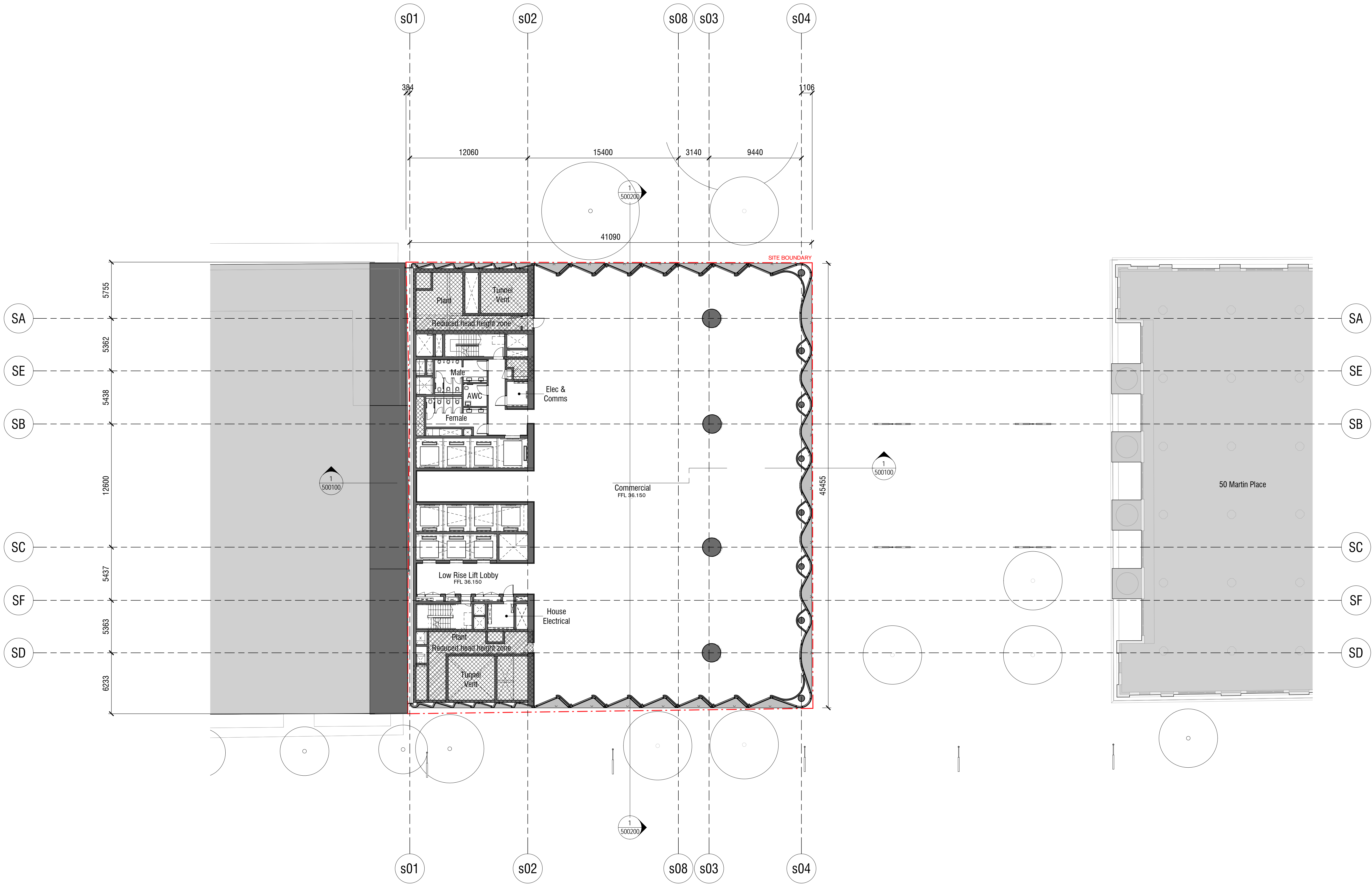


Client
Macquarie Group Ltd
50 Martin Place, Sydney
New South Wales 2000 Australia
Telephone + +61 2 8232 3333
Email www.macquarie.com

Drawing Title
Level 00 Plan

Status
Updated RTS
Drawing Number
CSWSMP-MAC-SMS-AT-DRG-DA-300000

Revision
L



Rev	App	Ckd	Revision or reason for issue	Date	Legend
A	KT		Stage 2 DA DRAFT	29/06/18	
B	KT		Stage 2 DA DRAFT	03/07/18	
C	KT		Stage 2 DA	18/07/18	
D	KT		Stage 2 DA	01/08/18	
E	KT		Stage II SSDA	03/08/18	
F	KT		Stage II SSDA	22/08/18	
G	AB		Stage II SSDA RTS	01/05/19	
H	AB		Stage II SSDA RTS	30/05/19	

CSST Areas (not for approval)

CSST detail is indicative and subject to separate approval.

Final OSD detail on station levels is subject to issue of the relevant construction certificate and approved Station Design and Precinct Plan.

Scale / North Point

1:200 @ A1, 1:400 @ A3

General Notes

Do not scale from drawing. Use marked dimensions. To be read in conjunction with all other Consultant's drawings. The Architect to be immediately notified of any discrepancies. Copyright on this drawing retained by the Architect.

Notes

This architectural package describes the South Tower. Refer to Grimshaw for Metro and JPW for North Tower

Architect

GRIMSHAW

Grimshaw
Level 2, 333 George Street, Sydney
New South Wales 2000 Australia

Telephone + +61 2 9253 0200
Email info@grimshaw-architects.com

Authoring Organisation

Tzannes

Tzannes
Level 5, 2-12 Foveaux Street, Surry Hills
New South Wales 2000 Australia

Telephone +61 2 9319 3744
Email tzannes@tzannes.com.au

Project Title
**SYDNEY METRO MARTIN PLACE
INTEGRATED STATION DEVELOPMENT**

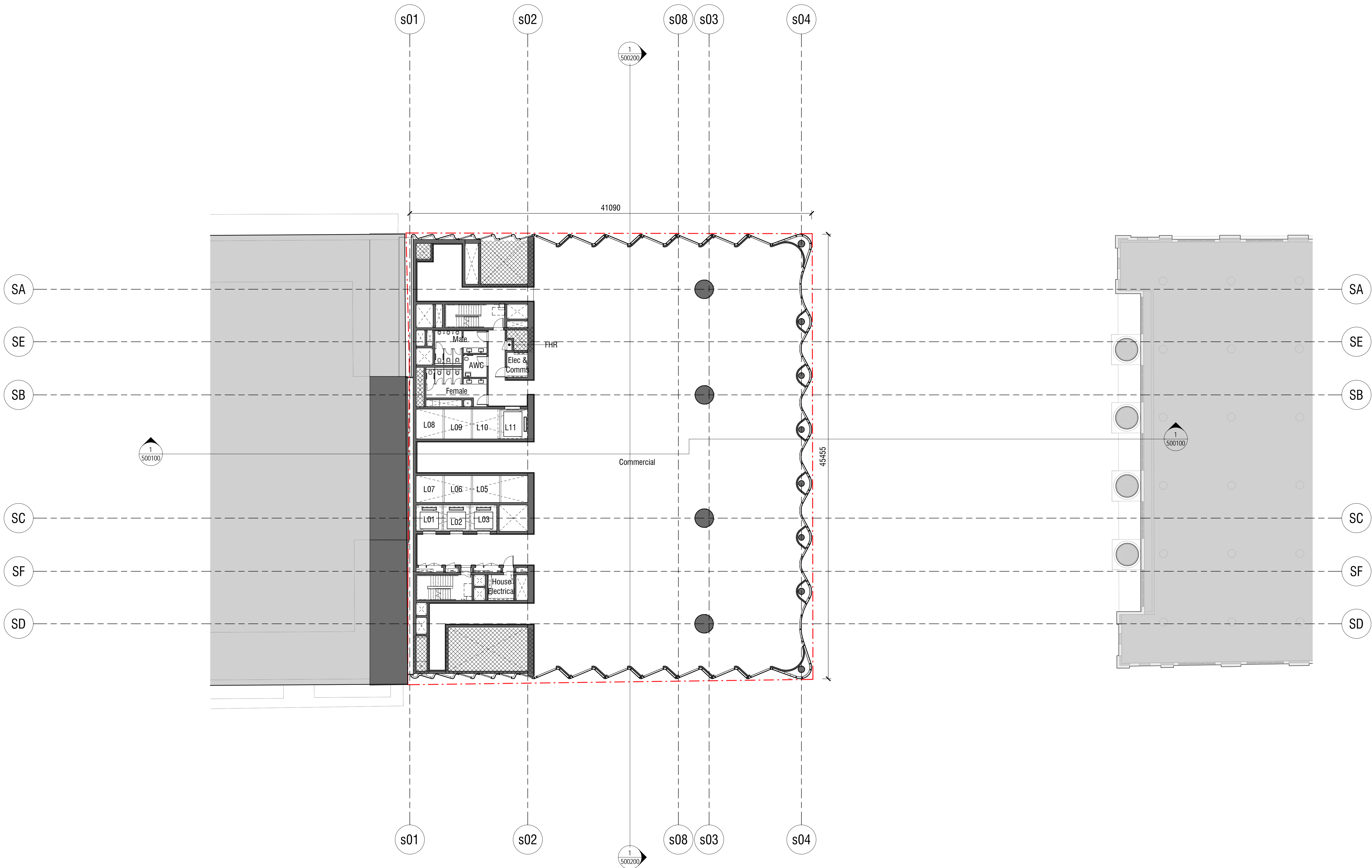


Client
Macquarie Group Ltd
50 Martin Place, Sydney
New South Wales 2000 Australia
Telephone +61 2 8232 3333
Email: www.macquarie.com

Drawing Title
Level 01 Plan

Status
Updated Rts
Drawing Number
CSWSMP-MAC-SMS-AT-DRG-DA-300100

Revision
H



Rev	App	Ckd	Revision or reason for issue	Date	Legend
A	KT		FOR NLA MEASURE ONLY	04/09/19	
B	AB		Stage II SSDA RTS	30/05/19	

CSOI Areas (not for approval)

CSOI detail is indicative and subject to separate approval.

Final OSD detail on station levels is subject to issue of the relevant construction certificate and approved Station Design and Precinct Plan.

Scale / North Point

1:200 @ A1, 1:400 @ A3

General Notes

Do not scale from drawing. Use marked dimensions. To be read in conjunction with all other Consultant's drawings. The Architect to be immediately notified of any discrepancies. Copyright on this drawing retained by the Architect.

Notes

This architectural package describes the South Tower. Refer to Grimshaw for Metro and JPW for North Tower

Architect

GRIMSHAW

Grimshaw
Level 2, 333 George Street, Sydney
New South Wales 2000 Australia

Telephone + +61 2 9253 0200
Email info@grimshaw-architects.com

Authoring Organisation

Tzannes

Tzannes
Level 5, 2-12 Foveaux Street, Surry Hills
New South Wales 2000 Australia

Telephone +61 2 9319 3744
Email tzannes@tzannes.com.au

Project Title
**SYDNEY METRO MARTIN PLACE
INTEGRATED STATION DEVELOPMENT**



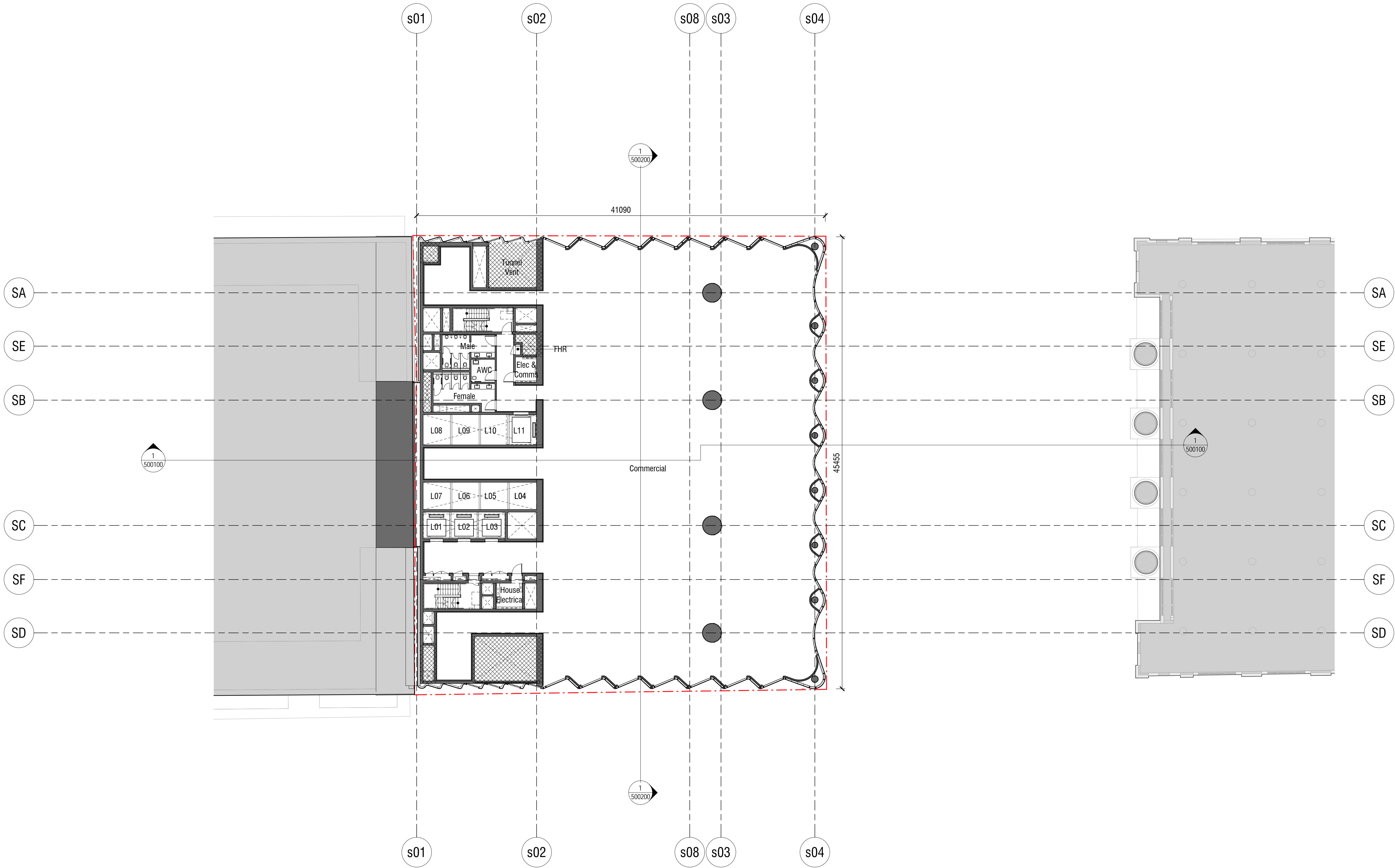
Client
Macquarie Group Ltd
50 Martin Place, Sydney
New South Wales 2000 Australia
Telephone +61 2 8232 3333
Email www.macquarie.com

Drawing Title
Level 03 Plan

Status
Updated RTS

Drawing Number
CSWSMP-MAC-SMS-AT-DRG-DA-300300

Revision
B



Rev	App	Ckd	Revision or reason for issue	Date	Legend
A	KT		FOR NLA MEASURE ONLY	04/09/19	
B	AB		Stage II SSDA RTS	30/05/19	

CSOI Areas (not for approval)

CSOI detail is indicative and subject to separate approval.

Final OSD detail on station levels is subject to issue of the relevant construction certificate and approved Station Design and Precinct Plan.

Scale / North Point

1:200 @ A1, 1:400 @ A3

General Notes

Do not scale from drawing. Use marked dimensions. To be read in conjunction with all other Consultant's drawings. The Architect to be immediately notified of any discrepancies. Copyright on this drawing retained by the Architect.

Notes

This architectural package describes the South Tower. Refer to Grimshaw for Metro and JPW for North Tower

Architect

GRIMSHAW

Grimshaw
Level 2, 333 George Street, Sydney
New South Wales 2000 Australia

Telephone + +61 2 9253 0200
Email info@grimshaw-architects.com

Authoring Organisation

Tzannes

Tzannes
Level 5, 2-12 Foveaux Street, Surry Hills
New South Wales 2010 Australia

Telephone +61 2 9319 3744
Email tzannes@tzannes.com.au

Project Title
**SYDNEY METRO MARTIN PLACE
INTEGRATED STATION DEVELOPMENT**



Client
Macquarie Group Ltd
50 Martin Place, Sydney
New South Wales 2000 Australia

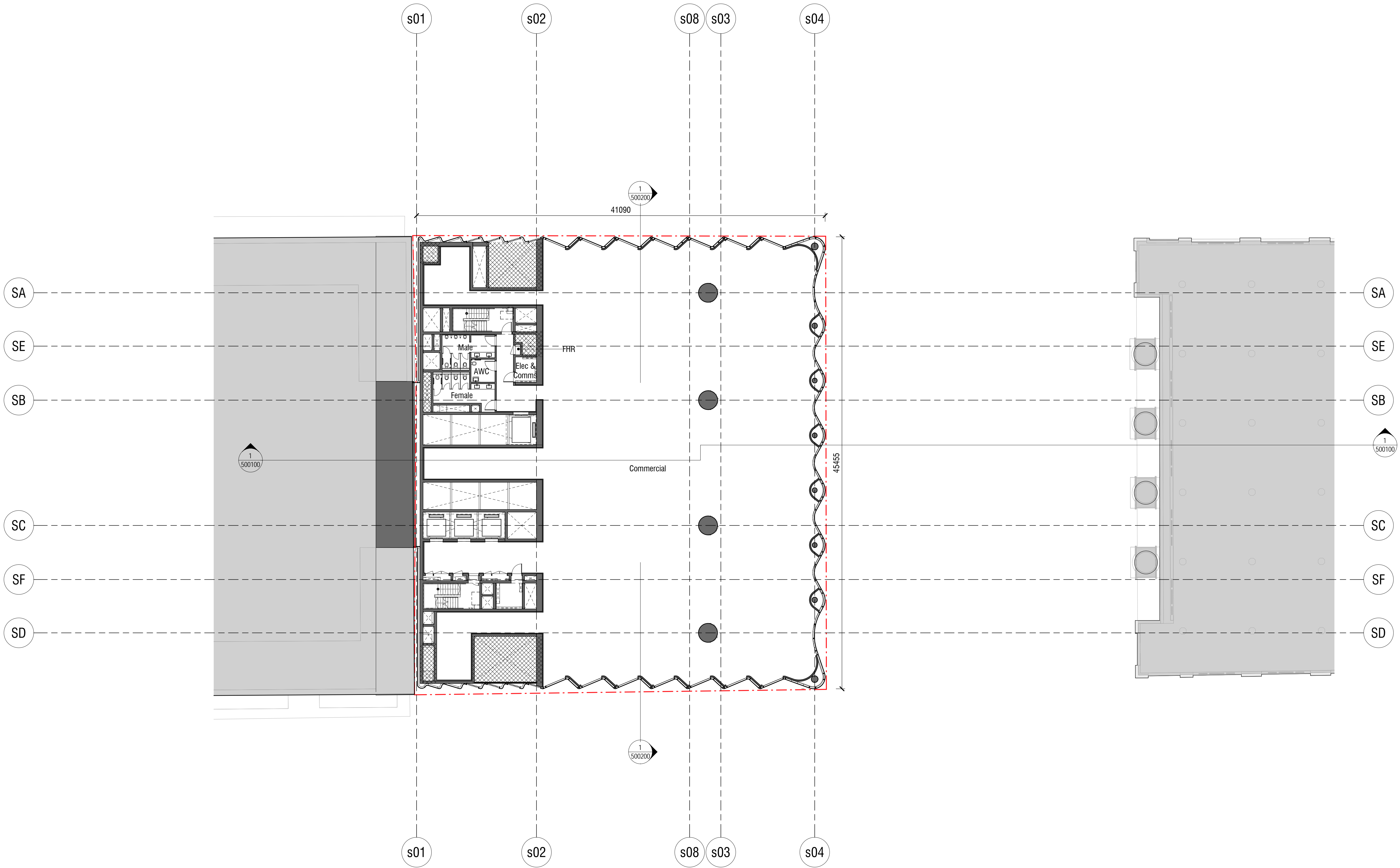
Telephone +61 2 8232 3333
Email www.macquarie.com

Drawing Title
Level 04 Plan

Status
Updated Rts

Drawing Number
CSWSMP-MAC-SMS-AT-DRG-DA-300400

Revision
B



Rev	App	Ckd	Revision or reason for issue	Date	Legend
A	KT		FOR NLA MEASURE ONLY	04/09/18	
B	AB		Stage II SSDA RTS	30/05/19	

CSOI Areas (not for approval)

CSOI detail is indicative and subject to separate approval.

Final OSO detail on station levels is subject to issue of the relevant construction certificate and approved Station Design and Precinct Plan.

Scale / North Point

1:200 @ A1, 1:400 @ A3

General Notes

Do not scale from drawing. Use marked dimensions. To be read in conjunction with all other Consultant's drawings. The Architect to be immediately notified of any discrepancies. Copyright on this drawing retained by the Architect.

Notes

This architectural package describes the South Tower. Refer to Grimshaw for Metro and JPW for North Tower

Architect

GRIMSHAW

Grimshaw
Level 2, 333 George Street, Sydney
New South Wales 2000 Australia

Telephone + +61 2 9253 0200
Email info@grimshaw-architects.com

Authoring Organisation

Tzannes

Tzannes
Level 5, 2-12 Foveaux Street, Surry Hills
New South Wales 2010 Australia

Telephone +61 2 9319 3744
Email tzannes@tzannes.com.au

Project Title
**SYDNEY METRO MARTIN PLACE
INTEGRATED STATION DEVELOPMENT**



Client
Macquarie Group Ltd
50 Martin Place, Sydney
New South Wales 2000 Australia

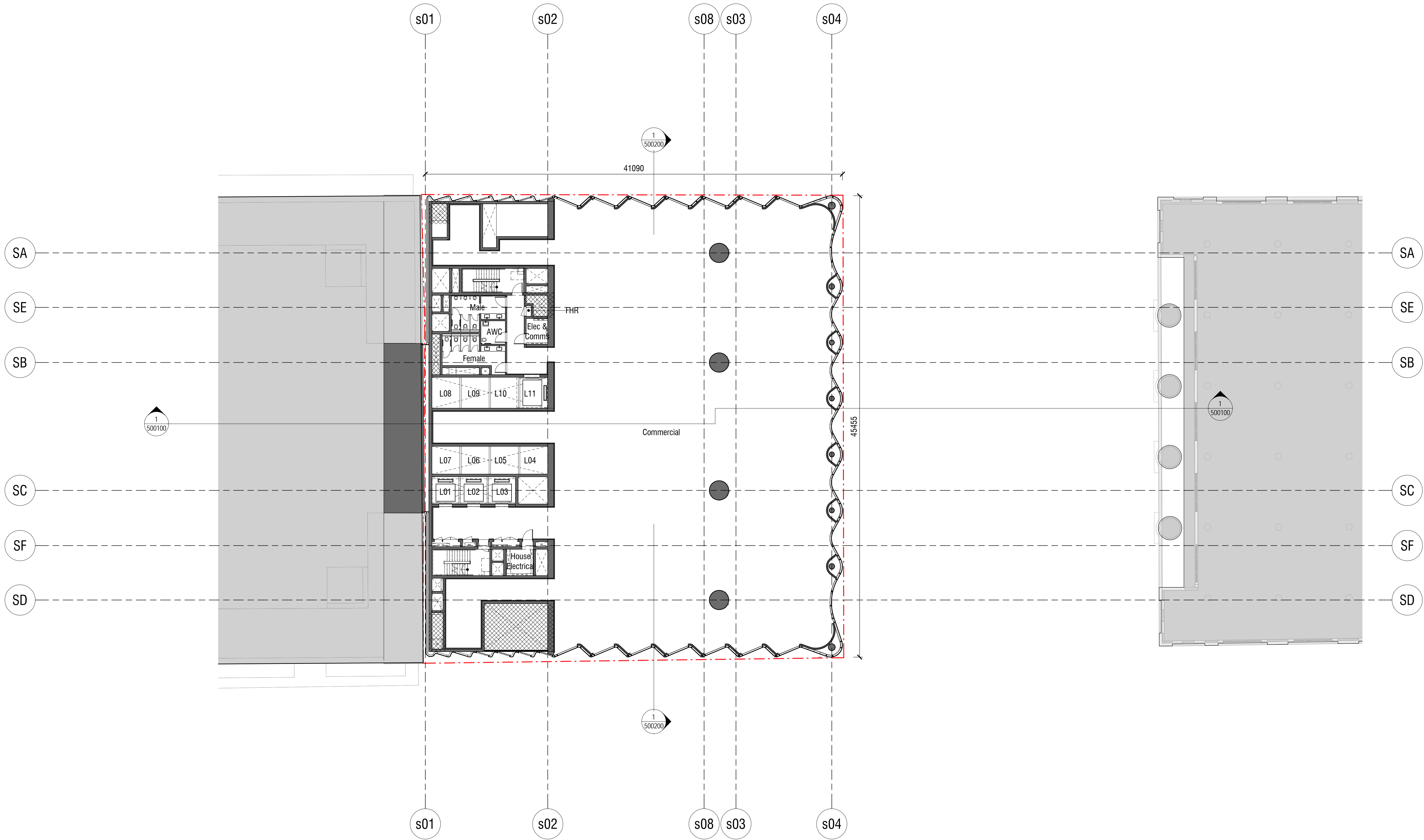
Telephone +61 2 8232 3333
Email www.macquarie.com

Drawing Title
Level 05 Plan

Status
Updated RTS

Drawing Number
CSWSMP-MAC-SMS-AT-DRG-DA-300500

Revision
B



Rev	App	Ckd	Revision or reason for issue	Date	Legend
A	KT		FOR NLA MEASURE ONLY	04/09/19	
B	AB		Stage II SSDA RTS	30/05/19	

CSOI Areas (not for approval)

CSOI detail is indicative and subject to separate approval.

Final OSD detail on station levels is subject to issue of the relevant construction certificate and approved Station Design and Precinct Plan.

Scale / North Point

1:200 @ A1, 1:400 @ A3

General Notes

Do not scale from drawing. Use marked dimensions. To be read in conjunction with all other Consultant's drawings. The Architect to be immediately notified of any discrepancies. Copyright on this drawing retained by the Architect.

Notes

This architectural package describes the South Tower. Refer to Grimshaw for Metro and JPW for North Tower

Architect

GRIMSHAW

Grimshaw
Level 2, 333 George Street, Sydney
New South Wales 2000 Australia

Telephone + +61 2 9253 0200
Email info@grimshaw-architects.com

Authoring Organisation

Tzannes

Tzannes
Level 5, 2-12 Foveaux Street, Surry Hills
New South Wales 2010 Australia

Telephone +61 2 9319 3744
Email tzannes@tzannes.com.au

Project Title
**SYDNEY METRO MARTIN PLACE
INTEGRATED STATION DEVELOPMENT**



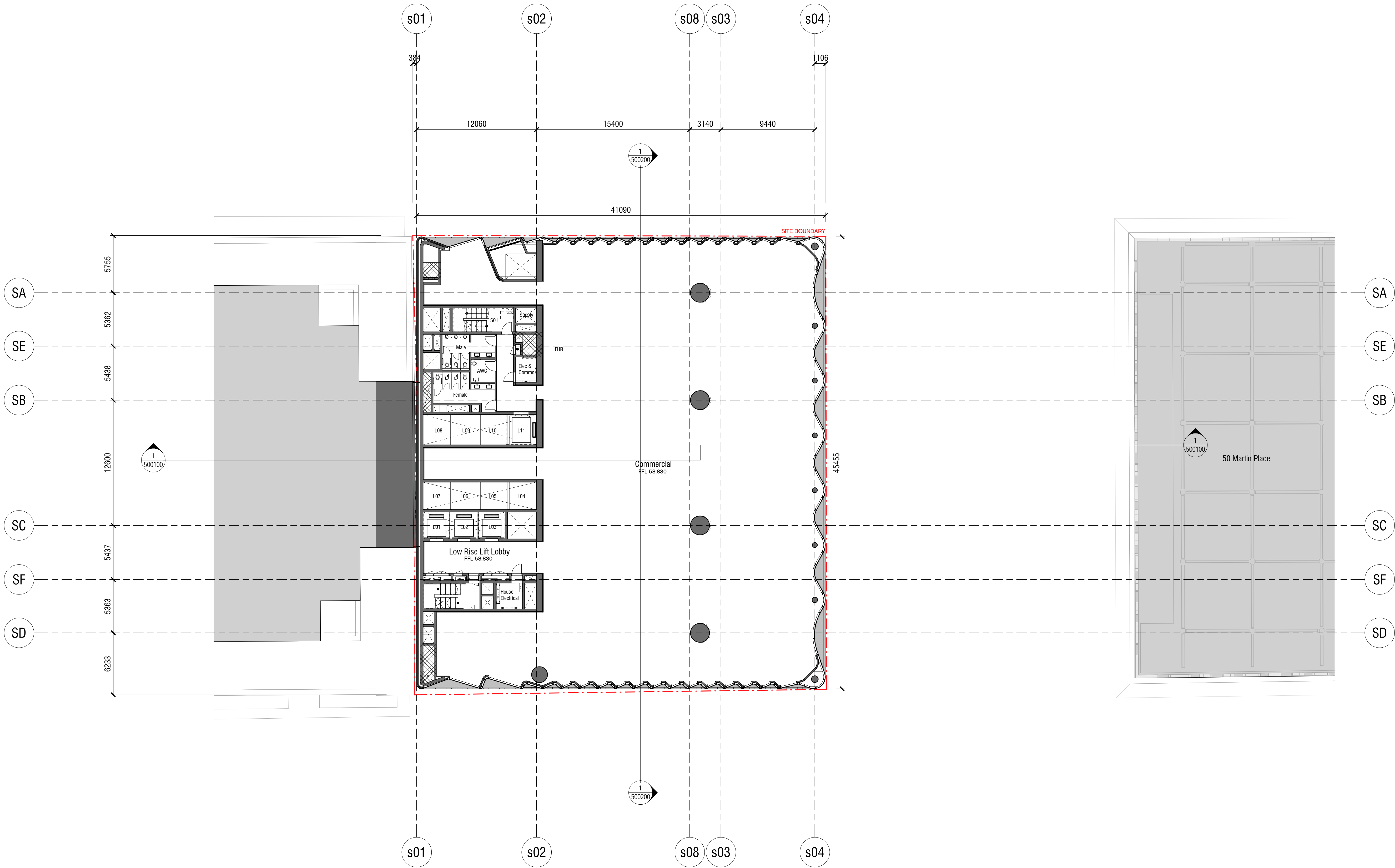
Client
Macquarie Group Ltd
50 Martin Place, Sydney
New South Wales 2000 Australia
Telephone +61 2 8232 3333
Email www.macquarie.com

Drawing Title
Level 06 Plan

Status
Updated RTS

Drawing Number
CSWSMP-MAC-SMS-AT-DRG-DA-300600

Revision
B



Rev	App	Ckd	Revision or reason for issue	Date	Legend	Scale / North Point	Notes	Architect	Authoring Organisation	Project Title	Drawing Title
A	KT		Stage 2 DA DRAFT	29/06/18		1:200 @ A1, 1:400 @ A3	This architectural package describes the South Tower. Refer to Grimshaw for Metro and JPW for North Tower	Grimshaw Level 2, 333 George Street, Sydney New South Wales 2000 Australia	Tzannes Level 5, 2-12 Foveaux Street, Surry Hills New South Wales 2000 Australia	SYDNEY METRO MARTIN PLACE INTEGRATED STATION DEVELOPMENT	Level 07 Plan
B	KT		Stage 2 DA DRAFT	03/07/18							
C	KT		Stage 2 DA	18/07/18							
D	KT		Stage 2 DA	01/08/18							
E	KT		Stage II SSDA	03/08/18							
F	KT		Stage II SSDA	22/08/18							
G	AB		Stage II SSDA RTS	28/03/19							
H	AB		Stage II SSDA RTS	01/05/19							
J	AB		Stage II SSDA RTS	30/05/19							

CSST Areas (not for approval)

CSST detail is indicative and subject to separate approval.

Final OSD detail on station levels is subject to issue of the relevant construction certificate and approved Station Design and Precinct Plan.

Scale / North Point

1:200 @ A1, 1:400 @ A3

0 2 4 6 10

General Notes

Do not scale from drawing. Use marked dimensions. To be read in conjunction with all other Consultant's drawings. The Architect to be immediately notified of any discrepancies. Copyright on this drawing retained by the Architect.

Architect

GRIMSHAW

Grimshaw
Level 2, 333 George Street, Sydney
New South Wales 2000 Australia

Telephone + +61 2 9253 0200
Email info@grimshaw-architects.com

Authoring Organisation

Tzannes

Tzannes
Level 5, 2-12 Foveaux Street, Surry Hills
New South Wales 2000 Australia

Telephone +61 2 9319 3744
Email tzannes@tzannes.com.au

Project Title

**SYDNEY METRO MARTIN PLACE
INTEGRATED STATION DEVELOPMENT**

Client
Macquarie Group Ltd
50 Martin Place, Sydney
New South Wales 2000 Australia

Telephone +61 2 8232 3333
Email www.macquarie.com

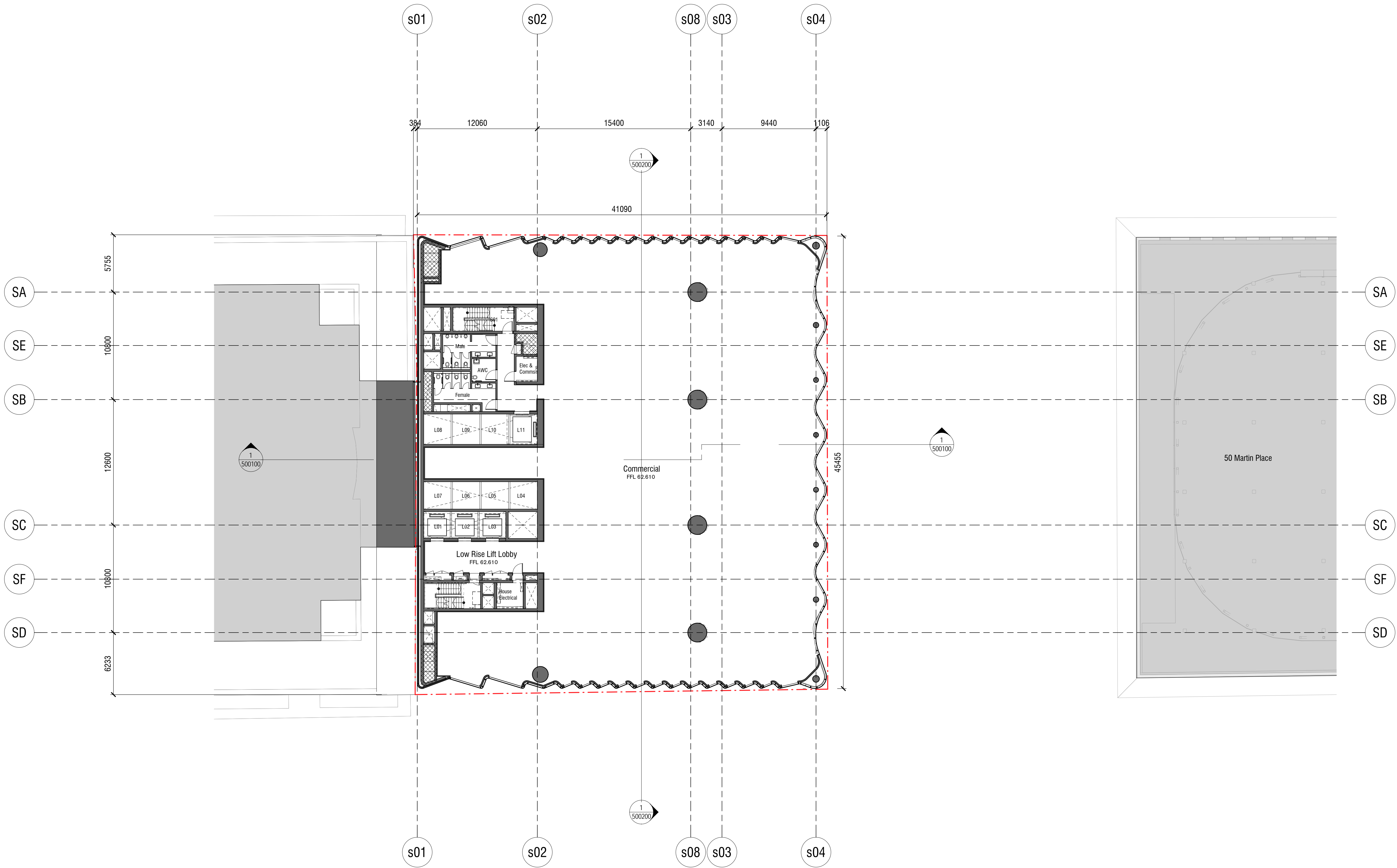
Drawing Title

Level 07 Plan

Status
Updated Rts

Drawing Number
CSWSMP-MAC-SMS-AT-DRG-DA-300700

Revision
J



Rev	App	Ckd	Revision or reason for issue	Date	Legend
A	KT		Stage 2 DA DRAFT	29/06/18	
B	KT		Stage 2 DA DRAFT	03/07/18	
C	KT		Stage 2 DA	18/07/18	
D	KT		Stage 2 DA	01/08/18	
E	KT		Stage II SSDA	03/08/18	
F	KT		Stage II SSDA	22/08/18	
G	AB		Stage II SSDA RTS	28/03/19	
H	AB		Stage II SSDA RTS	01/05/19	
J	AB		Stage II SSDA RTS	30/05/19	

CSST Areas (not for approval)

CSST detail is indicative and subject to separate approval.

Final OSD detail on station levels is subject to issue of the relevant construction certificate and approved Station Design and Precinct Plan.

Scale / North Point

1:200 @ A1, 1:400 @ A3

General Notes

Do not scale from drawing. Use marked dimensions. To be read in conjunction with all other Consultant's drawings. The Architect to be immediately notified of any discrepancies. Copyright on this drawing retained by the Architect.

Notes

This architectural package describes the South Tower. Refer to Grimshaw for Metro and JPW for North Tower

Architect

GRIMSHAW

Grimshaw
Level 2, 333 George Street, Sydney
New South Wales 2000 Australia

Telephone + +61 2 9253 0200
Email info@grimshaw-architects.com

Authoring Organisation

Tzannes

Tzannes
Level 5, 2-12 Foveaux Street, Surry Hills
New South Wales 2000 Australia

Telephone + +61 2 9319 3744
Email tzannes@tzannes.com.au

Project Title

**SYDNEY METRO MARTIN PLACE
INTEGRATED STATION DEVELOPMENT**

Client
Macquarie Group Ltd
50 Martin Place, Sydney
New South Wales 2000 Australia

Telephone + +61 2 8232 3333
Email www.macquarie.com

Drawing Title

Level 08 Plan

Status

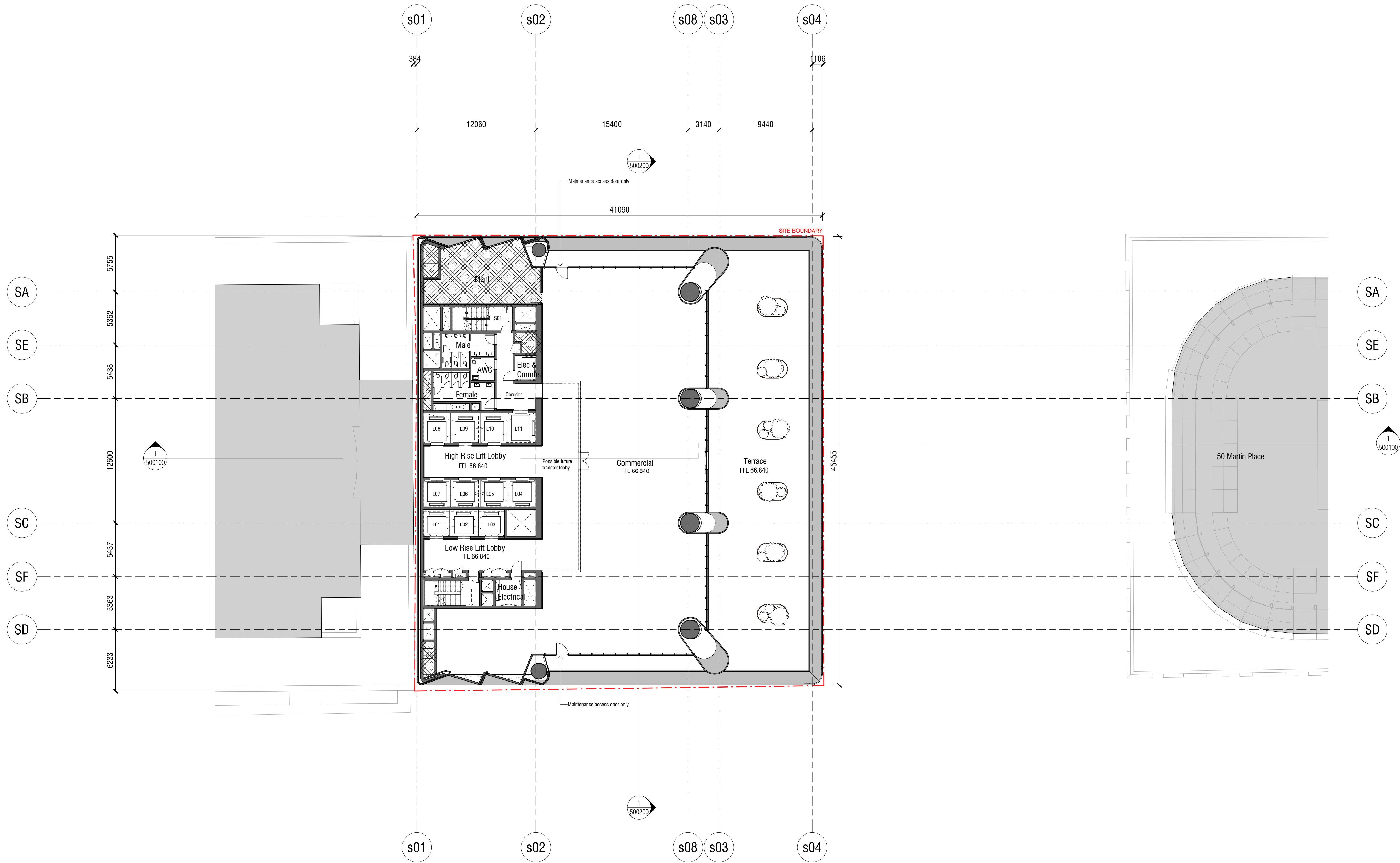
Updated RTS

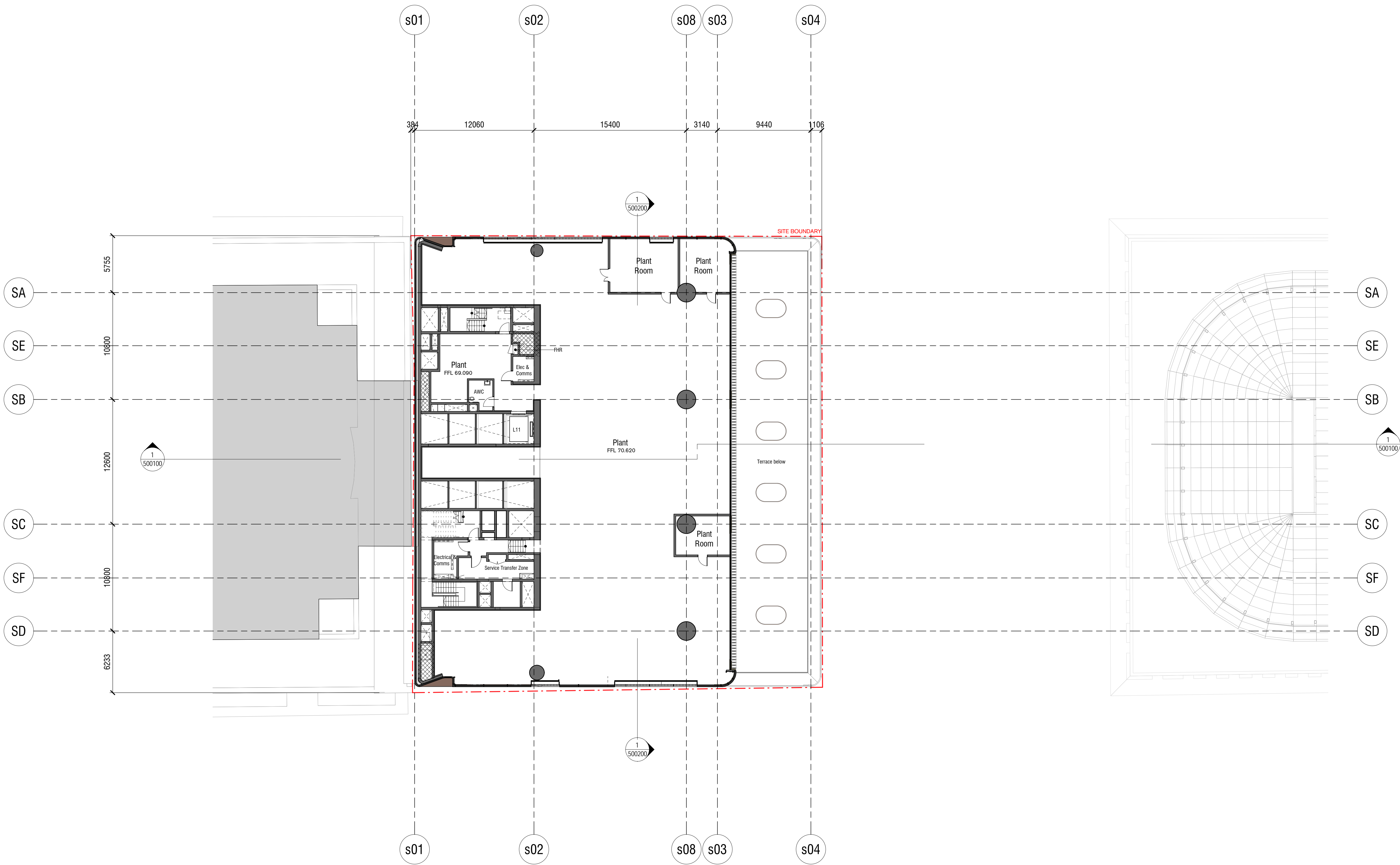
Drawing Number

CSWSMP-MAC-SMS-AT-DRG-DA-300800

Revision

J





Rev	App	Ckd	Revision or reason for issue	Date	Legend
B	KT		Stage 2 DA DRAFT	03/07/18	
C	KT		Stage 2 DA	18/07/18	
D	KT		Stage 2 DA	01/08/18	
E	KT		Stage II SSDA	03/08/18	
F	KT		Stage II SSDA	22/08/18	
G	AB		Stage II SSDA RTS	25/02/19	
H	AB		Stage II SSDA RTS	28/03/19	
J	AB		Stage II SSDA RTS	01/05/19	
K	AB		Stage II SSDA RTS	30/05/19	

CSST Areas (not for approval)

CSST detail is indicative and subject to separate approval.

Final OSD detail on station levels is subject to issue of the relevant construction certificate and approved Station Design and Precinct Plan.

Scale / North Point

1:200 @ A1, 1:400 @ A3

General Notes

Do not scale from drawing. Use marked dimensions. To be read in conjunction with all other Consultant's drawings. The Architect to be immediately notified of any discrepancies. Copyright on this drawing retained by the Architect.

Notes

This architectural package describes the South Tower. Refer to Grimshaw for Metro and JPW for North Tower

Architect

GRIMSHAW

Grimshaw
Level 5, 2-12 Foveaux Street, Surry Hills
New South Wales 2000 Australia

Telephone + +61 2 9253 0200
Email info@grimshaw-architects.com

Authoring Organisation

Tzannes

Tzannes
Level 5, 2-12 Foveaux Street, Surry Hills
New South Wales 2000 Australia

Telephone + +61 2 9319 3744
Email tzannes@tzannes.com.au

Project Title

**SYDNEY METRO MARTIN PLACE
INTEGRATED STATION DEVELOPMENT**

Client
Macquarie Group Ltd
50 Martin Place, Sydney
New South Wales 2000 Australia

Telephone + +61 2 8232 3333
Email www.macquarie.com

Drawing Title

Level 10 Plan

Status

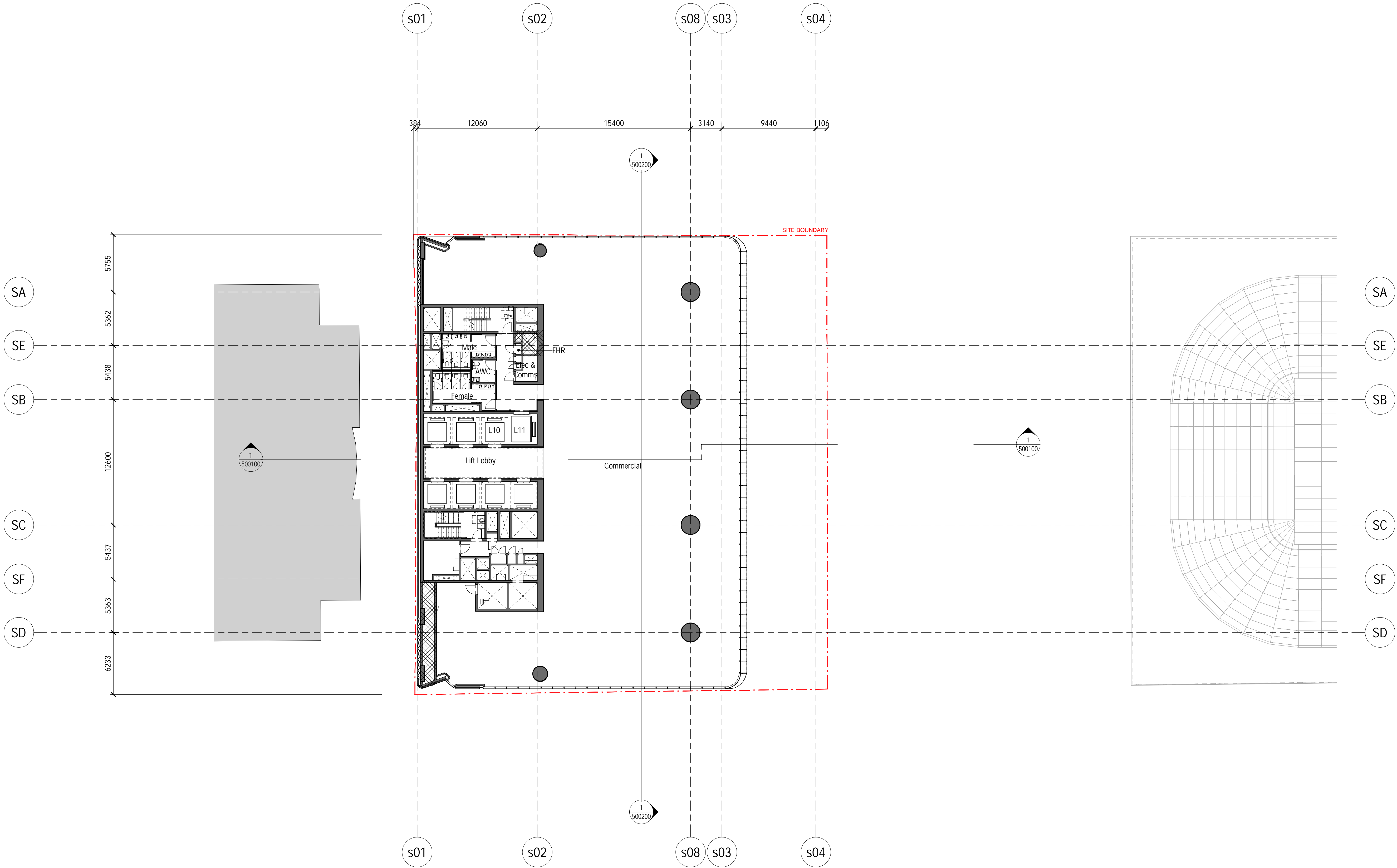
Updated RTS

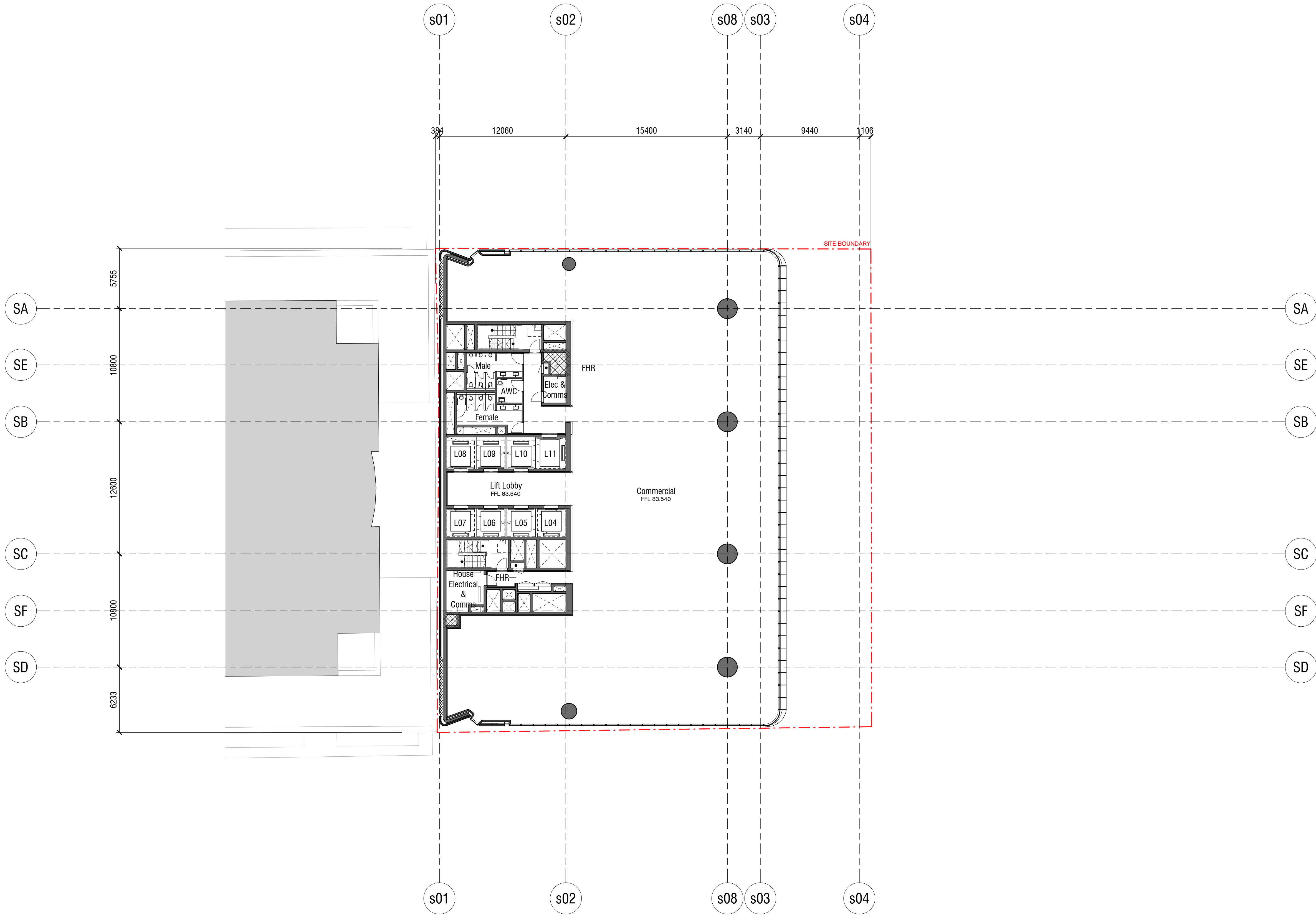
Drawing Number

CSWSMP-MAC-SMS-AT-DRG-DA-301000

Revision

K





Rev	App	Ckd	Revision or reason for issue	Date	Legend
A	KT		Stage 2 DA	01/08/18	
B	KT		Stage II SSDA	03/08/18	
C	KT		Stage II SSDA	22/08/18	
D	AB		Stage II SSDA RTS	25/02/19	
E	AB		Stage II SSDA RTS	27/03/19	
F	AB		Stage II SSDA RTS	01/05/19	
G	AB		Stage II SSDA RTS	30/05/19	

CSSE Areas (not for approval)

CSSE detail is indicative and subject to separate approval.

Final OSD detail on station levels is subject to issue of the relevant construction certificate and approved Station Design and Precinct Plan.

Scale / North Point

1:200 @ A1, 1:400 @ A3

General Notes

Do not scale from drawing. Use marked dimensions. To be read in conjunction with all other Consultant's drawings. The Architect to be immediately notified of any discrepancies. Copyright on this drawing retained by the Architect.

Notes

This architectural package describes the South Tower. Refer to Grimshaw for Metro and JPW for North Tower

Architect

GRIMSHAW

Grimshaw
Level 2, 333 George Street, Sydney
New South Wales 2000 Australia

Telephone + +61 2 9253 0200
Email info@grimshaw-architects.com

Authoring Organisation

Tzannes

Tzannes
Level 5, 2-12 Foveaux Street, Surry Hills
New South Wales 2010 Australia

Telephone +61 2 9319 3744
Email tzannes@tzannes.com.au

Project Title
**SYDNEY METRO MARTIN PLACE
INTEGRATED STATION DEVELOPMENT**

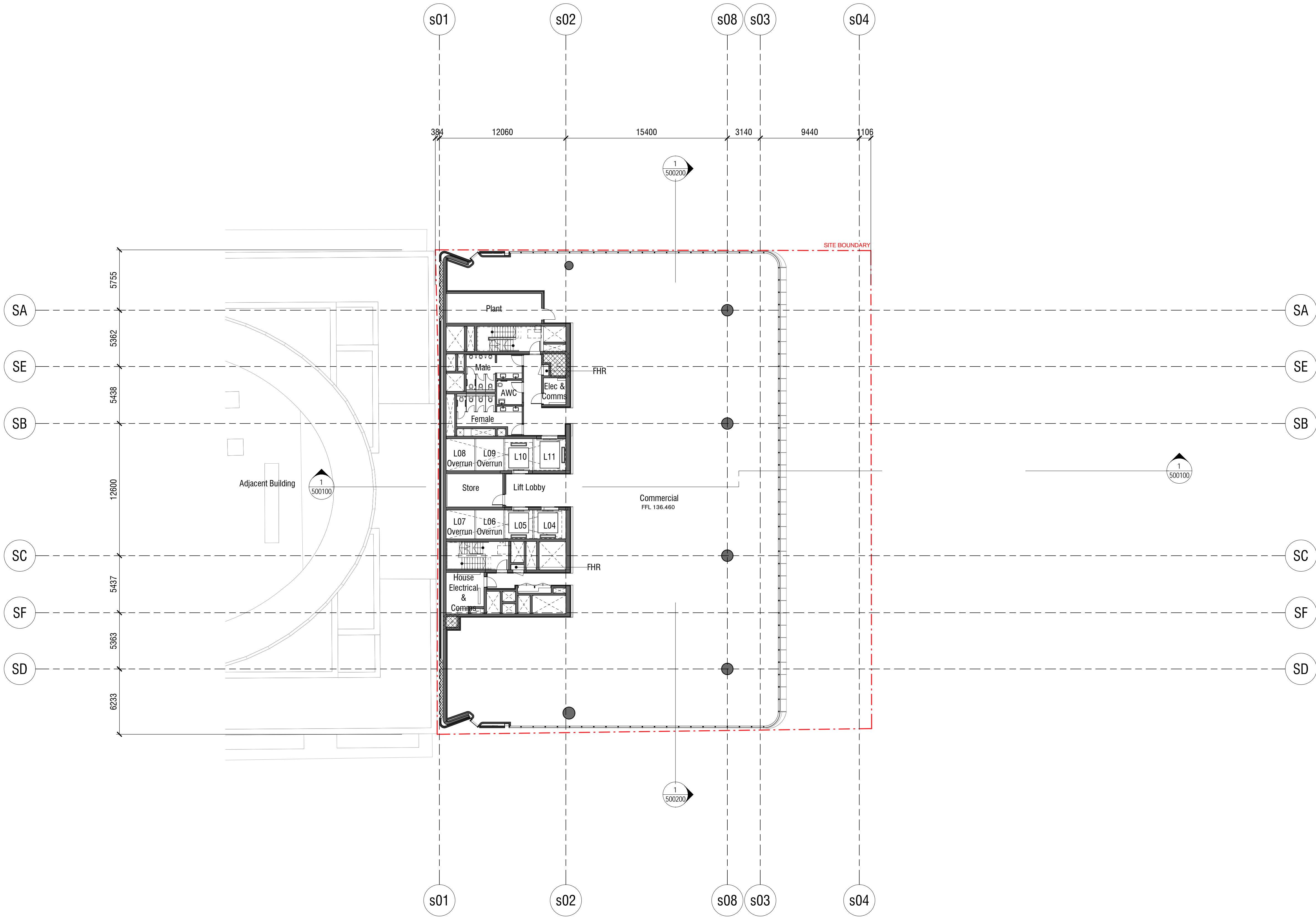


Client
Macquarie Group Ltd
50 Martin Place, Sydney
New South Wales 2000 Australia
Telephone +61 2 8232 3333
Email www.macquarie.com

Drawing Title
Level 13-26 Typical Plan

Status
Updated Rts
Drawing Number
CSWSMP-MAC-SMS-AT-DRG-DA-301300

Revision
G



Rev	App	Ckd	Revision or reason for issue	Date	Legend
A	KT		Stage 2 DA DRAFT	29/06/18	
B	KT		Stage 2 DA DRAFT	03/07/18	
C	KT		Stage 2 DA	18/07/18	
D	KT		Stage 2 DA	01/08/18	
E	KT		Stage II SSDA	03/08/18	
F	KT		Stage II SSDA	22/08/18	
G	AB		Stage II SSDA RTS	25/02/19	
H	AB		Stage II SSDA RTS	01/05/19	
J	AB		Stage II SSDA RTS	30/05/19	

CSII Areas (not for approval)

CSII detail is indicative and subject to separate approval.

Final OSD detail on station levels is subject to issue of the relevant construction certificate and approved Station Design and Precinct Plan.

Scale / North Point

1:200 @ A1, 1:400 @ A3

General Notes

Do not scale from drawing. Use marked dimensions. To be read in conjunction with all other Consultant's drawings. The Architect to be immediately notified of any discrepancies. Copyright on this drawing retained by the Architect.

Notes

This architectural package describes the South Tower. Refer to Grimshaw for Metro and JPW for North Tower

Architect

GRIMSHAW

Grimshaw
Level 2, 333 George Street, Sydney
New South Wales 2000 Australia

Telephone + +61 2 9253 0200
Email info@grimshaw-architects.com

Authoring Organisation

Tzannes

Tzannes
Level 5, 2-12 Foveaux Street, Surry Hills
New South Wales 2000 Australia

Telephone +61 2 9319 3744
Email tzannes@tzannes.com.au

Project Title
**SYDNEY METRO MARTIN PLACE
INTEGRATED STATION DEVELOPMENT**

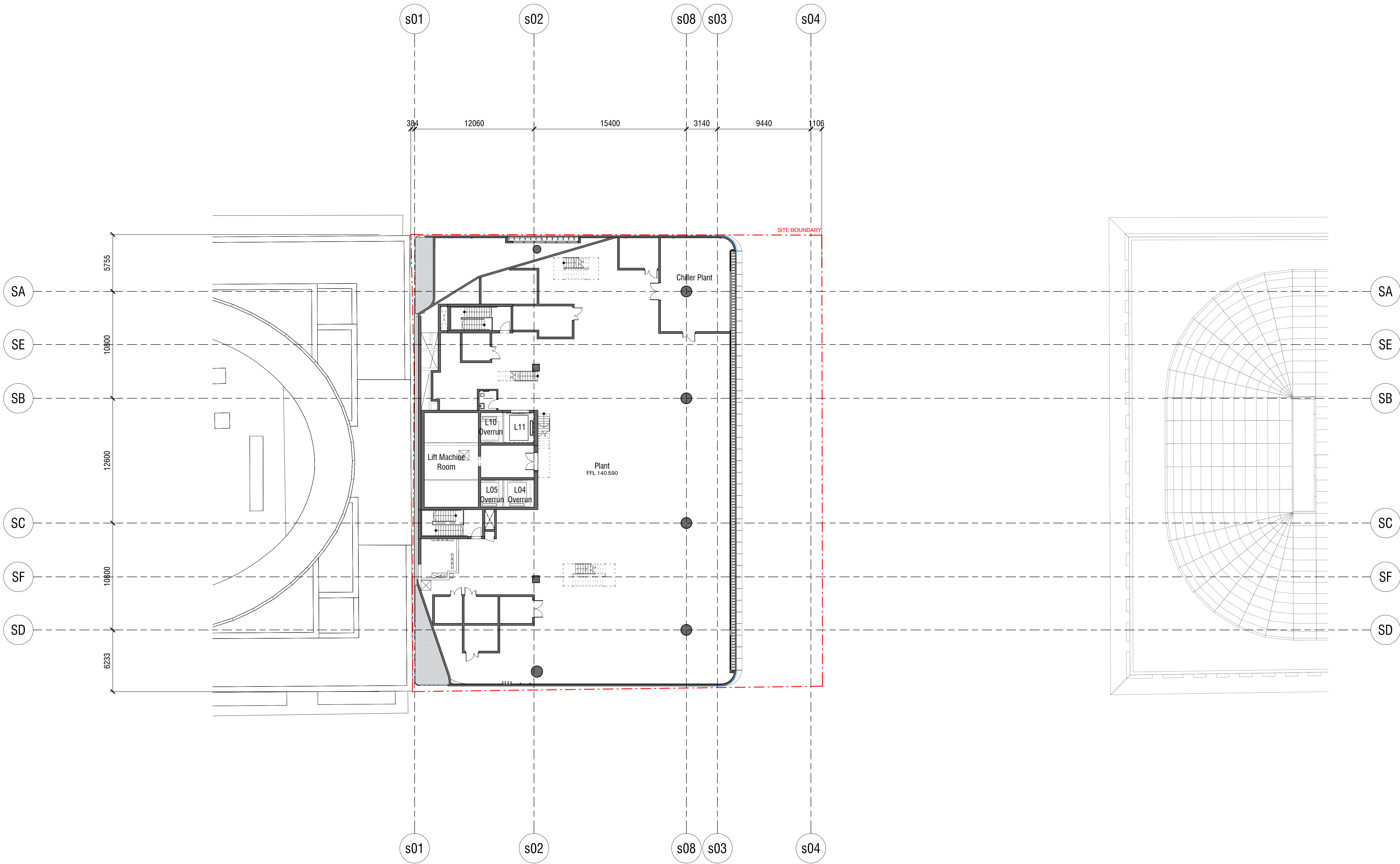


Client
Macquarie Group Ltd
50 Martin Place, Sydney
New South Wales 2000 Australia
Telephone +61 2 8232 3333
Email www.macquarie.com

Drawing Title
Level 27 Plan

Status
Updated Rts
Drawing Number
CSWSMP-MAC-SMS-AT-DRG-DA-302700

Revision
J



Rev	App	Ckd	Revision or reason for issue	Date	Legend
C	KT		Stage 2 DA	18/07/18	
D	KT		Stage 2 DA	01/08/18	
E	KT		Stage II SSDA	03/08/18	
F	KT		Stage II SSDA	22/08/18	
G	AB		Stage II SSDA RTS	25/02/19	
H	AB		Stage II SSDA RTS	25/03/19	
J	AB		Stage II SSDA RTS	28/03/19	
K	AB		Stage II SSDA RTS	01/05/19	
L	AB		Stage II SSDA RTS	30/05/19	

CSLI Areas (not for approval)

CSLI detail is indicative and subject to separate approval.

Final OSD detail on station levels is subject to issue of the relevant construction certificate and approved Station Design and Precinct Plan.

Scale / North Point

1:200 @ A1, 1:400 @ A3

General Notes

Do not scale from drawing. Use marked dimensions. To be read in conjunction with all other Consultant's drawings. The Architect to be immediately notified of any discrepancies. Copyright on this drawing retained by the Architect.

Notes

This architectural package describes the South Tower. Refer to Grimshaw for Metro and JPW for North Tower

Architect

GRIMSHAW

Grimshaw
Level 2, 333 George Street, Sydney
New South Wales 2000 Australia

Telephone + +61 2 9253 0200
Email info@grimshaw-architects.com

Authoring Organisation

Tzannes

Tzannes
Level 5, 2-12 Foveaux Street, Surry Hills
New South Wales 2000 Australia

Telephone +61 2 9319 3744
Email tzannes@tzannes.com.au

Project Title
**SYDNEY METRO MARTIN PLACE
INTEGRATED STATION DEVELOPMENT**



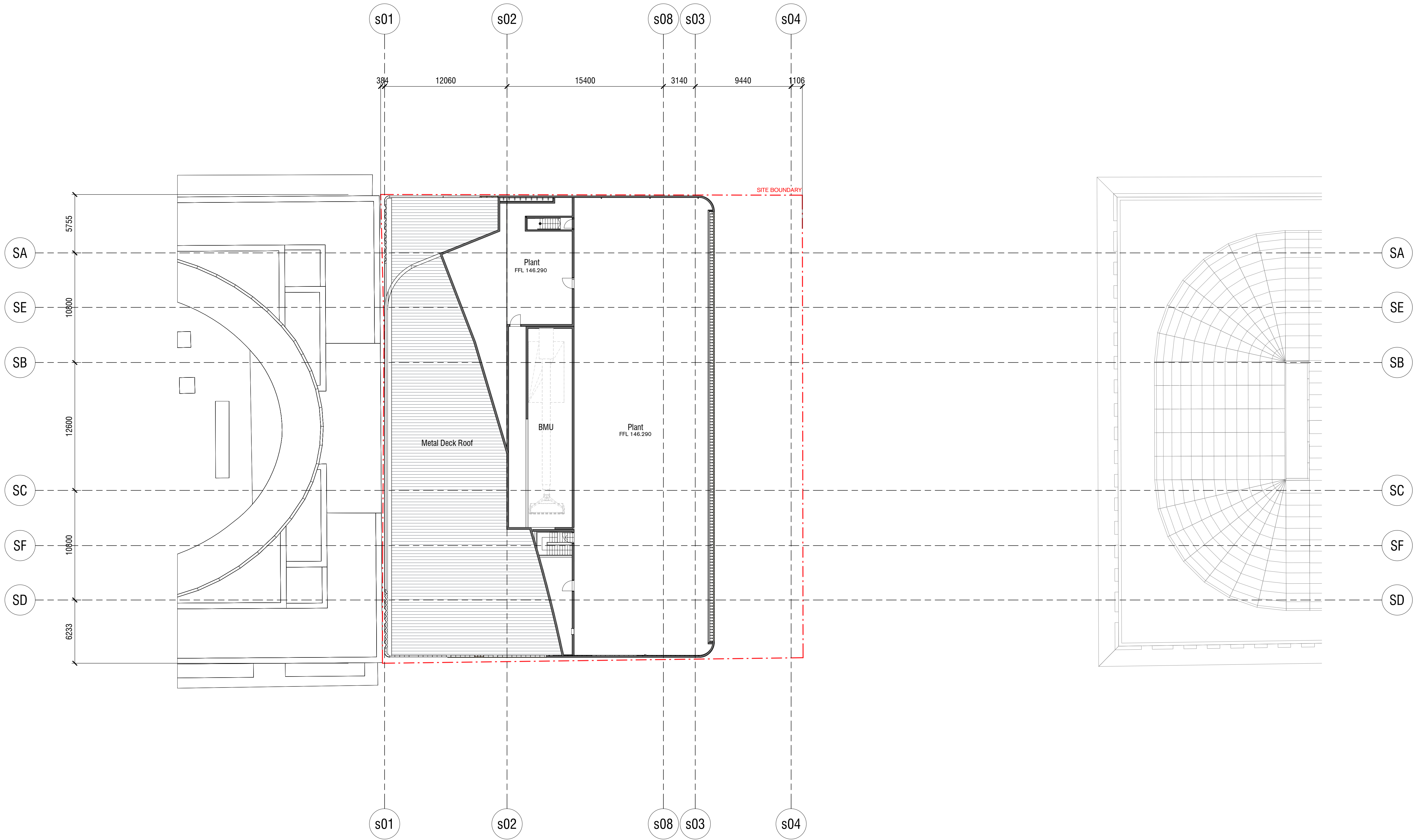
Client
Macquarie Group Ltd
50 Martin Place, Sydney
New South Wales 2000 Australia

Telephone +61 2 8232 3333
Email www.macquarie.com

Drawing Title
Level 28 Plan

Status
Updated Rts
Drawing Number
CSWSMP-MAC-SMS-AT-DRG-DA-302800

Revision
L



Rev	App	Ckd	Revision or reason for issue	Date	Legend
C	KT		Stage 2 DA	18/07/18	
D	KT		Stage 2 DA	01/08/18	
E	KT		Stage II SSDA	03/08/18	
F	KT		Stage II SSDA	22/08/18	
G	AB		Stage II SSDA RTS	25/02/19	
H	AB		Stage II SSDA RTS	25/03/19	
J	AB		Stage II SSDA RTS	28/03/19	
K	AB		Stage II SSDA RTS	01/05/19	
L	AB		Stage II SSDA RTS	30/05/19	

CSOI Areas (not for approval)

CSOI detail is indicative and subject to separate approval.

Final OSD detail on station levels is subject to issue of the relevant construction certificate and approved Station Design and Precinct Plan.

Scale / North Point

1:200 @ A1, 1:400 @ A3

General Notes

Do not scale from drawing. Use marked dimensions. To be read in conjunction with all other Consultant's drawings. The Architect to be immediately notified of any discrepancies. Copyright on this drawing retained by the Architect.

Notes

This architectural package describes the South Tower. Refer to Grimshaw for Metro and JPW for North Tower

Architect

GRIMSHAW

Grimshaw
Level 2, 333 George Street, Sydney
New South Wales 2000 Australia

Telephone + +61 2 9253 0200
Email info@grimshaw-architects.com

Authoring Organisation

Tzannes

Tzannes
Level 5, 2-12 Foveaux Street, Surry Hills
New South Wales 2010 Australia

Telephone +61 2 9319 3744
Email tzannes@tzannes.com.au

Project Title
**SYDNEY METRO MARTIN PLACE
INTEGRATED STATION DEVELOPMENT**



Client
Macquarie Group Ltd
50 Martin Place, Sydney
New South Wales 2000 Australia

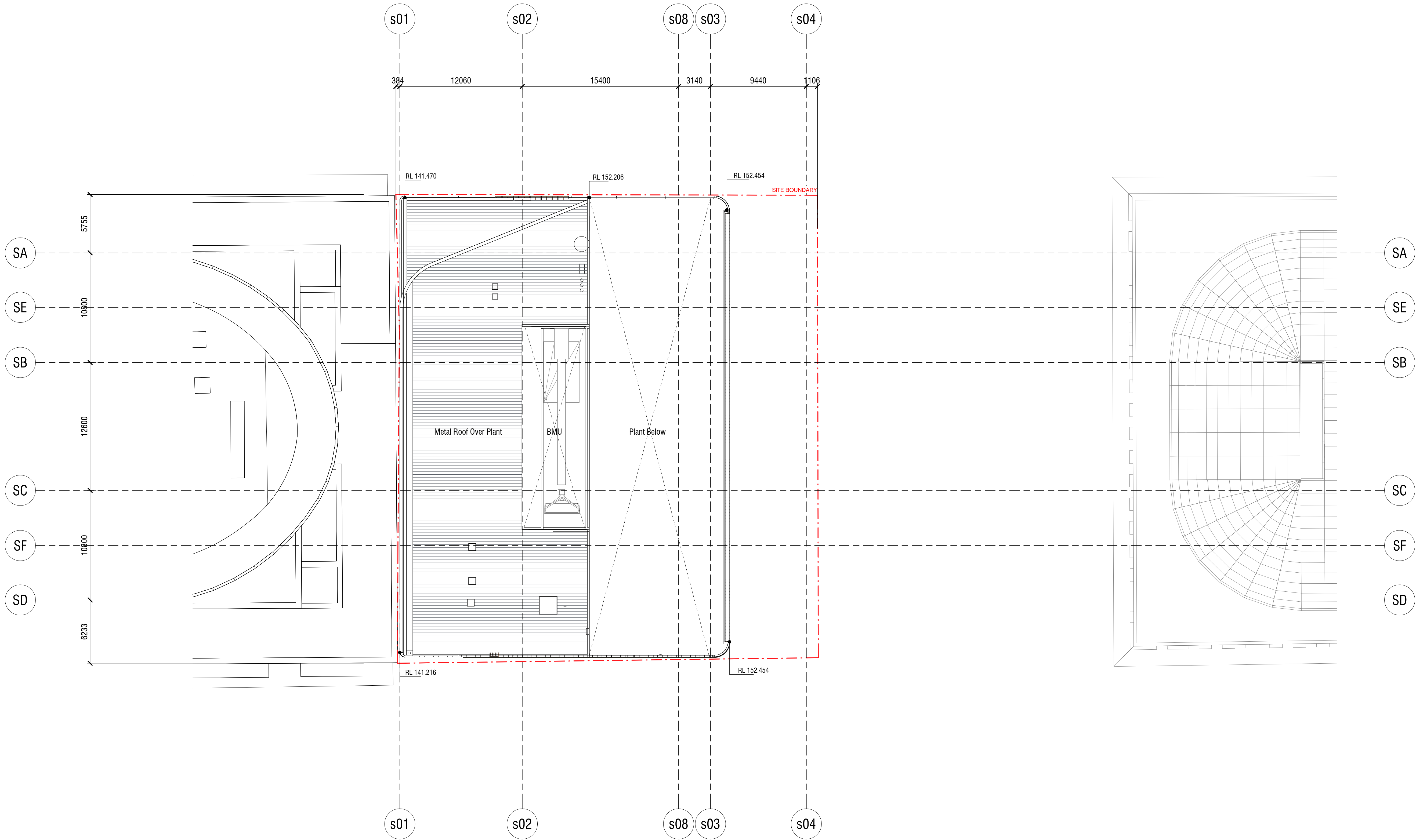
Telephone +61 2 8232 3333
Email www.macquarie.com

Drawing Title
Level 29 Plan

Status
Updated RTS

Drawing Number
CSWSMP-MAC-SMS-AT-DRG-DA-302900

Revision
L



Rev	App	Ckd	Revision or reason for issue	Date	Legend
B	KT		Stage 2 DA DRAFT	03/07/18	
C	KT		Stage 2 DA	18/07/18	
D	KT		Stage 2 DA	01/08/18	
E	KT		Stage II SSDA	03/08/18	
F	KT		Stage II SSDA	22/08/18	
G	AB		Stage II SSDA RTS	25/02/19	
H	AB		Stage II SSDA RTS	25/03/19	
J	AB		Stage II SSDA RTS	01/05/19	
K	AB		Stage II SSDA RTS	30/05/19	

CSSE Areas (not for approval)

CSSE detail is indicative and subject to separate approval.

Final OSD detail on station levels is subject to issue of the relevant construction certificate and approved Station Design and Precinct Plan.

Scale / North Point

1:200 @ A1, 1:400 @ A3

General Notes

Do not scale from drawing. Use marked dimensions. To be read in conjunction with all other Consultant's drawings. The Architect to be immediately notified of any discrepancies. Copyright on this drawing retained by the Architect.

Notes

This architectural package describes the South Tower. Refer to Grimshaw for Metro and JPW for North Tower

Architect

GRIMSHAW

Grimshaw
Level 2, 333 George Street, Sydney
New South Wales 2000 Australia

Telephone + +61 2 9253 0200
Email info@grimshaw-architects.com

Authoring Organisation

Tzannes

Tzannes
Level 5, 2-12 Foveaux Street, Surry Hills
New South Wales 2010 Australia

Telephone + +61 2 9319 3744
Email tzannes@tzannes.com.au

Project Title
**SYDNEY METRO MARTIN PLACE
INTEGRATED STATION DEVELOPMENT**



Client
Macquarie Group Ltd
50 Martin Place, Sydney
New South Wales 2000 Australia

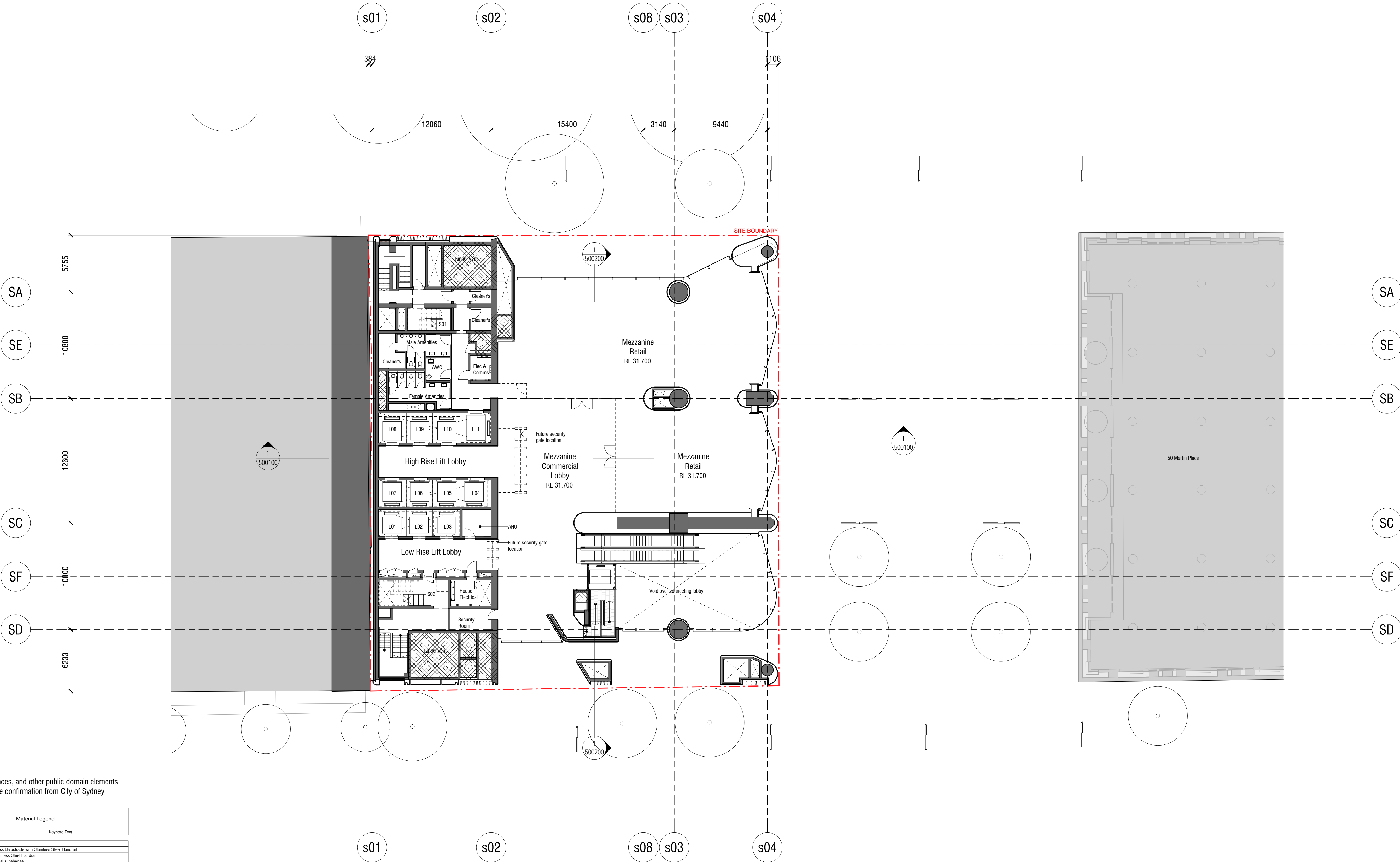
Telephone + +61 2 8232 3333
Email www.macquarie.com

Drawing Title
Roof Plan

Status
Updated Rts

Drawing Number
CSWSMP-MAC-SMS-AT-DRG-DA-303000

Revision
K



NOTES:
Tree location , terraces, and other public domain elements
are subject to future confirmation from City of Sydney

Material Legend	
Key Value	Keynote Text
AMH-107	
BAL-115	Glass Balustrade with Stainless Steel Handrail
BAL-201	Stainless Steel Handrail
CAV-122	Metal sunshades
CLG-102	Suspended moisture resistant plasterboard ceiling
DOR-201	Tilt-up Door
ELG-202	Profiled Aluminium Facade Cladding
ELG-205	Aluminium Sheet Facade Cladding
ELG-402	Stone Cladding - Large Format Granite (Polished)
ELG-404	Stone Cladding - Large Format Granite (Honed)
ELG-406	Stone Baguette Cladding
ELG-501	Ceramic Cladding Tile - Type 1 (Gloss)
ELG-502	Ceramic Cladding Tile - Type 2 (Mat)
ELG-503	Ceramic Cladding Tile - Type 3 (Mat Type 2)
GLS-107	Facade Glazing - Single Glazing
GLS-108	Facade Glazing - Double Glazing
GLS-109	Facade Glazing - Colourback Double Glazing
GLS-600	SPECIALIST LINING (TERRACOTTA, GRC, MOULDING)
INS-202	Thermal Insulation (Soffits)
PAV-104	Stone Modular Paving 1
PAV-111	Stone Modular Paving 6 - City of Sydney Paving (Honed)
SCN-105	Metal Louvre Screen

Rev	App	Ckd	Revision or reason for issue	Date	Legend
C	KT		Stage 2 DA Draft	10/07/18	
D	KT		Stage 2 DA	18/07/18	
E	KT		Stage 2 DA	01/08/18	
F	KT		Stage II SSDA	03/08/18	
G	AB		Stage II SSDA	08/08/18	
H	KT		Stage II SSDA	10/08/18	
J	KT		Stage II SSDA	22/08/18	
K	AB		Stage II SSDA RTS	01/05/19	
L	AB		Stage II SSDA RTS	30/05/19	

CSA Areas (not for approval)

CSA detail is indicative and subject to separate approval.

Final OSD detail on station levels is subject to issue of the relevant construction certificate and approved Station Design and Precinct Plan.

Scale / North Point

1:200 @ A1, 1:400 @ A3

General Notes

Do not scale from drawing. Use marked dimensions. To be read in conjunction with all other Consultant's drawings. The Architect to be immediately notified of any discrepancies. Copyright on this drawing retained by the Architect.

Notes

This architectural package describes the South Tower. Refer to Grimshaw for Metro and JPW for North Tower

Disclaimer

Street trees, furniture and other public domain elements within the precinct are indicative only and are subject to relevant approvals and detailed coordination with new and existing underground utilities and infrastructure.

Architect

GRIMSHAW

Grimshaw
Level 2, 333 George Street, Sydney
New South Wales 2000 Australia
Telephone + +61 2 9253 0200
Email info@grimshaw-architects.com

Authoring Organisation

Tzannes

Tzannes
Level 5, 2-12 Foveaux Street, Surry Hills
New South Wales 2010 Australia
Telephone +61 2 9319 3744
Email tzannes@tzannes.com.au

Project Title
**SYDNEY METRO MARTIN PLACE
INTEGRATED STATION DEVELOPMENT**



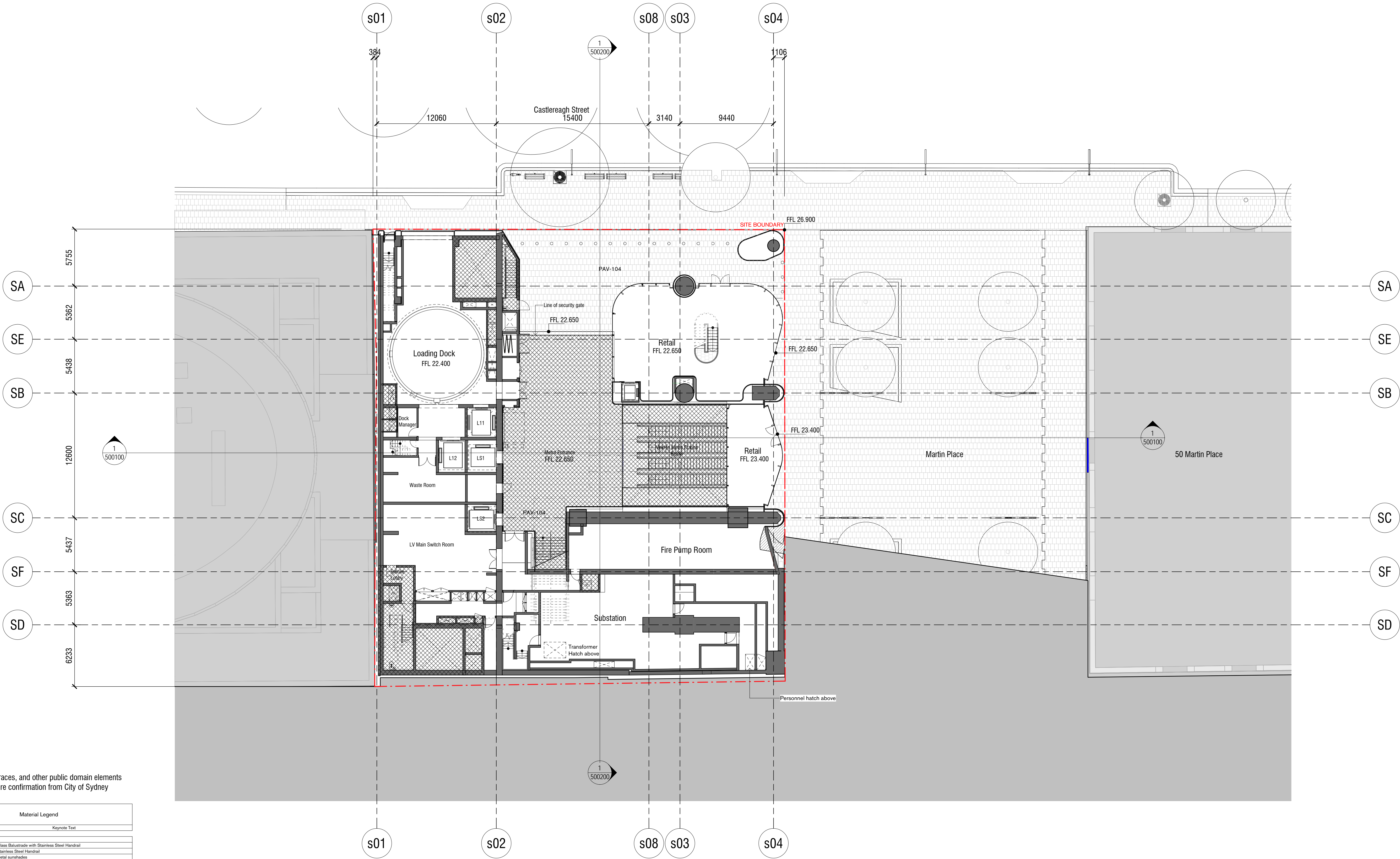
Client
Macquarie Group Ltd
50 Martin Place, Sydney
New South Wales 2000 Australia
Telephone +61 2 8232 3333
Email: www.macquarie.com

Drawing Title
Level Mezzanine Plan

Status
Updated RTS
Drawing Number
CSWSMP-MAC-SMS-AT-DRG-DA-306000

Revision

L



NOTES:
Tree location, terraces, and other public domain elements are subject to future confirmation from City of Sydney

Material Legend	
Key Value	Keynote Text
AMH-107	Glass Balustrade with Stainless Steel Handrail
BAL-115	Stainless Steel Handrail
BAL-201	Stainless Steel Handrail
CAV-122	Metal sunshades
CLG-102	Suspended moisture resistant plasterboard ceiling
DOR-201	Tilt-up Door
ELG-202	Profiled Aluminium Facade Cladding
ELG-205	Aluminium Sheet Facade Cladding
ELG-402	Stone Cladding - Large Format Granite (Polished)
ELG-404	Stone Cladding - Large Format Granite (Honed)
ELG-406	Stone Baguette Cladding
ELG-501	Ceramic Cladding Tile - Type 1 (Gloss)
ELG-502	Ceramic Cladding Tile - Type 2 (Mat)
ELG-503	Ceramic Cladding Tile - Type 3 (Mat Type 2)
GLS-107	Facade Glazing - Single Glazing
GLS-108	Facade Glazing - Double Glazing
GLS-109	Facade Glazing - Coloured Double Glazing
IGL-600	SPECIALIST LINING (TERRACOTTA, GRC, MOULDING)
INS-202	Thermal Insulation (Soffits)
PAV-104	Stone Modular Paving 1
PAV-111	Stone Modular Paving 6 - City of Sydney Paving (Honed)
SCN-109	Metal Louvre Screen

Rev	App	Ckd	Revision or reason for issue	Date	Legend
C	KT		Stage 2 DA Draft	10/07/18	
D	KT		Stage 2 DA	18/07/18	
E	KT		Stage 2 DA	01/08/18	
F	KT		Stage II SSDA	03/08/18	
G	AB		Stage II SSDA	08/08/18	
H	KT		Stage II SSDA	10/08/18	
J	KT		Stage II SSDA	22/08/18	
K	AB		Stage II SSDA RTS	01/05/19	
L	AB		Stage II SSDA RTS	30/05/19	

CSI Areas (not for approval)

CSI detail is indicative and subject to separate approval.

Final OSD detail on station levels is subject to issue of the relevant construction certificate and approved Station Design and Precinct Plan.

Scale / North Point

1:200 @ A1, 1:400 @ A3

General Notes
Do not scale from drawing. Use marked dimensions. To be read in conjunction with all other Consultant's drawings. The Architect to be immediately notified of any discrepancies. Copyright on this drawing retained by the Architect.

Notes

This architectural package describes the South Tower. Refer to Grimshaw for Metro and JPW for North Tower

Disclaimer

Street trees, furniture and other public domain elements within the precinct are indicative only and are subject to relevant approvals and detailed coordination with new and existing underground utilities and infrastructure.

Architect

GRIMSHAW

Grimshaw
Level 5, 2-12 Foveaux Street, Surry Hills
New South Wales 2000 Australia
Telephone + +61 2 9253 0200
Email info@grimshaw-architects.com

Authoring Organisation

Tzannes

Tzannes
Level 5, 2-12 Foveaux Street, Surry Hills
New South Wales 2000 Australia
Telephone + +61 2 9319 3744
Email tzannes@tzannes.com.au

Project Title
**SYDNEY METRO MARTIN PLACE
INTEGRATED STATION DEVELOPMENT**

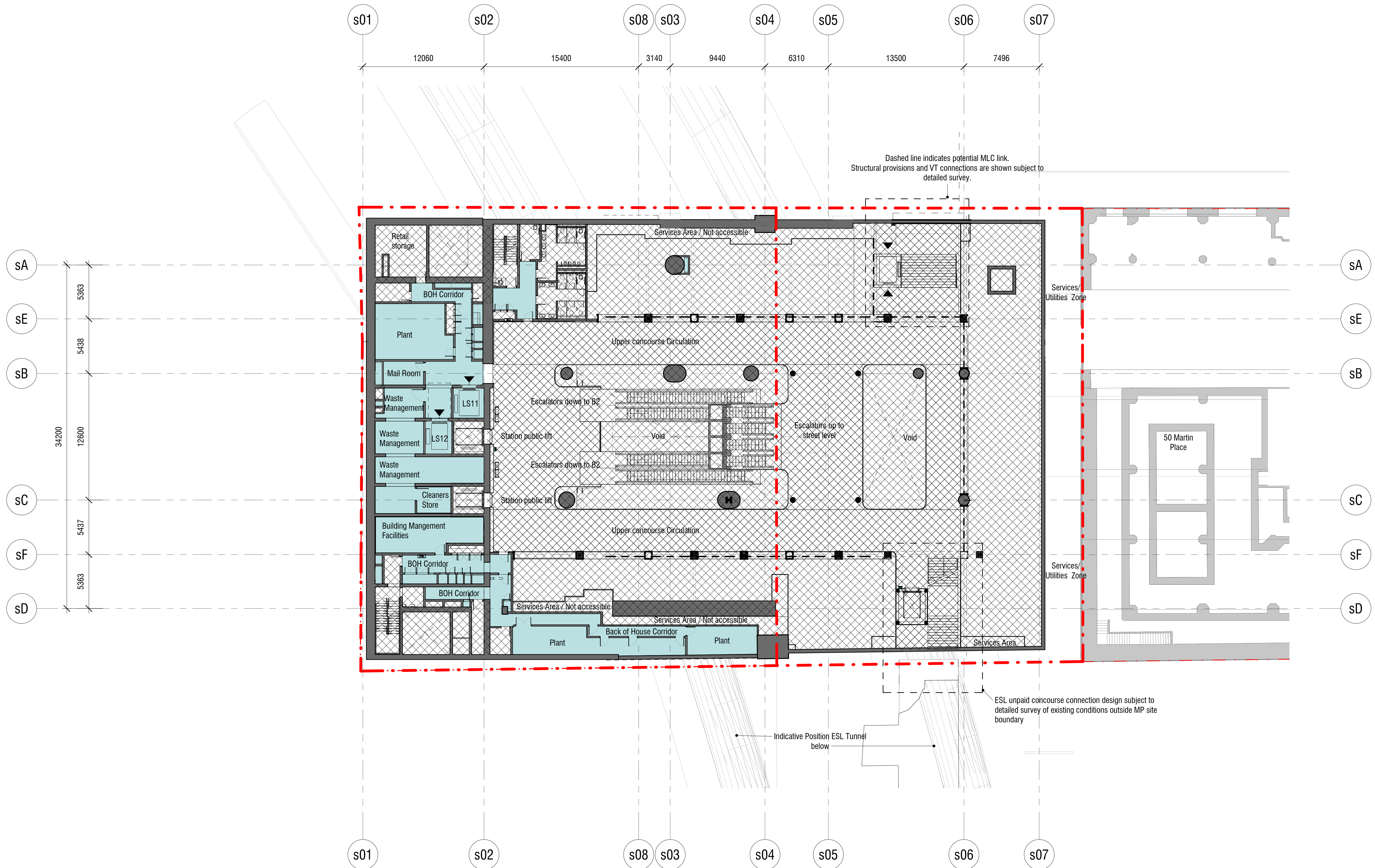


Client
Macquarie Group Ltd
50 Martin Place, Sydney
New South Wales 2000 Australia
Telephone + +61 2 8232 3333
Email: www.macquarie.com

Drawing Title
Level LG Plan

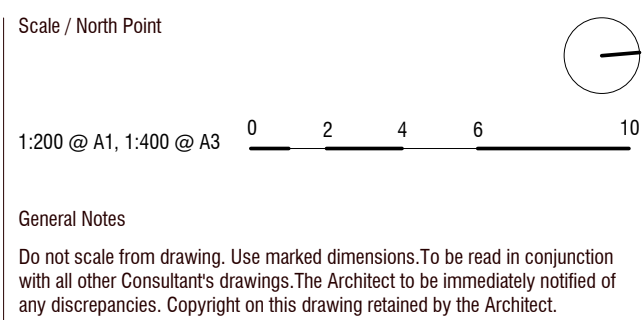
Status
Updated RTS
Drawing Number
CSWSMP-MAC-SMS-AT-DRG-DA-308000

Revision
L



Rev	App	Ckd	Revision or reason for issue	Date
01	AC	MC	STAGE II SSDA - DRAFT ISSUE	29.06.2018
02	AC	MC	STAGE II SSDA - DRAFT ISSUE	18.07.2016
03	AC	MC	STAGE II SSDA - DRAFT ISSUE	03.08.2018
04	AC	MC	STAGE II SSDA - DRAFT ISSUE	09.08.2018
A	AC	MC	STAGE II SSDA - DRAFT ISSUE	10.08.2018
B	AC	MC	STAGE II SSDA	23.08.2018
C	AC	MC	UPDATED STAGE II DA DRAFT	09.04.2019
D	AC	MC	UPDATED RESPONSE TO SUBMISSIONS	31.05.2019

Legend
CSSI Areas (not for approval)
Site Boundary
SSDA areas below-ground



Notes

This architectural package describes metro-related areas. Refer to Tzannes for South OSD and JPW for North OSD.

CSSI detail is indicative and subject to separate approval.

Final OSD detail on station levels is subject to issue of the relevant construction certificate and approved Station Design and Precinct Plan

Street trees, furniture, and other public domain elements within the precinct are indicative only and are subject to relevant approvals and detailed coordination with new and existing underground utilities and infrastructure.

Authoring Organisation

GRIMSHAW

Grimshaw
Level 2, 333 George Street, Sydney
New South Wales 2000 Australia

Telephone +61 2 9253 0200
Email info@grimshaw-architects.com

Architect

Tzannes

Tzannes
63 Myrtle Street, Chippendale
New South Wales 2008 Australia

Telephone +61 2 9319 3744
Email tzannes@tzannes.com.au

Project Title

**SYDNEY METRO MARTIN PLACE -
Integrated station development**

Client

Macquarie Group Ltd
50 Martin Place, Sydney
New South Wales 2000 Australia

Telephone +61 2 8232 3333
Email: www.macquarie.com

Drawing Title

**LEVEL B1 PLAN - UPPER
CONCOURSE**

Status

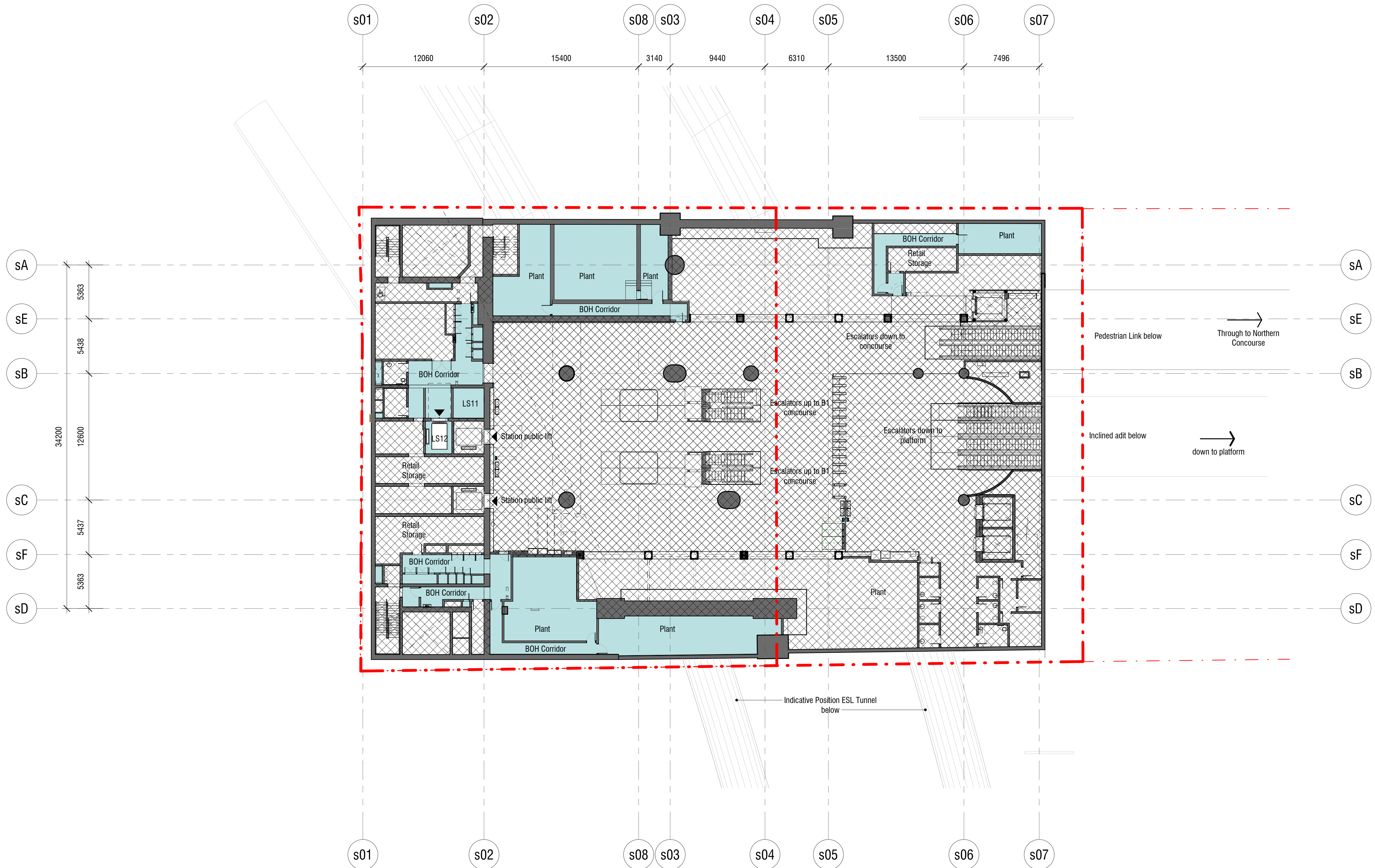
STAGE II SSDA

Drawing Number

CSWSMP- MAC- SMS- AT- DRG- DA- 308100 _D

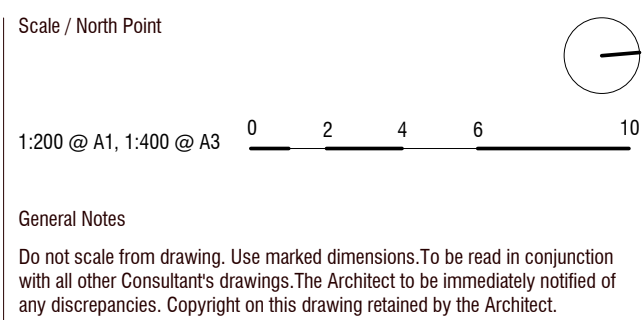
Revision

D



Rev	App	Ckd	Revision or reason for issue	Date
01	AC	MC	STAGE II SSDA - DRAFT ISSUE	29.06.2018
02	AC	MC	STAGE II SSDA - DRAFT ISSUE	18.07.2018
03	AC	MC	STAGE II SSDA - DRAFT ISSUE	03.08.2018
04	AC	MC	STAGE II SSDA - DRAFT ISSUE	09.08.2018
A	AC	MC	STAGE II SSDA - DRAFT ISSUE	10.08.2018
B	AC	MC	STAGE II SSDA	23.08.2018
C	AC	MC	UPDATED STAGE II DA DRAFT	09.04.2019
D	AC	MC	UPDATED RESPONSE TO SUBMISSIONS	31.05.2019

Legend
CSI Areas (not for approval)
Site Boundary
SSDA areas below-ground



Notes

This architectural package describes metro-related areas. Refer to Tzannes for South OSD and JPW for North OSD.

CSI detail is indicative and subject to separate approval.

Final OSD detail on station levels is subject to issue of the relevant construction certificate and approved Station Design and Precinct Plan

Street trees, furniture, and other public domain elements within the precinct are indicative only and are subject to relevant approvals and detailed coordination with new and existing underground utilities and infrastructure.

Authoring Organisation

GRIMSHAW

Grimshaw
Level 2, 333 George Street, Sydney
New South Wales 2000 Australia

Telephone +61 2 9253 0200
Email info@grimshaw-architects.com

Architect

Tzannes

Tzannes
63 Myrtle Street, Chippendale
New South Wales 2008 Australia

Telephone +61 2 9319 3744
Email tzannes@tzannes.com.au

Project Title

SYDNEY METRO MARTIN PLACE - integrated station development

Client
Macquarie Group Ltd
50 Martin Place, Sydney
New South Wales 2000 Australia

Telephone +61 2 8232 3333
Email: www.macquarie.com

Drawing Title




LEVEL B2 PLAN - LOWER CONCOURSE

Status
STAGE II SSDA

Revision
D

Drawing Number
CSWSMP- MAC- SMS- AT- DRG- DA- 308200_D

Rev	App	Ckd	Revision or reason for issue	Date
01	AC	MC	STAGE II SSDA - DRAFT ISSUE	29.06.2018
02	AC	MC	STAGE II SSDA - DRAFT ISSUE	18.07.2016
03	AC	MC	STAGE II SSDA - DRAFT ISSUE	03.08.2018
04	AC	MC	STAGE II SSDA - DRAFT ISSUE	09.08.2018
A	AC	MC	STAGE II SSDA - DRAFT ISSUE	10.08.2018
B	AC	MC	STAGE II SSDA	23.08.2018
C	AC	MC	UPDATED STAGE II DA DRAFT	09.04.2019
D	AC	MC	UPDATED RESPONSE TO SUBMISSIONS	31.05.2019

Legend
 CSSI Areas (not for approval)
 Site Boundary
 SSDA areas below-ground

Scale / North Point

1:200 @ A1, 1:400 @ A3

0 2 4 6 10

General Notes

Do not scale from drawing. Use marked dimensions. To be read in conjunction with all other Consultant's drawings. The Architect to be immediately notified of any discrepancies. Copyright on this drawing retained by the Architect.

Notes

This architectural package describes metro-related areas. Refer to Tzannes for South OSD and JPW for North OSD.

CSSI detail is indicative and subject to separate approval.

Final OSD detail on station levels is subject to issue of the relevant construction certificate and approved Station Design and Precinct Plan

Street trees, furniture, and other public domain elements within the precinct are indicative only and are subject to relevant approvals and detailed coordination with new and existing underground utilities and infrastructure.

Authoring Organisation

GRIMSHAW

Grimshaw
Level 2, 333 George Street, Sydney
New South Wales 2000 Australia

Telephone +61 2 9253 0200
Email info@grimshaw-architects.com

Architect

Tzannes

Tzannes
63 Myrtle Street, Chippendale
New South Wales 2008 Australia

Telephone +61 2 9319 3744
Email tzannes@tzannes.com.au

Project Title

SYDNEY METRO MARTIN PLACE - integrated station development



Client
Macquarie Group Ltd
50 Martin Place, Sydney
New South Wales 2000 Australia

Telephone +61 2 8232 3333
Email: www.macquarie.com

Drawing Title

LEVEL B3 PLAN - METRO STATION PLANT

Status

STAGE II SSDA

Drawing Number

CSWSMP- MAC- SMS- AT- DRG- DA- 308300_D

Revision

D

