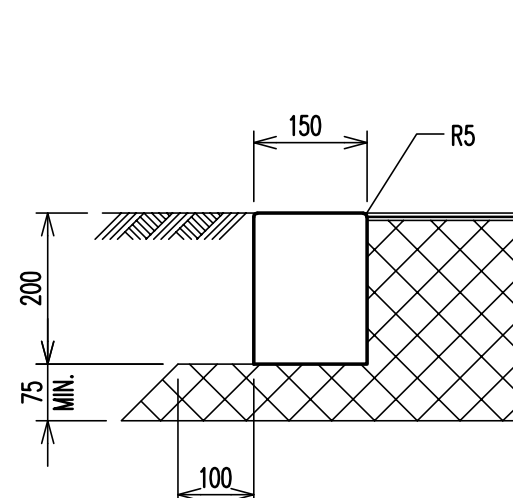
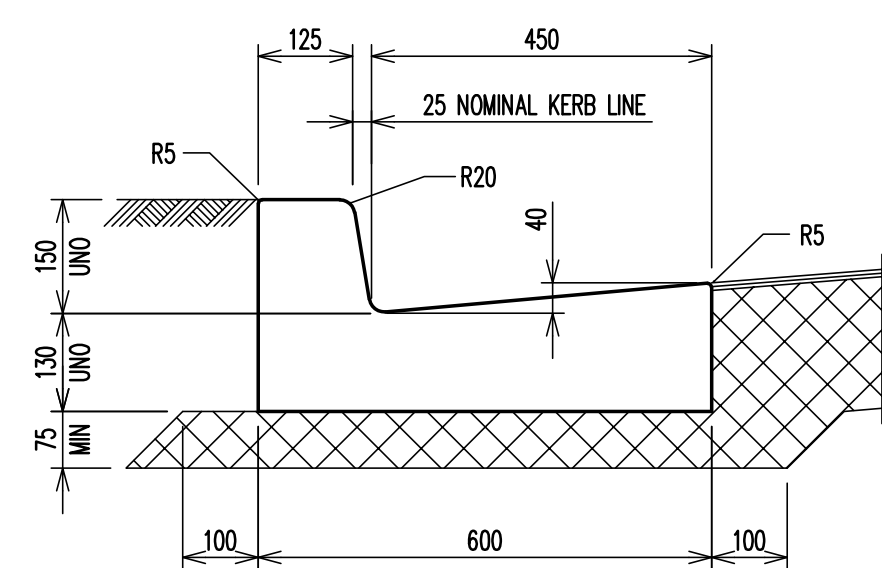


RETAINING WALL REINFORCEMENT SCHEDULE			
TYPE	WALL THICKNESS	REINFORCEMENT	DOWELS
T1	225	RL1218 + N16-200	N24-400
T2	200	RL1218 + N12-400	N20-400
T3	100	SL82 FABRIC	N12-600

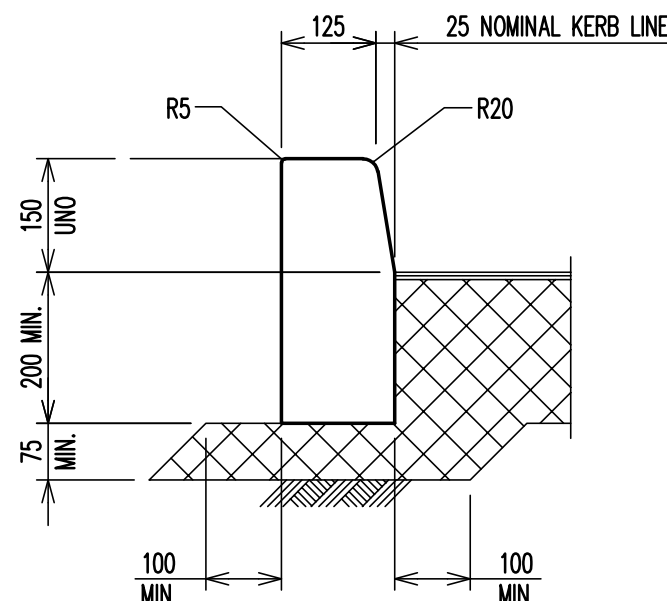
Type	Height (H)	Width (W)	V Bars	X Bars
A	1000	1150	N12-400	N12-400
A	1400	1450	N16-400	N16-400
A	1800	1750	N24-400	N20-400
A	2200	2050	N20-400	N20-400



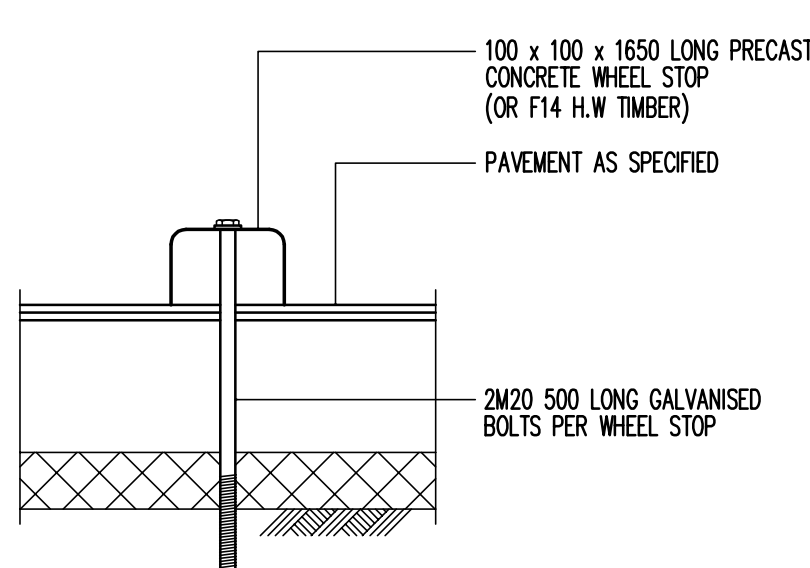
FLUSH KERB (FK)
SCALE 1:10



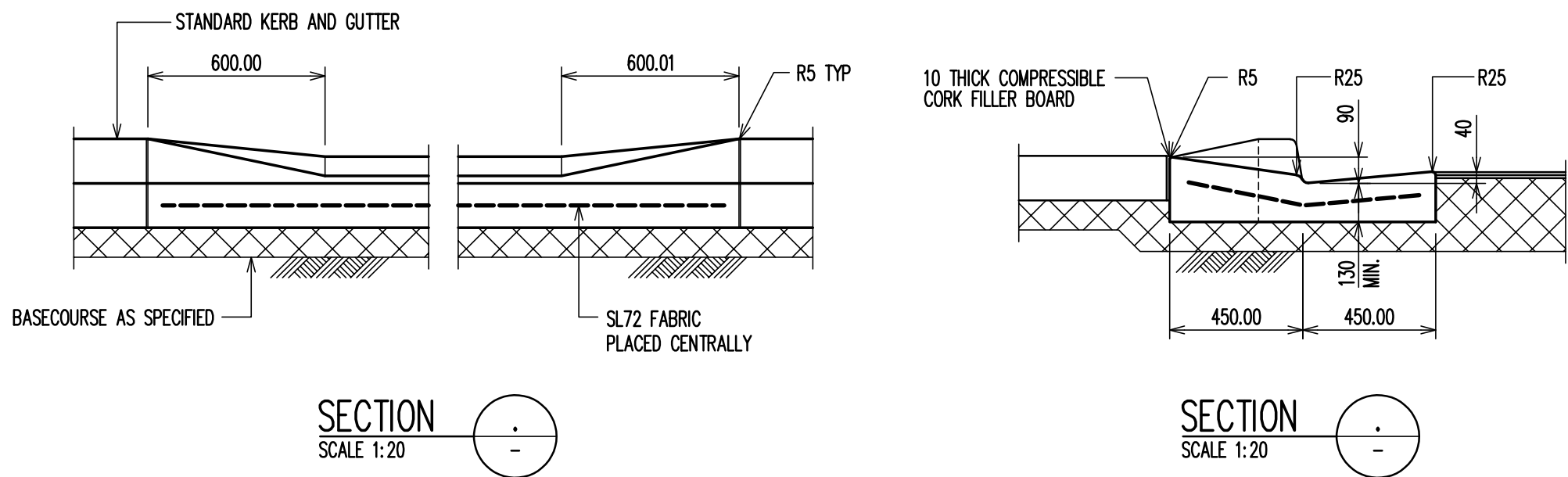
KERB AND GUTTER (K&G)
SCALE 1:10



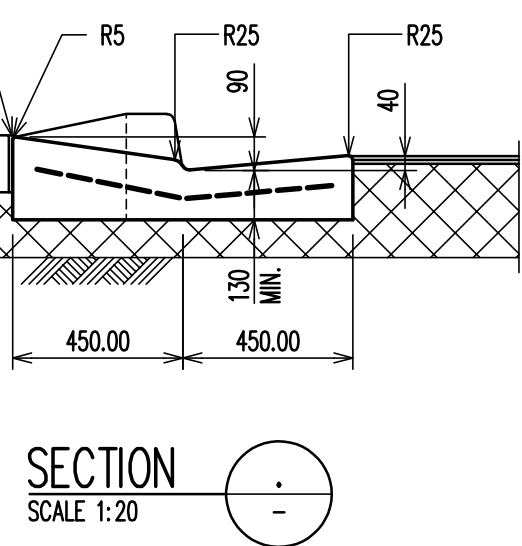
KERB ONLY (KO)
SCALE 1:10



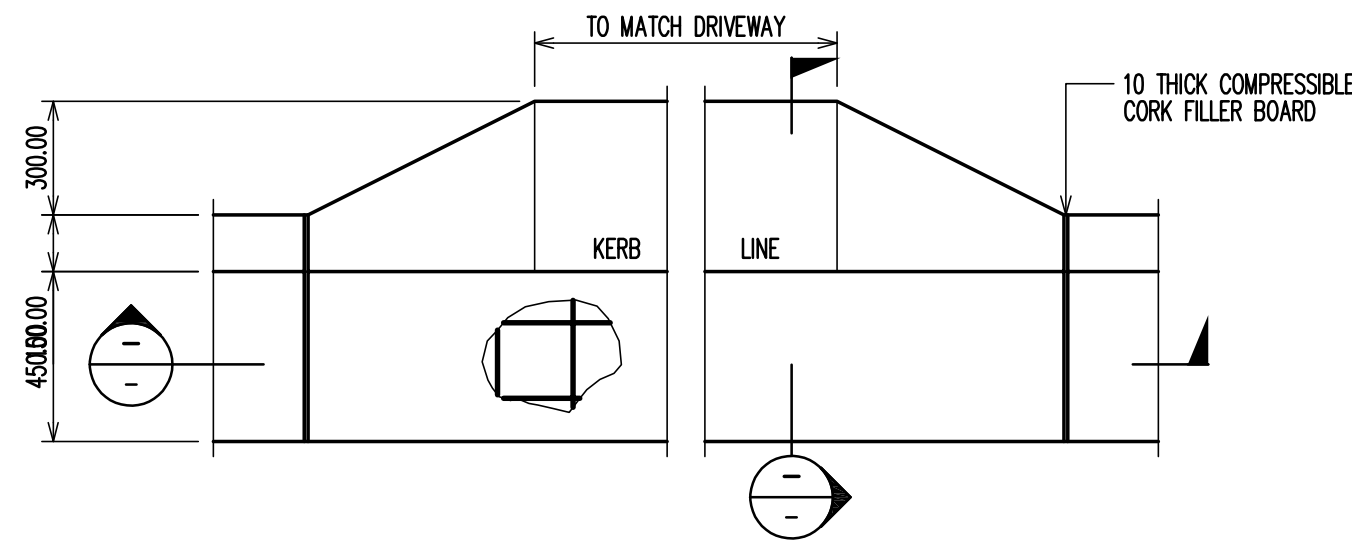
WHEEL STOP IN FLEXIBLE PAVEMENT
SCALE 1:10



SECTION
SCALE 1:20



SECTION
SCALE 1:20



PLAN

VEHICULAR CROSSING
SCALE 1:20

NOTE
FOR VEHICULAR CROSSINGS IN PUBLIC
ROADS, BUILDER TO CONFIRM LOCAL
GOVERNMENT OR ROAD AUTHORITIES
REQUIREMENTS BEFORE CONSTRUCTION

SCALE 1:10 0 0.1 0.2 0.3 0.4 0.5
AT ORIGINAL SIZE

SCALE 1:20 0 0.2 0.4 0.6 0.8 1.0
AT ORIGINAL SIZE

STATE SIGNIFICANT DEVELOPMENT APPLICATION

P6	SS DEVELOPMENT APPLICATION	NO	25	09.05.17					
P5	DRAFT SS DEVELOPMENT APPLICATION	NO	02	14.03.17					
P4	DRAFT SS DEVELOPMENT APPLICATION	NO	SW	23.03.17					
P3	PRELIMINARY	NO	SW	14.03.16					
P2	PRELIMINARY	NO	SW	07.03.16					
P1	PRELIMINARY	NO	AS	08.12.15					
Rev	Description	Eng	Draft	Date	Rev	Description	Eng	Draft	Date

Authorised
TERROIR
LEVEL 2, 79 MYRTLE STREET, CHIPPENDALE NSW 2008

TaylorThomsonWhitting
Consulting Engineers
48 Chandon Street, SULLYLANDS NSW 2065
T: +61 2 9439 7288 F: +61 2 9439 3149 theyo@ttw.com.au
Taylor Thomson Whitting (NSW) Pty Ltd. A/CN 113 578 077

Project
ROUSE HILL ANGLICAN
COLLEGE, ROUSE HILL

Sheet Subject
DETAILS PLAN
SHEET 2 OF 2

Scale: A0
AS SHOWN
AS
Job No
151621
Drawing No
SKC21
Revision
P6
Print File Created: Aug 09, 2017 - 2:15pm