



Loreto Kiribilli
Landscape Masterplan
February 2018



Contents

- Introduction
- Objectives
- Tree Masterplan
- Landscape Stage 1
- Landscape Masterplan
- Planting Palette

Introduction

The following landscape masterplan has been prepared to outline a framework for landscape improvements incorporated in ongoing campus works.

Objectives

As subsequent stages within the masterplan are developed the landscape will adopt the same guiding principles to sympathetic to existing landscape and architectural features.

- Respect and enhance the setting and existing natural features of the site
- Incorporate the accessible and weatherproof paths of travel with existing and proposed buildings
- Propose an ongoing strategy for the retention, removal and replacement of existing trees
- Provide areas gardens to assist with learning eg- food technology, science
- Provide landscape amenity to new buildings
- Propose a consistent palette of materials and planting for ongoing use in future stages

Tree Masterplan

Trees are an important asset to this area and site. The canopy within and surrounding the campus is significant, and the proposal aims to complement and enhance this aesthetic.

Existing Trees

Information on this plan is based on Arboricultural Impact Appraisal and Method Statement completed by Naturally Trees.
Trees have been assessed for their health significance and impact proposed works are likely to have on their health.

Proposed Trees

Trees are proposed are to be a mixture of native and exotic species selected for their suitability for growing on the site, visual amenity and functional considerations.


Existing tree to be retained

Existing tree to be removed

Tree Reference Number
Refer Naturally Trees Report

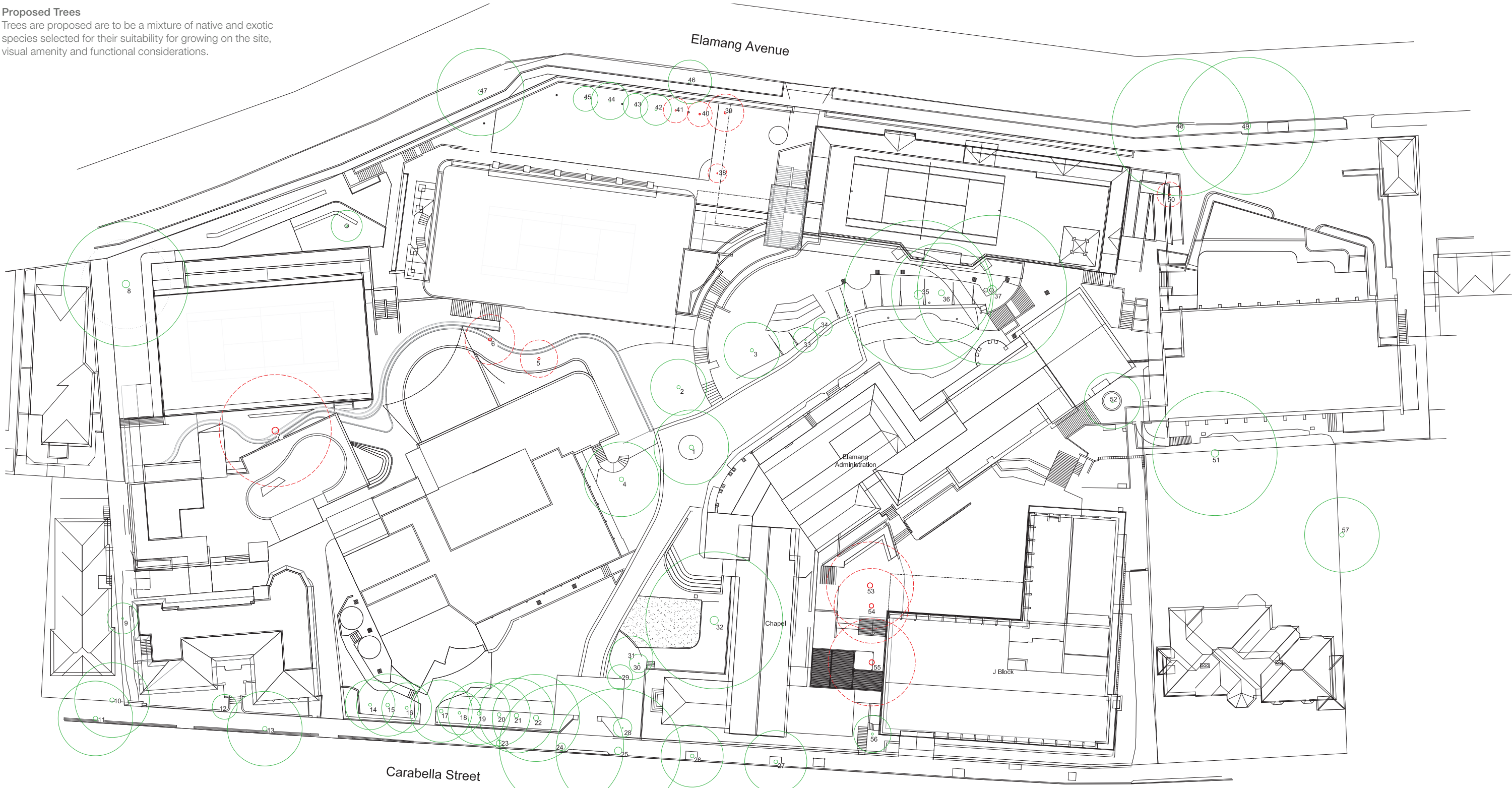
Native Planting

Waterhousia floribunda
Elaeocarpus reticulatus
Tristaniaopsis laurina



Feature Planting

Lagerstroemia indica
Magnolia 'Little Gem'
Frangipani



Landscape Stage 1



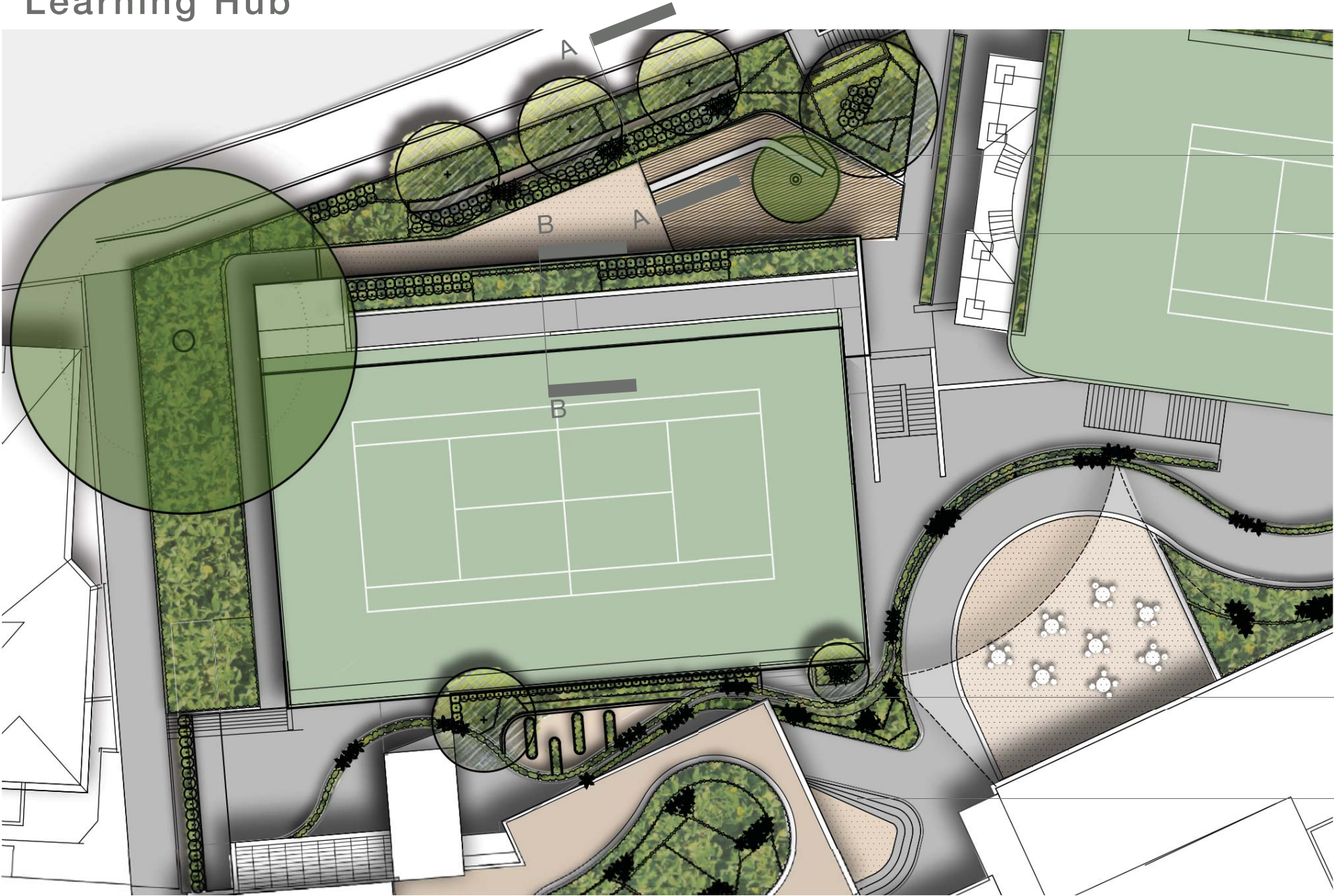
Landscape Masterplan

Eastern Development Precinct
Complimentary landscaping to proposed building may include- boundary planting, breakout spaces, feature planting to circulation and peripheral areas. Planting concepts and materiality to be consistent with stage 1.



Southern Precinct Envelope
Maintain existing trees and provide peripheral landscaping to outdoor learning spaces, circulation and presentational areas. Planting concepts and materiality to be consistent with stage 1.

Learning Hub



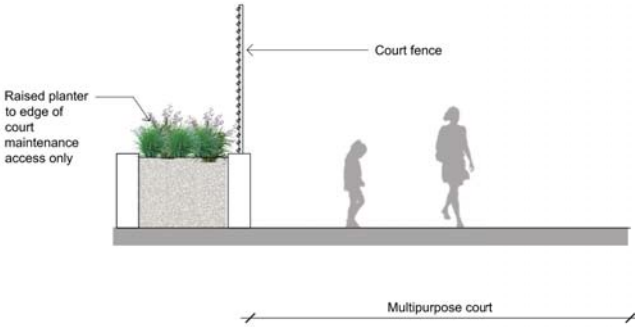
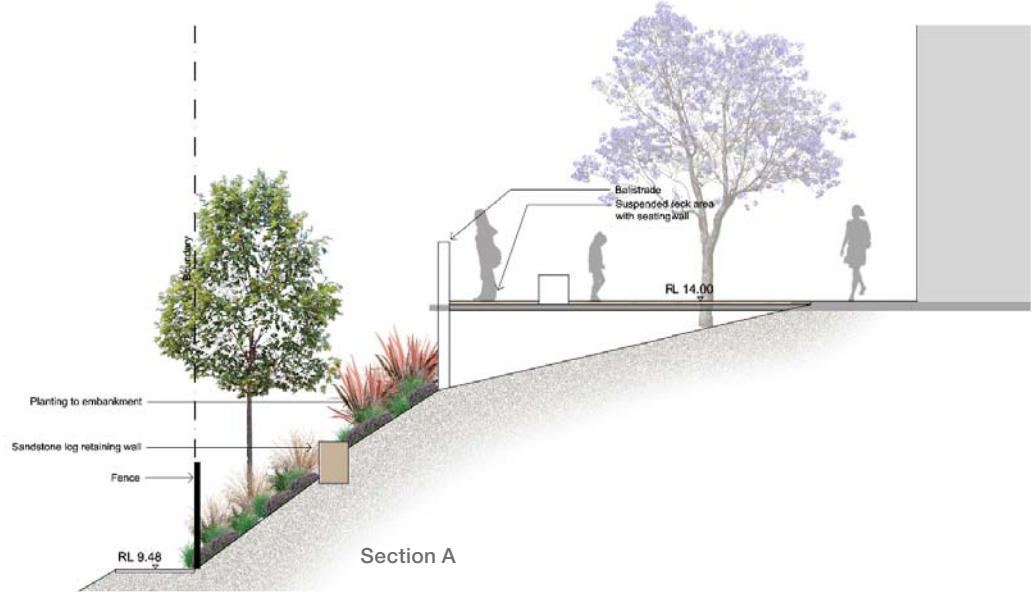
Gymnasium Breakout Space and vegetated embankment.

Planting and seating to multipurpose court edge

Junior school outdoor space. Raised planter beds, learning areas, circulation space.

Food technology garden

Learning hub outdoor learning space

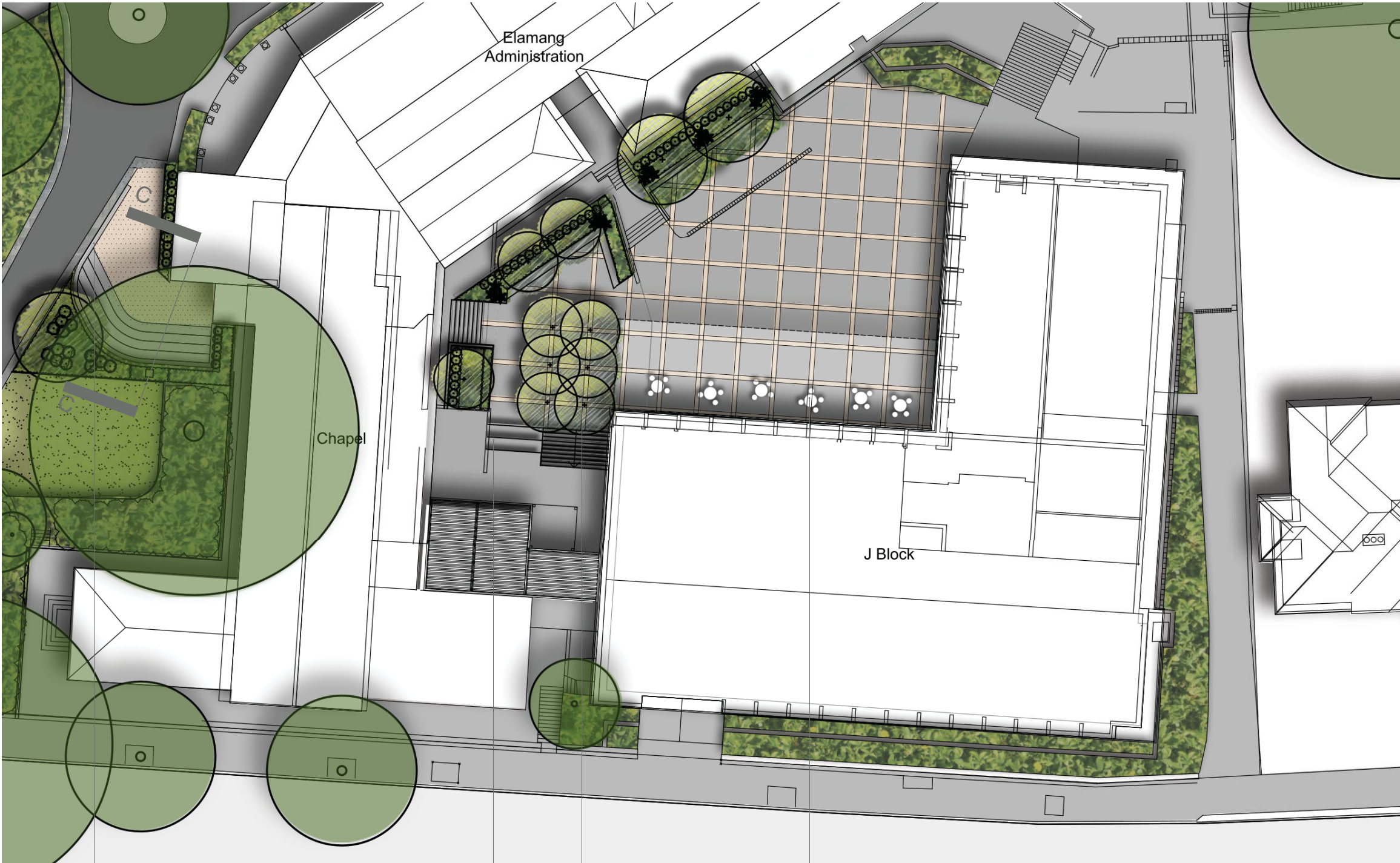


SITE IMAGE
Landscape Architects

Loreto Kirribilli | Landscape Masterplan

Drawing Number 006
Issue D
Date 21.02.2018

Southern Connector

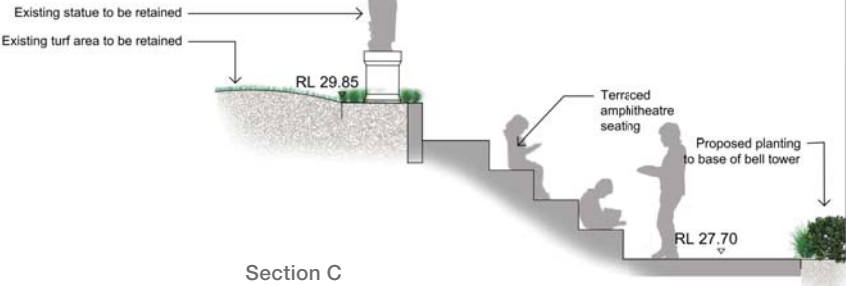


Outdoor learning and seating area

Terraced seating next to stairs









Grid of deciduous trees

Sheltered cafe seating



Materials Palette

The following materials are proposed for the landscape masterplan to provide a unified palette of finishes for the masterplan. Materials have been selected to compliment existing materials, durability and ongoing availability.

PAVING					FURNITURE			
	Ashphalt	Circulation Pathways & Vehicular Zones	-	-		Aluminium or composite timber	Courtyards, terraces	NA
	Aggregate Concrete	Circulation Pathway		Grey cement with aggregate		Flush Concrete Kerb Edging	External landscape space	150m x 150mm
	Unit Paver or Tile	Terraces	500 x 400 x 20mm	Sesame Grey				
	Softfall	Outdoor Learning Spaces		TBA				
	Synthetic Turf	Outdoor Learning spaces						
WALLS								
	Insitu Concrete	Incorporated into proposed buildings	Width Varies 150/500/1000	Off White				

Planting Palette

The following palting palette is proposed for the landscape masterplan species listed are proposed to provide a broad framework across the scool with further themes and requirements picked up in the development of future areas.

Botanic Name	Common Name	Mature Size (m) h x w	Pot Size	Low Water Use	indigenous / Native	Bird Attracting	Scented
Trees							
Elaeocarpus reticulatus	Bluebery Ash	4 x 8	200L	*	*	*	
Gleditsia triacanthos var. inermis 'Shademaster'	Green Honey Locust	12 x 10	200L				
Lagerstroemia indica	Indian Summer Crepe Myrtle	6 x 4	200L			*	
Jacaranda mimosifolia		10 x 8	200L			*	
Melaleuca styphelioides	Prickly-leaved Paperbark	8 x 6	200L		*		
Tristaniopsis laurina	Water Gum	6 x 4	200L	*	*	*	
Magnolia 'Little Gem'		6 x 3	200L				
Shrubs & Accents							
Arthropodium cirratum	New Zealand Rock Lily	0.5 x 0.5	300mm				
Asplenium australasicum	Birds Nest Fern	1 x 1	300mm	*	*		
Beschorneria yuccoides	Mexican Lily	1.5 x 1.5	300mm	*			
Buxus Microphylla Japonica	Japanses Box Hedge	6 x 6	300mm				
Camellia sasanqua 'Setsugekka'		4 x 1.5	300mm				
Cordylina 'Red Sensation'		1 x 1	300mm				
Doryanthes excelsa	Gymea Lily	1 x 1	300mm		*		
Lavandula dentata	French Lavender	1.2 x 1.2	300mm				*
Murraya paniculata	Orange Jessamine	1 x 1.2	300mm				
Philodendron 'Xanadu'	Philodendron Xanadu	0.5 x 0.5	300mm				
Raphiolepis indica 'Oriental Pearl'	Indian Hawthorne	1 x 1	300mm				
Russelia equisetiformis	Fountainbush	1 x 4	300mm				
Rosmarinus officinalis	Rosemary	1.5 x 1.5	300mm	*			*
Viburnum odoratissimum	Sweet Viburnum	1.5 x 1.5	300mm				
Westringia fruticosa	Coastal Rosemary	1 x 1	300mm		*		*
Grasses and Groudcovers							
Acanthus mollis	Oyster Plant	1 x 1	150mm				
Agapanthus orientalis	Agapantha	0.6 x 0.6	150mm				
Carpobrotus glaucescens	Pigface	.1 x 2	150mm		*		
Clivia miniata	Kaffir Lily	.4 x .4	150mm				
Convolvulus mauritanicus	Bindweed	.3 x .7	150mm				
Dichondra repens	Kidney Weed	.1 x 1	150mm		*		
Hardenbergia violacea	Happy Wanderer	.4 x 1	150mm		*		
Hibbertia scandens	Climbing Guinea Flower	.2 x 1	150mm		*		
Juniperus conferta	Shore Juniper	.2 x 1	150mm				
Liriope muscari 'Just Right'	Liriope 'Just Right'	0.5 x 0.5	150mm				
Lomandra longifolia	Spiny Head Matt Rush	1 x 1	150mm		*		
Lomandra 'Tanika'		.6 x .6	150mm				
Myoporum parvifolium 'Yareena'		.1 x 2	150mm				
Viola hederacea	Native Violet	.1 x 1	150mm		*		
Tagetes erecta	Marigold	1 x 0.4	150mm				
Trachelospermum jasminoides	Star Jasmine	.2 x 1	150mm				*
Tulbaghia violacea	Society Garlic	.3 x .3	150mm				
Russelia equisetiformis	Firecracker Plant	1 x 1	150mm				
Food Technology							
Citrus limon 'Dwarf Eureka'	Dwarf Eureka Lemon	3 x 1	100L				
Malus 'Granny Smith'	Granny Smith Apple Tree	6 x 4	100L				
Malus ioensis 'Plena'	Prairie Crab-Apple	6 x 4	100L				
Alium spp.	Leek	0.4 x 0.1	150mm				
Ocimum basilicum	Sweet Basil	.6 x .6	150mm				*
Beta vulgaris	Beetroot	0.3	150mm				
Cymbopogon citratus	Lemongrass		150mm				
Coriandrum sativum	Coriander		150mm				
Daucus carota	Carrot	0.2	150mm				
Fragaria x ananassa	Strawberry	0.1 x 0.1	150mm				
Ipomoea batatas	Sweet Potato	0.1 x 0.4	150mm				
Mentha spicata	Mint	1 x 1	150mm				*
Pisum sativum var. saccharatum	Snow Peas	1	150mm				
Rosemarinus officinalis	Rosemary	0.5 x 0.5	150mm				*
Salvia elegans	Pineapple Sage	1.5 x 1.5	150mm				
Salvia officinalis	Common Sage	0.5 x 0.5	150mm				
Solanum tuberosum	Potato	-	150mm				
Tomato spp.	Tomato Vine	1	150mm				
Thymus vulgaris	Common Thyme	0.3 x 0.3	150mm				*



Loreto Kirribilli

Learning Hub, Gymnasium and Connectors

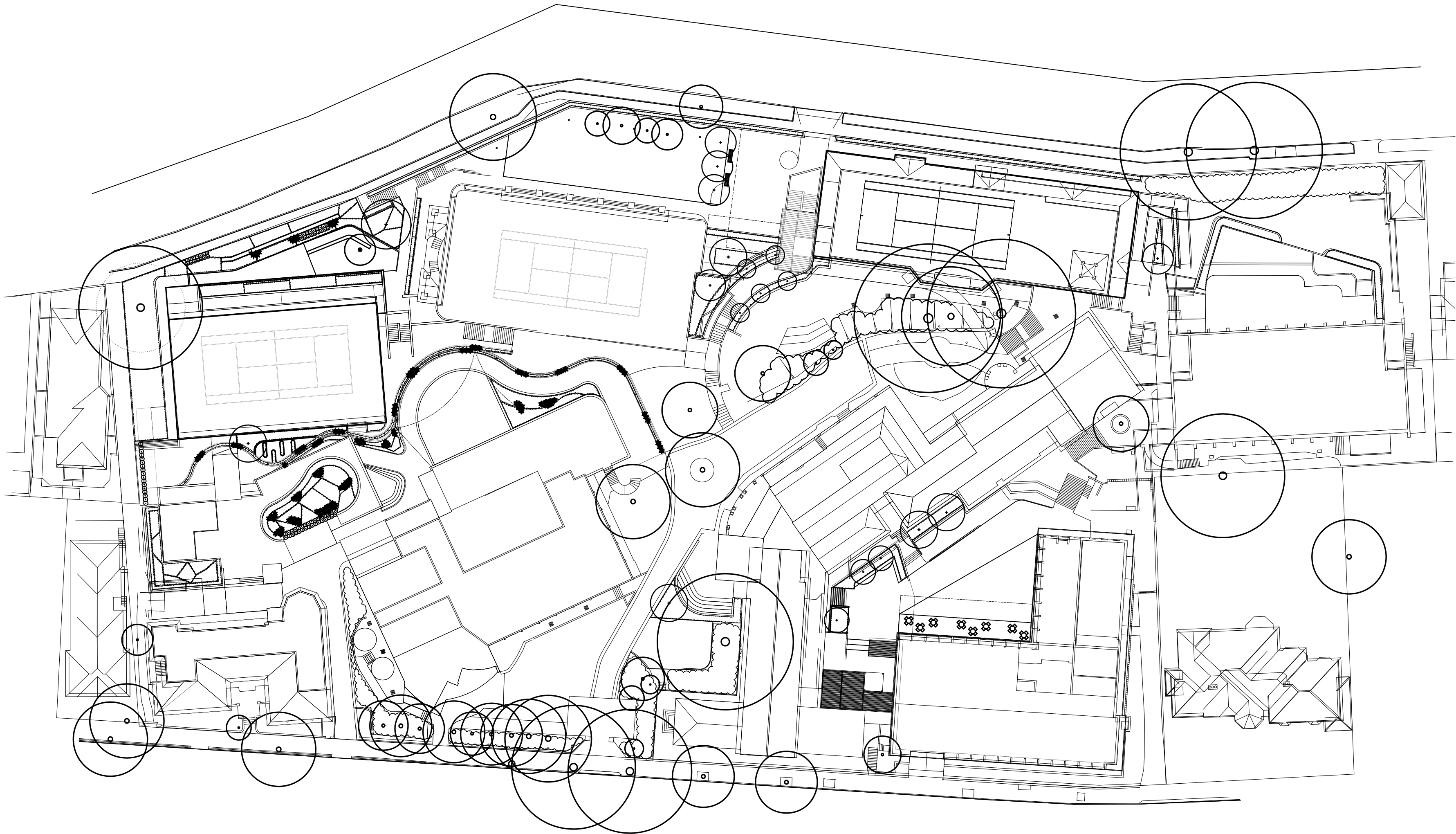
Landscape Development Application

© 2016 Site Image (NSW) Pty Ltd. ABN 44 801 262 380 as agent for Site Image NSW Partnership. All rights reserved. This drawing is copyright and shall not be reproduced or copied in any form or by any means (graphic, electronic or mechanical including photocopy) without the written permission of Site Image (NSW) Pty Ltd. Any license, expressed or implied, to use this document for any purpose what so ever is restricted to the terms of the written agreement between Site Image (NSW) Pty Ltd and the instructing party.

The contractor shall check and verify all work on site (including work by others) before commencing the landscape installation. Any discrepancies are to be reported to the Project Manager or Landscape Architect prior to commencing work. Do not scale this drawing. Any required dimensions not shown shall be referred to the Landscape Architect for confirmation.

Drawing Schedule

Drawing Number	Drawing Title	Scale
LH-000	Landscape Coversheet	N/A
LH-101	Landscape Plan Level Lower Ground 4	1:100
LH-102	Landscape Plan Level Lower Ground 2	1:100
LH-103	Landscape Plan Level Lower Ground 1	1:100
LH-104	Landscape Plan Level Ground	1:100
LH-105	Landscape Plan Level Level 1 & Rooftop	1:100
LH-106	Landscape Plan Northern Connector	1:100
LH-107	Landscape Plan Eastern Ramp Connector	1:100
LH-108	Landscape Plan Southern Connector	1:100
LH-501	Landscape Details	As Shown
LH-601	Landscape Sections	As Shown

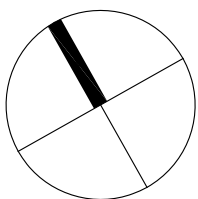


Site Plan | Scale 1:500

E	Updated for council comments	SM	NM	25.01.2018
D	Architectural coordination	SM	NM	12.07.2017
C	Preliminary DA	JD	NM	20.03.2017
B	Architectural coordination	JD	NM	20.02.2017
A	Preliminary	JD	NM	21.12.2016
Issue	Revision Description	Drawn	Check	Date

LEGEND

Key Plan:



Client:
Loreto Kirribilli

Project:
Loreto Kirribilli
Gymnasium and Learning Hub

S I T E I M A G E

Level 1, 3-5 Baptist Street
Redfern NSW 2016
Australia

Tel: (61 2) 8332 5600
Fax: (61 2) 9698 2677
www.siteimage.com.au

Site Image (NSW) Pty Ltd
ABN 44 801 262 380

Landscape Architects

PRELIMINARY

Drawing Name:
Landscape Coversheet

Scale:
Job Number:
Drawing Number:
Issue:

SS16-3422 LH-000 E

NOT FOR CONSTRUCTION



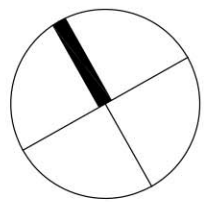
© 2016 Site Image (NSW) Pty Ltd. ABN 44 801 262 380 as agent for Site Image NSW Partnership. All rights reserved. This drawing is copyright and shall not be reproduced or copied in any form or by any means (graphic, electronic or mechanical including photocopy) without the written permission of Site Image (NSW) Pty Ltd. Any license, expressed or implied, to use this document for any purpose what so ever is restricted to the terms of the written agreement between Site Image (NSW) Pty Ltd and the instructing party.

The contractor shall check and verify all work on site (including work by others) before commencing the landscape installation. Any discrepancies are to be reported to the Project Manager or Landscape Architect prior to commencing work. Do not scale this drawing. Any required dimensions not shown shall be referred to the Landscape Architect for confirmation.

F	Updated for council comments	SM	NM	25.01.2018
E	Architectural coordination	SM	NM	12.07.2017
D	Architectural coordination	SM	NM	28.06.2017
C	Preliminary DA	JD	NM	20.03.2017
B	Architectural coordination	JD	NM	20.02.2017
A	Preliminary	JD	NM	21.12.2016
Issue	Revision Description	Drawn	Check	Date

- LEGEND
- Proposed Tree
 - Proposed Shrubs and Accents
 - Proposed Grasses and Groundcovers
 - Decking
 - Softfall or Artificial Turf
 - Concrete

Key Plan:



Client:
Loreto Kirribilli

Project:
**Loreto Kirribilli
Gymnasium and Learning Hub**

SITE IMAGE

Level 1, 3-5 Baptist Street
Redfern NSW 2016
Australia

Tel: (61 2) 8332 5600
Fax: (61 2) 9698 2877
www.siteimage.com.au

Site Image (NSW) Pty Ltd
ABN 44 801 262 380

Landscape Architects

PRELIMINARY

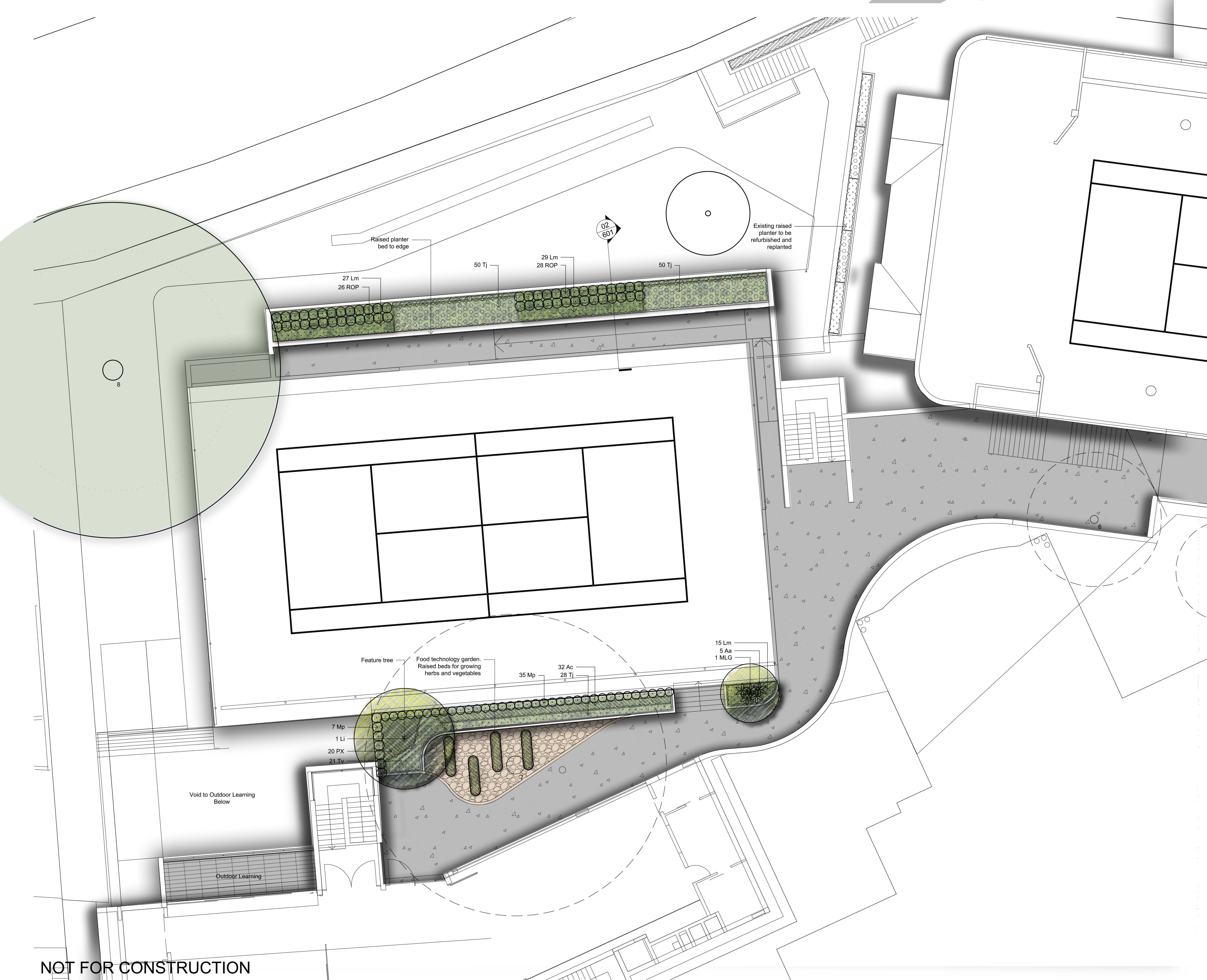
Drawing Name:
**Landscape Plan
Lower Ground 4**

Scale: 1:100 @ A1
Job Number:
SS16-3422

Drawing Number:
LH-101

Issue:
F

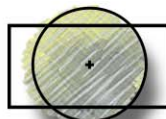





NOT FOR CONSTRUCTION



© 2016 Site Image (NSW) Pty Ltd ABN 44 801 262 380 as agent for Site Image NSW Partnership. All rights reserved. This drawing is copyright and shall not be reproduced or copied in any form or by any means (graphic, electronic or mechanical including photocopy) without the written permission of Site Image (NSW) Pty Ltd. Any license, expressed or implied, to use this document for any purpose what so ever is restricted to the terms of the written agreement between Site Image (NSW) Pty Ltd and the instructing party.

The contractor shall check and verify all work on site (including work by others) before commencing the landscape installation. Any discrepancies are to be reported to the Project Manager or Landscape Architect prior to commencing work. Do not scale this drawing. Any required dimensions not shown shall be referred to the Landscape Architect for confirmation.

E	Updated for council comments	SM	NM	25.01.2018
D	Architectural coordination	SM	NM	12.07.2017
C	Preliminary DA	JD	NM	20.03.2017
B	Architectural coordination	JD	NM	20.02.2017
A	Preliminary	JD	NM	21.12.2016
Issue	Revision Description	Drawn	Check	Date

- LEGEND
-  Proposed Tree
 -  Proposed Shrubs and Accents
 -  Proposed Grasses and Groundcovers
 -  Decking
 -  Softfall or Artificial Turf
 -  Concrete

Key Plan:

Client:
Loreto Kirribilli

Project:
Loreto Kirribilli
Gymnasium and Learning Hub

SITE IMAGE
Level 1, 3-5 Baptist Street
Redfern NSW 2016
Australia
Tel: (61 2) 8332 5600
Fax: (61 2) 9698 2677
www.siteimage.com.au
Site Image (NSW) Pty Ltd
ABN 44 801 262 380
Landscape Architects

PRELIMINARY
Drawing Name:
Landscape Plan
Lower Ground Level 2
Scale: 1:100 @ A1
Job Number:
SS16-3422
Drawing Number:
LH-102
Issue:
E

NOT FOR CONSTRUCTION



© 2016 Site Image (NSW) Pty Ltd ABN 44 801 262 380 as agent for Site Image NSW Partnership. All rights reserved. This drawing is copyright and shall not be reproduced or copied in any form or by any means (graphic, electronic or mechanical including photocopy) without the written permission of Site Image (NSW) Pty Ltd Any license, expressed or implied, to use this document for any purpose what so ever is restricted to the terms of the written agreement between Site Image (NSW) Pty Ltd and the instructing party.

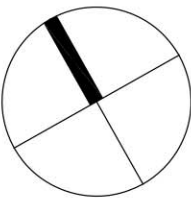
The contractor shall check and verify all work on site (including work by others) before commencing the landscape installation. Any discrepancies are to be reported to the Project Manager or Landscape Architect prior to commencing work. Do not scale this drawing. Any required dimensions not shown shall be referred to the Landscape Architect for confirmation.

E	Updated for council comments	SM	NM	25.01.2018
D	Architectural coordination	SM	NM	12.07.2017
C	Preliminary DA	JD	NM	20.03.2017
B	Architectural coordination	JD	NM	20.02.2017
A	Preliminary	JD	NM	21.12.2016
Issue	Revision Description	Drawn	Check	Date

LEGEND

- Proposed Tree
- Proposed Shrubs and Accents
- Proposed Grasses and Groundcovers
- Decking
- Softfall or Artificial Turf
- Concrete

Key Plan:



Client:
Loreto Kirribilli

Project:
**Loreto Kirribilli
Gymnasium and Learning Hub**

SITE IMAGE

Level 1, 3-5 Baptist Street
Redfern NSW 2016
Australia

Tel: (61 2) 8332 5600
Fax: (61 2) 9698 2877
www.siteimage.com.au

Site Image (NSW) Pty Ltd
ABN 44 801 262 380

PRELIMINARY

Drawing Name:
**Landscape Plan
Lower Ground Level 1**

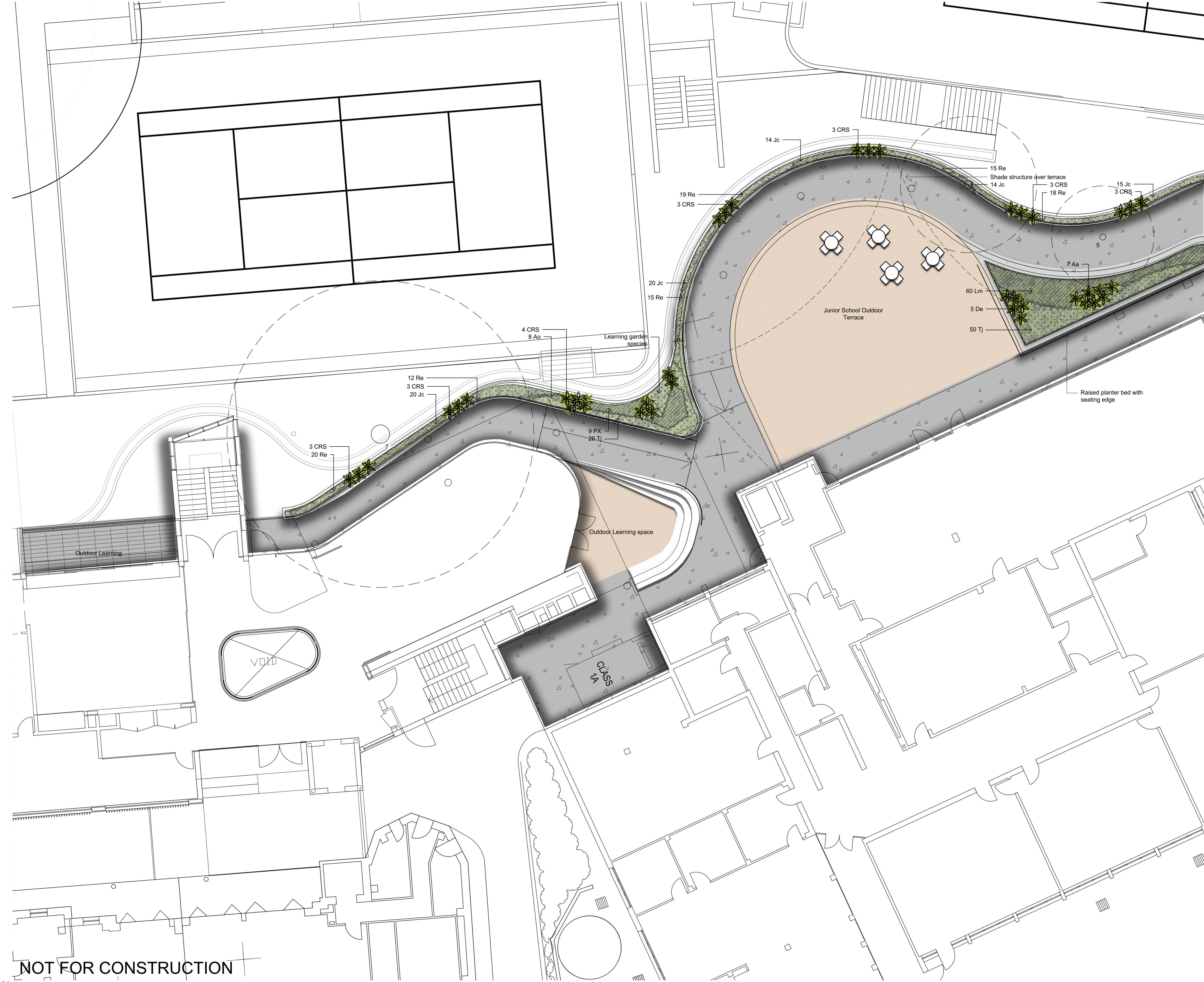
Scale: 1:100 @ A1
Job Number:
SS16-3422

Drawing Number:
LH-103

Issue:
E

NOT FOR CONSTRUCTION

A1



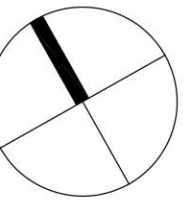
© 2016 Site Image (NSW) Pty Ltd ABN 44 801 262 380 as agent for Site Image NSW Partnership. All rights reserved. This drawing is copyright and shall not be reproduced or copied in any form or by any means (graphic, electronic or mechanical including photocopy) without the written permission of Site Image (NSW) Pty Ltd Any license, expressed or implied, to use this document for any purpose what so ever is restricted to the terms of the written agreement between Site Image (NSW) Pty Ltd and the instructing party.

The contractor shall check and verify all work on site (including work by others) before commencing the landscape installation. Any discrepancies are to be reported to the Project Manager or Landscape Architect prior to commencing work. Do not scale this drawing. Any required dimensions not shown shall be referred to the Landscape Architect for confirmation.

E	Updated for council comments	SM	NM	25.01.2018
D	Architectural coordination	SM	NM	12.07.2017
C	Preliminary DA	JD	NM	20.05.2017
B	Architectural coordination	JD	NM	20.02.2017
A	Preliminary	JD	NM	21.12.2016
Issue	Revision Description	Drawn	Check	Date

- LEGEND**
- Proposed Tree
 - Proposed Shrubs and Accents
 - Proposed Grasses and Groundcovers
 - Decking
 - Softfall or Artificial Turf
 - Concrete

Key Plan:



Client:
Loreto Kirribilli

Project:
**Loreto Kirribilli
Gymnasium and Learning Hub**

SITE IMAGE
Level 1, 3-5 Baptist Street
Redfern NSW 2016
Australia
Tel: (61 2) 8332 5600
Fax: (61 2) 9698 2877
www.siteimage.com.au
Site Image (NSW) Pty Ltd
ABN 44 801 262 380



PRELIMINARY

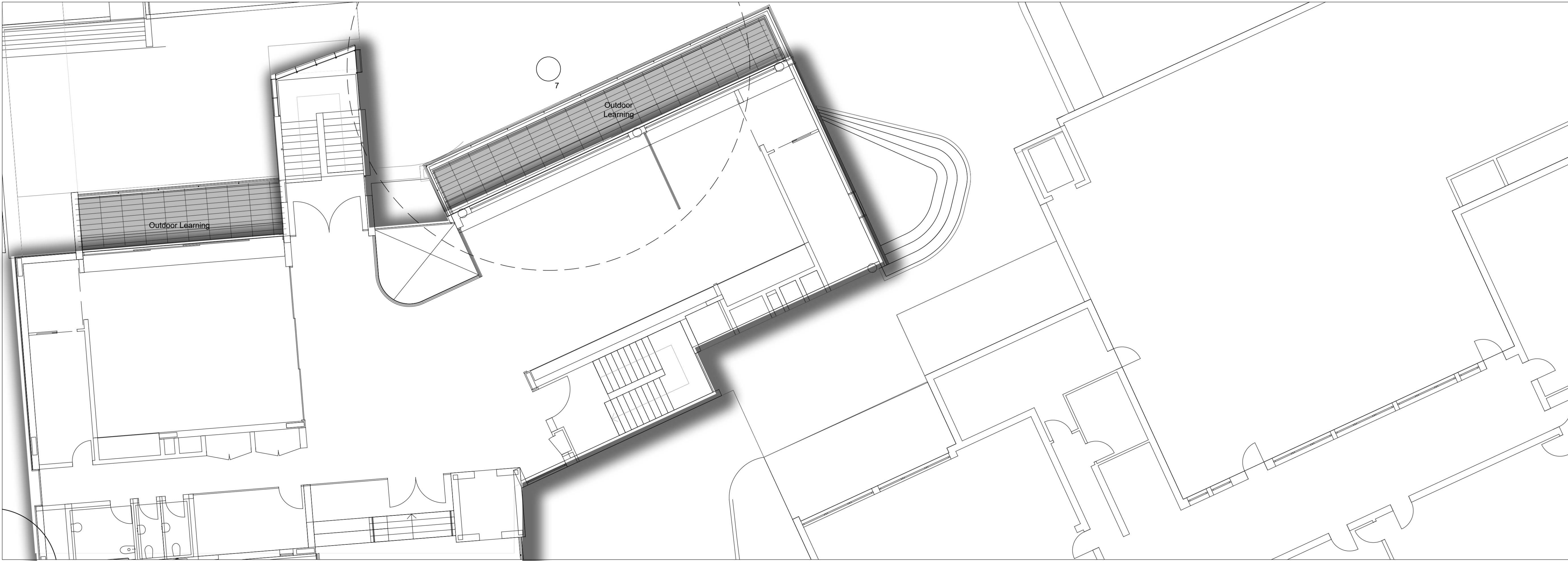
Drawing Name:
**Landscape Plan
Ground Level**

Scale: 1:100 @ A1
Job Number:
SS16-3422

Drawing Number:
LH-104

Issue:
E

NOT FOR CONSTRUCTION



Level 1






Rooftop

NOT FOR CONSTRUCTION

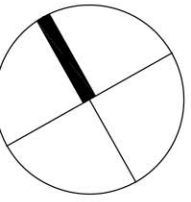
© 2016 Site Image (NSW) Pty Ltd ABN 44 801 262 380 as agent for Site Image NSW Partnership. All rights reserved. This drawing is copyright and shall not be reproduced or copied in any form or by any means (graphic, electronic or mechanical including photocopy) without the written permission of Site Image (NSW) Pty Ltd Any license, expressed or implied, to use this document for any purpose what so ever is restricted to the terms of the written agreement between Site Image (NSW) Pty Ltd and the instructing party.

The contractor shall check and verify all work on site (including work by others) before commencing the landscape installation. Any discrepancies are to be reported to the Project Manager or Landscape Architect prior to commencing work. Do not scale this drawing. Any required dimensions not shown shall be referred to the Landscape Architect for confirmation.

F	Updated for council comments	SM	NM	25.01.2018
E	Architectural coordination	SM	NM	12.07.2017
D	Architectural coordination	SM	NM	28.06.2017
C	Preliminary DA	JD	NM	20.03.2017
B	Architectural coordination	JD	NM	20.02.2017
A	Preliminary	JD	NM	21.12.2016
Issue	Revision Description	Drawn	Check	Date

- LEGEND**
-  Proposed Tree
 -  Proposed Shrubs and Accents
 -  Proposed Grasses and Groundcovers
 -  Decking
 -  Softfall or Artificial Turf
 -  Concrete

Key Plan:



Client:
Loreto Kirribilli

Project:
**Loreto Kirribilli
Gymnasium and Learning Hub**

SITE IMAGE

Level 1, 3-5 Baptist Street
Redfern NSW 2016
Australia

Tel: (61 2) 8332 5600
Fax: (61 2) 9698 2877
www.siteimage.com.au

Site Image (NSW) Pty Ltd
ABN 44 801 262 380


Landscape Architects

PRELIMINARY







Drawing Name:
**Landscape Plan
Level 1 & Rooftop**

Scale: 1:100 @ A1
Job Number:
Drawing Number:
Issue:

0 1 2 3 4 5m

SS16-3422 LH-105 F

LEGEND

	Proposed Tree
	Proposed Shrubs and Accents
	Proposed Grasses and Groundcovers
	Decking
	Softfall or Artificial Turf
	Concrete

Client:
Loreto Kirribilli

Project:
Loreto Kirribilli
Gymnasium and Learning Hub

Level 1, 3-5 Baptist Street
Redfern NSW 2016
Australia

Tel: (61 2) 8332 5600
Fax: (61 2) 9698 2877
www.siteimage.com.au

Site Image (NSW) Pty Ltd
ABN 44 801 262 380

S I T E I M A G E



Landscape Architects

PRELIMINARY

Drawing Name:

Landscape Plan

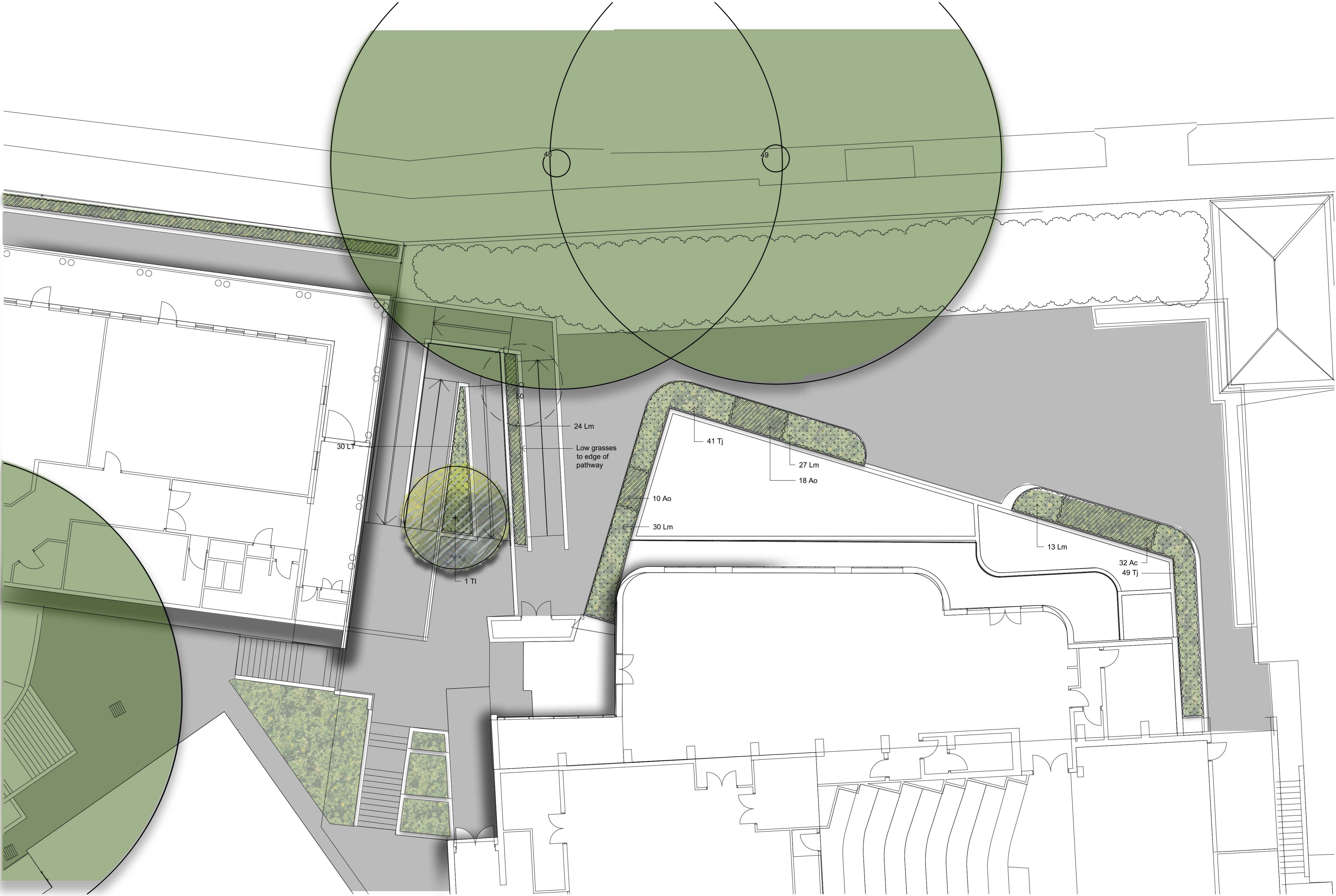
Northern Connector

Scale: 1:100 @ A1







Job Number: _____ Drawing Number: _____ Issue: _____

SS16-3422 LH-106 E

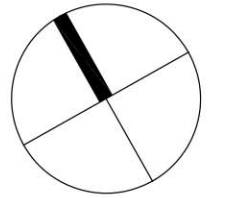
The contractor shall check and verify all work on site (including work by others) before commencing the landscape installation. Any discrepancies are to be reported to the Project Manager or Landscape Architect prior to commencing work. Do not scale this drawing. Any required dimensions not shown shall be referred to the Landscape Architect for confirmation.



E	Updated for council comments	SM	NM	25.01.2018
D	Architectural coordination	SM	NM	12.07.2017
C	Preliminary DA	JD	NM	20.03.2017
B	Architectural coordination	JD	NM	20.02.2017
A	Preliminary	JD	NM	21.12.2016
Issue	Revision Description	Drawn	Check	Date

- LEGEND
-  Proposed Tree
 -  Proposed Shrubs and Accents
 -  Proposed Grasses and Groundcovers
 -  Decking
 -  Softfall or Artificial Turf
 -  Concrete

Key Plan:



Client:
Loreto Kirribilli

Project:
**Loreto Kirribilli
Gymnasium and Learning Hub**

SITE IMAGE
Level 1, 3-5 Baptist Street
Redfern NSW 2016
Australia
Tel: (61 2) 8332 5600
Fax: (61 2) 9696 2877
www.siteimage.com.au
Site Image (NSW) Pty Ltd
ABN 44 801 262 380

Landscape Architects

PRELIMINARY

Drawing Name:
**Landscape Plan
Eastern Ramp Connctor**
Scale: 1:100 @ A1
Job Number: SS16-3422
Drawing Number: LH-107
Issue: E

NOT FOR CONSTRUCTION

The contractor shall check and verify all work on site (including work by others) before commencing the landscape installation. Any discrepancies are to be reported to the Project Manager or Landscape Architect prior to commencing work. Do not scale this drawing. Any required dimensions not shown shall be referred to the Landscape Architect for confirmation.

LEGEND

	Proposed Tree
	Proposed Shrubs and Accents
	Proposed Grasses and Groundcovers
	Decking
	Softfall or Artificial Turf
	Concrete

S I T E I M A G E



Landscape Architects

Scale:

Job Number: Drawing Number: Issue:

SS16-3422 LH-108 A

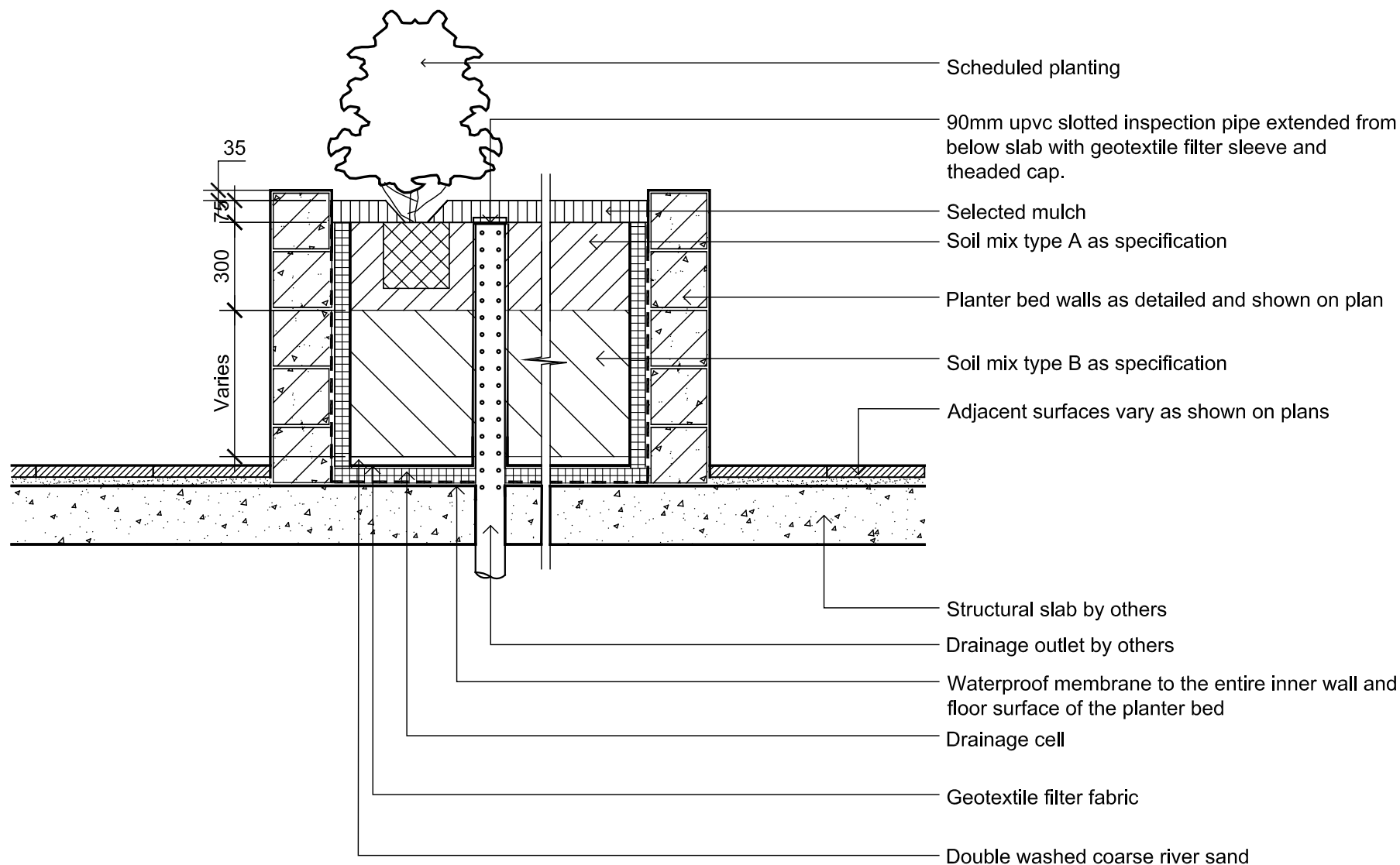
A1

<i>Botanic Name</i>	<i>Common Name</i>	<i>Mature Size (m) h x w</i>	<i>Pot Size</i>
Trees			
Er <i>Elaeocarpus reticulatus</i>	Bluebery Ash	4 x 8	200L
SG <i>Gleditsia triacanthos</i> var. <i>inermis</i> 'Shademaster'	Green Honey Locust	12 x 10	200L
Li <i>Lagerstroemia indica</i>	Indian Summer Crepe Myrtle	6 x 4	200L
Jm <i>Jacaranda mimosifolia</i>		10 x 8	200L
Ms <i>Melaleuca styphelioides</i>	Prickly-leaved Paperbark	8 x 6	200L
Ti <i>Tristaniopsis laurina</i>	Water Gum	6 x 4	200L
MLG <i>Magnolia</i> 'Little Gem'		6 x 3	200L

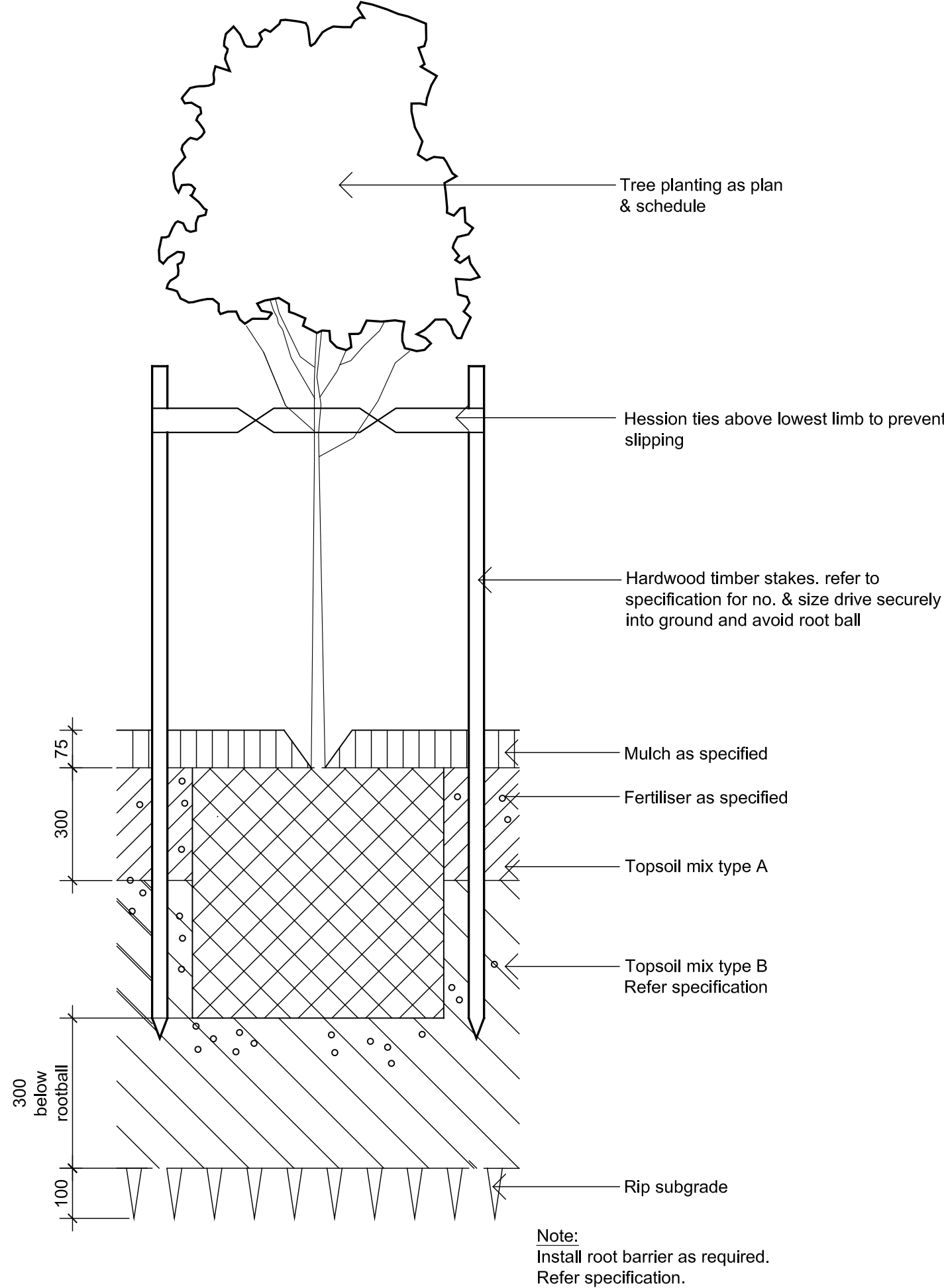
Shrubs & Accents			
Ac <i>Arthropodium cirratum</i>	New Zealand Rock Lily	0.5 x 0.5	300mm
Aa <i>Asplenium australasicum</i>	Birds Nest Fern	1 x 1	300mm
By <i>Beschorneria yuccoides</i>	Mexican Lily	1.5 x 1.5	300mm
BJ <i>Buxus Microphylla Japonica</i>	Japanses Box Hedge	6 x 6	300mm
CS <i>Camellia sasanqua</i> 'Setsugekka'		4 x 1.5	300mm
CRS <i>Cordyline</i> 'Red Sensation'		1 x 1	300mm
De <i>Doryanthes excelsa</i>	Gymea Lily	1 x 1	300mm
Ld <i>Lavandula dentata</i>	French Lavender	1.2 x 1.2	300mm
Mp <i>Murraya paniculata</i>	Orange Jessamine	1 x 1.2	300mm
PX <i>Philodendron</i> 'Xanadu'	Philodendron Xanadu	0.5 x 0.5	300mm
ROP <i>Rhaphiolepis indica</i> 'Oriental Pearl'	Indian Hawthorne	1 x 1	300mm
Re <i>Russelia equisetiformis</i>	Fountainbush	1 x 4	300mm
ROP <i>Rosmarinus officinalis</i>	Rosemary	1.5 x 1.5	300mm
Vo <i>Viburnum odoratissimum</i>	Sweet Viburnum	1.5 x 1.5	300mm
Wf <i>Westringia fruticosa</i>	Coastal Rosemary	1 x 1	300mm

Grasses and Groudcovers			
Am <i>Acanthus mollis</i>	Oyster Plant	1 x 1	150mm
Ao <i>Agapanthus orientalis</i>	Agapantha	0.6 x 0.6	150mm
Cg <i>Carpobrotus glaucescens</i>	Pigface	.1 x 2	150mm
Cm <i>Clivia miniata</i>	Kaffir Lily	4 x 4	150mm
Cma <i>Convolvulus mauritanicus</i>	Bindweed	.3 x .7	150mm
Dr <i>Dichondra repens</i>	Kidney Weed	.1 x 1	150mm
Hv <i>Hardenbergia violacea</i>	Happy Wanderer	.4 x 1	150mm
Hs <i>Hibbertia scandens</i>	Climbing Guinea Flower	.2 x 1	150mm
Jc <i>Juniperus conferta</i>	Shore Juniper	.2 x 1	150mm
Lm <i>Liriope muscari</i> 'Just Right'	Liriope 'Just Right'	0.5 x 0.5	150mm
Li <i>Lomandra longifolia</i>	Spiny Head Matt Rush	1 x 1	150mm
LT <i>Lomandra</i> 'Tanika'		.6 x .6	150mm
MY <i>Myoporum parvifolium</i> 'Yareena'		.1 x 2	150mm
Vh <i>Viola hederacea</i>	Native Violet	.1 x 1	150mm
Te <i>Tagetes erecta</i>	Marigold	1 x 0.4	150mm
TJ <i>Trachelospermum jasminoides</i>	Star Jasmine	.2 x 1	150mm
Tv <i>Tulbaghia violacea</i>	Society Garlic	.3 x .3	150mm
Re <i>Russelia equisetiformis</i>	Firecracker Plant	1 x 1	150mm

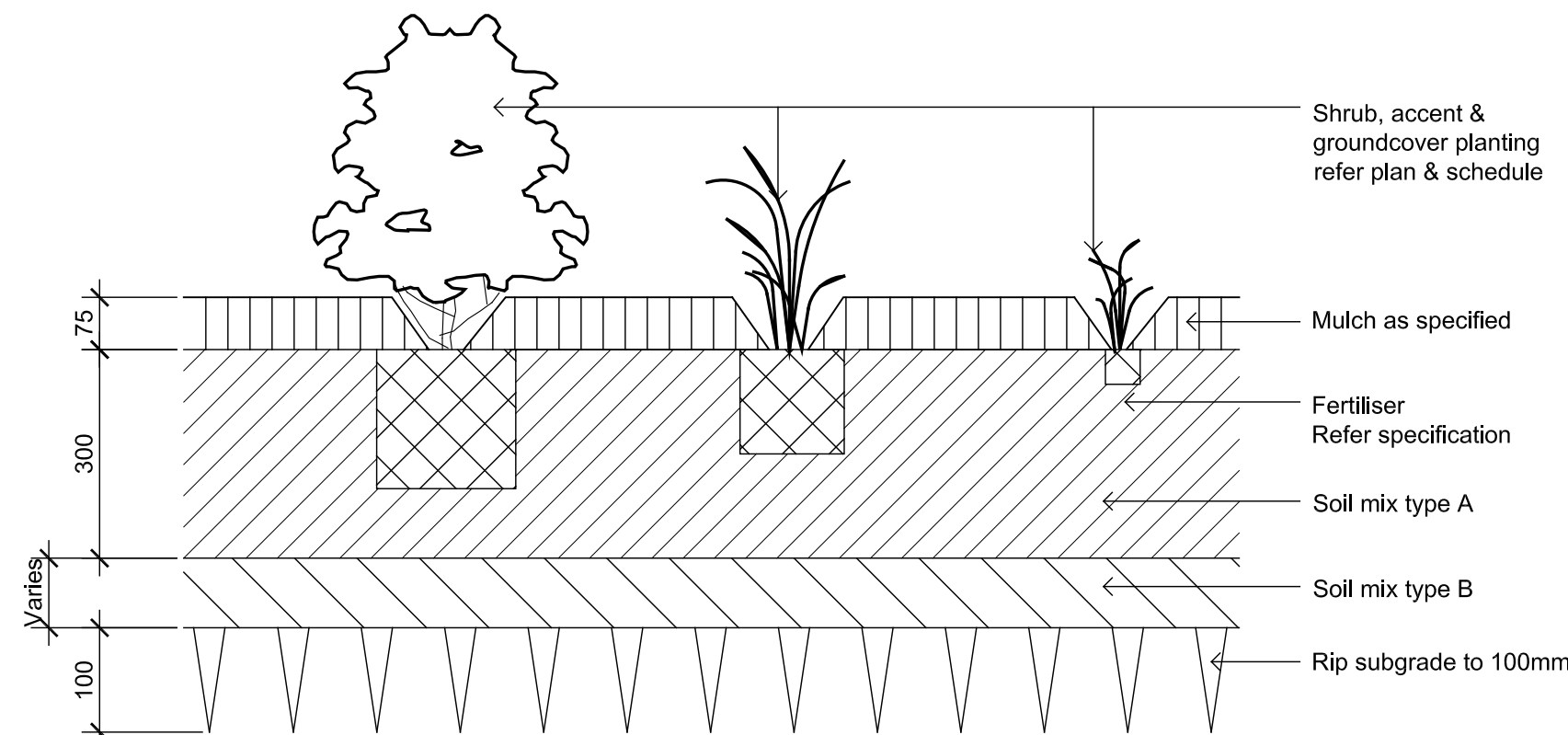
Food Technology			
CDE <i>Citrus limon</i> 'Dwarf Eureka'	Dwarf Eureka Lemon	3 x 1	100L
MGS <i>Malus</i> 'Granny Smith'	Granny Smith Apple Tree	6 x 4	100L
MP <i>Malus ioensis</i> 'Plena'	Prairie Crab-Apple	6 x 4	100L
As <i>Alium</i> spp.	Leek	0.4 x 0.1	150mm
Ob <i>Ocimum basilicum</i>	Sweet Rasil	6 x 6	150mm
Bv <i>Beta vulgaris</i>	Beetroot	0.3	150mm
Cc <i>Cymbopogon citratus</i>	Lemongrass		150mm
Cs <i>Coriandrum sativum</i>	Coriander		150mm
Dc <i>Daucus carota</i>	Carrot	0.2	150mm
Fa <i>Fragaria x ananassa</i>	Strawberry	0.1 x 0.1	150mm
Ib <i>Ipomoea batatas</i>	Sweet Potato	0.1 x 0.4	150mm
Ms <i>Mentha spicata</i>	Mint	1 x 1	150mm
Ps <i>Pisum sativum</i> var. <i>saccharatum</i>	Snow Peas	1	150mm
Ro <i>Rosemarinus officinalis</i>	Rosemary	0.5 x 0.5	150mm
Se <i>Salvia elegans</i>	Pineapple Sage	1.5 x 1.5	150mm
So <i>Salvia officinalis</i>	Common Sage	0.5 x 0.5	150mm
St <i>Solanum tuberosum</i>	Potato	-	150mm
To <i>Tomato</i> spp.	Tomato Vine	1	150mm
Tvu <i>Thymus vulgaris</i>	Common Thyme	0.3 x 0.3	150mm



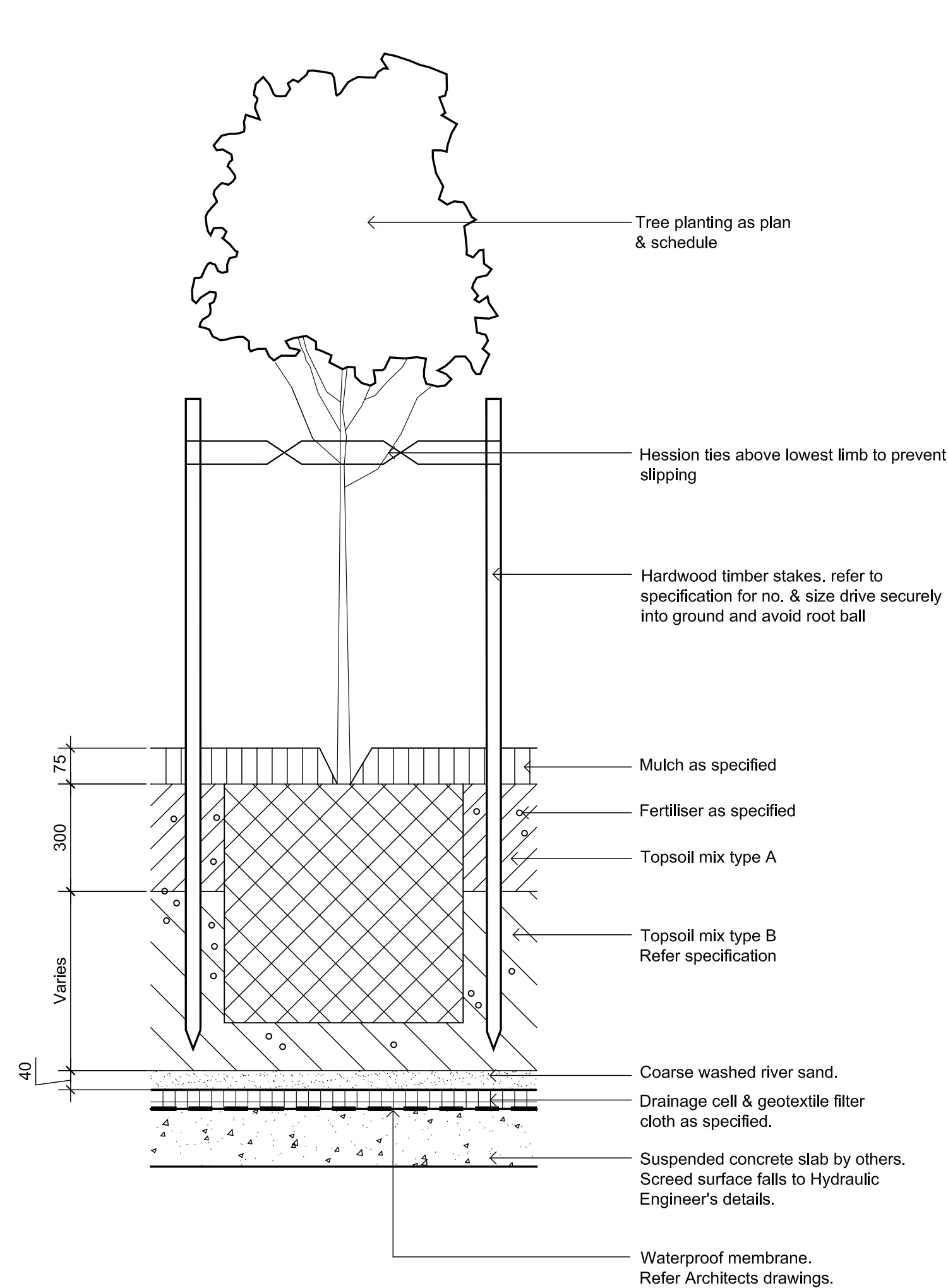
SECTION - TYP. RAISED PLANTER BED ON SUSPENDED SLAB
1:20 INSPECTION / CLEAN OUT RISER PIPE



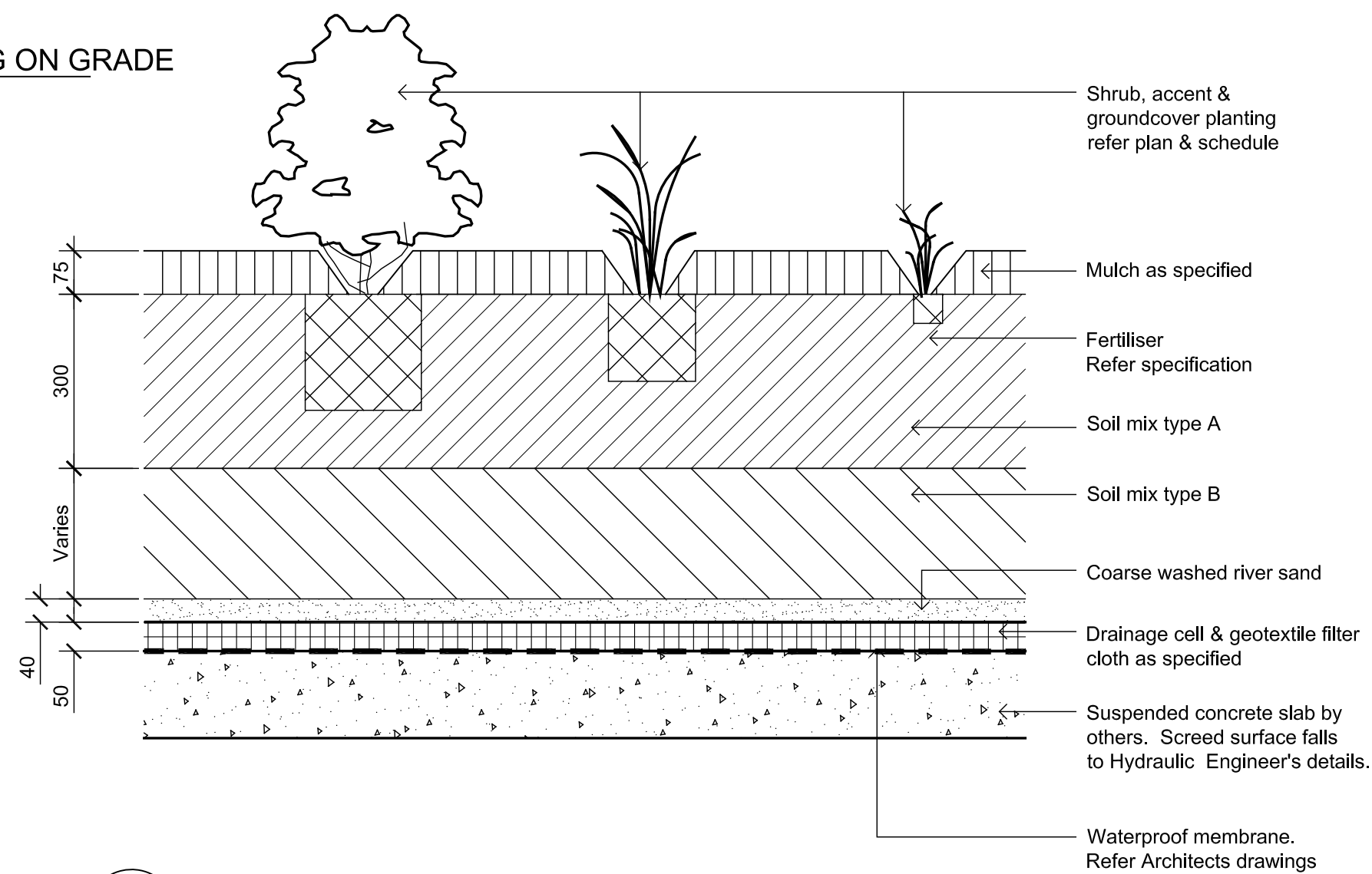
DETAIL - 75-200L TREE PLANTING ON GRADE
1:10



DETAIL - SHRUB, ACCENT & GROUND COVER PLANTING ON GRADE
1:10



DETAIL - 75-200L TREE PLANTING ON SLAB
1:10



DETAIL - SHRUB, ACCENT & GROUND COVER PLANTING ON SLAB
1:10

© 2016 Site Image (NSW) Pty Ltd. ABN 44 801 262 380 as agent for Site Image NSW Partnership. All rights reserved. This drawing is copyright and shall not be reproduced or copied in any form or by any means (graphic, electronic or mechanical including photocopy) without the written permission of Site Image (NSW) Pty Ltd. Any license, expressed or implied, to use this document for any purpose what so ever is restricted to the terms of the written agreement between Site Image (NSW) Pty Ltd and the instructing party.

The contractor shall check and verify all work on site (including work by others) before commencing the landscape installation. Any discrepancies are to be reported to the Project Manager or Landscape Architect prior to commencing work. Do not scale this drawing. Any required dimensions not shown shall be referred to the Landscape Architect for confirmation.

E	Updated for council comments	SM	NM	25.01.2018
D	Architectural coordination	SM	NM	12.07.2017
C	Preliminary DA	JD	NM	20.03.2017
B	Architectural coordination	JD	NM	20.02.2017
A	Preliminary	JD	NM	21.12.2016
Issue	Revision Description	Drawn	Check	Date

LEGEND

Key Plant:

Client:

Loreto Kirribilli

Project:

Loreto Kirribilli

Gymnasium and Learning Hub

SITE IMAGE
Level 1, 3-5 Baptist Street
Redfern NSW 2016
Australia
Tel: (61 2) 8332 5600
Fax: (61 2) 9698 2877
www.siteimage.com.au
Site Image (NSW) Pty Ltd
ABN 44 801 262 380



Landscape Architects

PRELIMINARY

Drawing Name:

Landscape Details

Scale:

Job Number:

SS16-3422

Drawing Number:

LH-501

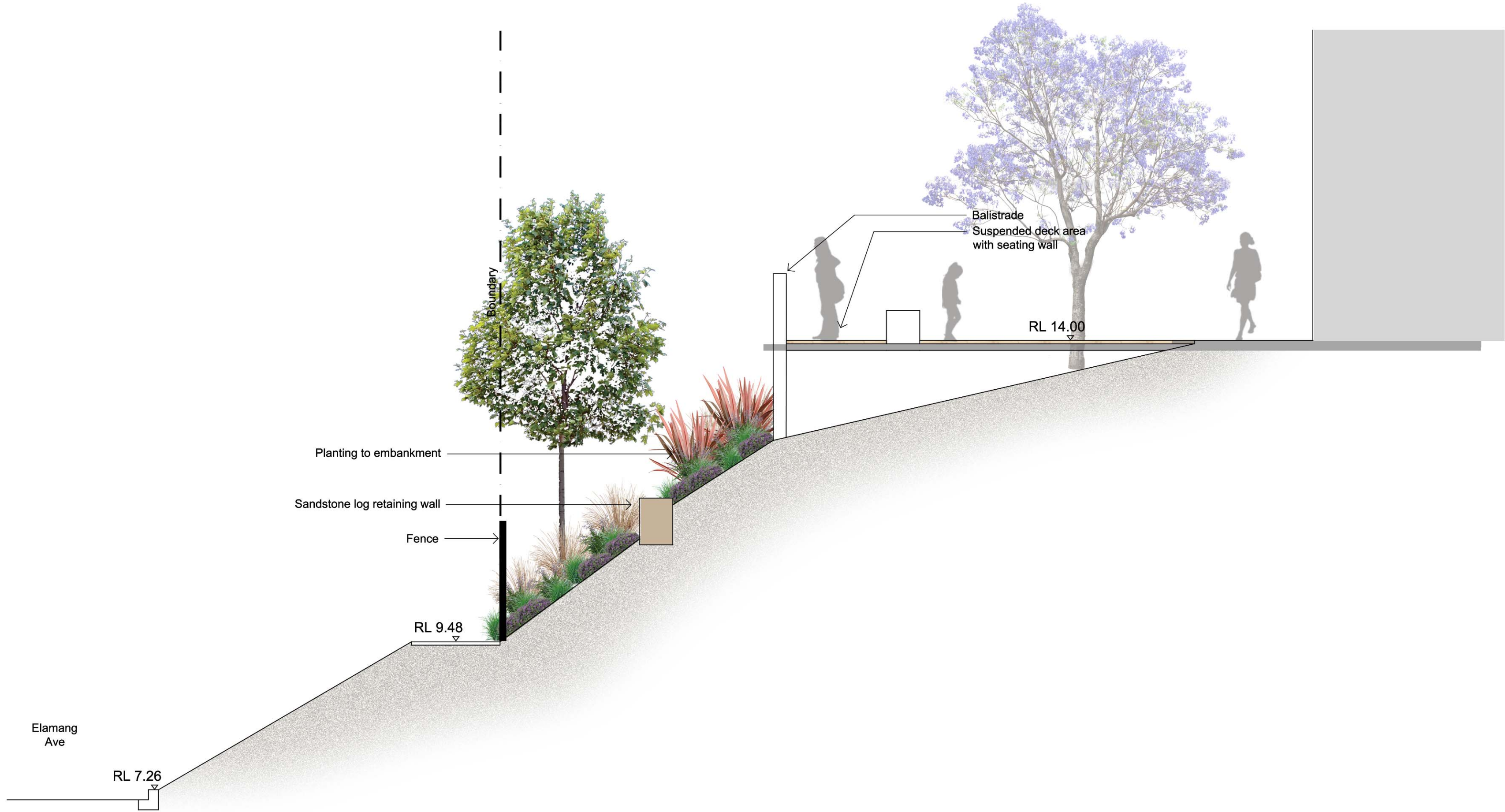
Issue:

E

The contractor shall check and verify all work on site (including work by others) before commencing the landscape installation. Any discrepancies are to be reported to the Project Manager or Landscape Architect prior to commencing work. Do not scale this drawing. Any required dimensions not shown shall be referred to the Landscape Architect for confirmation.

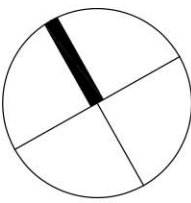
E	Updated for council comments	SM	NM	25.01.2018
D	Architectural coordination	SM	NM	12.07.2017
C	Preliminary DA	JD	NM	20.03.2017
B	Architectural coordination	JD	NM	20.02.2017
A	Preliminary	JD	NM	21.12.2016
Issue	Revision Description	Drawn	Check	Date

LEGEND



01 Level A Section
601 1:50

Key Plan:



Client:

Loreto Kirribilli

Project:

Loreto Kirribilli
Gymnasium and Learning Hub

Level 1, 3-5 Baptist Street
Redfern NSW 2016
Australia
Tel: (61 2) 8332 5600
Fax: (61 2) 9698 2877
www.siteimage.com.au

Site Image (NSW) Pty Ltd
ABN 44 801 262 380

S I T E I M A G E



Landscape Architects

PRELIMINARY

Drawing Name:

Landscape Sections

Scale:

Job Number:

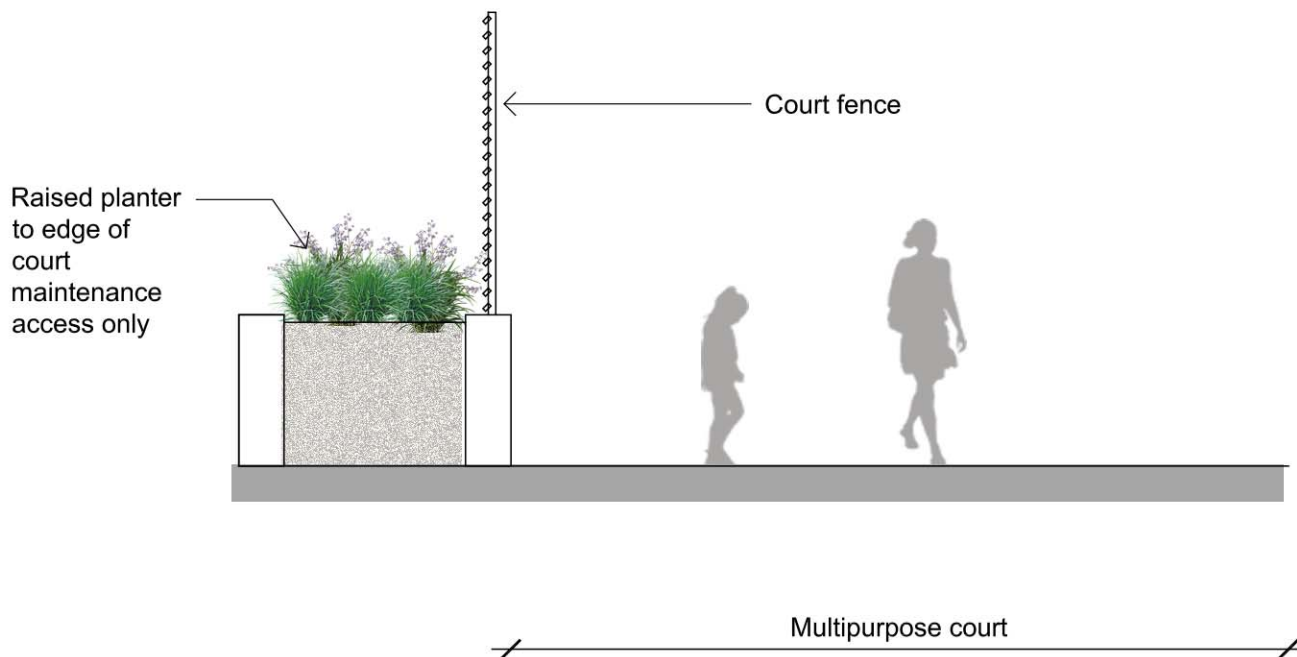
SS16-3422

Drawing Number:

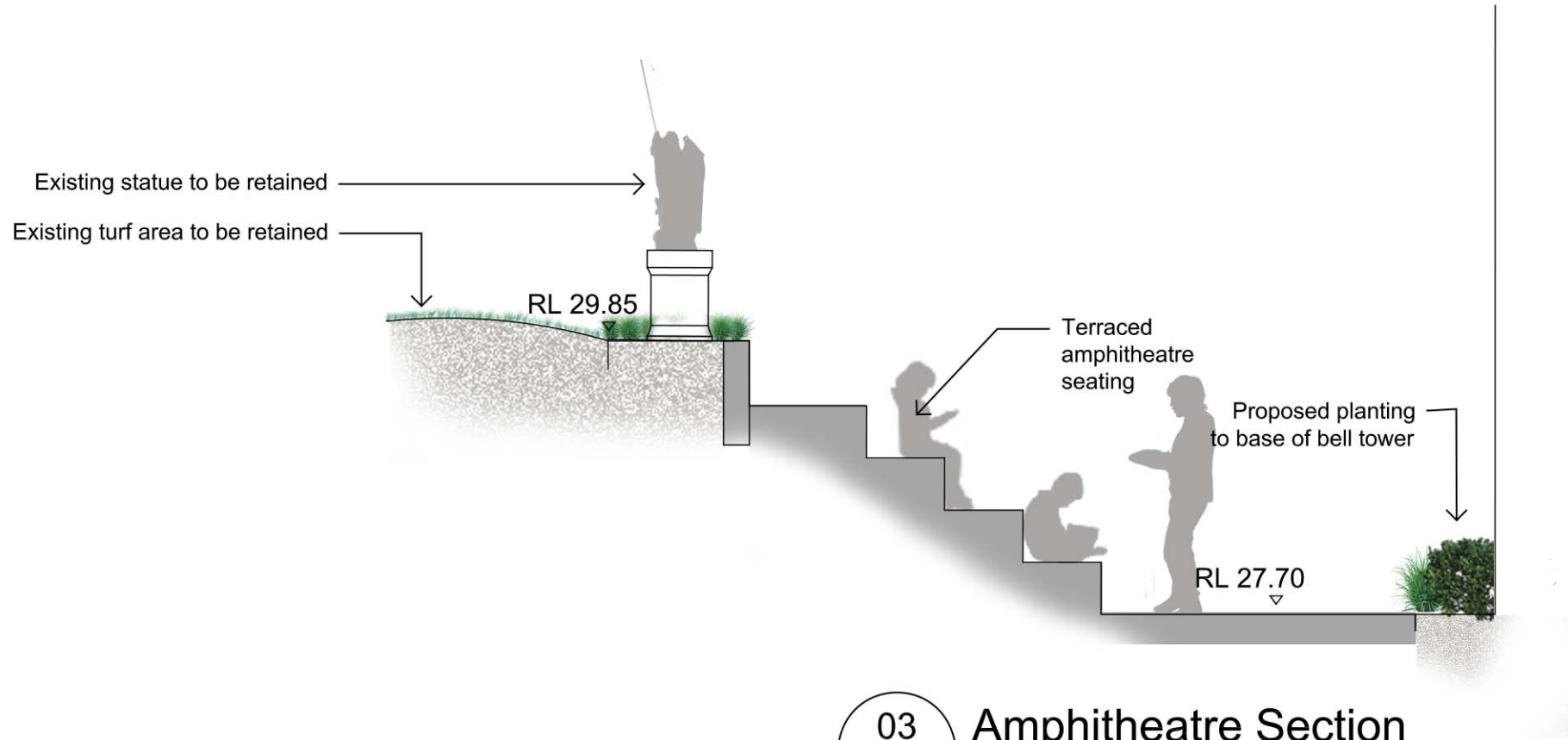
LH-601

Issue:

E



02 Level C Section
601 1:50



03 Amphitheatre Section
601 1:50

NOT FOR CONSTRUCTION