

Sigma Industrial Facility

Oakdale South - Lot 3A

Landscape Development Application

DRAWING SCHEDULE

DWG NO.	DRAWING TITLE	SCALE
000	Landscape Coversheet	
001	Landscape Site Plan	1:500
101	Landscape Plan	1:200
102	Landscape Plan	1:200
103	Landscape Plan	1:200
104	Landscape Plan	1:200
501	Landscape Details	As Shown

PLANT SCHEDULE

Symbol	Botanic Name	Common Name	Size (m)	Pot size	Spacing	Quantity
TREES						
Ca	Cupaniopsis anacardioides	Tuckeroo	10 x 5	100L	As Shown	43
Cm	Corymbia maculata	Spotted Gum	15 x 7	100L	As Shown	104
Li	Lagerstroemia indica 'Natches'	Crepe Myrtle	8 x 6	100L	As Shown	2
SHRUBS & ACCENTS						
NGS	Nandina 'Gulf Stream'	Dwarf nandina	0.5 x 0.5	150mm	As Shown	400
Vo	Viburnum odoratissimum	Sweet Viburnum	3 x 3	300mm	As Shown	748
GRASSES AND GROUNDCOVERS						
Gt	Gazania tomentosa	Gazania	0.5 x 1	150mm	4/m2	120
PN	Pennisetum 'Nafray'	Swamp Foxtail	0.6 x 0.6	150mm	2/m2	3474
PI	Poa labillarderi	Tussock Grass	0.6 x 0.6	150mm	2/m2	75
Tj	Trachelospermum jasminoides	Star Jasmine	0.2 x 2	150mm	4/m2	1844

NOT FOR CONSTRUCTION

DWG. 101

DWG. 102

DWG. 104

DWG. 103

Industrial Facility
Warehouse
STAGE 1
Industrial Facility Warehouse
FFL 46.04 (+/- 500mm)
FFL 64.30 (+/- 500mm)
FFL xx.xx (+/- 500mm)

Carparking (200)

Estate Road 04

NOT FOR CONSTRUCTION

© 2016 Site Image (NSW) Pty Ltd. ABN 44 801 262 380 as agent for Site Image NSW Partnership. All rights reserved. This drawing is copyright and shall not be reproduced or copied in any form or by any means (graphic, electronic or mechanical including photocopy) without the written permission of Site Image (NSW) Pty Ltd. Any license, expressed or implied, to use this document for any purpose what so ever is restricted to the terms of the written agreement between Site Image (NSW) Pty Ltd and the instructing party.

The contractor shall check and verify all work on site (including work by others) before commencing the landscape installation. Any discrepancies are to be reported to the Project Manager or Landscape Architect prior to commencing work. Do not scale this drawing. Any required dimensions not shown shall be referred to the Landscape Architect for confirmation.

L	Architectural Coordination
K	Planting Amendments
J	Revised for Comments
I	Planting Amendments
H	Minor Landscape Amendments
G	Architectural Coordination
F	Architectural Coordination
E	Issued for Approval
D	Architectural Coordination
C	Civil Coordination
B	Planting Amendments
A	Preliminary
Issue	Revision Description

JW	NM	27.11.2017
JW	NM	21.04.2017
JW	NM	13.01.2017
JW	NM	08.09.2016
JW	NM	06.09.2016
JW	NM	30.08.2016
JW	NM	26.08.2016
JW	NM	25.08.2016
JW	NM	10.08.2016
JW	NM	05.08.2016
JEF	NM	18.07.2016
GS	NM	20.06.2016
Drawn	Check	Date

LEGEND

- Property Boundary
- Proposed Trees (Refer to Plant Schedule)
- Proposed Shrubs/Accents (Refer to Plant Schedule)

- Proposed Massed Grasses and Groundcovers (Refer to Plant Schedule)
- Turf (Refer to Details and Spec)
- Feature Ballast (Refer to Details and Spec)

SITE IMAGE
Landscape Architects
Level 1, 3-5 Baptist Street
Redfern NSW 2016
Australia
Tel: (61 2) 8332 5600
Fax: (61 2) 9638 2677
www.siteimage.com.au



Project:
Sigma Industrial Facility
Oakdale South Lot 3A

Drawing Name:
Landscape Site Plan

Scale: 1:500 @ A1
Job Number:
SS16-3298

FOR APPROVAL

0 2 5 10 15 25m
Drawing Number:
Issue:
001 L


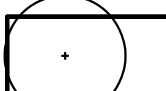
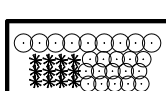
NOT FOR CONSTRUCTION



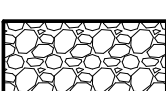
© 2016 Site Image (NSW) Pty Ltd. ABN 44 801 262 380 as agent for Site Image NSW Partnership. All rights reserved. This drawing is copyright and shall not be reproduced or copied in any form or by any means (graphic, electronic or mechanical including photocopy) without the written permission of Site Image (NSW) Pty Ltd. Any license, expressed or implied, to use this document for any purpose what so ever is restricted to the terms of the written agreement between Site Image (NSW) Pty Ltd and the instructing party.


The contractor shall check and verify all work on site (including work by others) before commencing the landscape installation. Any discrepancies are to be reported to the Project Manager or Landscape Architect prior to commencing work. Do not scale this drawing. Any required dimensions not shown shall be referred to the Landscape Architect for confirmation.

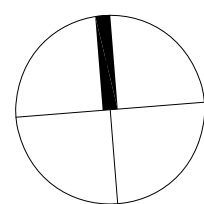
Issue	Revision	Description	Drawn	Check	Date
L		Architectural Coordination	JW	NM	27.11.2017
K		Planting Amendments	JW	NM	21.04.2017
J		Planting Amendments	SM	NM	18.01.2017
I		Planting Amendments	JW	NM	08.09.2016
H		Minor Landscape Amendments	JW	NM	06.09.2016
G		Architectural Coordination	JW	NM	30.08.2016
F		Architectural Coordination	JW	NM	25.08.2016
E		Issued for Approval	JW	NM	25.08.2016
D		Architectural Coordination	JW	NM	10.08.2016
C		Civil Coordination	JW	NM	05.08.2016
B		Planting Amendments	JW	NM	18.07.2016
A		Preliminary	GS	NM	20.06.2016

LEGEND

-  **Property Boundary**
(Refer to Plant Schedule)
-  **Proposed Trees**
(Refer to Plant Schedule)
-  **Proposed Shrubs/Accents**
(Refer to Plant Schedule)

-  **Proposed Massed Grasses and Groundcovers**
(Refer to Plant Schedule)
-  **Turf**
(Refer to Details and Spec)
-  **Feature Ballast**
(Refer to Details and Spec)

-  **Concrete Edge**
(Refer to Details and Spec)



SITE IMAGE
Landscape Architects
Level 1, 3-5 Baptist Street
Redfern NSW 2016
Australia
Tel: (61 2) 8332 5600
Fax: (61 2) 9638 2877
www.siteimage.com.au



Project:
Sigma Industrial Facility
Oakdale South Lot 3A

Drawing Name:
Landscape Plan

Scale: 1:250 @ A1
Job Number:
SS16-3298

FOR APPROVAL

0 1 2 4 6 10m
Drawing Number:

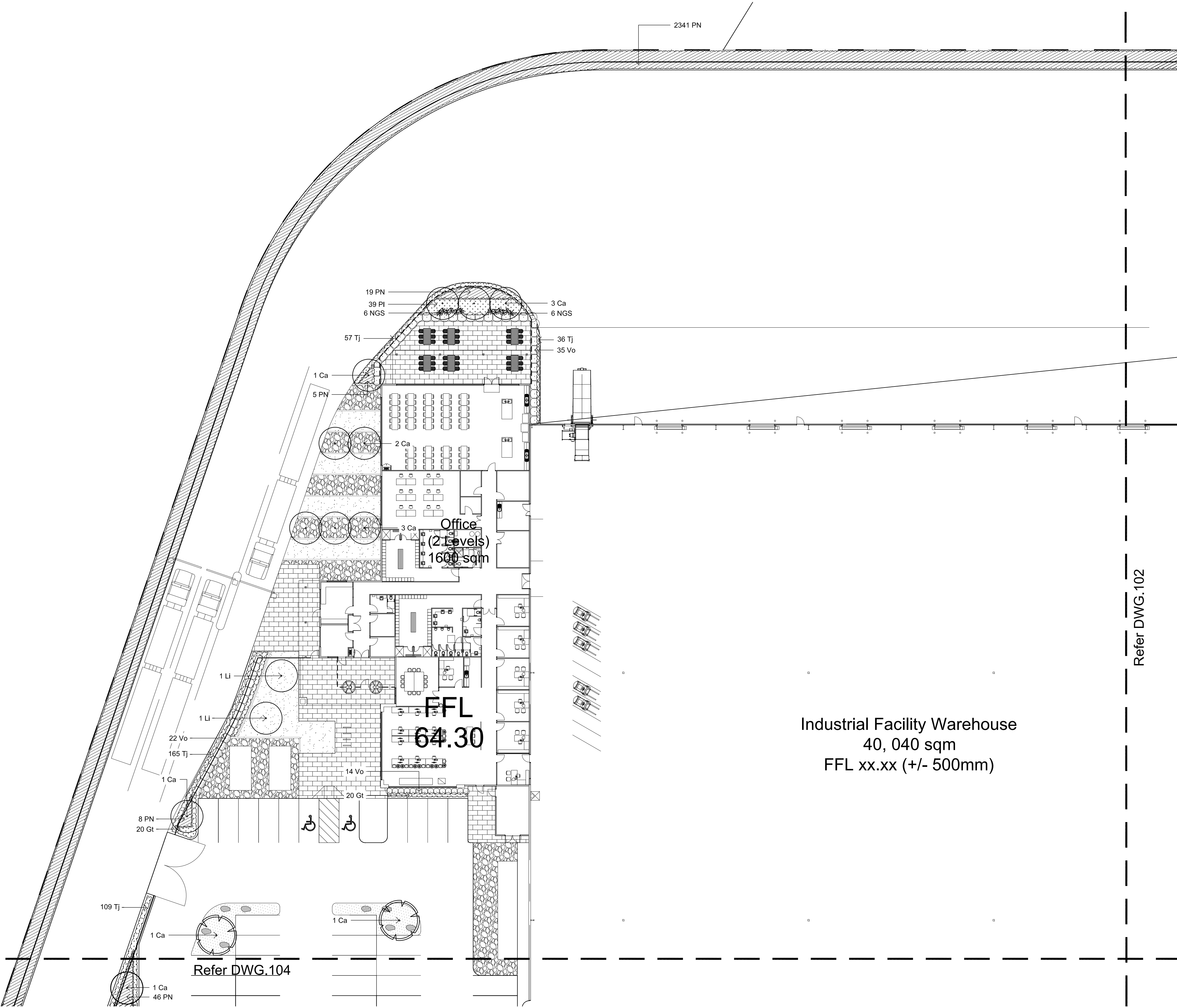
Issue:
101 L

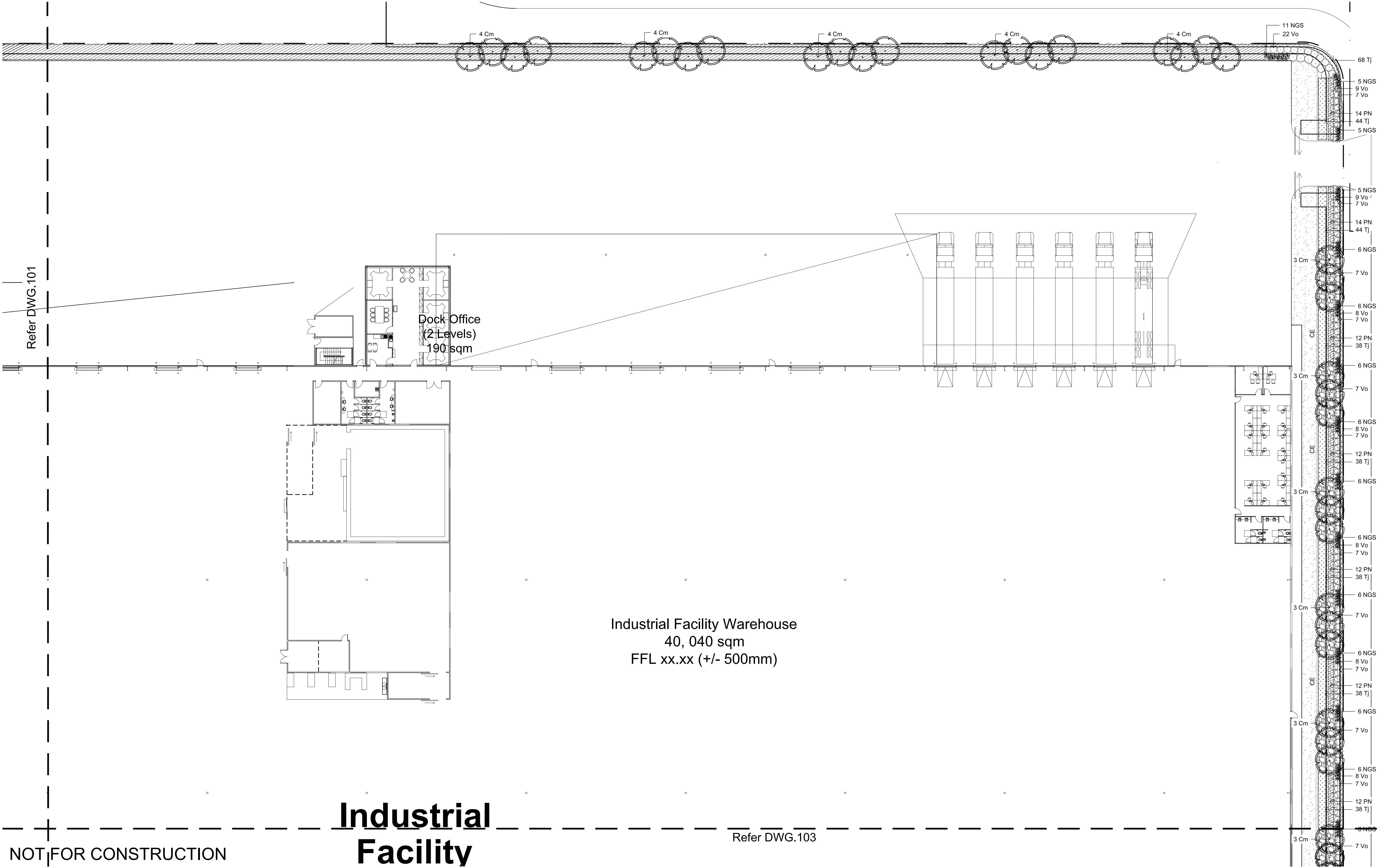
Refer DWG.102

Industrial Facility Warehouse
40, 040 sqm
FFL xx.xx (+/- 500mm)

FFL
64.30

Office
(2 Levels)
1600 sqm





NOT FOR CONSTRUCTION

© 2016 Site Image (NSW) Pty Ltd. ABN 44 801 262 380 as agent for Site Image NSW Partnership. All rights reserved. This drawing is copyright and shall not be reproduced or copied in any form or by any means (graphic, electronic or mechanical including photocopy) without the written permission of Site Image (NSW) Pty Ltd. Any license, expressed or implied, to use this document for any purpose what so ever is restricted to the terms of the written agreement between Site Image (NSW) Pty Ltd and the instructing party.

The contractor shall check and verify all work on site (including work by others) before commencing the landscape installation. Any discrepancies are to be reported to the Project Manager or Landscape Architect prior to commencing work. Do not scale this drawing. Any required dimensions not shown shall be referred to the Landscape Architect for confirmation.

L	Architectural Coordination
K	Planting Amendments
J	Planting Amendments
I	Planting Amendments
H	Minor Landscape Amendments
G	Architectural Coordination
F	Architectural Coordination
E	Issued for Approval
D	Architectural Coordination
C	Civil Coordination
B	Planting Amendments
A	Preliminary
Issue	Revision Description

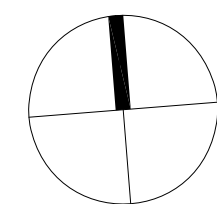
JW	NM	27.11.2017
JW	NM	21.04.2017
SM	NM	18.01.2017
JW	NM	08.09.2016
JW	NM	06.09.2016
JW	NM	30.08.2016
JW	NM	25.08.2016
JW	NM	25.08.2016
JW	NM	10.08.2016
JW	NM	05.08.2016
JEF	NM	18.07.2016
GS	NM	20.06.2016
Drawn	Check	Date

LEGEND

	Property Boundary
	Proposed Trees (Refer to Plant Schedule)
	Proposed Shrubs/Accents (Refer to Plant Schedule)

	Proposed Massed Grasses and Groundcovers (Refer to Plant Schedule)
	Turf (Refer to Details and Spec)
	Feature Ballast (Refer to Details and Spec)

	Concrete Edge (Refer to Details and Spec)
--	----------------------------------------------



SITE IMAGE
Landscape Architects
Level 1, 3-5 Baptist Street
Redfern NSW 2016
Australia
Tel: (61 2) 8332 5600
Fax: (61 2) 9698 2677
www.siteimage.com.au



Project:
Sigma Industrial Facility
Oakdale South Lot 3A

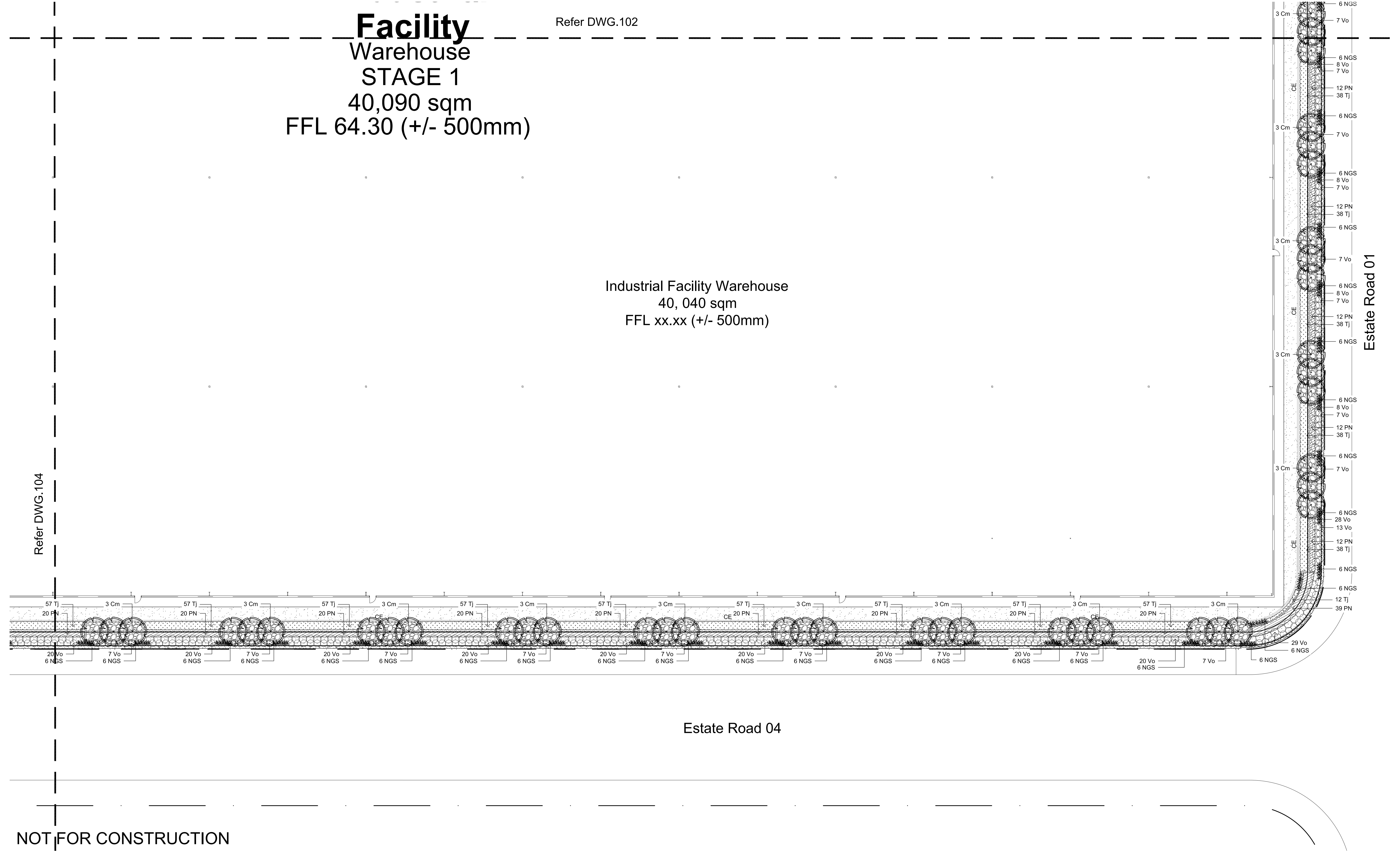
Drawing Name:
Landscape Plan

Scale: 1:250 @ A1
Job Number:
SS16-3298

FOR APPROVAL

Drawing Number:
102

Issue:
L



NOT FOR CONSTRUCTION

© 2016 Site Image (NSW) Pty Ltd. ABN 44 801 262 380 as agent for Site Image NSW Partnership. All rights reserved. This drawing is copyright and shall not be reproduced or copied in any form or by any means (graphic, electronic or mechanical including photocopy) without the written permission of Site Image (NSW) Pty Ltd. Any license, expressed or implied, to use this document for any purpose what so ever is restricted to the terms of the written agreement between Site Image (NSW) Pty Ltd and the instructing party.

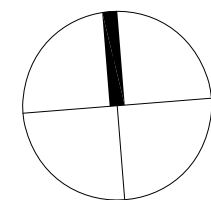
The contractor shall check and verify all work on site (including work by others) before commencing the landscape installation. Any discrepancies are to be reported to the Project Manager or Landscape Architect prior to commencing work. Do not scale this drawing. Any required dimensions not shown shall be referred to the Landscape Architect for confirmation.

Issue	Revision Description	Drawn	Check	Date
L	Architectural Coordination	JW	NM	27.11.2017
K	Planting Amendments	JW	NM	21.04.2017
J	Planting Amendments	SM	NM	18.01.2017
I	Planting Amendments	JW	NM	08.09.2016
H	Minor Landscape Amendments	JW	NM	06.09.2016
G	Architectural Coordination	JW	NM	30.08.2016
F	Architectural Coordination	JW	NM	26.08.2016
E	Issued for Approval	JW	NM	25.08.2016
D	Architectural Coordination	JW	NM	10.08.2016
C	Civil Coordination	JW	NM	05.08.2016
B	Planting Amendments	JEF	NM	18.07.2016
A	Preliminary	GS	NM	20.06.2016

LEGEND	
	Property Boundary
	Proposed Trees (Refer to Plant Schedule)
	Proposed Shrubs/Accents (Refer to Plant Schedule)

	Proposed Massed Grasses and Groundcovers (Refer to Plant Schedule)
	Turf (Refer to Details and Spec)
	Feature Ballast (Refer to Details and Spec)

	Concrete Edge (Refer to Details and Spec)
--	----------------------------------------------



SITE IMAGE
Landscape Architects
Level 1, 3-5 Baptist Street
Redfern NSW 2016
Australia
Tel: (61 2) 8332 5600
Fax: (61 2) 9638 2877
www.siteimage.com.au



Project:
Sigma Industrial Facility
Oakdale South Lot 3A

Drawing Name:
Landscape Plan

Scale: 1:250 @ A1
Job Number:
SS16-3298

FOR APPROVAL








0 1 2 4 6 10m
Drawing Number:
Issue:

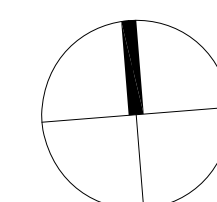
103 L



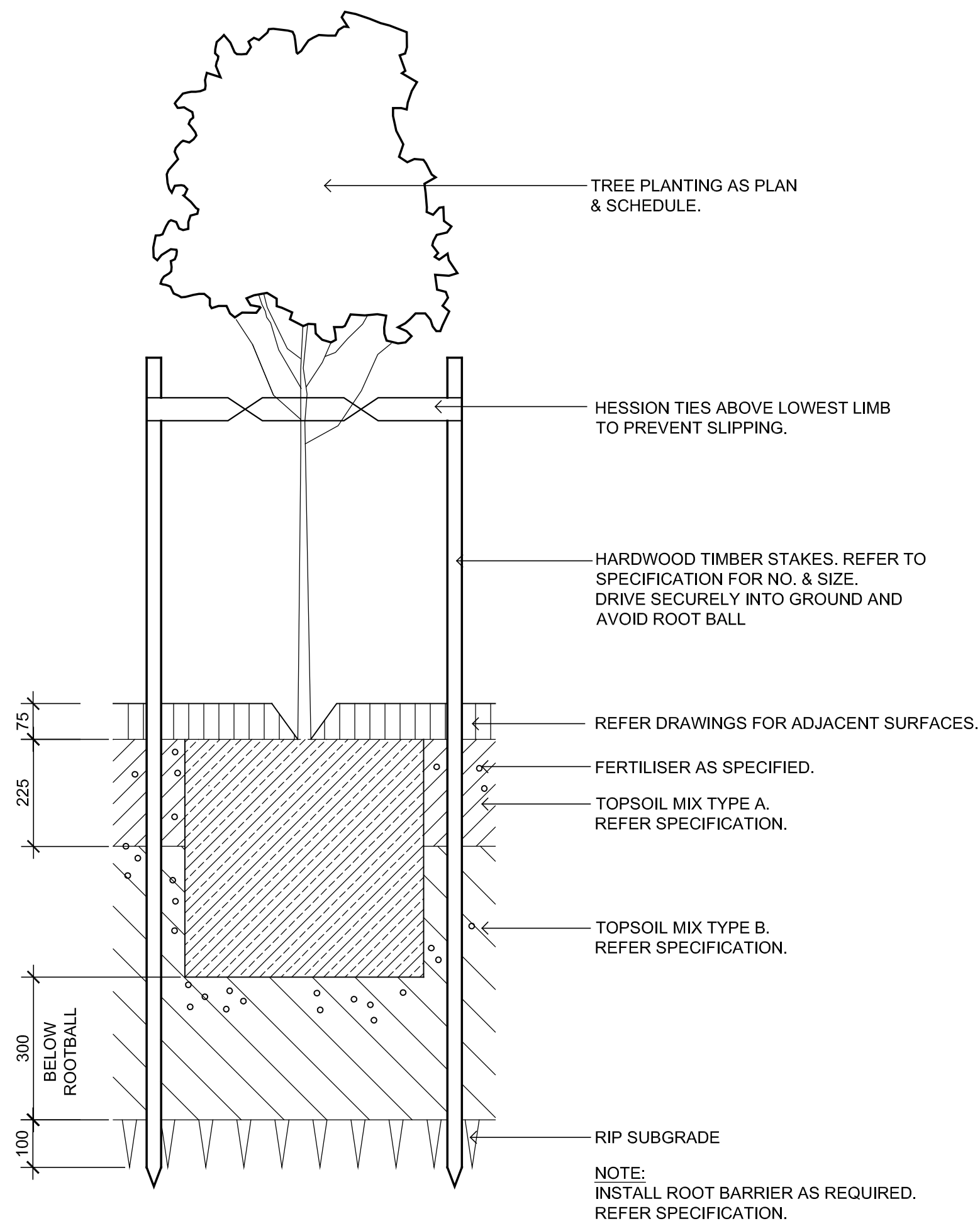
The contractor shall check and verify all work on site (including work by others) before commencing the landscape installation. Any discrepancies are to be reported to the Project Manager or Landscape Architect prior to commencing work. Do not scale this drawing. Any required dimensions not shown shall be referred to the Landscape Architect for confirmation.

LEGEND

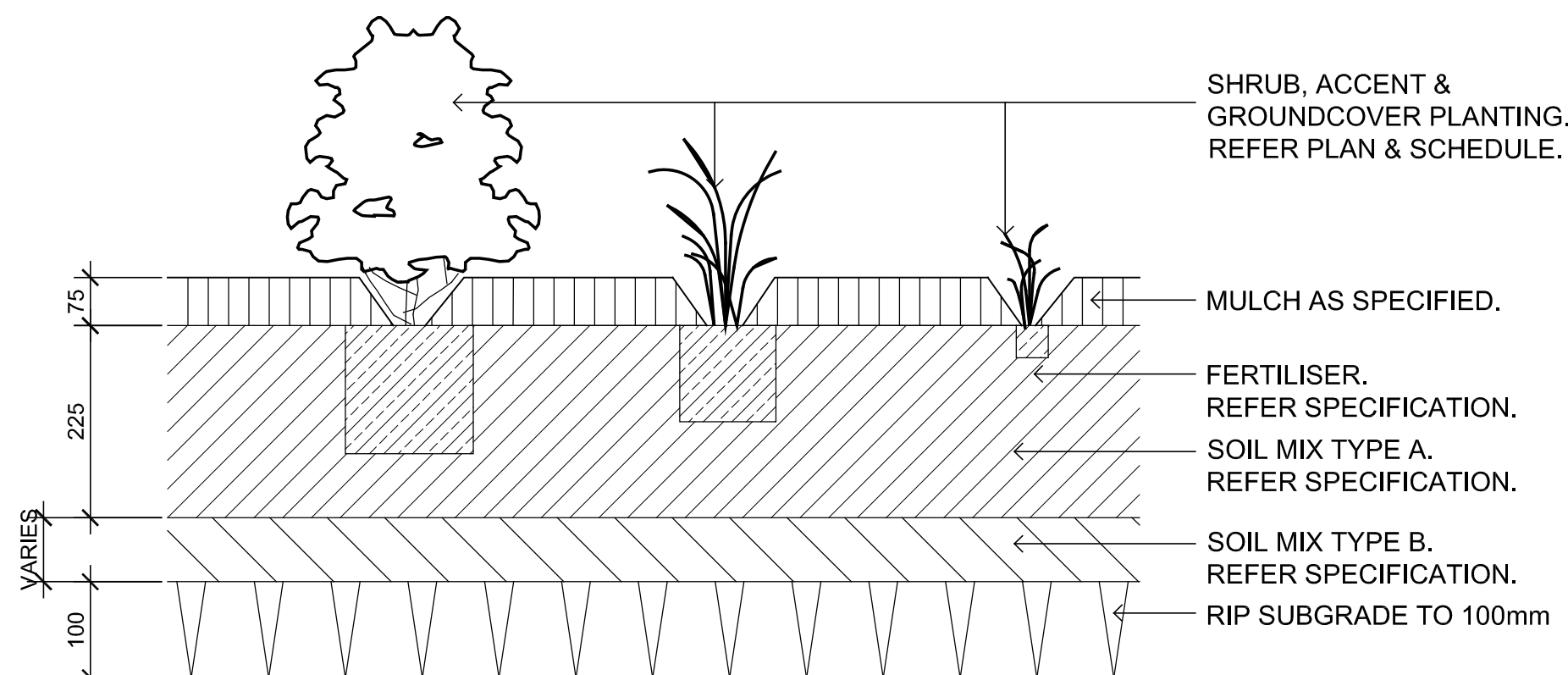
	Property Boundary		Proposed Massed Grasses and Groundcovers (Refer to Plant Schedule)		Concrete Edge (Refer to Details and Spec)
	Proposed Trees (Refer to Plant Schedule)		Turf (Refer to Details and Spec)		
	Proposed Shrubs/Accents (Refer to Plant Schedule)		Feature Ballast (Refer to Details and Spec)		



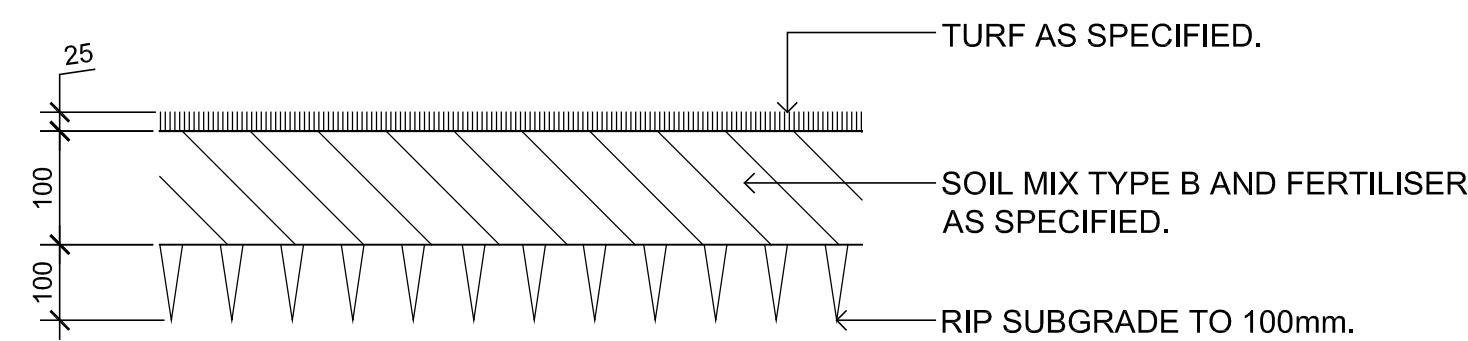
Issue:
104 M



75-200L TREE PLANTING ON GRADE
SCALE 1:10



SHRUB, ACCENT & GROUNDCOVER PLANTING ON GRADE
SCALE 1:10



TURF ON EVEN GRADE
SCALE 1:10

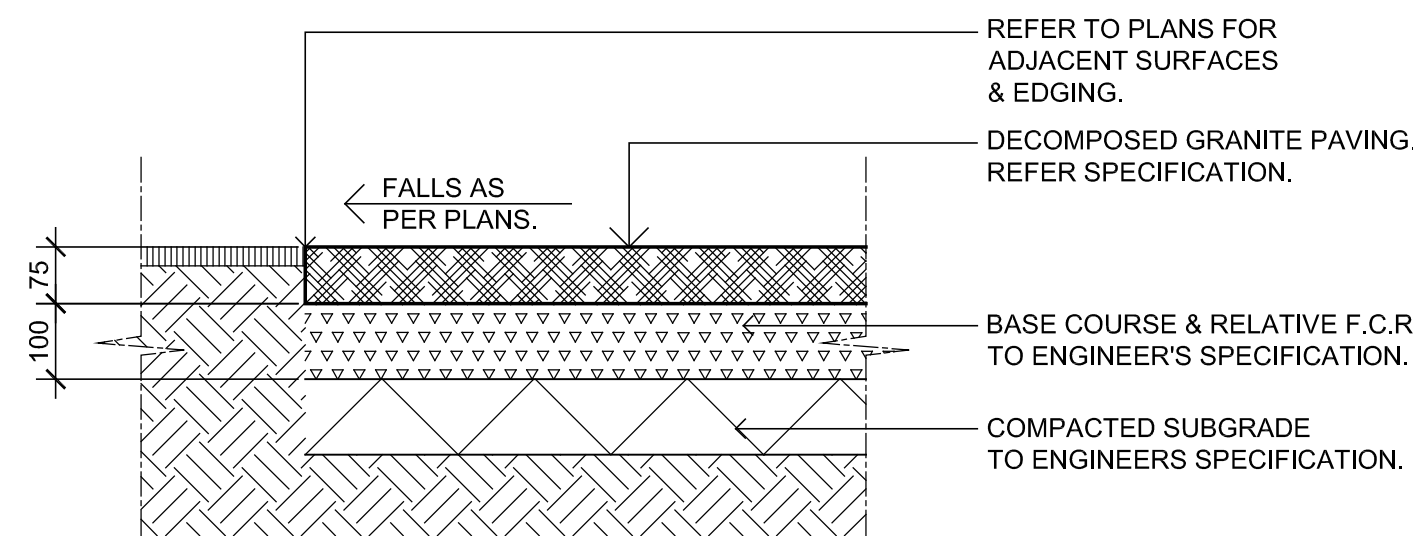
NOT FOR CONSTRUCTION

© 2016 Site Image (NSW) Pty Ltd. ABN 44 801 262 380 as agent for Site Image NSW Partnership. All rights reserved. This drawing is copyright and shall not be reproduced or copied in any form or by any means (graphic, electronic or mechanical including photocopy) without the written permission of Site Image (NSW) Pty Ltd. Any license, expressed or implied, to use this document for any purpose what so ever is restricted to the terms of the written agreement between Site Image (NSW) Pty Ltd and the instructing party.

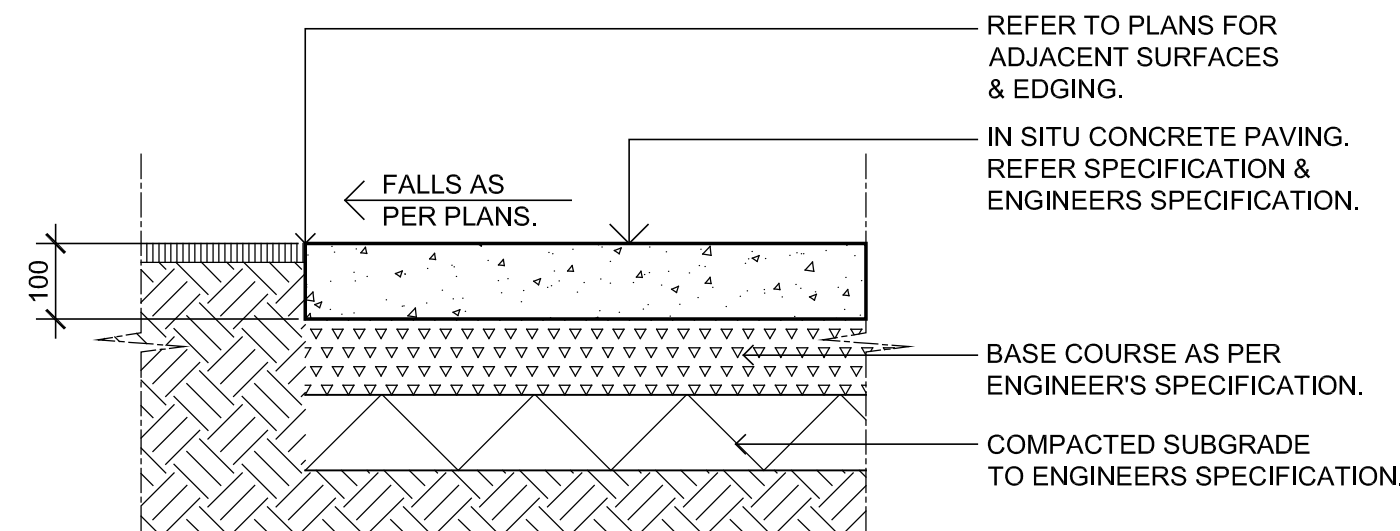
The contractor shall check and verify all work on site (including work by others) before commencing the landscape installation. Any discrepancies are to be reported to the Project Manager or Landscape Architect prior to commencing work. Do not scale this drawing. Any required dimensions not shown shall be referred to the Landscape Architect for confirmation.

Issue	Revision	Description	Drawn	Check	Date
I		Planting Amendments	JW	NM	08.09.2016
H		Minor Landscape Amendments	JW	NM	06.09.2016
G		Architectural Coordination	JW	NM	30.08.2016
F		Architectural Coordination	JW	NM	25.08.2016
E		Issued for Approval	JW	NM	25.08.2016
D		Architectural Coordination	JW	NM	10.08.2016
C		Civil Coordination	JW	NM	05.08.2016
B		Planting Amendments	JEF	NM	18.07.2016
A		Preliminary	GS	NM	20.06.2016

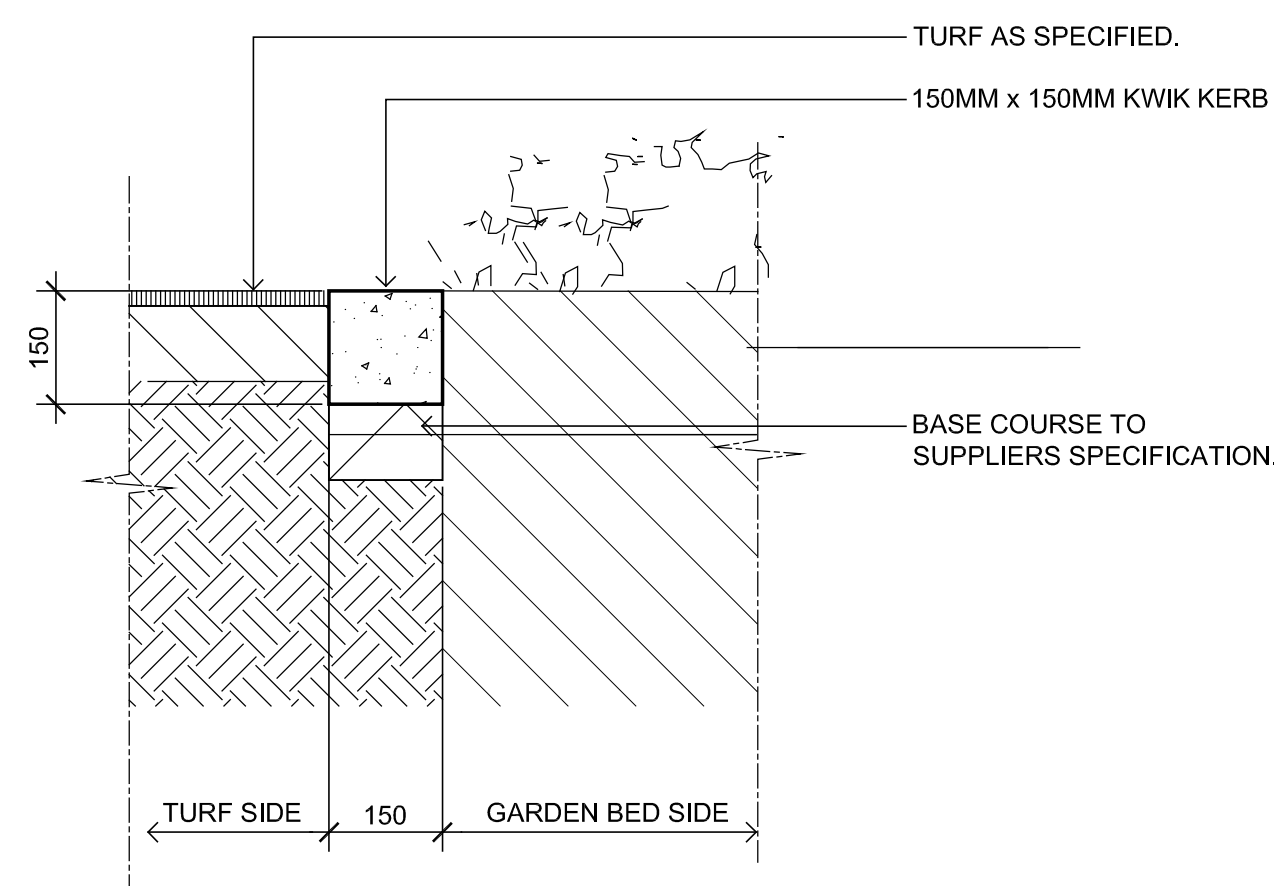
LEGEND



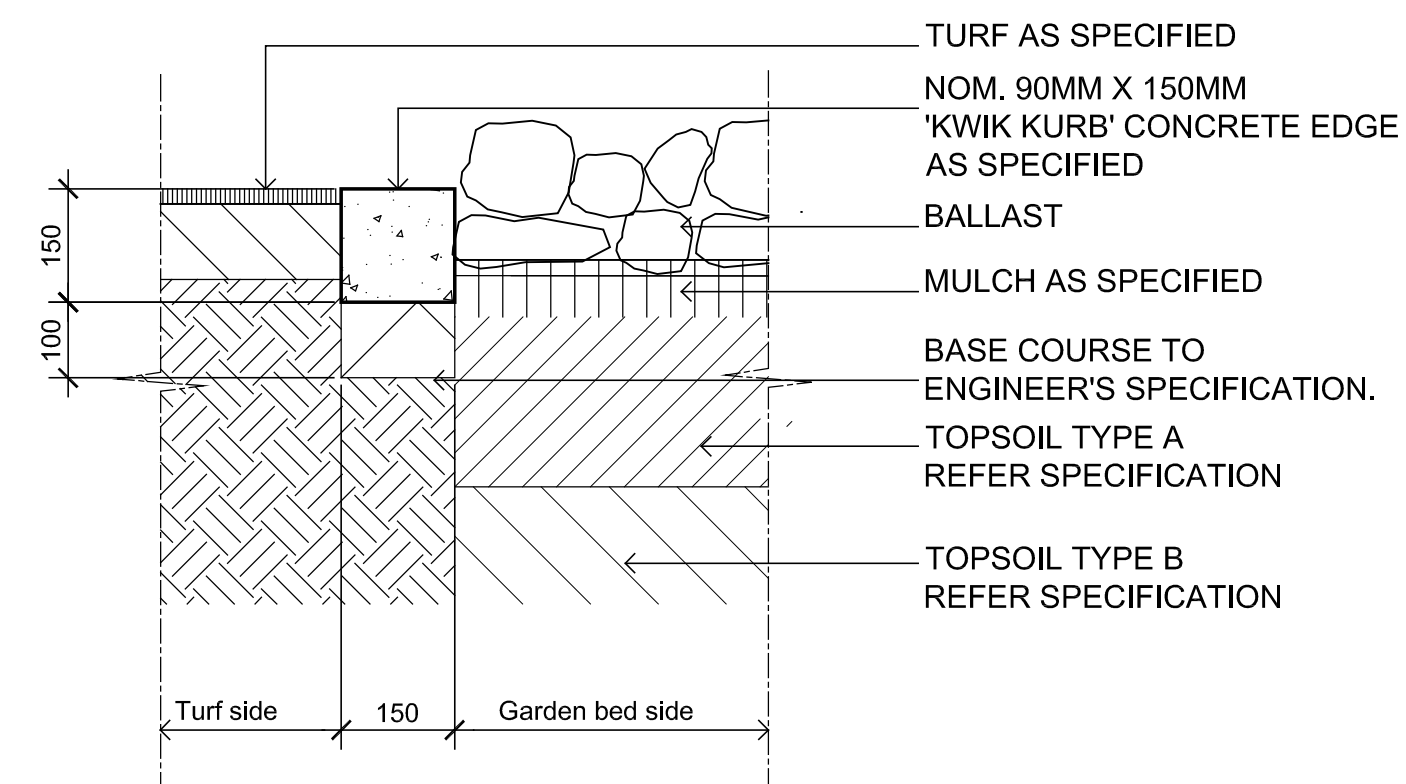
DECOMPOSED GRANITE PAVING ON GRADE
SCALE 1:10



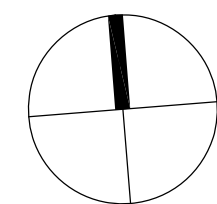
INSITU CONCRETE PAVING
SCALE 1:10



KWIK KERB CONCRETE EDGE
SCALE 1:10



TYPICAL CONCRETE EDGE
SCALE 1:10



SITE IMAGE
Landscape Architects
Level 1, 3-5 Baptist Street
Redfern NSW 2016
Australia
Tel: (61 2) 6332 5600
Fax: (61 2) 9698 2877
www.siteimage.com.au



Client:
Goodman
Project:
Sigma Industrial Facility
Oakdale South Lot 3A

Drawing Name:
Landscape Details

Scale: 1:250 @ A1
Job Number:
SS16-3298

FOR APPROVAL

0 1 2 4 6 10m
Drawing Number:

Issue:

501