

# Sigma Industrial Facility

## Oakdale South - Lot 3A

### Landscape Development Application

## DRAWING SCHEDULE

DWG NO.	DRAWING TITLE	SCALE
000	Landscape Coversheet	
001	Landscape Site Plan	1:500
101	Landscape Plan	1:200
102	Landscape Plan	1:200
103	Landscape Plan	1:200
104	Landscape Plan	1:200
501	Landscape Details	As Shown

### PLANT SCHEDULE

Symbol	Botanic Name	Common Name	Size (m)	Pot size	Spacing	Quantity
TREES						
Ca	Cupaniopsis anacardioides	Tuckeroo	10 x 5	100L	As Shown	57
Cm	Corymbia maculata	Spotted Gum	15 x 7	100L	As Shown	6
SHRUBS & ACCENTS						
NGS	Nandina 'Gulf Stream'	Dwarf nandina	0.5 x 0.5	150mm	As Shown	390
Vo	Viburnum odoratissimum	Sweet Viburnum	3 x 3	300mm	As Shown	725
GRASSES AND GROUNDCOVERS						
Gt	Gazania tomentosa	Gazania	0.5 x 1	150mm	4/m2	274
PN	Pennisetum 'Nafray'	Swamp Foxtail	0.6 x 0.6	150mm	2/m2	3529
PI	Poa labillarderi	Tussock Grass	0.6 x 0.6	150mm	2/m2	36
Tj	Trachelospermum jasminoides	Star Jasmine	0.2 x 2	150mm	4/m2	1670

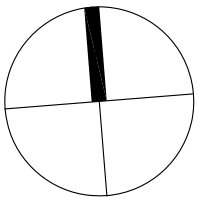
## NOT FOR CONSTRUCTION

© 2016 Site Image (NSW) Pty Ltd. ABN 44 801 262 380 as agent for Site Image NSW Partnership. All rights reserved. This drawing is copyright and shall not be reproduced or copied in any form or by any means (graphic, electronic or mechanical including photocopy) without the written permission of Site Image (NSW) Pty Ltd. Any license, expressed or implied, to use this document for any purpose what so ever is restricted to the terms of the written agreement between Site Image (NSW) Pty Ltd and the instructing party.

The contractor shall check and verify all work on site (including work by others) before commencing the landscape installation. Any discrepancies are to be reported to the Project Manager or Landscape Architect prior to commencing work. Do not scale this drawing. Any required dimensions not shown shall be referred to the Landscape Architect for confirmation.

### LEGEND

J	Planting Amendments	SM	NM	18.01.2017
I	Planting Amendments	JW	NM	08.09.2016
H	Minor Landscape Amendments	JW	NM	06.09.2016
G	Architectural Coordination	JW	NM	30.08.2016
F	Architectural Coordination	JW	NM	26.08.2016
E	Issued for Approval	JW	NM	25.08.2016
D	Architectural Coordination	JW	NM	10.08.2016
C	Civil Coordination	JW	NM	05.08.2016
B	Planting Amendments	JEF	NM	18.07.2016
A	Preliminary	GS	NM	20.06.2016
Issue	Revision Description	Drawn	Check	Date



S I T E I M A G E

Landscape Architects

Level 1, 3-5 Baptist Street  
Redfern NSW 2016  
Australia

Tel: (61 2) 8332 5600  
Fax: (61 2) 9698 2877  
www.siteimage.com.au

Client:

Project:

Sigma Industrial Facility

Oakdale South Lot 3A

Drawing Name:  
Landscape Coversheet

FOR APPROVAL

Scale:  
Job Number: SS16-3298  
Drawing Number:  
Issue: 000 J



DWG. 101

DWG. 102

DWG. 104

DWG. 103

Industrial Facility Warehouse  
40, 040 sqm  
FFL xx.xx (+/- 500mm)

Carparking (200)

Estate Road 04

NOT FOR CONSTRUCTION

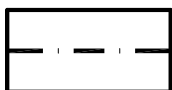
© 2016 Site Image (NSW) Pty Ltd. ABN 44 801 262 380 as agent for Site Image NSW Partnership. All rights reserved. This drawing is copyright and shall not be reproduced or copied in any form or by any means (graphic, electronic or mechanical including photocopy) without the written permission of Site Image (NSW) Pty Ltd. Any license, expressed or implied, to use this document for any purpose what so ever is restricted to the terms of the written agreement between Site Image (NSW) Pty Ltd and the instructing party.

The contractor shall check and verify all work on site (including work by others) before commencing the landscape installation. Any discrepancies are to be reported to the Project Manager or Landscape Architect prior to commencing work. Do not scale this drawing. Any required dimensions not shown shall be referred to the Landscape Architect for confirmation.

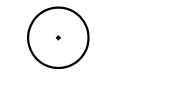
J	Revised for Comments
I	Planting Amendments
H	Minor Landscape Amendments
G	Architectural Coordination
F	Architectural Coordination
E	Issued for Approval
D	Architectural Coordination
C	Civil Coordination
B	Planting Amendments
A	Preliminary
Issue	Revision Description

JW	NM	13.01.2017
JW	NM	08.09.2016
JW	NM	06.09.2016
JW	NM	30.08.2016
JW	NM	26.08.2016
JW	NM	25.08.2016
JW	NM	10.08.2016
JW	NM	05.08.2016
JEF	NM	18.07.2016
GS	NM	20.06.2016
Drawn	Check	Date

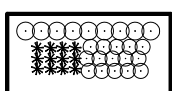
LEGEND



Property Boundary



Proposed Trees  
(Refer to Plant Schedule)



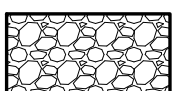
Proposed Shrubs/Accents  
(Refer to Plant Schedule)



Proposed Massed Grasses and  
Groundcovers  
(Refer to Plant Schedule)



Turf  
(Refer to Details and Spec)



Feature Ballast  
(Refer to Details and Spec)

SITE IMAGE



Landscape Architects  
Level 1, 3-5 Baptist Street  
Redfern NSW 2016  
Australia  
Tel: (61 2) 8332 5600  
Fax: (61 2) 9698 2877  
www.siteimage.com.au

Client:



Project:

Sigma Industrial Facility  
Oakdale South Lot 3A

Drawing Name:

Landscape Site Plan

FOR APPROVAL

Scale: 1:500 @ A1

Job Number:

SS16-3298

0 2 5 10 15 25m  
Drawing Number:

001 J



NOT FOR CONSTRUCTION

© 2016 Site Image (NSW) Pty Ltd. ABN 44 801 262 380 as agent for Site Image NSW Partnership. All rights reserved. This drawing is copyright and shall not be reproduced or copied in any form or by any means (graphic, electronic or mechanical including photocopy) without the written permission of Site Image (NSW) Pty Ltd. Any license, expressed or implied, to use this document for any purpose what so ever is restricted to the terms of the written agreement between Site Image (NSW) Pty Ltd and the instructing party.

The contractor shall check and verify all work on site (including work by others) before commencing the landscape installation. Any discrepancies are to be reported to the Project Manager or Landscape Architect prior to commencing work. Do not scale this drawing. Any required dimensions not shown shall be referred to the Landscape Architect for confirmation.

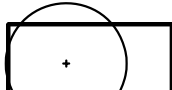
J	Planting Amendments
I	Planting Amendments
H	Minor Landscape Amendments
G	Architectural Coordination
F	Architectural Coordination
E	Issued for Approval
D	Architectural Coordination
C	Civil Coordination
B	Planting Amendments
A	Preliminary
Issue	Revision Description

SM	NM	18.01.2017
JW	NM	08.09.2016
JW	NM	06.09.2016
JW	NM	30.08.2016
JW	NM	26.08.2016
JW	NM	25.08.2016
JW	NM	10.08.2016
JW	NM	05.08.2016
JEF	NM	18.07.2016
GS	NM	20.06.2016
Drawn	Check	Date

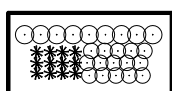
LEGEND



Property Boundary



Proposed Trees  
(Refer to Plant Schedule)



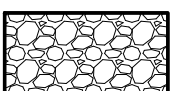
Proposed Shrubs/Accents  
(Refer to Plant Schedule)



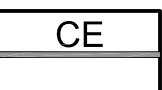
Proposed Massed Grasses  
and Groundcovers  
(Refer to Plant Schedule)



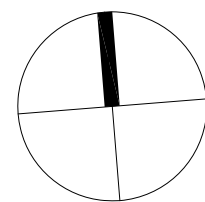
Turf  
(Refer to Details and Spec)



Feature Ballast  
(Refer to Details and Spec)



Concrete Edge  
(Refer to Details and Spec)



SITE IMAGE



Landscape Architects  
Level 1, 3-5 Baptist Street  
Redfern NSW 2016  
Australia  
Tel: (61 2) 8332 5600  
Fax: (61 2) 9698 2877  
www.siteimage.com.au



Client:  
**Goodman**  
Project:  
**Sigma Industrial Facility**  
**Oakdale South Lot 3A**

Drawing Name:  
**Landscape Plan**

Scale: 1:250 @ A1  
Job Number:  
**SS16-3298**

FOR APPROVAL  
Drawing Number:  
**101**  
Issue:  
**J**

Refer DWG.102

Industrial Facility Warehouse  
40, 040 sqm  
FFL xx.xx (+/- 500mm)

Refer DWG.104

+ RL  
64.30

Office  
(2 Levels)  
1600 sqm

2 Ca

2 Ca

1 Ca

16 Vo

88 Gt

10 Vo

34 PN

1 Ca

1 Ca

22 Vo

165 TJ

1 Ca

8 PN

20 Gt

1 Ca

1 Ca

1 Ca

1 Ca

41 Gt

40 PN

1 Cm

109 TJ

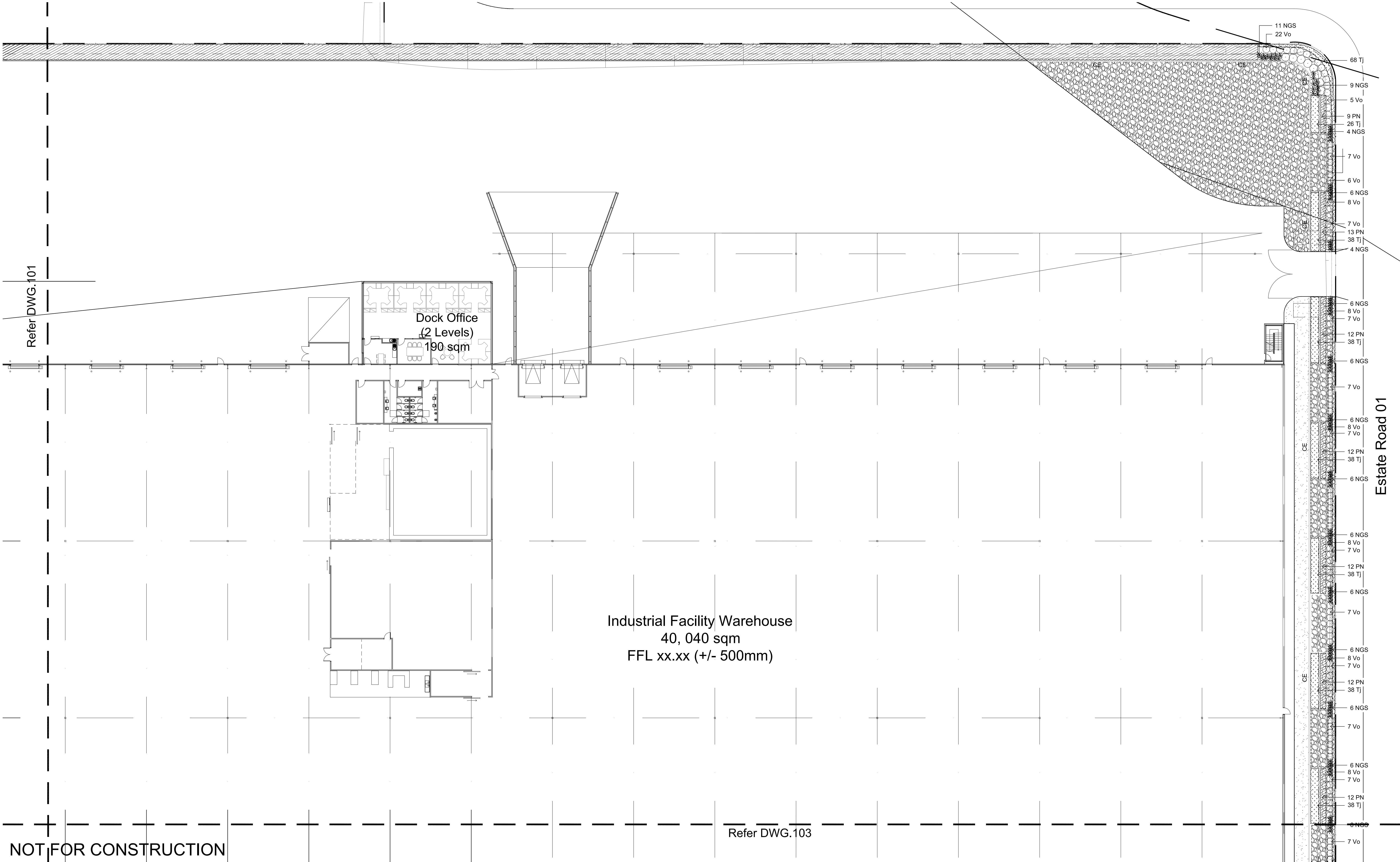
1 Cm

1 Cm

1 Ca

46 PN





© 2016 Site Image (NSW) Pty Ltd. ABN 44 801 262 380 as agent for Site Image NSW Partnership. All rights reserved. This drawing is copyright and shall not be reproduced or copied in any form or by any means (graphic, electronic or mechanical including photocopy) without the written permission of Site Image (NSW) Pty Ltd. Any license, expressed or implied, to use this document for any purpose what so ever is restricted to the terms of the written agreement between Site Image (NSW) Pty Ltd and the instructing party.

The contractor shall check and verify all work on site (including work by others) before commencing the landscape installation. Any discrepancies are to be reported to the Project Manager or Landscape Architect prior to commencing work. Do not scale this drawing. Any required dimensions not shown shall be referred to the Landscape Architect for confirmation.

J	Planting Amendments	SM	NM	18.01.2017
I	Planting Amendments	JW	NM	08.09.2016
H	Minor Landscape Amendments	JW	NM	06.09.2016
G	Architectural Coordination	JW	NM	30.08.2016
F	Architectural Coordination	JW	NM	26.08.2016
E	Issued for Approval	JW	NM	25.08.2016
D	Architectural Coordination	JW	NM	10.08.2016
C	Civil Coordination	JW	NM	05.08.2016
B	Planting Amendments	JEF	NM	18.07.2016
A	Preliminary	GS	NM	20.06.2016
Issue	Revision Description	Drawn	Check	Date

#### LEGEND

- Property Boundary
- Proposed Trees  
(Refer to Plant Schedule)
- Proposed Shrubs/Accents  
(Refer to Plant Schedule)

- Proposed Massed Grasses and Groundcovers  
(Refer to Plant Schedule)
- Turf  
(Refer to Details and Spec)
- Feature Ballast  
(Refer to Details and Spec)

- Concrete Edge  
(Refer to Details and Spec)

#### SITE IMAGE

Landscape Architects  
Level 1, 3-5 Baptist Street  
Redfern NSW 2016  
Australia  
Tel: (61 2) 8332 5600  
Fax: (61 2) 9698 2877  
www.siteimage.com.au



Client:  
**Goodman**  
Project:  
**Sigma Industrial Facility  
Oakdale South Lot 3A**

Drawing Name:  
**Landscape Plan**


Scale: 1:250 @ A1  
Job Number:  
**SS16-3298**

FOR APPROVAL

Drawing Number:  
**102**

Issue:  
**J**





© 2016 Site Image (NSW) Pty Ltd. ABN 44 801 262 380 as agent for Site Image NSW Partnership. All rights reserved. This drawing is copyright and shall not be reproduced or copied in any form or by any means (graphic, electronic or mechanical including photocopy) without the written permission of Site Image (NSW) Pty Ltd. Any license, expressed or implied, to use this document for any purpose what so ever is restricted to the terms of the written agreement between Site Image (NSW) Pty Ltd and the instructing party.

The contractor shall check and verify all work on site (including work by others) before commencing the landscape installation. Any discrepancies are to be reported to the Project Manager or Landscape Architect prior to commencing work. Do not scale this drawing. Any required dimensions not shown shall be referred to the Landscape Architect for confirmation.

J	Planting Amendments	SM	NM	18.01.2017
I	Planting Amendments	JW	NM	08.09.2016
H	Minor Landscape Amendments	JW	NM	06.09.2016
G	Architectural Coordination	JW	NM	30.08.2016
F	Architectural Coordination	JW	NM	26.08.2016
E	Issued for Approval	JW	NM	25.08.2016
D	Architectural Coordination	JW	NM	10.08.2016
C	Civil Coordination	JW	NM	05.08.2016
B	Planting Amendments	JEF	NM	18.07.2016
A	Preliminary	GS	NM	20.06.2016
Issue	Revision Description	Drawn	Check	Date

#### LEGEND

Property Boundary

Proposed Trees  
(Refer to Plant Schedule)

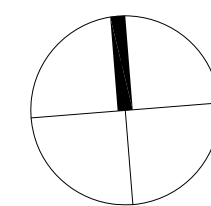
Proposed Shrubs/Accents  
(Refer to Plant Schedule)

Proposed Massed Grasses  
and Groundcovers  
(Refer to Plant Schedule)

Turf  
(Refer to Details and Spec)

Feature Ballast  
(Refer to Details and Spec)

Concrete Edge  
(Refer to Details and Spec)



#### SITE IMAGE

Landscape Architects  
Level 1, 3-5 Baptist Street  
Redfern NSW 2016  
Australia  
Tel: (61 2) 8332 5600  
Fax: (61 2) 9698 2877  
www.siteimage.com.au

Client:  
**Goodman**

Project:  
**Sigma Industrial Facility  
Oakdale South Lot 3A**

Drawing Name:  
**Landscape Plan**

**FOR APPROVAL**

Scale: 1:250 @ A1

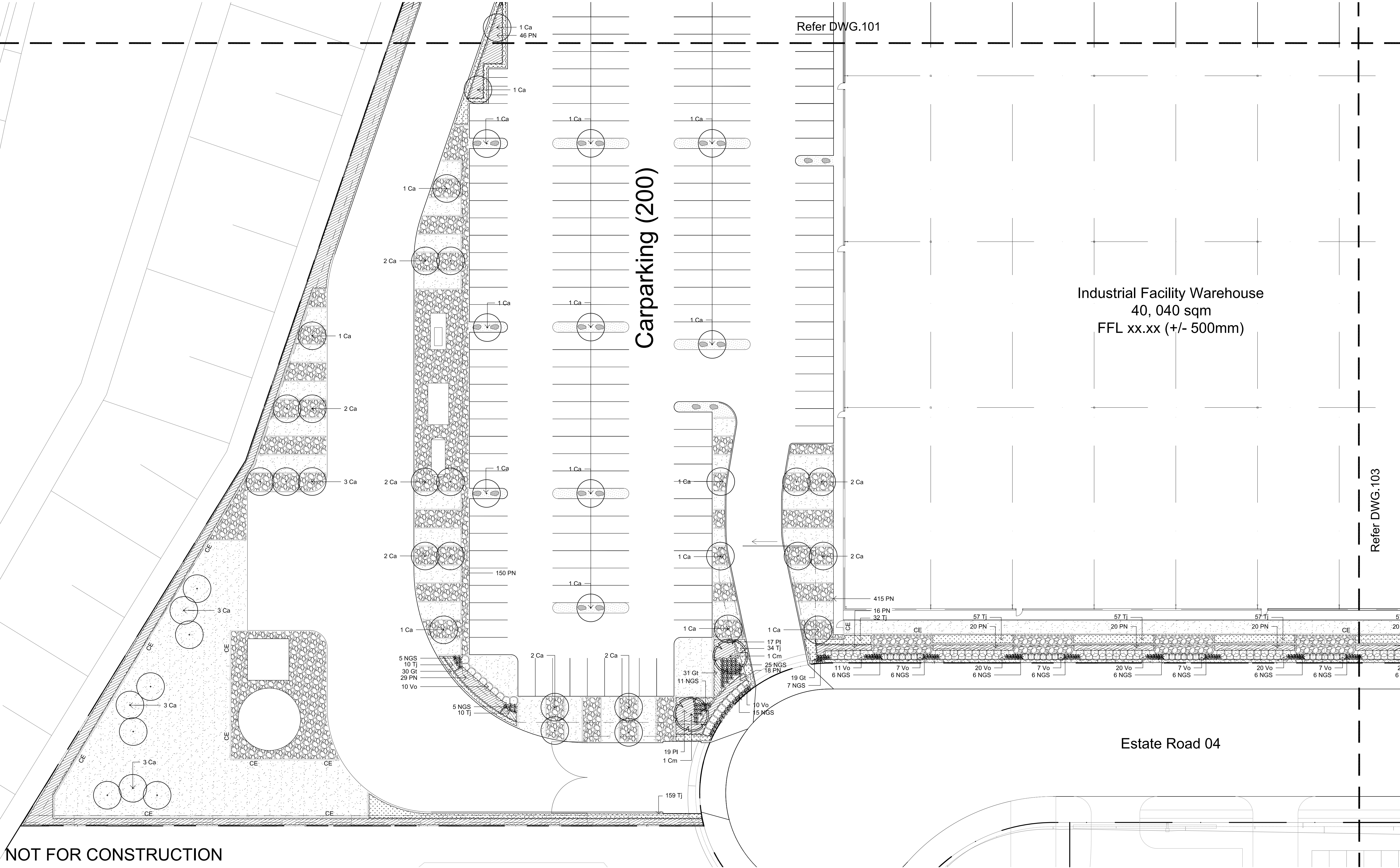
Job Number:

SS16-3298

Drawing Number:

103 J





NOT FOR CONSTRUCTION

© 2016 Site Image (NSW) Pty Ltd. ABN 44 801 262 380 as agent for Site Image NSW Partnership. All rights reserved. This drawing is copyright and shall not be reproduced or copied in any form or by any means (graphic, electronic or mechanical including photocopy) without the written permission of Site Image (NSW) Pty Ltd. Any license, expressed or implied, to use this document for any purpose what so ever is restricted to the terms of the written agreement between Site Image (NSW) Pty Ltd and the instructing party.

The contractor shall check and verify all work on site (including work by others) before commencing the landscape installation. Any discrepancies are to be reported to the Project Manager or Landscape Architect prior to commencing work. Do not scale this drawing. Any required dimensions not shown shall be referred to the Landscape Architect for confirmation.

LEGEND			
	Property Boundary		Proposed Massed Grasses and Groundcovers (Refer to Plant Schedule)
	Proposed Trees (Refer to Plant Schedule)		Turf (Refer to Details and Spec)
	Proposed Shrubs/Accents (Refer to Plant Schedule)		Feature Ballast (Refer to Details and Spec)

K	Planting Amendments	SM	NM	18.01.2017
J	Revised for Comments	JW	NM	13.01.2017
I	Planting Amendments	JW	NM	08.08.2016
H	Minor Landscape Amendments	JW	NM	06.08.2016
G	Architectural Coordination	JW	NM	30.08.2016
F	Architectural Coordination	JW	NM	26.08.2016
E	Issued for Approval	JW	NM	25.08.2016
D	Architectural Coordination	JW	NM	10.08.2016
C	Civil Coordination	JW	NM	05.08.2016
B	Planting Amendments	JEF	NM	18.07.2016
A	Preliminary	GS	NM	20.06.2016
Issue	Revision Description	Drawn	Check	Date

SITE IMAGE  
Landscape Architects  
Level 1, 3-5 Baptist Street  
Redfern NSW 2016  
Australia  
Tel: (61 2) 8332 5600  
Fax: (61 2) 9698 2877  
www.siteimage.com.au



Client:  
Goodman  
Project:  
Sigma Industrial Facility  
Oakdale South Lot 3A

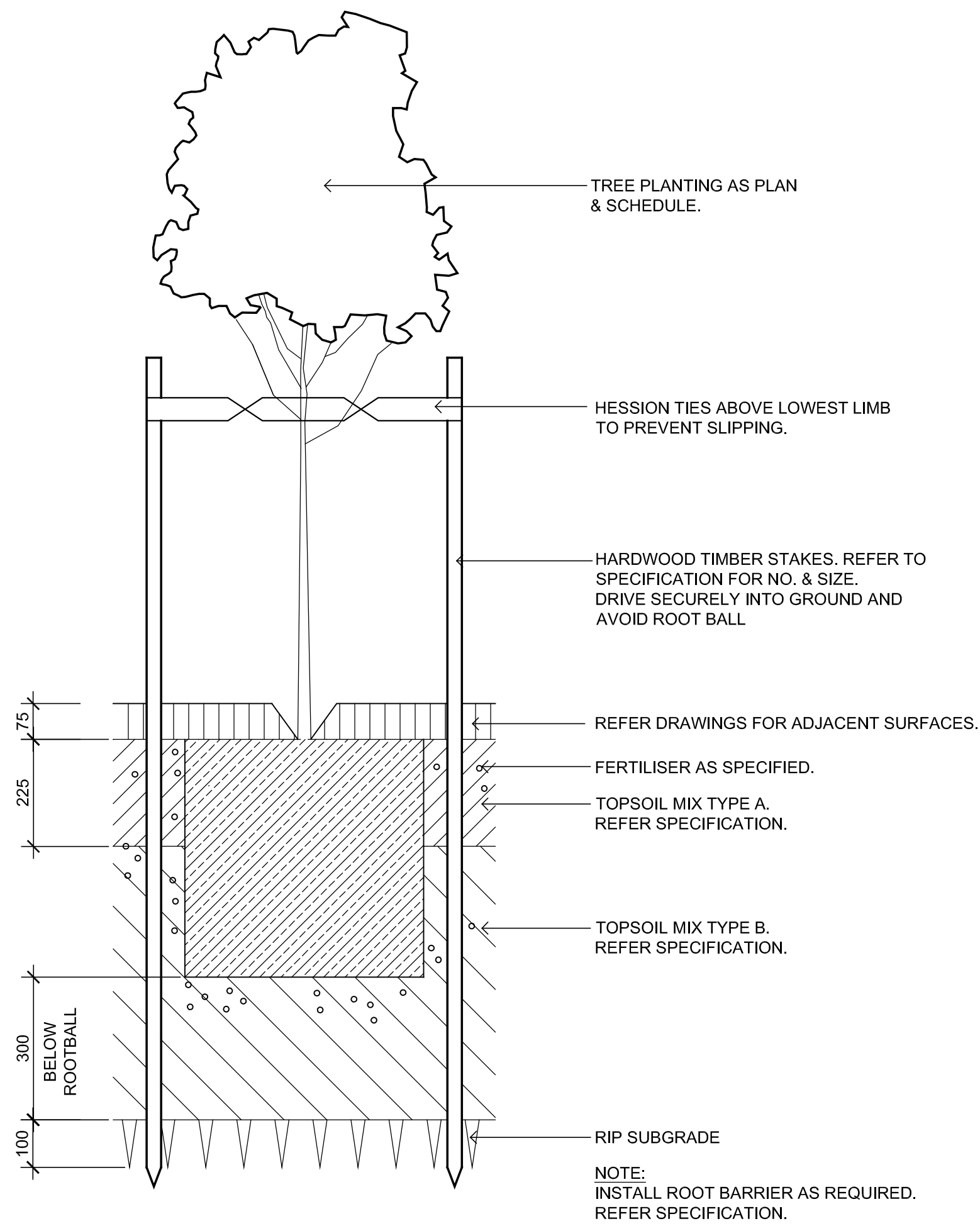
Drawing Name:  
Landscape Plan

Scale: 1:250 @ A1  
Job Number:  
SS16-3298

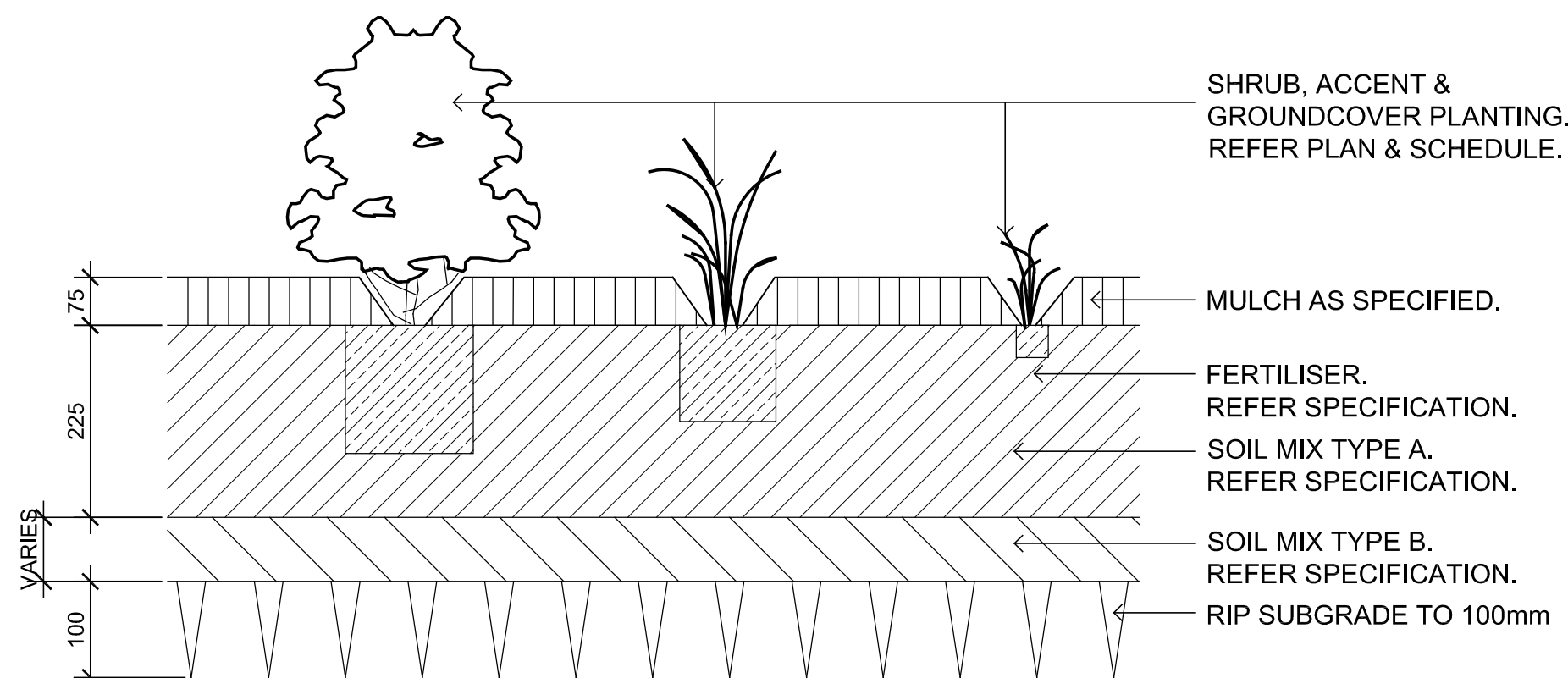
FOR APPROVAL

Drawing Number:  
104

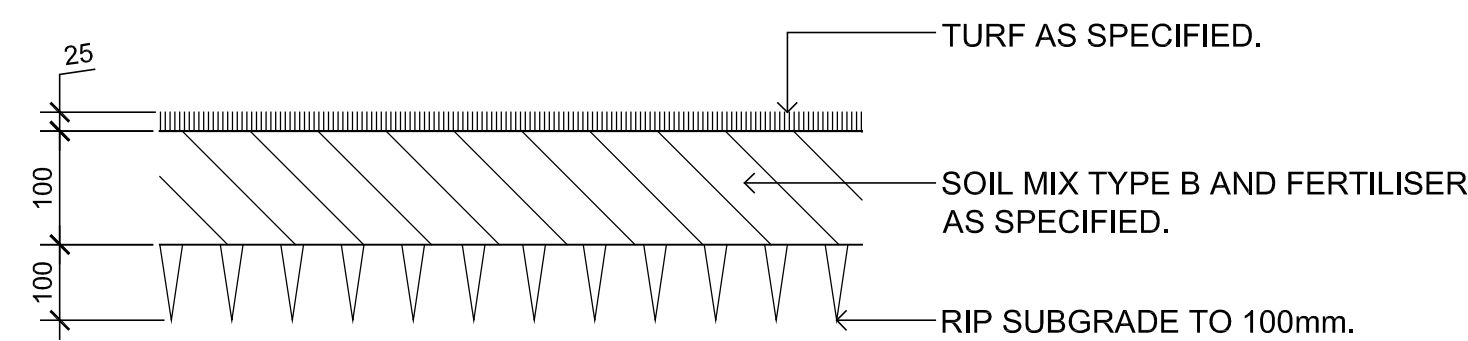




75-200L TREE PLANTING ON GRADE  
SCALE 1:10

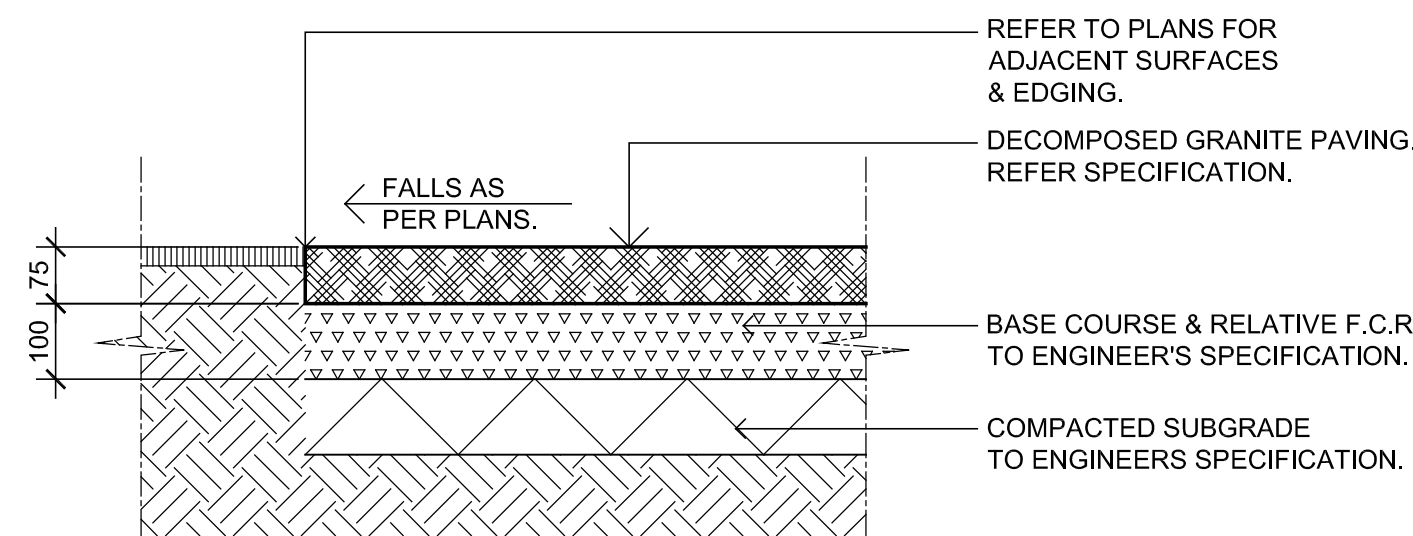


SHRUB, ACCENT & GROUNDCOVER PLANTING ON GRADE  
SCALE 1:10

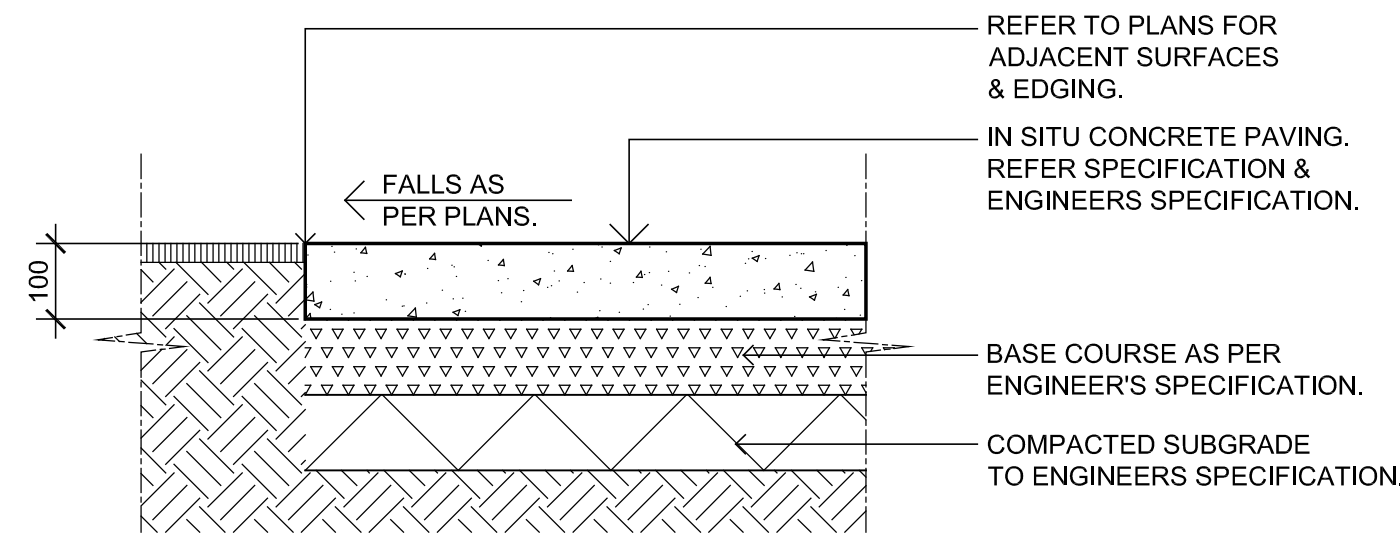


TURF ON EVEN GRADE  
SCALE 1:10

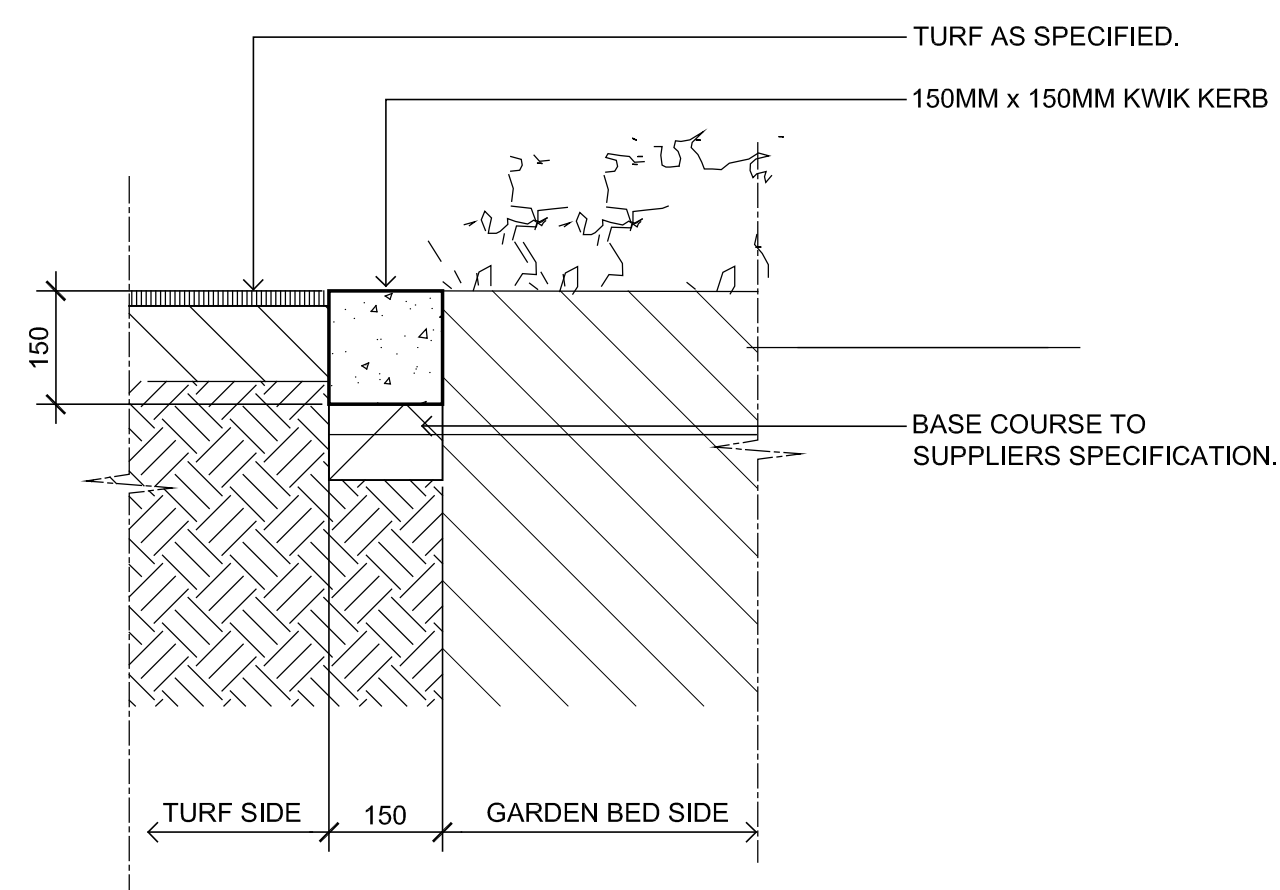
NOT FOR CONSTRUCTION



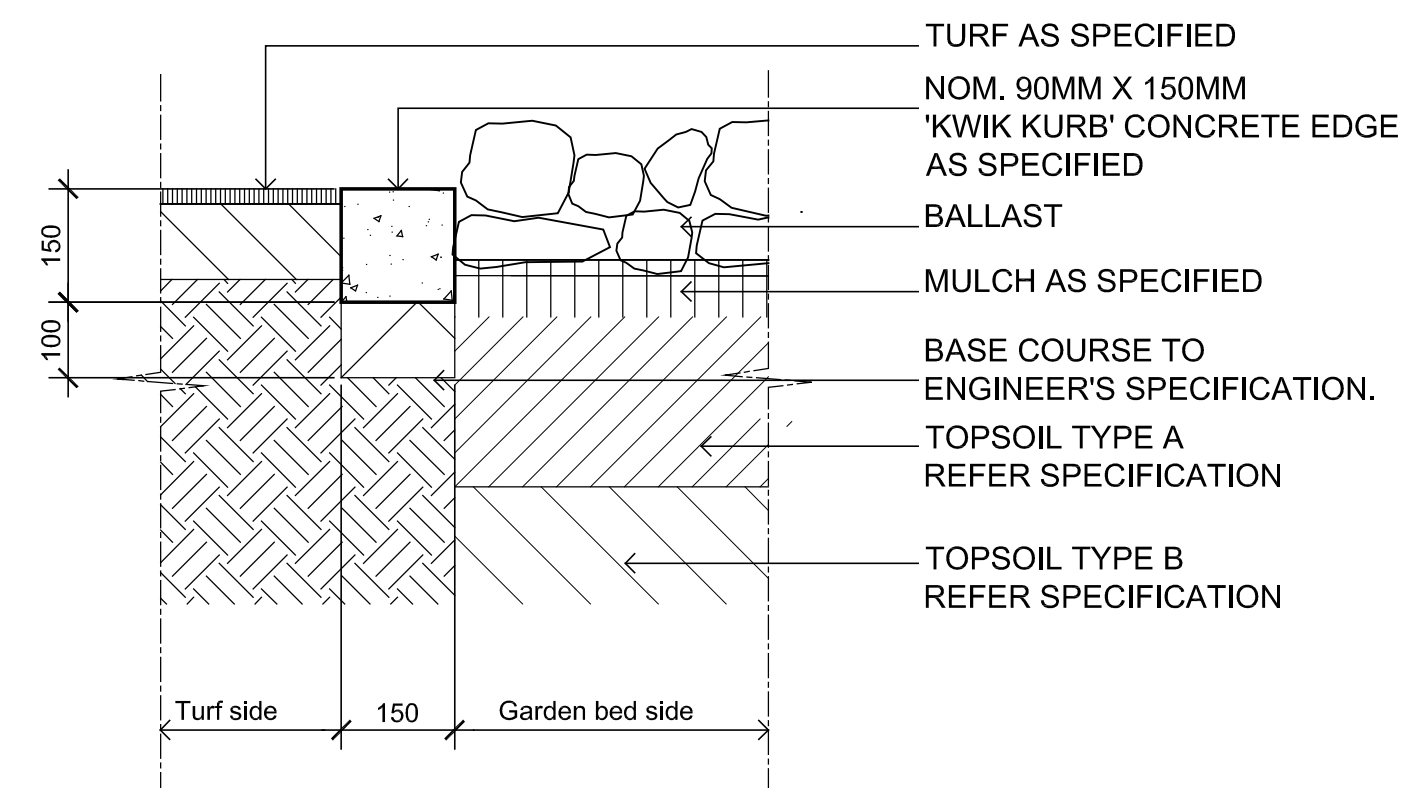
DECOMPOSED GRANITE PAVING ON GRADE  
SCALE 1:10



INSITU CONCRETE PAVING  
SCALE 1:10



KWIK KERB CONCRETE EDGE  
SCALE 1:10



TYPICAL CONCRETE EDGE  
SCALE 1:10

© 2016 Site Image (NSW) Pty Ltd ABN 44 801 262 380 as agent for Site Image NSW Partnership. All rights reserved. This drawing is copyright and shall not be reproduced or copied in any form or by any means (graphic, electronic or mechanical including photocopy) without the written permission of Site Image (NSW) Pty Ltd Any license, expressed or implied, to use this document for any purpose what so ever is restricted to the terms of the written agreement between Site Image (NSW) Pty Ltd and the instructing party.

The contractor shall check and verify all work on site (including work by others) before commencing the landscape installation. Any discrepancies are to be reported to the Project Manager or Landscape Architect prior to commencing work. Do not scale this drawing. Any required dimensions not shown shall be referred to the Landscape Architect for confirmation.

LEGEND								
I	Planting Amendments	JW	NM	08.09.2016				
H	Minor Landscape Amendments	JW	NM	06.09.2016				
G	Architectural Coordination	JW	NM	30.08.2016				
F	Architectural Coordination	JW	NM	25.08.2016				
E	Issued for Approval	JW	NM	25.08.2016				
D	Architectural Coordination	JW	NM	10.08.2016				
C	Civil Coordination	JW	NM	05.08.2016				
B	Planting Amendments	JEF	NM	18.07.2016				
A	Preliminary	GS	NM	20.06.2016				
Issue	Revision Description	Drawn	Check	Date				

SITE IMAGE  
Landscape Architects  
Level 1, 3-5 Baptist Street  
Redfern NSW 2016  
Australia  
Tel: (61 2) 6332 5600  
Fax: (61 2) 9698 2877  
www.siteimage.com.au

Client:  
**Goodman**

Project:  
**Sigma Industrial Facility**  
**Oakdale South Lot 3A**

Drawing Name:  
**Landscape Details**

Scale: 1:250 @ A1  
Job Number:  
**SS16-3298**

FOR APPROVAL  
0 1 2 4 6 10m  
Drawing Number:

Issue:

501 I