

ENVELOPE PLAN - GROUND LEVEL

STAGE 1 SSDA AMENDED
CONCEPT PROPOSAL SK-1-01



- LEGEND:**
- TOWER
 - TOWER BASE
 - PODIUM
 - DECK
 - UPGRADES TO EXISTING PROMENADE
 - EXTENSION TO BOARDWALK

NOTES:

REFER TO SECTION 7.2 OF THE DESIGN REPORT FOR KEY DESIGN CRITERIA

BALUSTRADES, PARAPETS, ROOF FEATURES, SERVICES POLES AND ANTENNA / ARIALS, AWNINGS, ARTWORKS, GARDEN PAVILIONS, KIOSKS, VEGETATION, SIGNAGE AND STRUCTURES CAN EXTEND BEYOND THE ENVELOPE



ENVELOPE PLAN - LEVEL 1



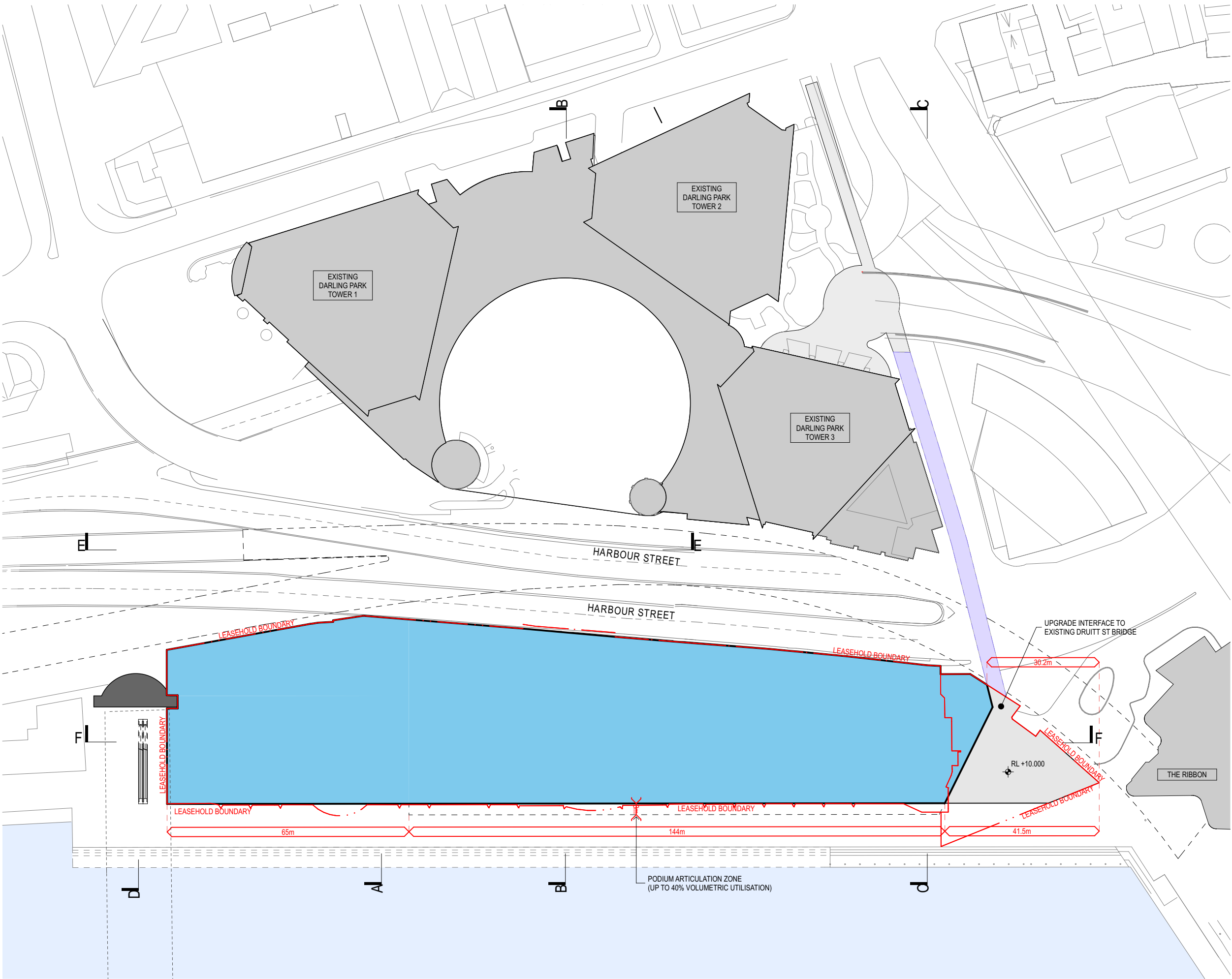
LEGEND:

- TOWER
- TOWER BASE
- PODIUM
- DECK
- DRUITT STREET BRIDGE

NOTES:

REFER TO SECTION 7.2 OF THE
DESIGN REPORT FOR KEY DESIGN
CRITERIA

BALUSTRADES, PARAPETS, ROOF
FEATURES, SERVICES POLES AND
ANTENNA / ARIALS, AWNINGS,
ARTWORKS, GARDEN PAVILIONS,
KIOSKS, VEGETATION, SIGNAGE
AND STRUCTURES CAN EXTEND
BEYOND THE ENVELOPE



ENVELOPE PLAN - LEVEL 2

STAGE 1 SSDA AMENDED
CONCEPT PROPOSAL SK-1.03_1



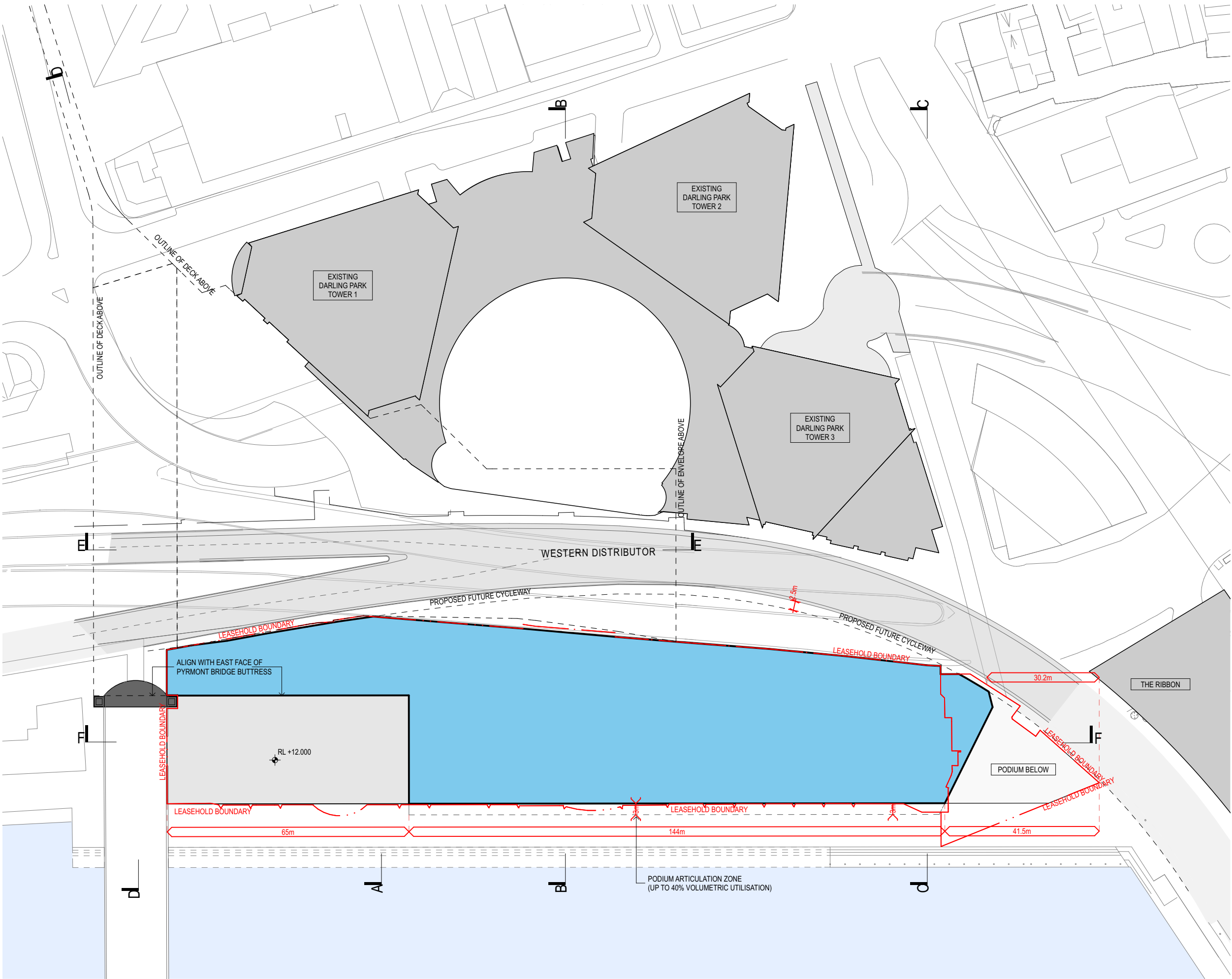
LEGEND:

- TOWER
- TOWER BASE
- PODIUM
- DECK

NOTES:

REFER TO SECTION 7.2 OF THE
DESIGN REPORT FOR KEY DESIGN
CRITERIA

BALUSTRADES, PARAPETS, ROOF
FEATURES, SERVICES POLES AND
ANTENNA / ARIALS, AWNINGS,
ARTWORKS, GARDEN PAVILIONS,
KIOSKS, VEGETATION, SIGNAGE
AND STRUCTURES CAN EXTEND
BEYOND THE ENVELOPE



ENVELOPE PLAN - LEVEL 3 PODIUM TERRACE

STAGE 1 SSDA AMENDED
CONCEPT PROPOSAL SK-1.04_1



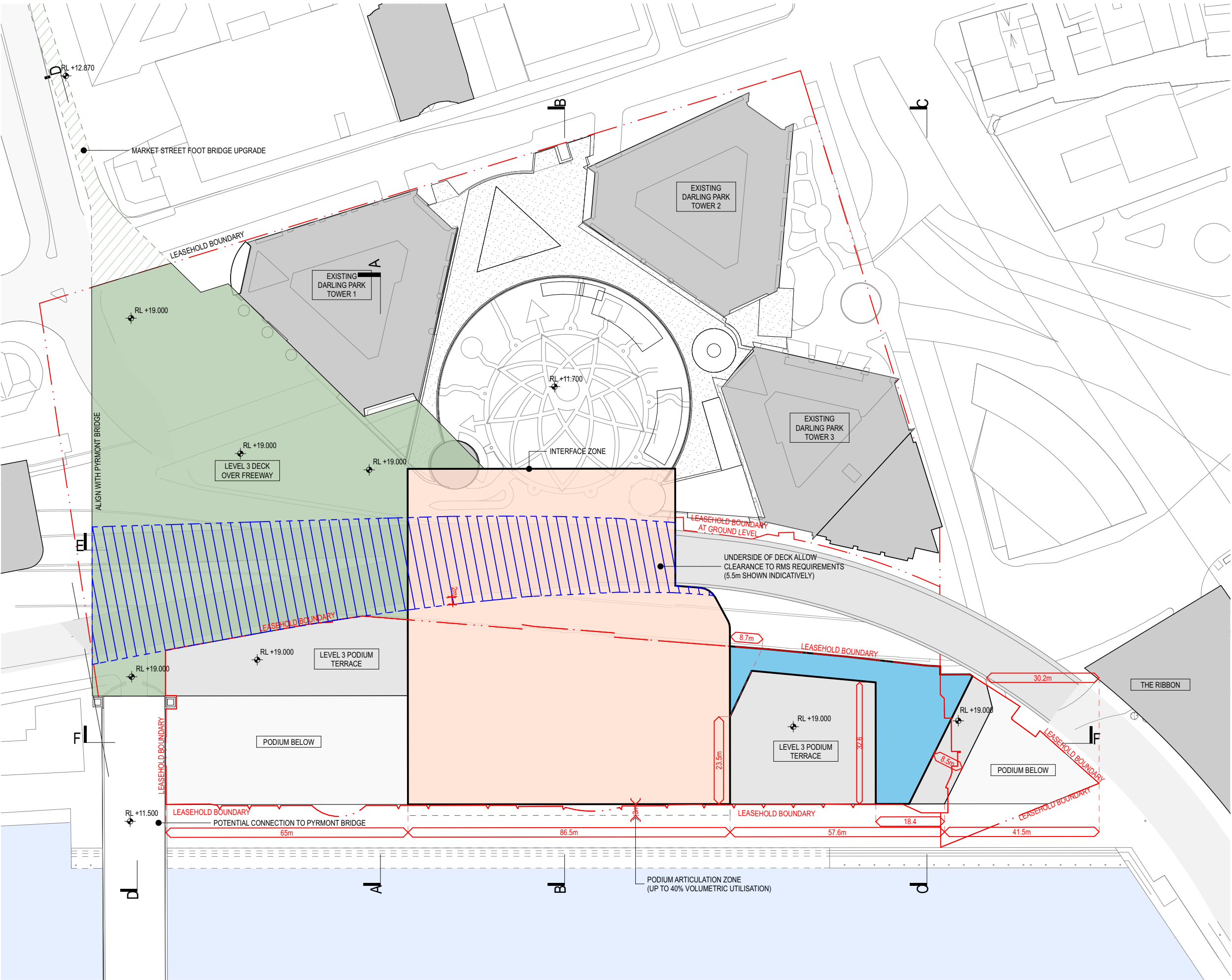
LEGEND:

- TOWER
- TOWER BASE
- PODIUM
- DECK
- CLEARANCE TO RMS REQUIREMENTS

NOTES:

REFER TO SECTION 7.2 OF THE
DESIGN REPORT FOR KEY DESIGN
CRITERIA

BALUSTRADES, PARAPETS, ROOF
FEATURES, SERVICES POLES AND
ANTENNA / ARIALS, AWNINGS,
ARTWORKS, GARDEN PAVILIONS,
KIOSKS, VEGETATION, SIGNAGE
AND STRUCTURES CAN EXTEND
BEYOND THE ENVELOPE



ENVELOPE PLAN - LEVEL 4

STAGE 1 SSDA AMENDED
CONCEPT PROPOSAL SK-1.05_1



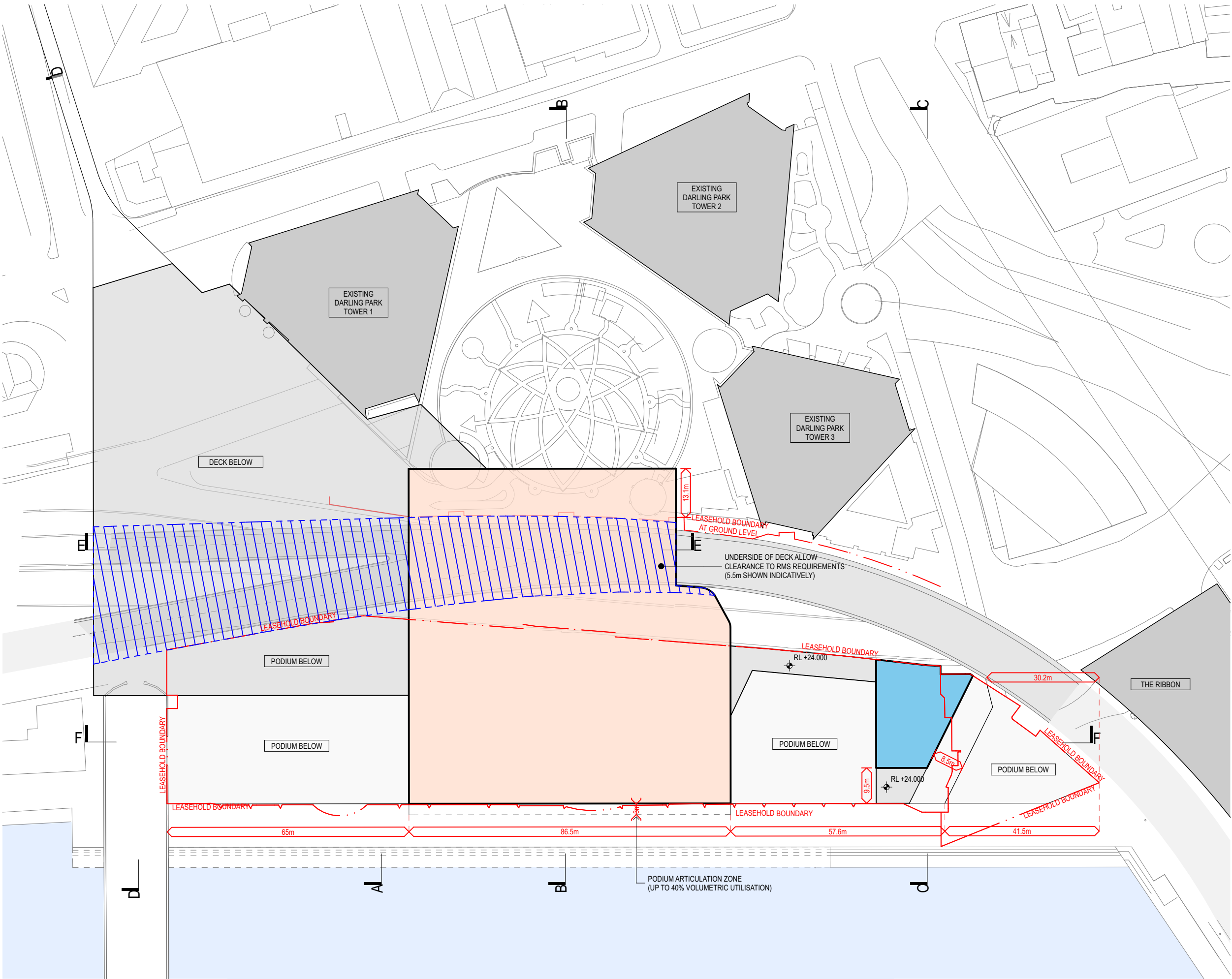
LEGEND:

- TOWER
- TOWER BASE
- PODIUM
- DECK

NOTES:

REFER TO SECTION 7.2 OF THE
DESIGN REPORT FOR KEY DESIGN
CRITERIA

BALUSTRADES, PARAPETS, ROOF
FEATURES, SERVICES POLES AND
ANTENNA / ARIALS, AWNINGS,
ARTWORKS, GARDEN PAVILIONS,
KIOSKS, VEGETATION, SIGNAGE
AND STRUCTURES CAN EXTEND
BEYOND THE ENVELOPE



ENVELOPE PLAN - TYPICAL TOWER LEVEL

STAGE 1 SSDA AMENDED
CONCEPT PROPOSAL SK-1.06_1



LEGEND:

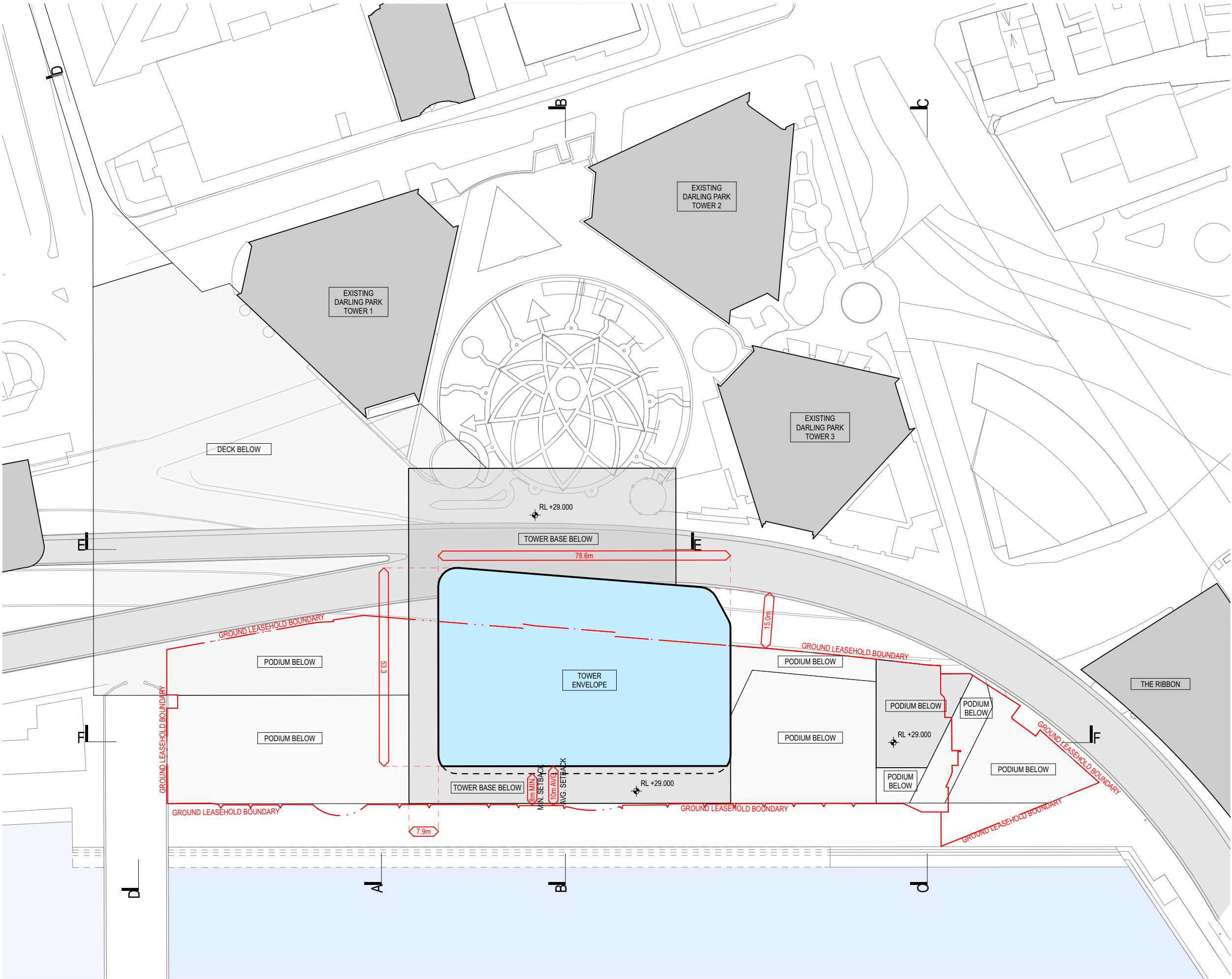
- TOWER
- TOWER BASE
- PODIUM
- DECK

NOTES:

MAXIMUM TOWER ENVELOPE
VOLUMETRIC UTILISATION 65%

REFER TO SECTION 7.2 OF THE
DESIGN REPORT FOR KEY DESIGN
CRITERIA

BALUSTRADES, PARAPETS, ROOF
FEATURES, SERVICES POLES AND
ANTENNA / ARIALS, AWNINGS,
ARTWORKS, GARDEN PAVILIONS,
KIOSKS, VEGETATION, SIGNAGE
AND STRUCTURES CAN EXTEND
BEYOND THE ENVELOPE



ENVELOPE PLAN - ROOF

STAGE 1 SSDA AMENDED
CONCEPT PROPOSAL SK-1.07_1



LEGEND:

- TOWER
- TOWER BASE
- PODIUM
- DECK

NOTES:

MAXIMUM TOWER ENVELOPE
VOLUMETRIC UTILISATION 65%

REFER TO SECTION 7.2 OF THE
DESIGN REPORT FOR KEY DESIGN
CRITERIA

BALUSTRADES, PARAPETS, ROOF
FEATURES, SERVICES POLES AND
ANTENNA / ARIALS, AWNINGS,
ARTWORKS, GARDEN PAVILIONS,
KIOSKS, VEGETATION, SIGNAGE
AND STRUCTURES CAN EXTEND
BEYOND THE ENVELOPE

