

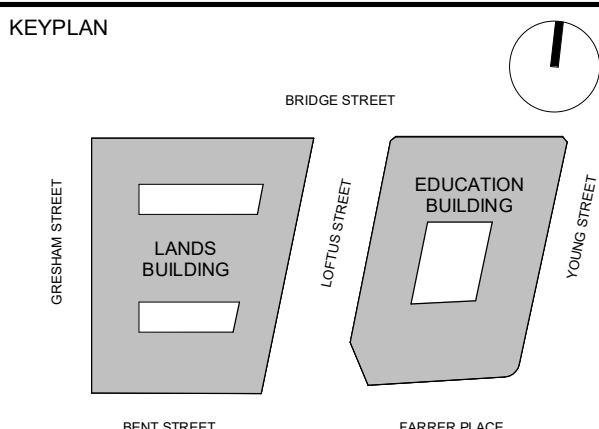
Drawing List		
G-0000 - DRAWING LIST		
G-0001	DRAWING REGISTER	N/A
G-1500 - PROPOSED SITE PLAN		
G-1500	PROPOSED SITE PLAN	1:500
G-2400 - PROPOSED PLANS		
G-2496	EDUCATION BUILDING - BASEMENT 03	1:200
G-2497	EDUCATION BUILDING - BASEMENT 02	1:200
G-2498	LANDS BUILDING - LOWER GROUND, EDUCATION BUILDING - BASEMENT 01	1:200
G-2499	LANDS BUILDING - GROUND, EDUCATION BUILDING - LOWER GROUND	1:200
G-2500	LANDS BUILDING - LEVEL 01, EDUCATION BUILDING - GROUND	1:200
G-2501	LANDS BUILDING - LEVEL 02, EDUCATION BUILDING - LEVEL 01	1:200
G-2502	LANDS BUILDING - LEVEL 03, EDUCATION BUILDING - LEVEL 02	1:200
G-2503	LANDS BUILDING - LEVEL 04, EDUCATION BUILDING - LEVEL 03	1:200
G-2504	LANDS BUILDING - LEVEL 05, EDUCATION BUILDING - LEVEL 04	1:200
G-2505	LANDS BUILDING - LEVEL 06, EDUCATION BUILDING - LEVEL 05	1:200
G-2506	LANDS BUILDING - LEVEL 07, EDUCATION BUILDING - LEVEL 06	1:200
G-2507	LANDS BUILDING - LEVEL 08, EDUCATION BUILDING - LEVEL 07	1:200
G-2508	LANDS BUILDING - LEVEL 09, EDUCATION BUILDING - LEVEL 08	1:200
G-2509	LANDS BUILDING - LEVEL 10, EDUCATION BUILDING - LEVEL 09	1:200
G-2510	LANDS BUILDING - LEVEL 11, EDUCATION BUILDING - ROOF	1:200
G-2511	LANDS BUILDING - LEVEL 12, EDUCATION BUILDING - ROOF	1:200
G-2512	LANDS BUILDING - ROOF, EDUCATION BUILDING - ROOF	1:200
G-2720 - GFA SCHEDULE		
G-2720	GFA SCHEDULE	N/A
G-3200 - PROPOSED ELEVATIONS		
G-3200	LANDS BUILDING - SOUTH, EDUCATION BUILDING - SOUTH	1:200
G-3201	LANDS BUILDING - WEST	1:200
G-3202	LANDS BUILDING - NORTH, EDUCATION BUILDING - NORTH	1:200
G-3203	EDUCATION BUILDING - EAST	1:200
G-3205	EDUCATION BUILDING - WEST	1:200
G-3210	EDUCATION BUILDING - COURTYARD	1:200
G-3500 - PROPOSED SECTIONS		
G-3500	LANDS AND EDUCATION BUILDING - SECTION 01	1:200
G-3502	EDUCATION BUILDING - SECTION 03	1:200
G-4000 - FACADE DETAILS		
G-4100	EDUCATION BUILDING - GLASS BAY	1:20
G-4102	EDUCATION BUILDING - GARDEN VILLA	1:20
G-4103	EDUCATION BUILDING - EAST & WEST TOWER	1:20
G-4104	EDUCATION BUILDING - LEVEL 9 INFILL CLADDING	1:20
G-4105	EDUCATION BUILDING - COOLING TOWERS	1:20
G-5000 - SHADOW DIAGRAMS		
G-5000	SHADOW STUDIES	N/A
G-6000 - MATERIALS & FINISHES		
G-6000	MATERIALS & FINISHES SCHEDULE	N/A
G-7000 - ILLUSTRATIVE VIEWS		
G-7015	ILLUSTRATIVE VIEW 13 - SECTION 4.55 VIEW FROM BRIDGE STREET	N/A
G-7016	ILLUSTRATIVE VIEW 04 - SECTION 4.55 VIEW FROM BENT STREET	N/A
G-7017	ILLUSTRATIVE VIEW 09 - SECTION 4.55 VIEW FROM BENT STREET	N/A

INTELLECTUAL PROPERTY

© Ridley Consolidated Group Pty Limited ("Ridley" and Make) owns the intellectual property rights and moral rights to this document in accordance with the Copyright Act 1968 (Cth).

This document may only be used by the client for the particular project and express purpose for which it has been created. Any unauthorised use of this document is an infringement of Ridley's and Make's rights and is at the user's sole risk and liability.

KEYPLAN



GENERAL ARRANGEMENT

GENERAL NOTES

1. DIMENSIONS ARE IN MILLIMETERS UNO.

2. DO NOT SCALE OFF DRAWING.

3. ALL DIMENSIONS TO BE VERIFIED ON SITE BEFORE PROCEEDING.

4. ALL DISCREPANCIES TO BE NOTIFIED IN WRITING TO RIDLEY CONSOLIDATED GROUP PTY LIMITED ("RIDLEY" AND MAKE)

04

SECTION 4.55 SUBMISSION - AMENDMENT

28.09.18

03

SECTION 4.55 SUBMISSION

19.09.18

02

DEVELOPMENT APPLICATION

17.10.16

01

DEVELOPMENT APPLICATION-AMENDMENT

11.10.16

00

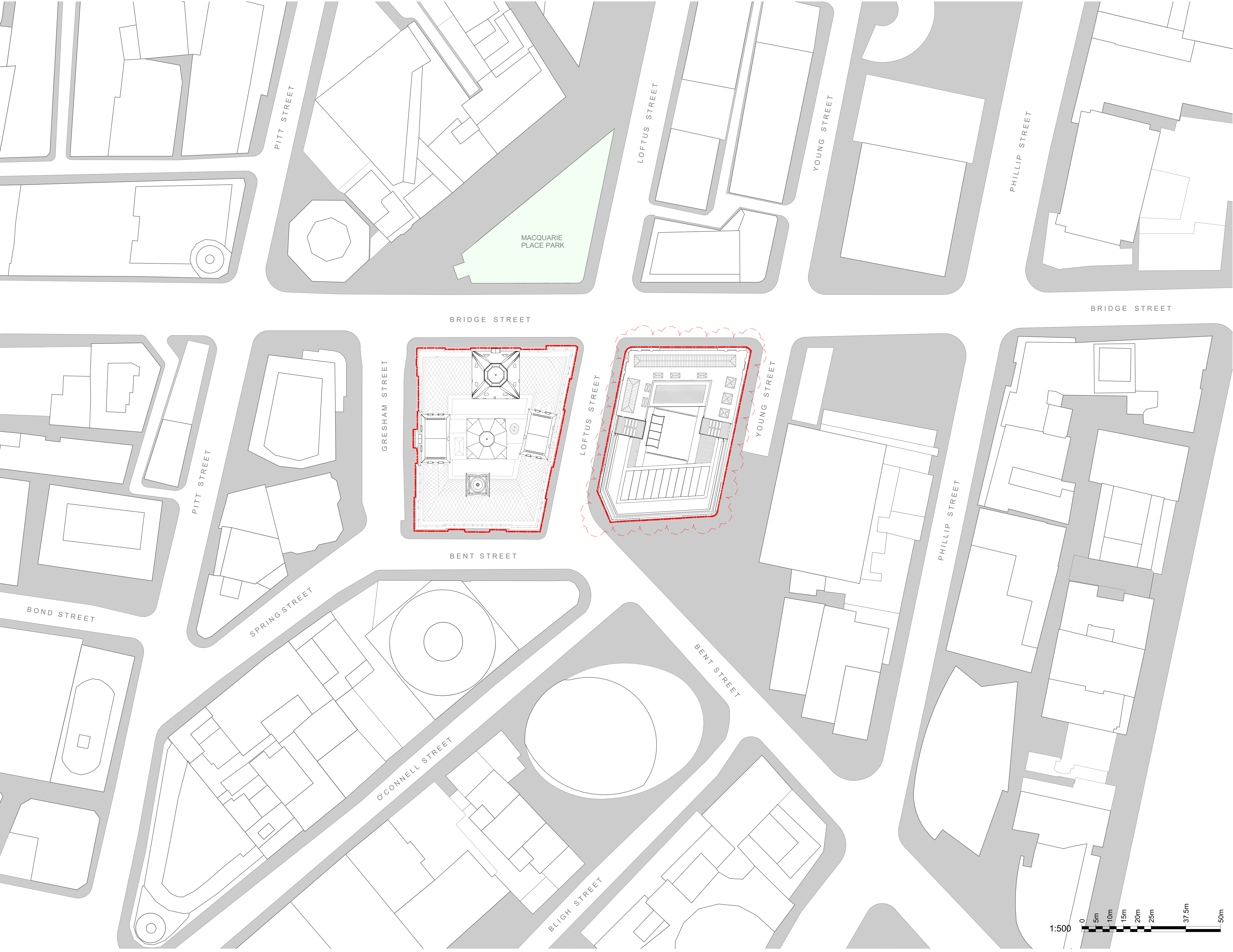
DEVELOPMENT APPLICATION

06.10.16

ISSUE	DESCRIPTION	DATE
DESIGN ARCHITECT		
make		
EXECUTIVE ARCHITECT		
Ridley		
INTERIOR DESIGNER		
B A R		
CLIENT		
PONTIAC LAND (AUSTRALIA) PTY. LTD.		
PROJECT		
SANDSTONE PRECINCT		
23-39 BRIDGE STREET, SYDNEY 2000, AUSTRALIA		
PROJECT NUMBER		
1166		
SCALE	DRAWN	CHECKED
@B1	JO	CZ
STATUS		
FOR APPROVAL		
DRAWING		

DRAWING REGISTER

DRAWING NUMBER	ISSUE
SP-DA-G-0001	04



INTELLECTUAL PROPERTY

© Ridley Consolidated Group Pty Limited ("Ridley" and Make) owns the intellectual property rights and moral rights to this document in accordance with the Copyright Act 1968 (Cth).

This document may only be used by the client for the particular project and express purpose for which it has been created. Any unauthorised use of this document is an infringement of Ridley's and Make's rights and is at the user's sole risk and liability.

KEYPLAN

GENERAL ARRANGEMENT

GENERAL NOTES

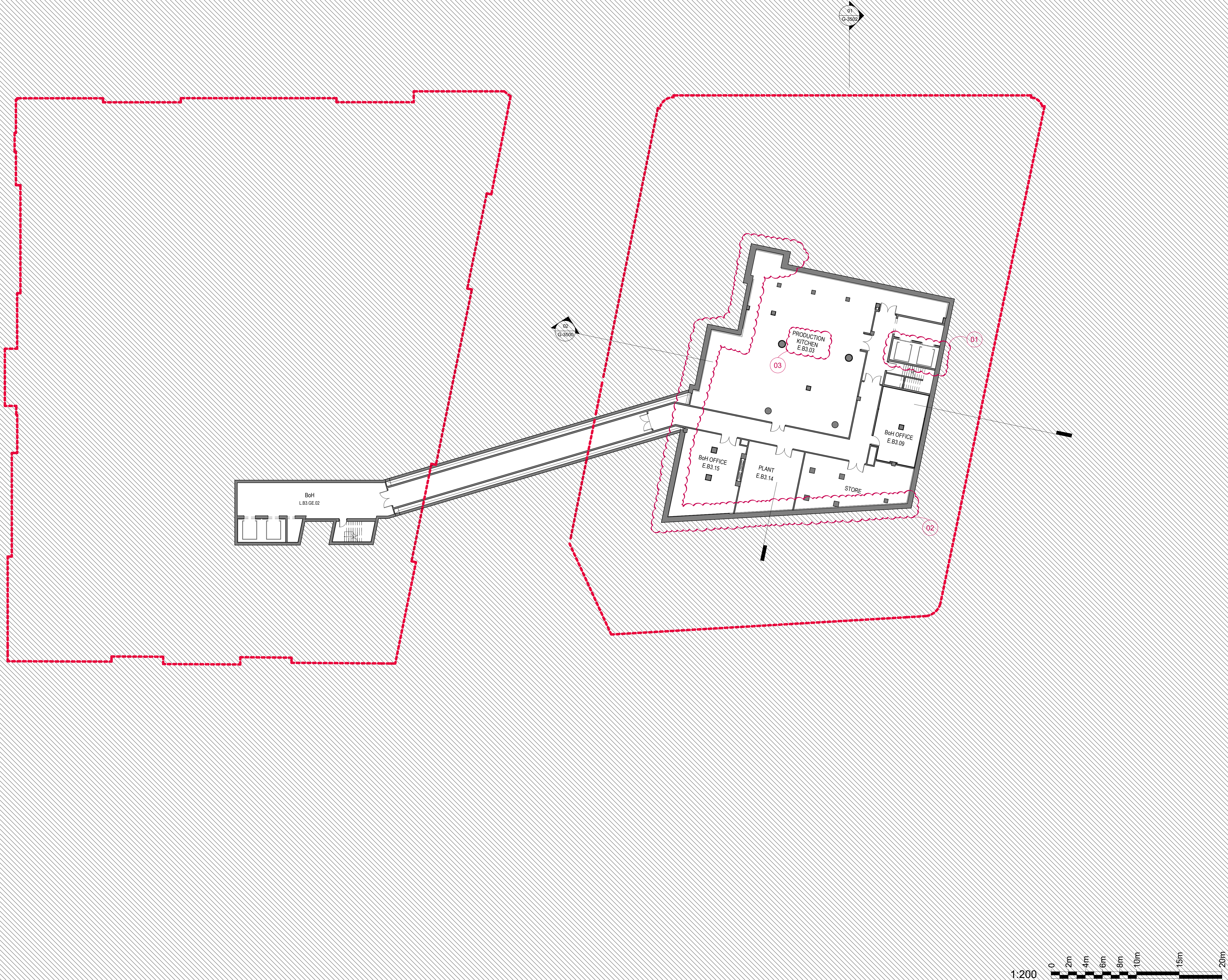
1. DIMENSIONS ARE IN MILLIMETERS UNO.
2. DO NOT SCALE OFF DRAWING.
3. ALL DIMENSIONS TO BE VERIFIED ON SITE BEFORE PROCEEDING.
4. ALL DISCREPANCIES TO BE NOTIFIED IN WRITING TO RIDLEY CONSOLIDATED GROUP PTY LIMITED ("RIDLEY" AND MAKE)

LEGEND:

--- SITE BOUNDARY

02	SECTION 4.55 SUBMISSION - AMENDMENT	28.09.18
01	SECTION 4.55 SUBMISSION	19.09.18
00	DEVELOPMENT APPLICATION	06.10.16

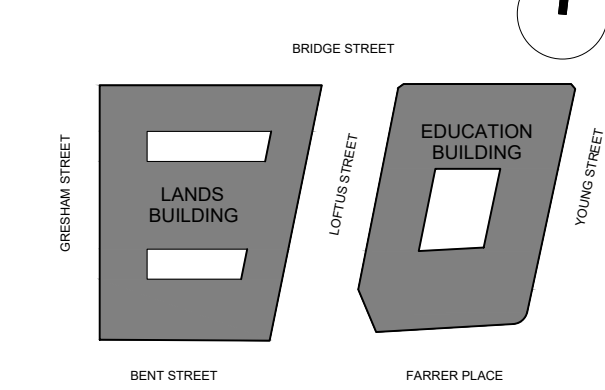
ISSUE	DESCRIPTION	DATE
DESIGN ARCHITECT		
make		
EXECUTIVE ARCHITECT		
Ridley		
INTERIOR DESIGNER		
B A R		
CLIENT		
PONTIAC LAND (AUSTRALIA) PTY. LTD.		
PROJECT		
SANDSTONE PRECINCT		
23-39 BRIDGE STREET, SYDNEY 2000, AUSTRALIA		
PROJECT NUMBER		
1166		
SCALE	DRAWN	CHECKED
1 : 500@B1	JO	CZ
STATUS		
FOR APPROVAL		
DRAWING		
PROPOSED SITE PLAN		
DRAWING NUMBER	ISSUE	
SP-DA-G-1500	02	



INTELLECTUAL PROPERTY
© Ridley Consolidated Group Pty Limited ("Ridley" and Make)
owns the intellectual property rights and moral rights to this
document in accordance with the Copyright Act 1968 (Cth).

This document may only be used by the client for the particular
project and express purpose for which it has been created. Any
unauthorised use of this document is an infringement of Ridley's
and Make's rights and is at the user's sole risk and liability.

KEYPLAN



GENERAL ARRANGEMENT

GENERAL NOTES
1. DIMENSIONS ARE IN MILLIMETERS UNO.
2. DO NOT SCALE OFF DRAWING.
3. ALL DIMENSIONS TO BE VERIFIED ON SITE BEFORE
PROCEEDING.
4. ALL DISCREPANCIES TO BE NOTIFIED IN WRITING TO
RIDLEY CONSOLIDATED GROUP PTY LIMITED
("RIDLEY" AND MAKE)

LEGEND:

- SITE BOUNDARY
- PRIMARY ENTRANCE
- SECONDARY ENTRANCE
- STAFF ENTRANCE
- ACCESSIBLE ROOM
- W WASTE
- R RECYCLING

CHANGES LEGEND:

- REDUCTION OF 4 BoH LIFT TO 2 FROM
THE BASEMENT LEVELS TO FARRER
PLACE
- EXTENT OF BASEMENT EXCAVATION
REDUCED FOLLOWING GEO-TECHNICAL
INVESTIGATIONS
- RELOCATION OF PRODUCTION KITCHEN
TO B3

04	SSD 7754 CLARIFICATIONS	06.12.18
03	SECTION 4.55 SUBMISSION - AMENDMENT	28.09.18
02	SECTION 4.55 SUBMISSION	19.09.18
01	DEVELOPMENT APPLICATION	06.10.16
00	DRAFT DA APPLICATION	02.09.16

ISSUE	DESCRIPTION	DATE
-------	-------------	------

DESIGN ARCHITECT

make

EXECUTIVE ARCHITECT

Ridley

INTERIOR DESIGNER

B A R

CLIENT

PONTIAC LAND
(AUSTRALIA) PTY. LTD.

PROJECT

**SANDSTONE
PRECINCT**
23-39 BRIDGE STREET, SYDNEY 2000, AUSTRALIA

PROJECT NUMBER

1166

SCALE	DRAWN	CHECKED
1 : 200@B1	BV	CZ

STATUS

FOR APPROVAL

DRAWING

PROPOSED PLANS

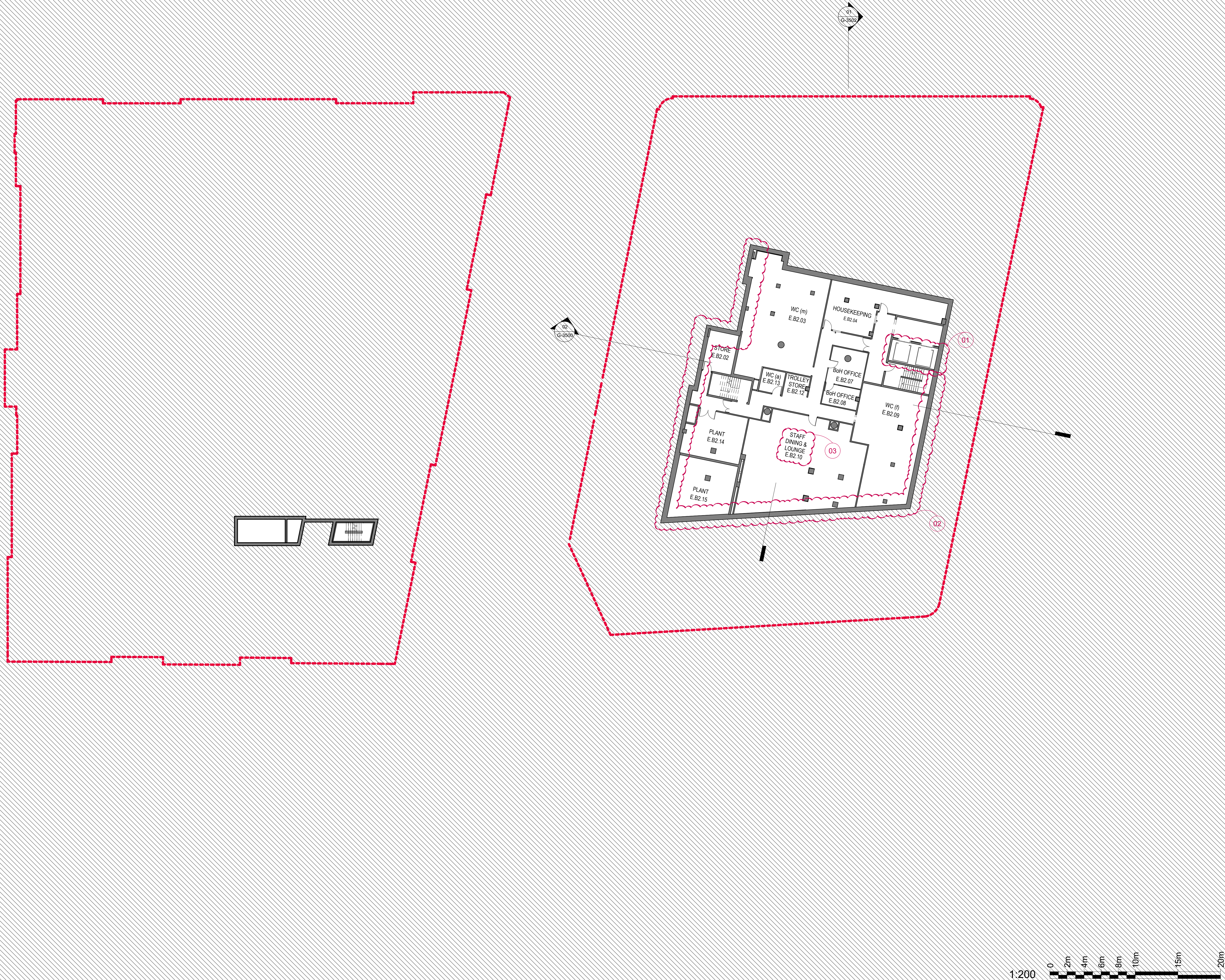
**EDUCATION BUILDING -
BASEMENT 03**

DRAWING NUMBER

SP-DA-G-2496

ISSUE

04



INTELLECTUAL PROPERTY

© Ridley Consolidated Group Pty Limited ("Ridley" and Make) owns the intellectual property rights and moral rights to this document in accordance with the Copyright Act 1968 (Cth).

This document may only be used by the client for the particular project and express purpose for which it has been created. Any unauthorised use of this document is an infringement of Ridley's and Make's rights and is at the user's sole risk and liability.

KEYPLAN

GENERAL ARRANGEMENT

GENERAL NOTES

1. DIMENSIONS ARE IN MILLIMETERS UNO.
2. DO NOT SCALE OFF DRAWING.
3. ALL DIMENSIONS TO BE VERIFIED ON SITE BEFORE PROCEEDING.
4. ALL DISCREPANCIES TO BE NOTIFIED IN WRITING TO RIDLEY CONSOLIDATED GROUP PTY LIMITED ("RIDLEY" AND MAKE)

LEGEND:

- SITE BOUNDARY
- PRIMARY ENTRANCE
- SECONDARY ENTRANCE
- STAFF ENTRANCE
- ACCESSIBLE ROOM
- W WASTE
- R RECYCLING

CHANGES LEGEND:

- 01 REDUCTION OF 4 BoH LIFT TO 2 FROM THE BASEMENT LEVELS TO FARRER PLACE
- 02 EXTENT OF BASEMENT EXCAVATION REDUCED FOLLOWING GEO-TECHNICAL INVESTIGATIONS
- 03 RELOCATION OF STAFF FACILITIES FROM B1 TO B2

04	SSD 7764 CLARIFICATIONS	06.12.18
03	SECTION 4.55 SUBMISSION - AMENDMENT	28.09.18
02	SECTION 4.55 SUBMISSION	19.09.18
01	DEVELOPMENT APPLICATION	06.10.16
00	DRAFT DA APPLICATION	02.09.16

ISSUE	DESCRIPTION	DATE
DESIGN ARCHITECT		

make

EXECUTIVE ARCHITECT

Ridley

INTERIOR DESIGNER

B A R

CLIENT

PONTIAC LAND
(AUSTRALIA) PTY. LTD.

PROJECT

**SANDSTONE
PRECINCT**

23-39 BRIDGE STREET, SYDNEY 2000, AUSTRALIA

PROJECT NUMBER	1166	
SCALE	DRAWN	CHECKED
1 : 200@B1	BV	CZ

STATUS

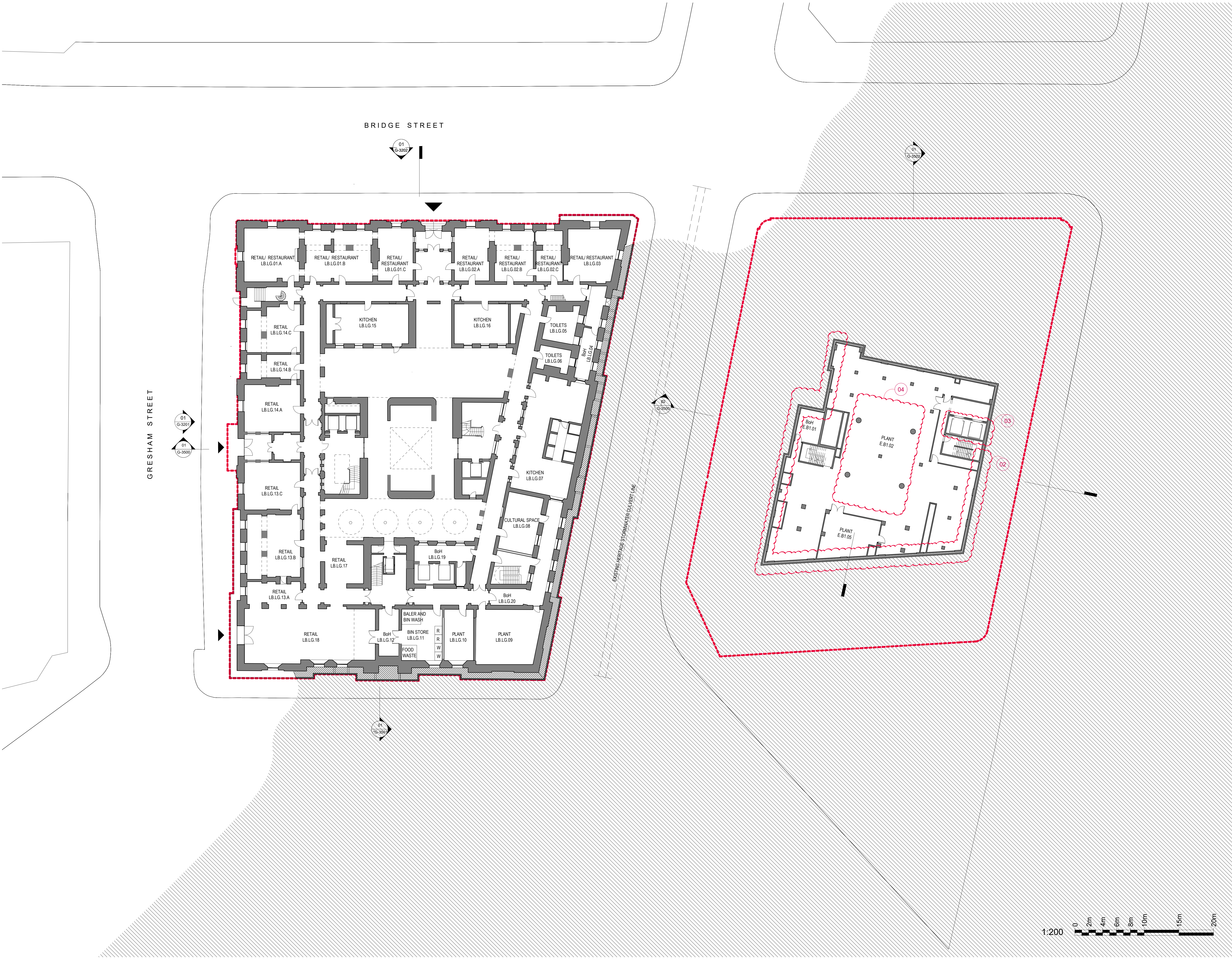
FOR APPROVAL

DRAWING

PROPOSED PLANS

**EDUCATION BUILDING -
BASEMENT 02**

DRAWING NUMBER	ISSUE
SP-DA-G-2497	04



INTELLECTUAL PROPERTY
© Ridley Consolidated Group Pty Limited ("Ridley" and "Make") owns the intellectual property rights and moral rights to this document in accordance with the Copyright Act 1968 (Cth).
This document may only be used by the client for the particular project and express purpose for which it has been created. Any unauthorised use of this document is an infringement of Ridley's and Make's rights and is at the user's sole risk and liability.

KEYPLAN

BRIDGE STREET

LANDS BUILDING

EDUCATION BUILDING

FARRER PLACE

GENERAL NOTES
1. DIMENSIONS ARE IN MILLIMETERS UNO.
2. DO NOT SCALE OFF DRAWING
3. ALL DIMENSIONS TO BE VERIFIED ON SITE BEFORE PROCEEDING
4. ALL DISCREPANCIES TO BE NOTIFIED IN WRITING TO RIDLEY CONSOLIDATED GROUP PTY LIMITED ("RIDLEY" AND MAKE)

- LEGEND:
- SITE BOUNDARY
 - PRIMARY ENTRANCE
 - SECONDARY ENTRANCE
 - STAFF ENTRANCE
 - ACCESSIBLE ROOM
 - WASTE
 - RECYCLING

- CHANGES LEGEND:
- 01 BALLROOM REMOVED.
 - 02 EXTENT OF BASEMENT EXCAVATION REDUCED FOLLOWING GEO-TECHNICAL INVESTIGATIONS
 - 03 REDUCTION OF 4 BOH LIFTS TO 2 FROM THE BASEMENT LEVELS TO FARRER PLACE
 - 04 RELOCATION OF PLANT FLOOR FROM B2 TO B1.

04	SSD 7784 CLARIFICATIONS	06.12.18
03	SECTION 4.55 SUBMISSION - AMENDMENT	26.09.18
02	SECTION 4.55 SUBMISSION	19.09.18
01	DEVELOPMENT APPLICATION	06.10.16
00	DRAFT DA APPLICATION	02.09.16

ISSUE	DESCRIPTION	DATE
-------	-------------	------

make

EXECUTIVE ARCHITECT

Ridley

INTERIOR DESIGNER

B A R

CLIENT

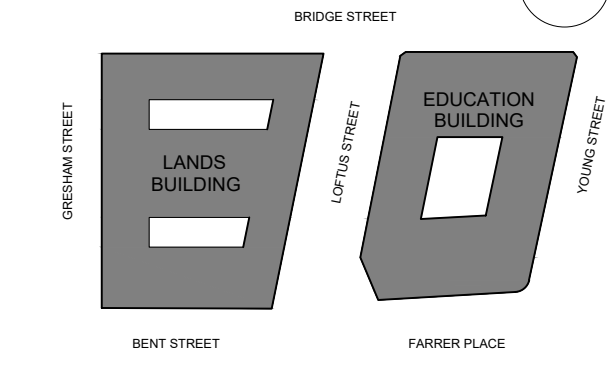
PONTIAC LAND (AUSTRALIA) PTY. LTD.

PROJECT

SANDSTONE PRECINCT

23-39 BRIDGE STREET, SYDNEY 2000, AUSTRALIA

PROJECT NUMBER		1166	
SCALE	1 : 200@B1	DRAWN	CHECKED
		BV	CZ
STATUS			
FOR APPROVAL			
DRAWING			
PROPOSED PLANS			
LANDS BUILDING - LOWER			
GROUND, EDUCATION			
BUILDING - BASEMENT 01			
DRAWING NUMBER		ISSUE	
SP-DA-G-2498		04	



GENERAL ARRANGEMENT

GENERAL NOTES

1. DIMENSIONS ARE IN MILLIMETERS UNO.
2. DO NOT SCALE OFF DRAWING.
3. ALL DIMENSIONS TO BE VERIFIED ON SITE BEFORE PROCEEDING.
4. ALL DISCREPANCIES TO BE NOTIFIED IN WRITING TO RIDLEY CONSOLIDATED GROUP PTY LIMITED ("RIDLEY" AND MAKE).

- LEGEND:
- SITE BOUNDARY
 - ▲ PRIMARY ENTRANCE
 - ▲ SECONDARY ENTRANCE
 - ▲ STAFF ENTRANCE
 - ACCESSIBLE ROOM
 - W WASTE
 - R RECYCLING
- LANDS BUILDING KEY COUNT: 19

- CHANGES LEGEND:
- 01 REMOVAL OF BALLROOM
 - 02 REDUCTION OF 4 BOH LIFTS TO 2 FROM THE BASEMENT LEVELS TO FARRER PLACE
 - 03 LOADING BAY RELOCATED
 - 04 PRE-FUNCTION SPACE RELOCATED FROM WEST. ADDITIONAL FUNCTION AND PRE-FUNCTION AREAS CREATED - HOME KITCHEN AND TRIPLE HEIGHT SCULPTURE GARDEN.
 - 05 ADDITIONAL FUNCTION ROOM
 - 06 EASTERN ESCAPE STAIR AND STAFF ENTRY RELOCATED TO INCREASE SPACE AT FARRER PLACE LEVEL FOR THE RESTAURANT
 - 07 SECONDARY LUGGAGE ENTRANCE AND STORAGE
 - 08 RECONFIGURED BOH AREA
 - 09 HERITAGE WALL RETAINED AS PER CofS HERITAGE OFFICER REQUIREMENTS

05	SSD 7784 CLARIFICATIONS	20.12.18
06	SSD 7784 CLARIFICATIONS	06.12.18
03	SECTION 4.55 SUBMISSION - AMENDMENT	28.09.18
04	SECTION 4.55 SUBMISSION	19.09.18
02	DEVELOPMENT APPLICATION-AMENDMENT	14.10.16
01	DEVELOPMENT APPLICATION	06.10.16
00	DRAFT DA APPLICATION	02.09.16

ISSUE	DESCRIPTION	DATE
-------	-------------	------

DESIGN ARCHITECT

make

EXECUTIVE ARCHITECT

Ridley

INTERIOR DESIGNER

B A R

CLIENT

PONTIAC LAND

(AUSTRALIA) PTY. LTD.

PROJECT

**SANDSTONE
PRECINCT**
23-39 BRIDGE STREET, SYDNEY 2000, AUSTRALIA

PROJECT NUMBER

1166

SCALE

1 : 200@B1

DRAWN

BV

CHECKED

CZ

STATUS

FOR APPROVAL

DRAWING

PROPOSED PLANS

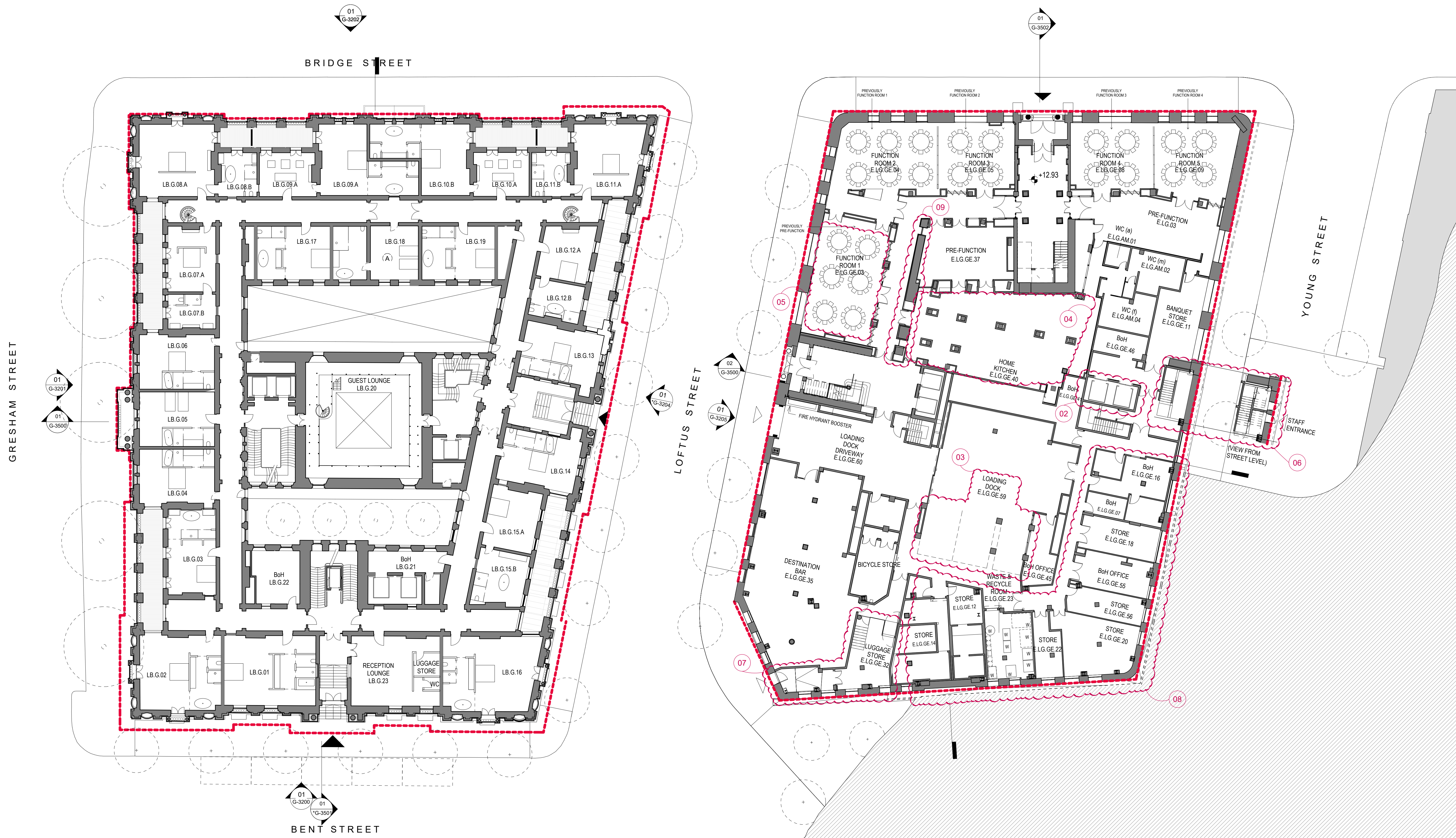
**LANDS BUILDING - GROUND,
EDUCATION BUILDING -
LOWER GROUND**

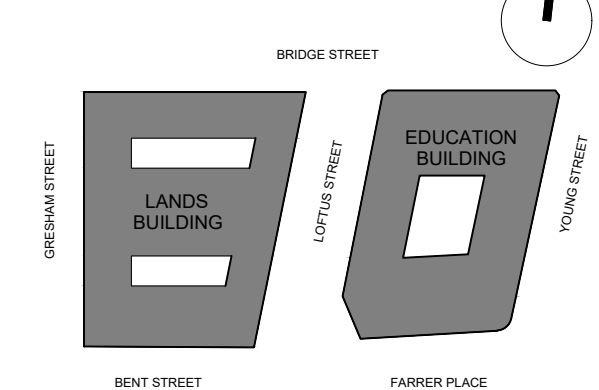
DRAWING NUMBER

SP-DA-G-2499

ISSUE

06





GENERAL ARRANGEMENT

- GENERAL NOTES
1. DIMENSIONS ARE IN MILLIMETERS UNO.
 2. DO NOT SCALE OFF DRAWING.
 3. ALL DIMENSIONS TO BE VERIFIED ON SITE BEFORE PROCEEDING.
 4. ALL DISCREPANCIES TO BE NOTIFIED IN WRITING TO RIDLEY CONSOLIDATED GROUP PTY LIMITED (RIDLEY) AND MAKE.

LEGEND:

- SITE BOUNDARY
- ▲ PRIMARY ENTRANCE
- ▲ SECONDARY ENTRANCE
- ▲ STAFF ENTRANCE
- ACCESSIBLE ROOM
- W WASTE
- R RECYCLING
- LANDS BUILDING KEY COUNT: 22
- CHANGES LEGEND:
- 01 NIBS, BULKHEAD AND OPERABLE WALL ADDED.
 - 02 HERITAGE DOOR LOCKED OFF AND PRESERVED INSITU
 - 03 REVISED PUBLIC WC LAYOUT.
 - 04 WALL LINE PUSHED BACK TO REVEAL MORE OF EXISTING MARBLE COLUMN FABRIC

06	SECTION 4.55 SUBMISSION - AMENDMENT	22.02.19
05	SSD 7784 CLARIFICATIONS	20.12.18
04	SSD 7784 CLARIFICATIONS	08.12.18
03	SECTION 4.55 SUBMISSION - AMENDMENT	28.09.18
02	SECTION 4.55 SUBMISSION	19.09.18
01	DEVELOPMENT APPLICATION	06.10.16
00	DRAFT DA APPLICATION	02.09.16

ISSUE	DESCRIPTION	DATE
-------	-------------	------

DESIGN ARCHITECT

make

EXECUTIVE ARCHITECT

Ridley

INTERIOR DESIGNER

B A R

CLIENT
PONTIAC LAND
(AUSTRALIA) PTY. LTD.

PROJECT

**SANDSTONE
PRECINCT**
23-39 BRIDGE STREET, SYDNEY 2000, AUSTRALIA

PROJECT NUMBER **1166**

SCALE 1: 200@B1 DRAWN BV CHECKED CZ

STATUS
FOR APPROVAL

DRAWING
PROPOSED PLANS

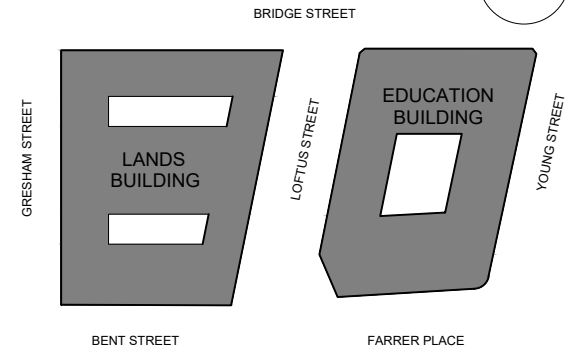
**LANDS BUILDING - LEVEL 01,
EDUCATION BUILDING -
GROUND**

DRAWING NUMBER

SP-DA-G-2500

ISSUE

06



GENERAL ARRANGEMENT

- GENERAL NOTES
1. DIMENSIONS ARE IN MILLIMETERS UNO.
 2. DO NOT SCALE OFF DRAWING.
 3. ALL DIMENSIONS TO BE VERIFIED ON SITE BEFORE PROCEEDING.
 4. ALL DISCREPANCIES TO BE NOTIFIED IN WRITING TO RIDLEY CONSOLIDATED GROUP PTY LIMITED ("RIDLEY" AND MAKE)

LEGEND:

- SITE BOUNDARY
- ▲ PRIMARY ENTRANCE
- ▲ SECONDARY ENTRANCE
- ▲ STAFF ENTRANCE
- ACCESSIBLE ROOM
- W WASTE
- R RECYCLING

LANDS BUILDING KEY COUNT: 20

EDUCATION BUILDING KEY COUNT: 28

CHANGES LEGEND:

- 01 BOH LIFTS AND STAIR MOVED NORTH TO CREATE A MORE EFFICIENT CORE
- 02 COURTYARD FULL HEIGHT FACADE REPLACED WITH BALUSTRADE. EXTERNAL TERRACE REMOVED.
- 03 WINTER GARDENS REMOVED AND SECONDARY GLAZING INSTALLED
- 04 ADDITIONAL KEY

04	SSD 7784 CLARIFICATIONS	06.12.18
03	SECTION 4.55 SUBMISSION - AMENDMENT	28.09.18
02	SECTION 4.55 SUBMISSION	19.09.18
01	DEVELOPMENT APPLICATION	06.10.18
00	DRAFT DA APPLICATION	02.09.18

ISSUE	DESCRIPTION	DATE
-------	-------------	------

DESIGN ARCHITECT

make

EXECUTIVE ARCHITECT

Ridley

INTERIOR DESIGNER

B A R

CLIENT

PONTIAC LAND
(AUSTRALIA) PTY. LTD.

PROJECT

**SANDSTONE
PRECINCT**
23-39 BRIDGE STREET, SYDNEY 2000, AUSTRALIA

PROJECT NUMBER **1166**

SCALE **1 : 200@B1** DRAWN BV CHECKED CZ

STATUS

FOR APPROVAL

DRAWING

PROPOSED PLANS

**LANDS BUILDING - LEVEL 02,
EDUCATION BUILDING -
LEVEL 01**

DRAWING NUMBER

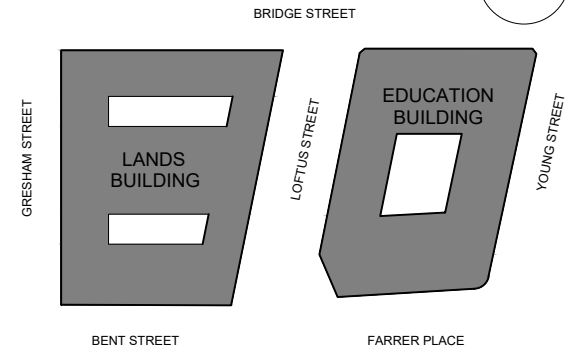
SP-DA-G-2501

ISSUE

04



KEYPLAN



GENERAL ARRANGEMENT

- GENERAL NOTES
1. DIMENSIONS ARE IN MILLIMETERS UNO.
 2. DO NOT SCALE OFF DRAWING.
 3. ALL DIMENSIONS TO BE VERIFIED ON SITE BEFORE PROCEEDING.
 4. ALL DISCREPANCIES TO BE NOTIFIED IN WRITING TO RIDLEY CONSOLIDATED GROUP PTY LIMITED ("RIDLEY" AND MAKE)

LEGEND:

- SITE BOUNDARY
- ▲ PRIMARY ENTRANCE
- ▲ SECONDARY ENTRANCE
- ▲ STAFF ENTRANCE
- ACCESSIBLE ROOM
- W WASTE
- R RECYCLING

EDUCATION BUILDING KEY COUNT: 36

CHANGES LEGEND:

- 01 COURTYARD GLAZED ROOF MOVED DOWN TO LEVEL 2 FROM LEVEL 6
- 02 BOH LIFTS AND STAIR MOVED NORTH TO CREATE A MORE EFFICIENT CORE
- 03 WINTER GARDENS REMOVED AND SECONDARY GLAZING INSTALLED
- 04 ADDITIONAL KEY

04	SSD 7784 CLARIFICATIONS	06.12.18
03	SECTION 4.55 SUBMISSION - AMENDMENT	28.09.18
02	SECTION 4.55 SUBMISSION	19.09.18
01	DEVELOPMENT APPLICATION	06.10.18
00	DRAFT DA APPLICATION	02.09.16

ISSUE	DESCRIPTION	DATE
DESIGN ARCHITECT		

make

EXECUTIVE ARCHITECT

Ridley

INTERIOR DESIGNER

B A R

CLIENT
PONTIAC LAND
(AUSTRALIA) PTY. LTD.

PROJECT

**SANDSTONE
PRECINCT**
23-39 BRIDGE STREET, SYDNEY 2000, AUSTRALIA

PROJECT NUMBER
1166

SCALE
1 : 200@B1

STATUS
DRAWN BV CHECKED CZ

FOR APPROVAL

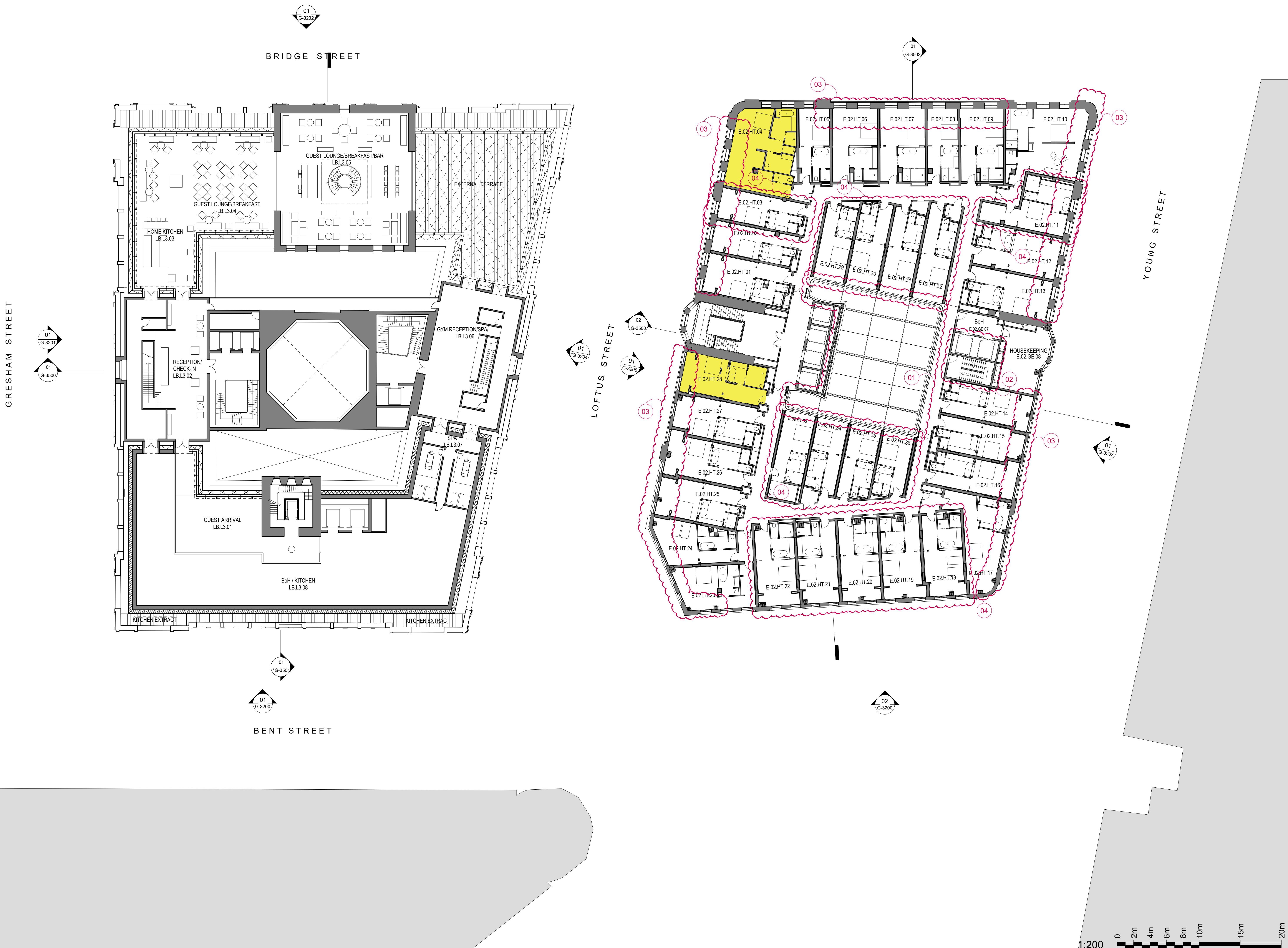
DRAWING

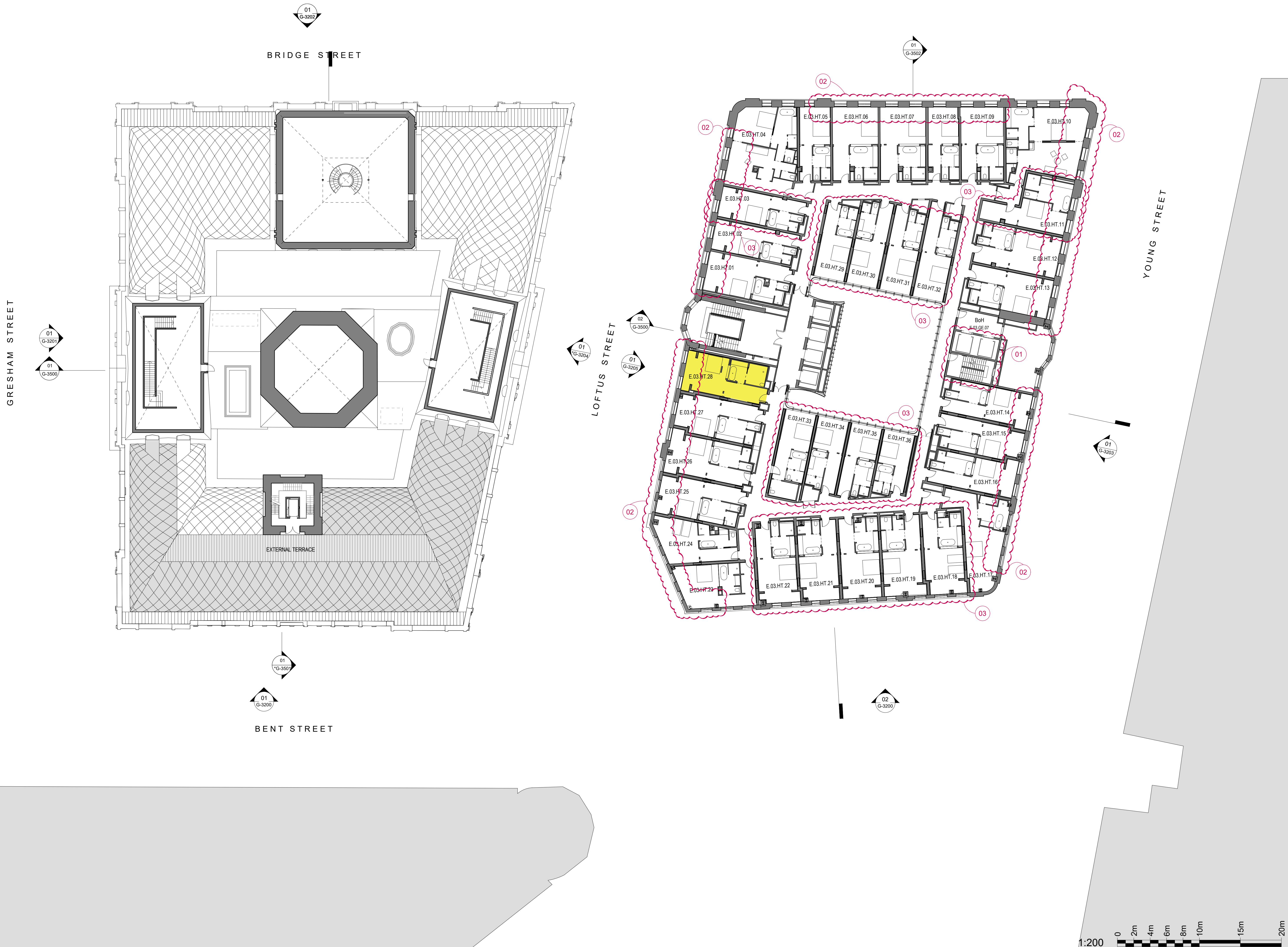
PROPOSED PLANS

**LANDS BUILDING - LEVEL 03,
EDUCATION BUILDING -
LEVEL 02**

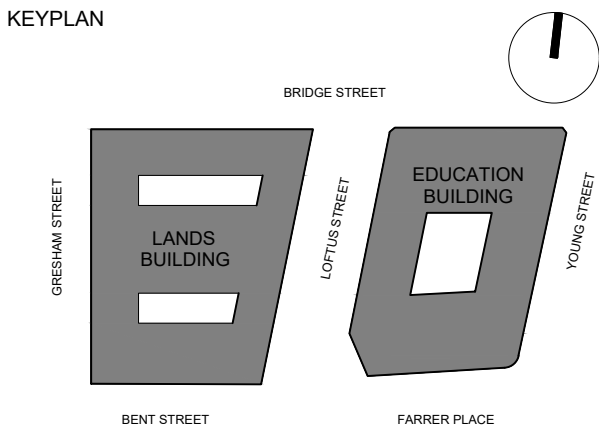
DRAWING NUMBER
SP-DA-G-2502

ISSUE
04





INTELLECTUAL PROPERTY
© Ridley Consolidated Group Pty Limited ("Ridley" and Make)
owns the intellectual property rights and moral rights to this
document in accordance with the Copyright Act 1968 (Ch).
This document may only be used by the client for the particular
project and express purpose for which it has been created. Any
unauthorised use of this document is an infringement of Ridley's
and Make's rights and is at the user's sole risk and liability.



GENERAL ARRANGEMENT

GENERAL NOTES

1. DIMENSIONS ARE IN MILLIMETERS UNO.
2. DO NOT SCALE OFF DRAWING.
3. ALL DIMENSIONS TO BE VERIFIED ON SITE BEFORE PROCEEDING.
4. ALL DISCREPANCIES TO BE NOTIFIED IN WRITING TO RIDLEY CONSOLIDATED GROUP PTY LIMITED ("RIDLEY" AND MAKE)

LEGEND:

- SITE BOUNDARY
- ▲ PRIMARY ENTRANCE
- ▲ SECONDARY ENTRANCE
- ▲ STAFF ENTRANCE
- ACCESSIBLE ROOM
- W WASTE
- R RECYCLING

EDUCATION BUILDING KEY COUNT: 36

CHANGES LEGEND:

- 01 BOH LIFTS AND STAIR MOVED NORTH TO CREATE A MORE EFFICIENT CORE
- 02 WINTER GARDENS REMOVED AND SECONDARY GLAZING INSTALLED
- 03 ADDITIONAL KEY PER ZONE

04	SSD 7784 CLARIFICATIONS	06.12.18
03	SECTION 4.55 SUBMISSION - AMENDMENT	28.09.18
02	SECTION 4.55 SUBMISSION	19.09.18
01	DEVELOPMENT APPLICATION	06.10.18
00	DRAFT DA APPLICATION	02.09.16

ISSUE	DESCRIPTION	DATE
DESIGN ARCHITECT		

make
EXECUTIVE ARCHITECT

Ridley
INTERIOR DESIGNER

B A R

CLIENT
PONTIAC LAND
(AUSTRALIA) PTY. LTD.

PROJECT
**SANDSTONE
PRECINCT**
23-39 BRIDGE STREET, SYDNEY 2000, AUSTRALIA

PROJECT NUMBER
1166

SCALE
1 : 200@B1

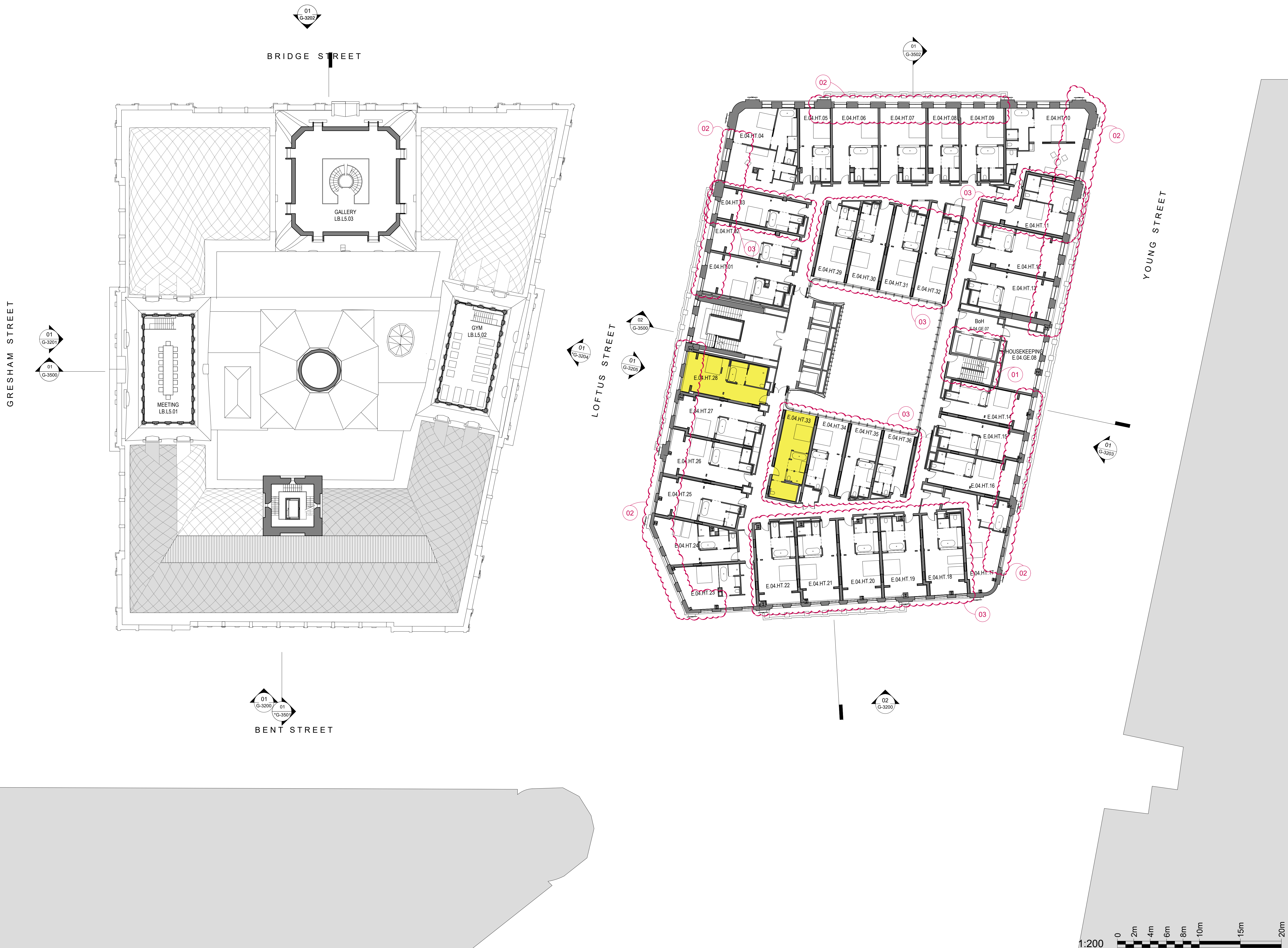
STATUS
FOR APPROVAL

DRAWING
PROPOSED PLANS

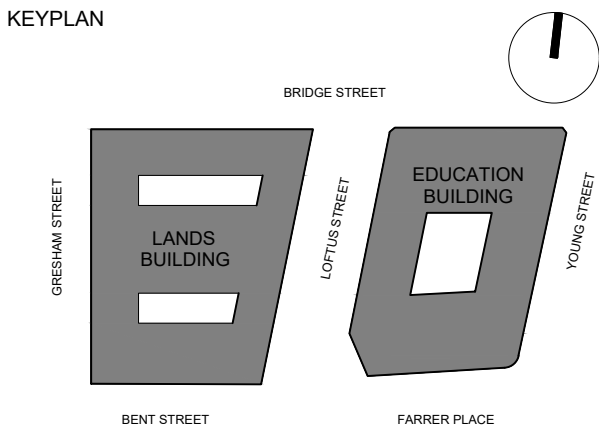
**LANDS BUILDING - LEVEL 04,
EDUCATION BUILDING -
LEVEL 03**

DRAWING NUMBER
SP-DA-G-2503

ISSUE
04



INTELLECTUAL PROPERTY
© Ridley Consolidated Group Pty Limited ("Ridley" and Make)
owns the intellectual property rights and moral rights to this
document in accordance with the Copyright Act 1968 (Ch).
This document may only be used by the client for the particular
project and express purpose for which it has been created. Any
unauthorised use of this document is an infringement of Ridley's
and Make's rights and is at the user's sole risk and liability.



GENERAL ARRANGEMENT

GENERAL NOTES

1. DIMENSIONS ARE IN MILLIMETERS UNO.
2. DO NOT SCALE OFF DRAWING.
3. ALL DIMENSIONS TO BE VERIFIED ON SITE BEFORE PROCEEDING.
4. ALL DISCREPANCIES TO BE NOTIFIED IN WRITING TO RIDLEY CONSOLIDATED GROUP PTY LIMITED ("RIDLEY" AND MAKE)

- LEGEND:
- SITE BOUNDARY
 - ▲ PRIMARY ENTRANCE
 - ▲ SECONDARY ENTRANCE
 - ▲ STAFF ENTRANCE
 - ACCESSIBLE ROOM
 - W WASTE
 - R RECYCLING
- EDUCATION BUILDING KEY COUNT: 36

- CHANGES LEGEND:
- 01 BOH LIFTS AND STAIR MOVED NORTH TO CREATE A MORE EFFICIENT CORE
 - 02 WINTER GARDENS REMOVED AND SECONDARY GLAZING INSTALLED
 - 03 ADDITIONAL KEY PER ZONE

04	SSD 7784 CLARIFICATIONS	06.12.18
03	SECTION 4.55 SUBMISSION - AMENDMENT	28.09.18
02	SECTION 4.55 SUBMISSION	19.09.18
01	DEVELOPMENT APPLICATION	06.10.18
00	DRAFT DA APPLICATION	02.09.16

ISSUE	DESCRIPTION	DATE
-------	-------------	------

DESIGN ARCHITECT

make
EXECUTIVE ARCHITECT
Ridley
INTERIOR DESIGNER
B A R

CLIENT
PONTIAC LAND
(AUSTRALIA) PTY. LTD.

PROJECT
**SANDSTONE
PRECINCT**
23-39 BRIDGE STREET, SYDNEY 2000, AUSTRALIA

PROJECT NUMBER
1166

SCALE 1 : 200@B1	DRAWN BV	CHECKED CZ
---------------------	-------------	---------------

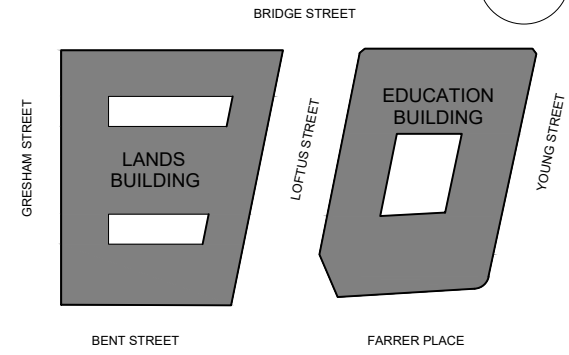
STATUS
FOR APPROVAL

DRAWING
PROPOSED PLANS

**LANDS BUILDING - LEVEL 05,
EDUCATION BUILDING -
LEVEL 04**

DRAWING NUMBER SP-DA-G-2504	ISSUE 04
---------------------------------------	--------------------

KEYPLAN



GENERAL ARRANGEMENT

- GENERAL NOTES
1. DIMENSIONS ARE IN MILLIMETERS UNO.
 2. DO NOT SCALE OFF DRAWING.
 3. ALL DIMENSIONS TO BE VERIFIED ON SITE BEFORE PROCEEDING.
 4. ALL DISCREPANCIES TO BE NOTIFIED IN WRITING TO RIDLEY CONSOLIDATED GROUP PTY LIMITED ("RIDLEY" AND "MAKE")

LEGEND:

- SITE BOUNDARY
- ▲ PRIMARY ENTRANCE
- ▲ SECONDARY ENTRANCE
- ▲ STAFF ENTRANCE
- ACCESSIBLE ROOM
- W WASTE
- R RECYCLING

EDUCATION BUILDING KEY COUNT: 19

CHANGES LEGEND:

- 01 BOH LIFTS AND STAIR MOVED NORTH TO CREATE ADDITIONAL GUESTROOM.
- 02 DOUBLE SPA TREATMENT ROOM MOVED NORTH. YOGA PLATFORM MOVED TO WEST
- 03 WINTER GARDENS REMOVED AND SECONDARY GLAZING INSTALLED
- 04 ADDITIONAL KEY PER ZONE
- 05 POOL REDUCED IN LENGTH AND "WET EDGE" REMOVED
- 06 VITALITY POOL CONSOLIDATED INTO ONE AND MOVED ADJACENT TO POOL

05	SSD 1784 CLARIFICATIONS	06.12.18
04	SECTION 4.55 SUBMISSION - AMENDMENT	28.09.18
03	SECTION 4.55 SUBMISSION	19.09.18
02	DEVELOPMENT APPLICATION-AMENDMENT	14.10.16
01	DEVELOPMENT APPLICATION	06.10.18
00	DRAFT DA APPLICATION	02.09.16

ISSUE	DESCRIPTION	DATE
-------	-------------	------

DESIGN ARCHITECT

make

EXECUTIVE ARCHITECT

Ridley

INTERIOR DESIGNER

B A R

CLIENT

PONTIAC LAND
(AUSTRALIA) PTY. LTD.

PROJECT

**SANDSTONE
PRECINCT**
23-39 BRIDGE STREET, SYDNEY 2000, AUSTRALIA

PROJECT NUMBER **1166**

SCALE **1 : 200@B1** DRAWN **BV** CHECKED **CZ**

STATUS

FOR APPROVAL

DRAWING

PROPOSED PLANS

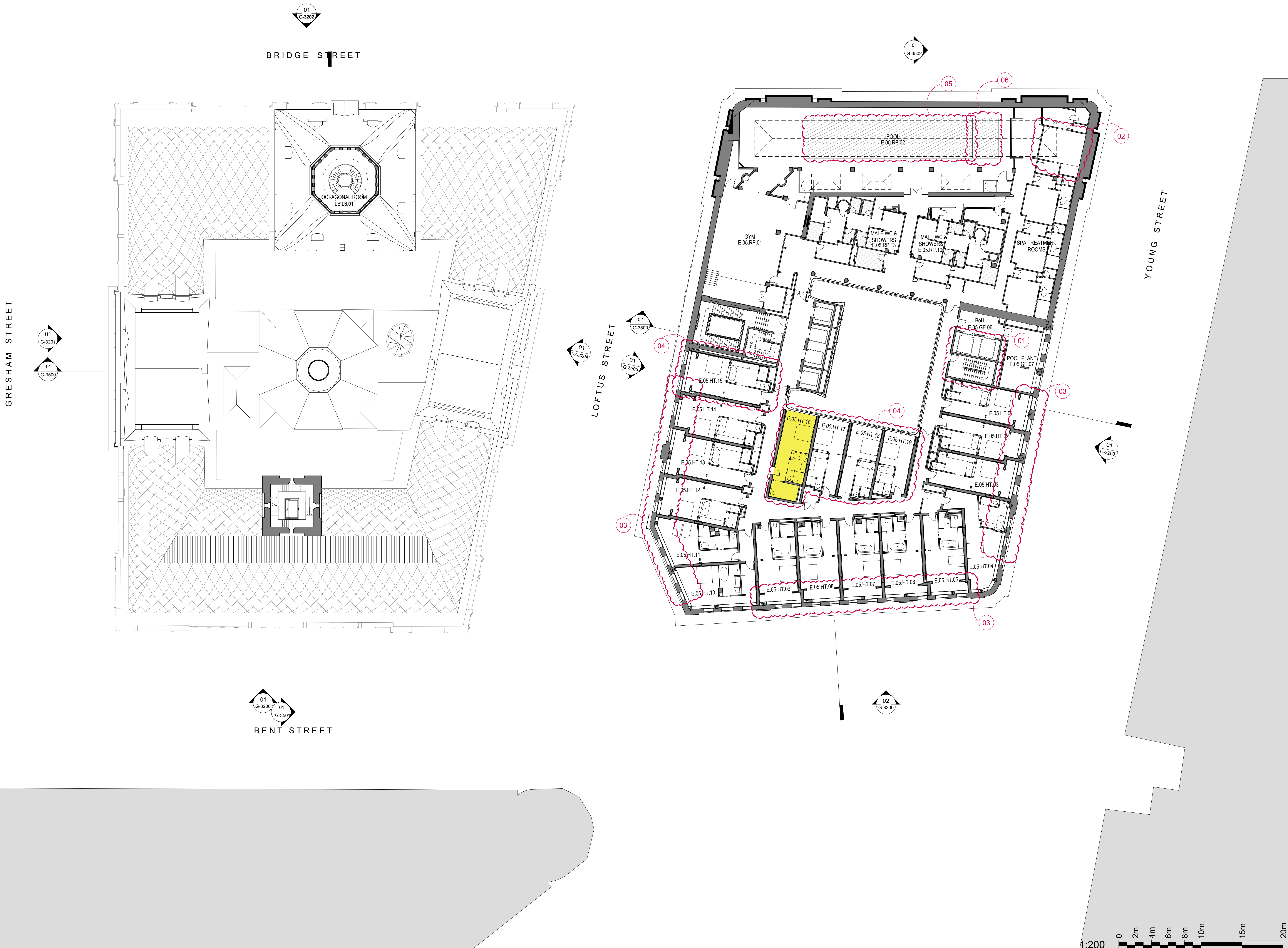
**LANDS BUILDING - LEVEL 06,
EDUCATION BUILDING -
LEVEL 05**

DRAWING NUMBER

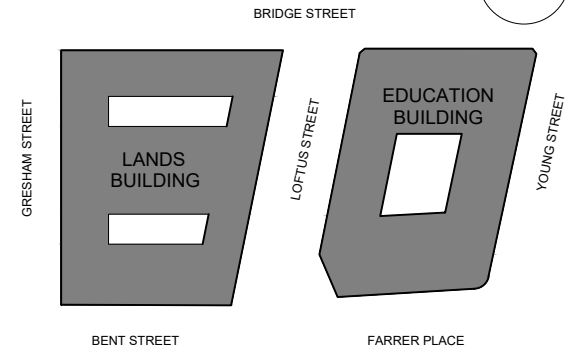
SP-DA-G-2505

ISSUE

05



KEYPLAN



GENERAL ARRANGEMENT

- GENERAL NOTES
1. DIMENSIONS ARE IN MILLIMETERS UNO.
 2. DO NOT SCALE OFF DRAWING.
 3. ALL DIMENSIONS TO BE VERIFIED ON SITE BEFORE PROCEEDING.
 4. ALL DISCREPANCIES TO BE NOTIFIED IN WRITING TO RIDLEY CONSOLIDATED GROUP PTY LIMITED ("RIDLEY" AND MAKE)

LEGEND:

- SITE BOUNDARY
- ▲ PRIMARY ENTRANCE
- ▲ SECONDARY ENTRANCE
- ▲ STAFF ENTRANCE
- ACCESSIBLE ROOM
- W WASTE
- R RECYCLING

EDUCATION BUILDING KEY COUNT: 24

CHANGES LEGEND:

- 01 FACADE EXTENDED SOUTH TOWARDS COURTYARD. ADDITIONAL GUESTROOM ADDED.
- 02 BOH LIFTS AND HOUSEKEEPING RELOCATED NORTH.
- 03 COOLING TOWERS MOVED TO LEVEL 9 AND REPLACED WITH 3 ADDITIONAL GUESTROOMS
- 04 WINTER GARDENS REMOVED AND SECONDARY GLAZING INSTALLED
- 05 ADDITIONAL KEY PER ZONE

04	SSD 7784 CLARIFICATIONS	06.12.18
03	SECTION 4.55 SUBMISSION - AMENDMENT	28.09.18
02	SECTION 4.55 SUBMISSION	19.09.18
01	DEVELOPMENT APPLICATION	06.10.18
00	DRAFT DA APPLICATION	02.09.16

ISSUE	DESCRIPTION	DATE
-------	-------------	------

DESIGN ARCHITECT

make

EXECUTIVE ARCHITECT

Ridley

INTERIOR DESIGNER

B A R

CLIENT

PONTIAC LAND
(AUSTRALIA) PTY. LTD.

PROJECT

**SANDSTONE
PRECINCT**
23-39 BRIDGE STREET, SYDNEY 2000, AUSTRALIA

PROJECT NUMBER **1166**

SCALE 1 : 200@B1 DRAWN BV CHECKED CZ

STATUS

FOR APPROVAL

DRAWING

PROPOSED PLANS

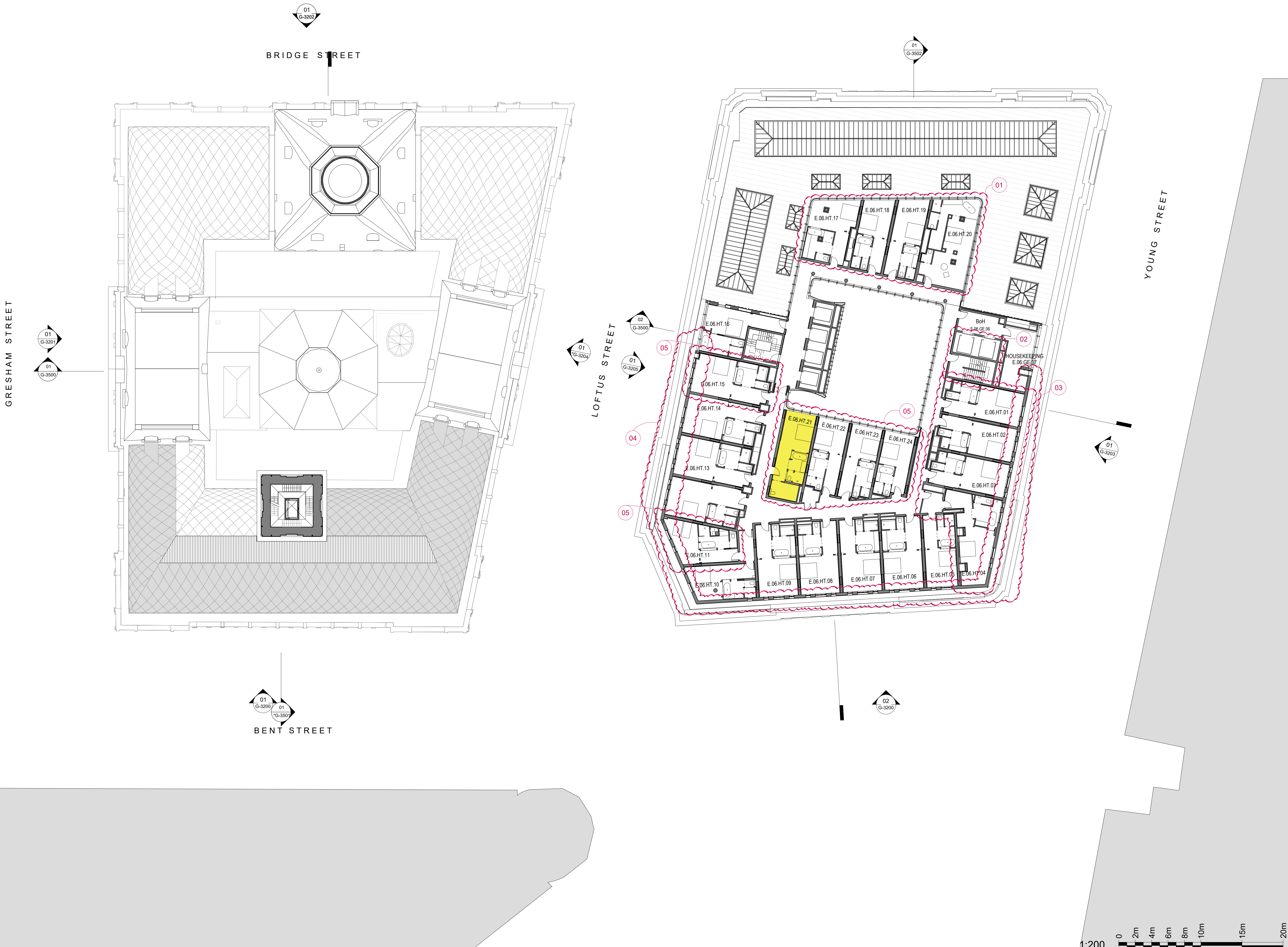
**LANDS BUILDING - LEVEL 07,
EDUCATION BUILDING -
LEVEL 06**

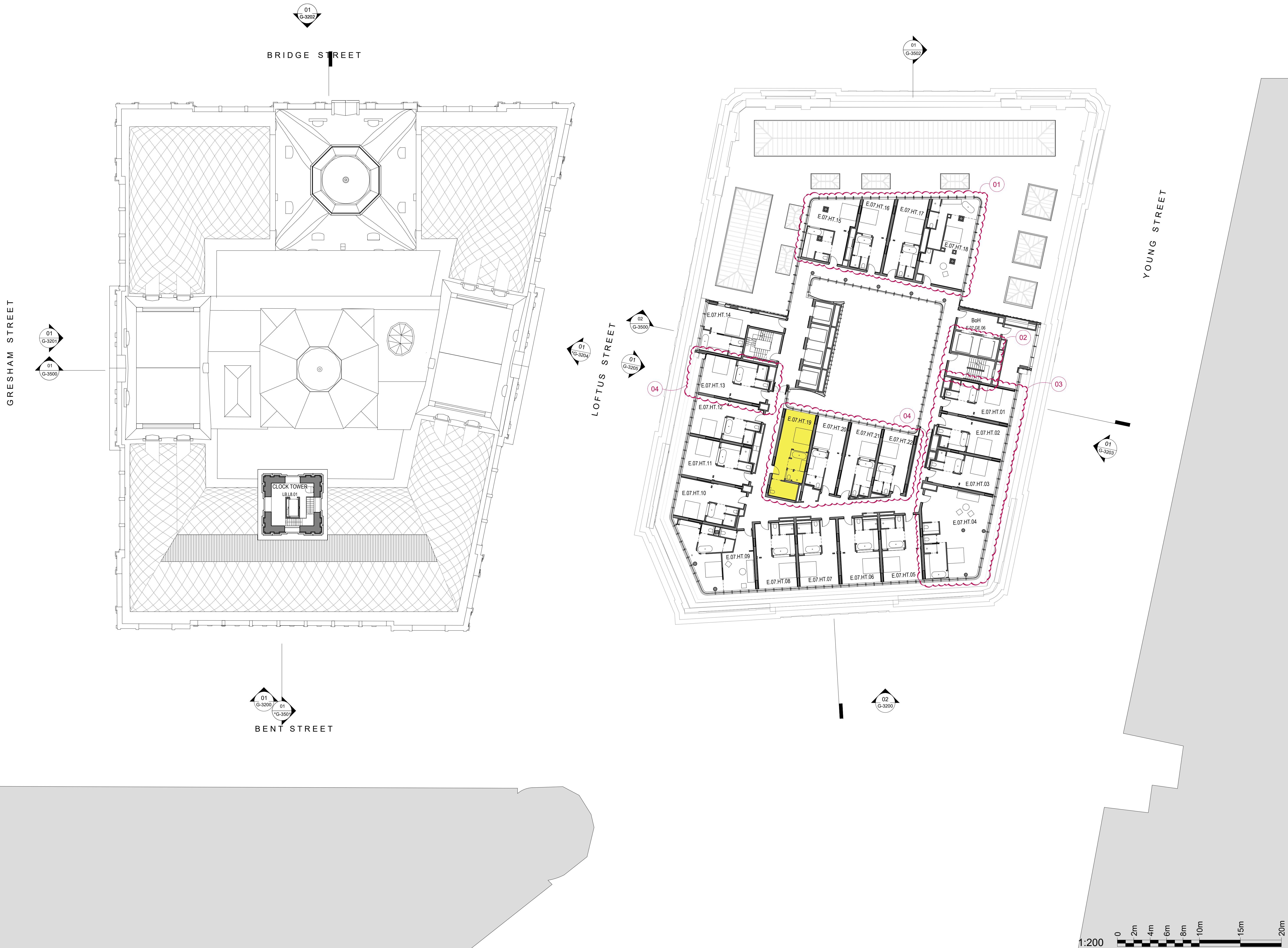
DRAWING NUMBER

SP-DA-G-2506

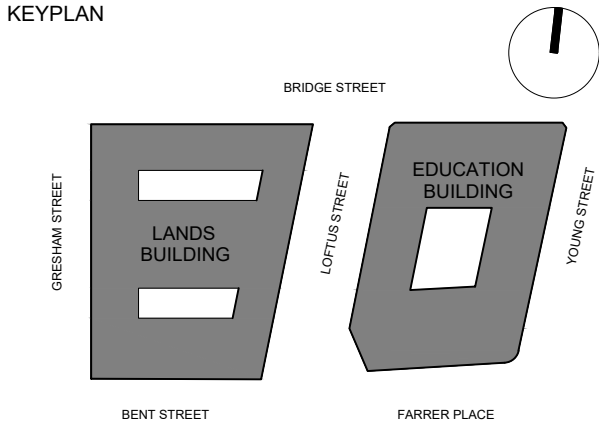
ISSUE

04





INTELLECTUAL PROPERTY
© Ridley Consolidated Group Pty Limited ("Ridley" and "Make") owns the intellectual property rights and moral rights to this document in accordance with the Copyright Act 1968 (Ch).
This document may only be used by the client for the particular project and express purpose for which it has been created. Any unauthorised use of this document is an infringement of Ridley's and Make's rights and is at the user's sole risk and liability.



GENERAL NOTES
1. DIMENSIONS ARE IN MILLIMETERS UNO.
2. DO NOT SCALE OFF DRAWING.
3. ALL DIMENSIONS TO BE VERIFIED ON SITE BEFORE PROCEEDING.
4. ALL DISCREPANCIES TO BE NOTIFIED IN WRITING TO RIDLEY CONSOLIDATED GROUP PTY LIMITED ("RIDLEY" AND MAKE)

LEGEND:
--- SITE BOUNDARY
▲ PRIMARY ENTRANCE
▲ SECONDARY ENTRANCE
▲ STAFF ENTRANCE
ACCESSIBLE ROOM
W WASTE
R RECYCLING
EDUCATION BUILDING KEY COUNT: 22

CHANGES LEGEND:
01 FACADE EXTENDED SOUTH TOWARDS COURTYARD. ADDITIONAL GUESTROOM ADDED.
02 BOH LIFTS AND HOUSEKEEPING RELOCATED NORTH.
03 COOLING TOWERS MOVED TO LEVEL 9 AND REPLACED WITH 3 ADDITIONAL GUESTROOMS
04 ADDITIONAL KEY PER ZONE

04	SSD 7784 CLARIFICATIONS	06.12.18
03	SECTION 4.55 SUBMISSION - AMENDMENT	28.09.18
02	SECTION 4.55 SUBMISSION	19.09.18
01	DEVELOPMENT APPLICATION	06.10.18
00	DRAFT DA APPLICATION	02.09.16

ISSUE	DESCRIPTION	DATE
-------	-------------	------

DESIGN ARCHITECT

make
EXECUTIVE ARCHITECT

Ridley
INTERIOR DESIGNER

B A R

CLIENT
PONTIAC LAND
(AUSTRALIA) PTY. LTD.

PROJECT
**SANDSTONE
PRECINCT**
23-39 BRIDGE STREET, SYDNEY 2000, AUSTRALIA

PROJECT NUMBER
1166

SCALE
1 : 200@B1

STATUS
FOR APPROVAL

DRAWING
PROPOSED PLANS

**LANDS BUILDING - LEVEL 08,
EDUCATION BUILDING -
LEVEL 07**

DRAWING NUMBER
SP-DA-G-2507

ISSUE
04

ISSUE DESCRIPTION	DATE
-------------------	------

EXECUTIVE ARCHITECT

INTERIOR DESIGNER

CLIENT
PONTIAC LAND
(AUSTRALIA) PTY. LTD.

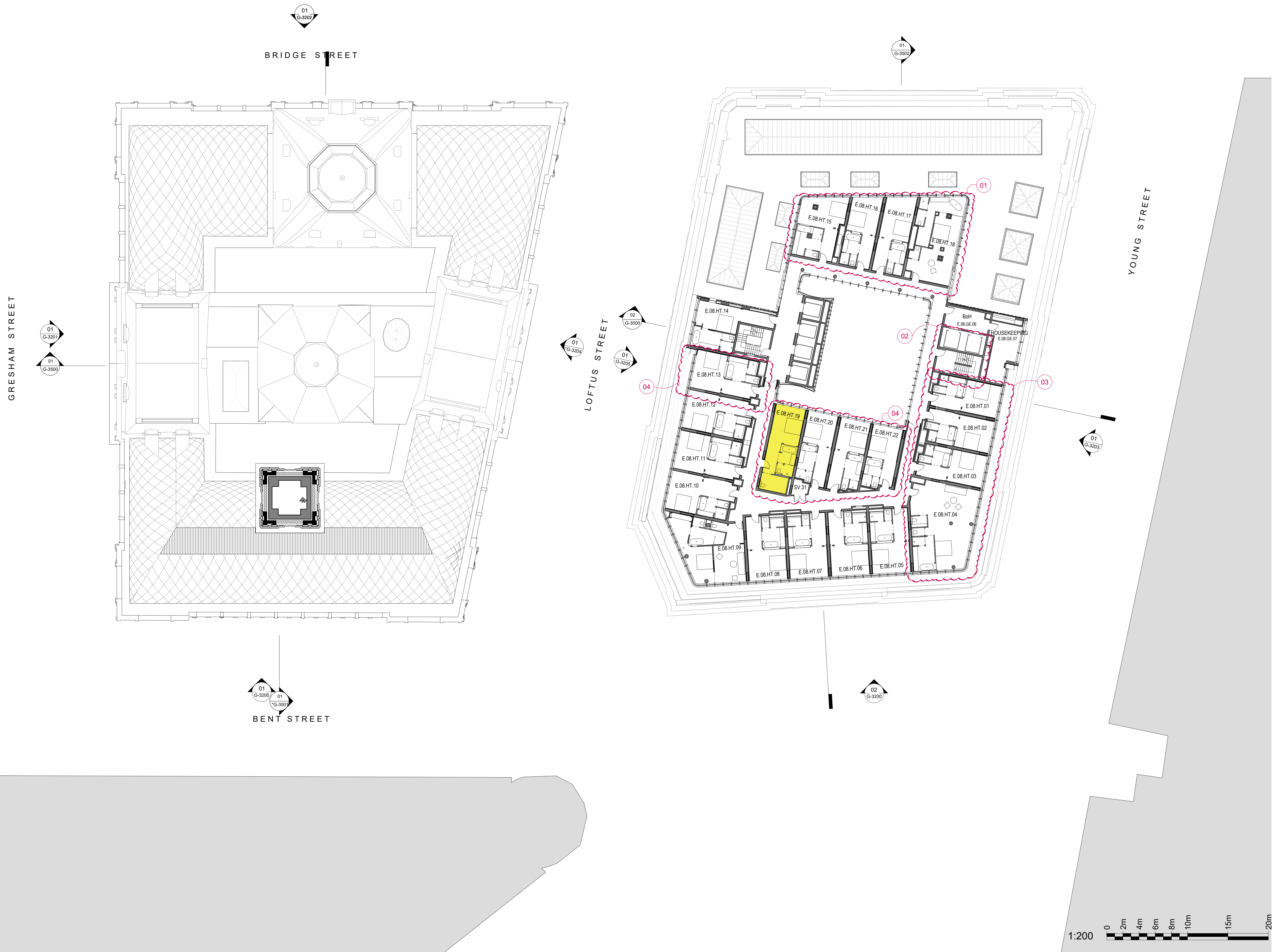
**SANDSTONE
PRECINCT**
23-39 BRIDGE STREET, SYDNEY 2000, AUSTRALIA

SCALE	DRAWN	CHECKED
1 : 200@B1	BV	CZ

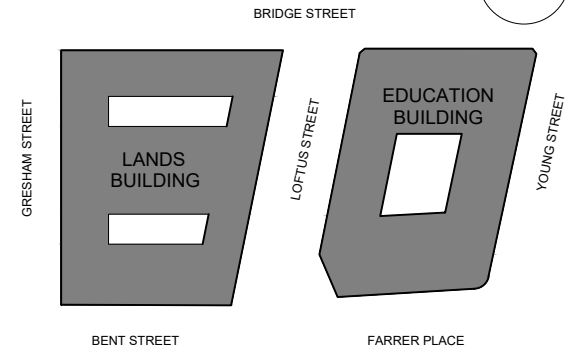
DRAWING

PROPOSED PLANS

DRAWING NUMBER	ISSUE
SP-DA-G-2508	04



KEYPLAN



GENERAL ARRANGEMENT

- GENERAL NOTES
1. DIMENSIONS ARE IN MILLIMETERS UNO.
 2. DO NOT SCALE OFF DRAWING.
 3. ALL DIMENSIONS TO BE VERIFIED ON SITE BEFORE PROCEEDING.
 4. ALL DISCREPANCIES TO BE NOTIFIED IN WRITING TO RIDLEY CONSOLIDATED GROUP PTY LIMITED ("RIDLEY" AND MAKE)

LEGEND:

- SITE BOUNDARY
- ▲ PRIMARY ENTRANCE
- ▲ SECONDARY ENTRANCE
- ▲ STAFF ENTRANCE
- ACCESSIBLE ROOM
- W WASTE
- R RECYCLING

EDUCATION BUILDING KEY COUNT: 6

CHANGES LEGEND:

- 01 COOLING TOWERS RELOCATED TO THE NORTH. GUESTROOM REMOVED.
- 02 BOH LIFTS AND HOUSEKEEPING RELOCATED NORTH
- 03 WATER REMOVED AND REPLACED WITH LANDSCAPING
- 04 STAIRCASES UP TO TERRACES REMOVED

04	SSD 7784 CLARIFICATIONS	06.12.18
03	SECTION 4.55 SUBMISSION - AMENDMENT	28.09.18
02	SECTION 4.55 SUBMISSION	19.09.18
01	DEVELOPMENT APPLICATION	06.10.18
00	DRAFT DA APPLICATION	02.09.18

ISSUE	DESCRIPTION	DATE
-------	-------------	------

DESIGN ARCHITECT

make

EXECUTIVE ARCHITECT

Ridley

INTERIOR DESIGNER

B A R

CLIENT

PONTIAC LAND
(AUSTRALIA) PTY. LTD.

PROJECT

**SANDSTONE
PRECINCT**
23-39 BRIDGE STREET, SYDNEY 2000, AUSTRALIA

PROJECT NUMBER
1166

SCALE 1 : 200@B1	DRAWN BV	CHECKED CZ
---------------------	-------------	---------------

STATUS

FOR APPROVAL

DRAWING

PROPOSED PLANS

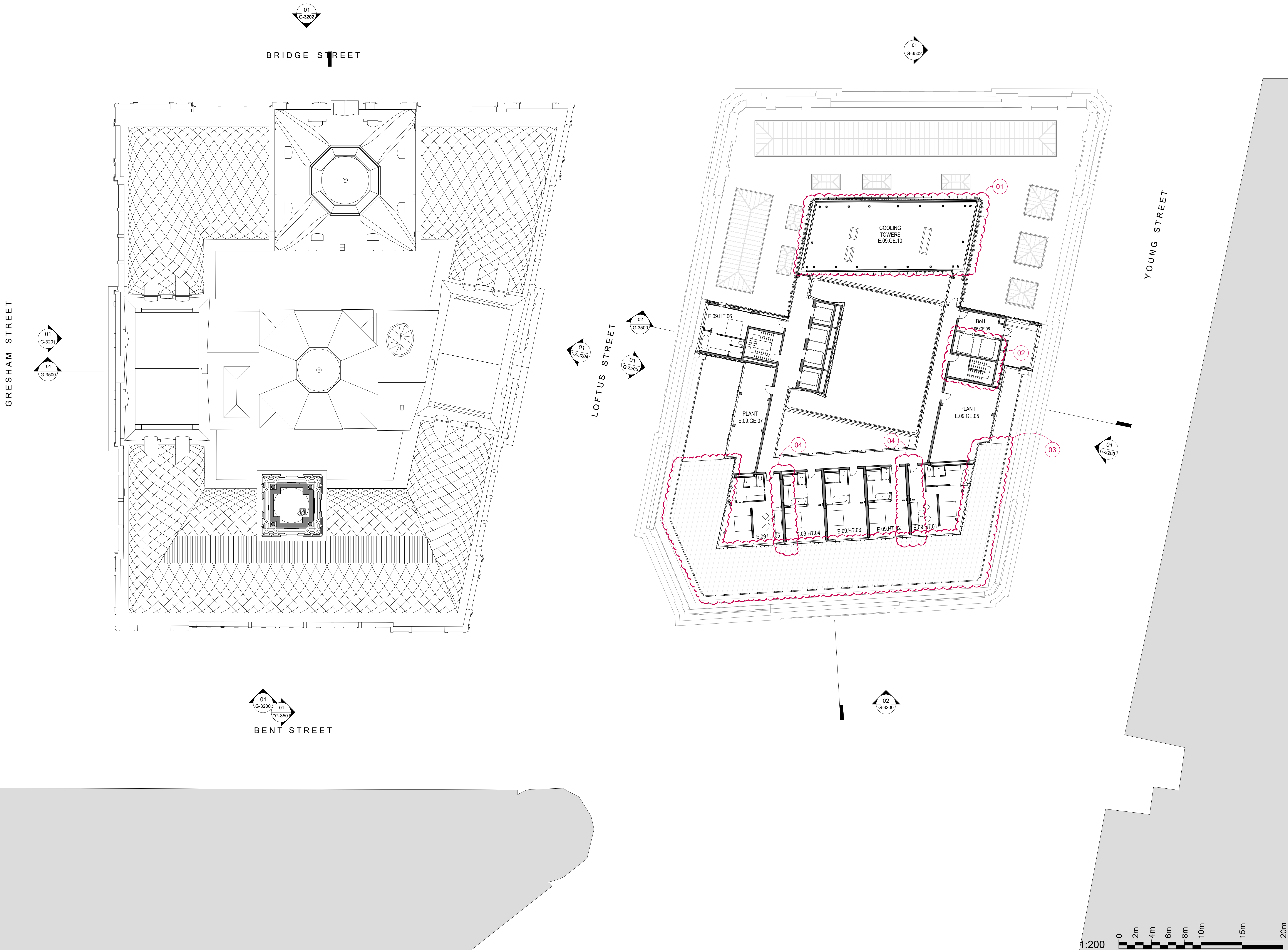
**LANDS BUILDING - LEVEL 10,
EDUCATION BUILDING -
LEVEL 09**

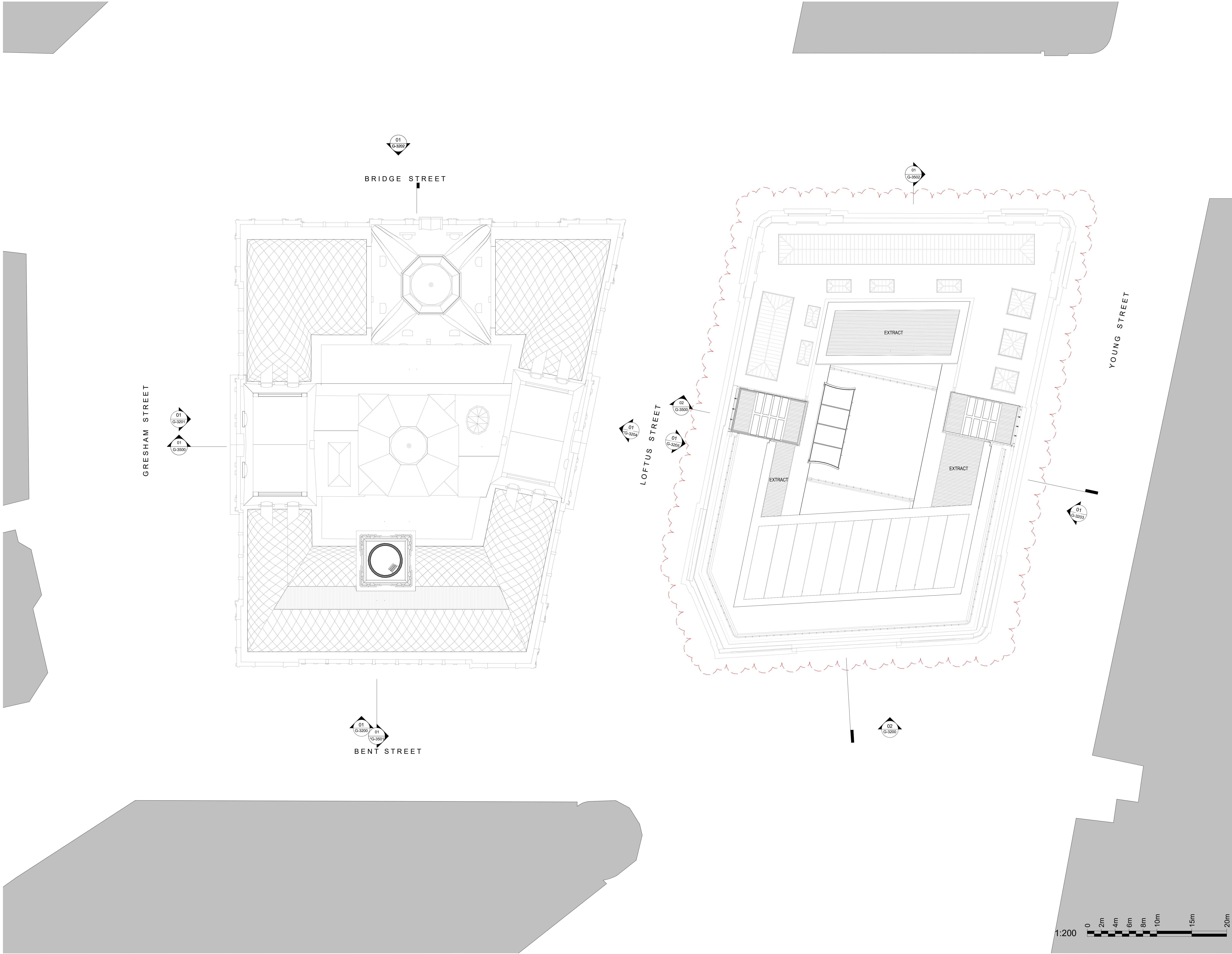
DRAWING NUMBER

SP-DA-G-2509

ISSUE

04





INTELLECTUAL PROPERTY

© Ridley Consolidated Group Pty Limited ("Ridley" and Make) owns the intellectual property rights and moral rights to this document in accordance with the Copyright Act 1968 (Cth).

This document may only be used by the client for the particular project and express purpose for which it has been created. Any unauthorised use of this document is an infringement of Ridley's and Make's rights and is at the user's sole risk and liability.

KEYPLAN

GENERAL ARRANGEMENT

GENERAL NOTES

1. DIMENSIONS ARE IN MILLIMETERS UNO.
2. DO NOT SCALE OFF DRAWING.
3. ALL DIMENSIONS TO BE VERIFIED ON SITE BEFORE PROCEEDING.
4. ALL DISCREPANCIES TO BE NOTIFIED IN WRITING TO RIDLEY CONSOLIDATED GROUP PTY LIMITED ("RIDLEY" AND MAKE)

- LEGEND:
- SITE BOUNDARY
 - ▲ PRIMARY ENTRANCE
 - ▲ SECONDARY ENTRANCE
 - △ STAFF ENTRANCE
 - (A) ACCESSIBLE ROOM
 - W WASTE
 - R RECYCLING

03	SECTION 4.55 SUBMISSION - AMENDMENT	28.09.18
02	SECTION 4.55 SUBMISSION	19.09.18
01	DEVELOPMENT APPLICATION	06.10.16
00	DRAFT DA APPLICATION	02.09.16

ISSUE	DESCRIPTION	DATE
-------	-------------	------

DESIGN ARCHITECT

make

EXECUTIVE ARCHITECT

Ridley

INTERIOR DESIGNER

B A R

CLIENT
PONTIAC LAND
(AUSTRALIA) PTY. LTD.

PROJECT

**SANDSTONE
PRECINCT**
23-39 BRIDGE STREET, SYDNEY 2000, AUSTRALIA

PROJECT NUMBER
1166

SCALE 1 : 200@B1	DRAWN JG	CHECKED CZ
---------------------	-------------	---------------

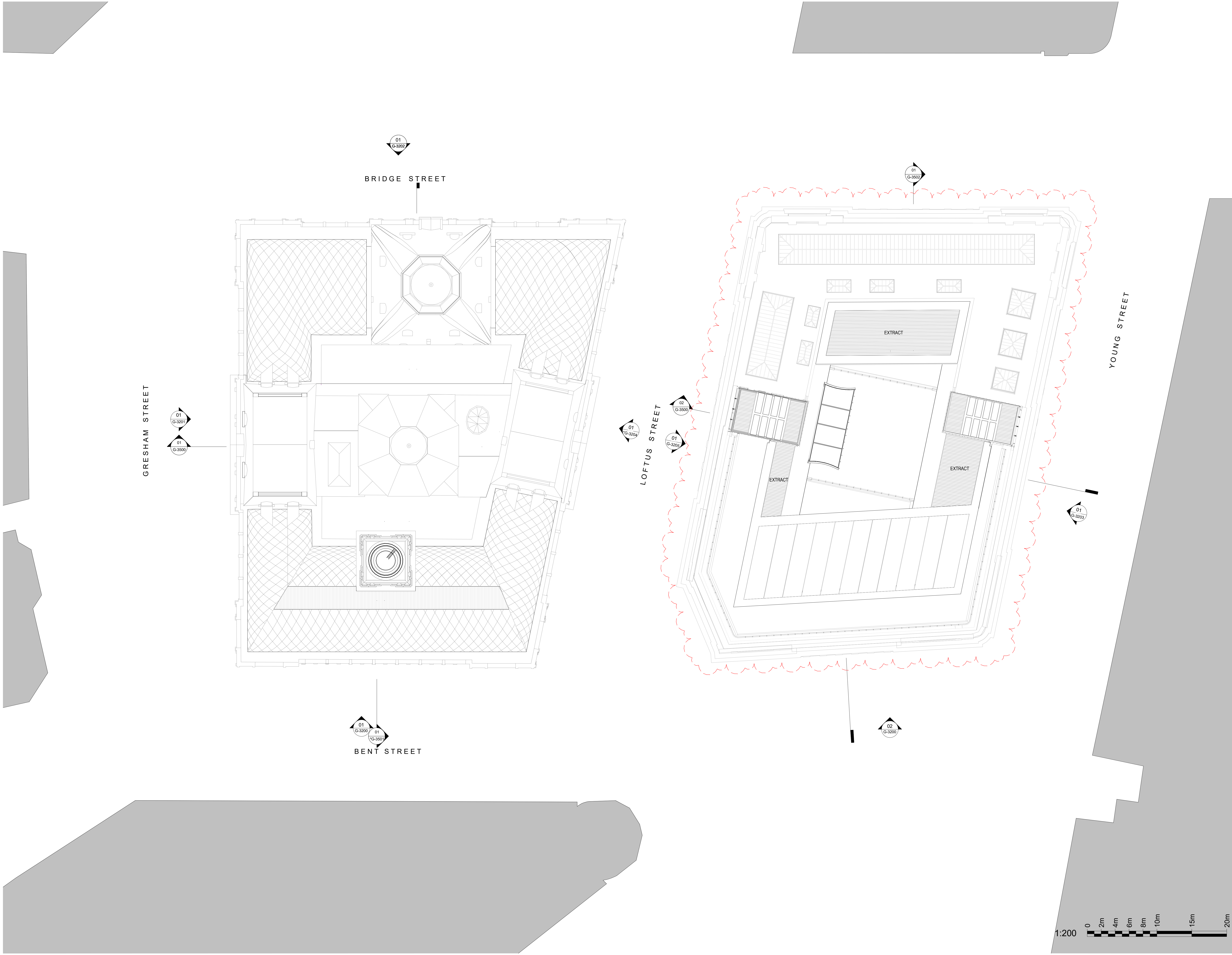
STATUS

FOR APPROVAL

DRAWING
PROPOSED PLANS

**LANDS BUILDING - LEVEL 11,
EDUCATION BUILDING - ROOF**

DRAWING NUMBER SP-DA-G-2510	ISSUE 03
---------------------------------------	--------------------



INTELLECTUAL PROPERTY

© Ridley Consolidated Group Pty Limited ("Ridley" and Make) owns the intellectual property rights and moral rights to this document in accordance with the Copyright Act 1968 (Cth).

This document may only be used by the client for the particular project and express purpose for which it has been created. Any unauthorised use of this document is an infringement of Ridley's and Make's rights and is at the user's sole risk and liability.

KEYPLAN

GENERAL ARRANGEMENT

GENERAL NOTES

1. DIMENSIONS ARE IN MILLIMETERS UNO.
2. DO NOT SCALE OFF DRAWING.
3. ALL DIMENSIONS TO BE VERIFIED ON SITE BEFORE PROCEEDING.
4. ALL DISCREPANCIES TO BE NOTIFIED IN WRITING TO RIDLEY CONSOLIDATED GROUP PTY LIMITED ("RIDLEY" AND MAKE)

- LEGEND:
- SITE BOUNDARY
 - ▲ PRIMARY ENTRANCE
 - ▲ SECONDARY ENTRANCE
 - △ STAFF ENTRANCE
 - Ⓐ ACCESSIBLE ROOM
 - W WASTE
 - R RECYCLING

03	SECTION 4.55 SUBMISSION - AMENDMENT	28.09.18
02	SECTION 4.55 SUBMISSION	19.09.18
01	DEVELOPMENT APPLICATION	06.10.16
00	DRAFT DA APPLICATION	02.09.16

ISSUE	DESCRIPTION	DATE
-------	-------------	------

DESIGN ARCHITECT

make

EXECUTIVE ARCHITECT

Ridley

INTERIOR DESIGNER

B A R

CLIENT
PONTIAC LAND
(AUSTRALIA) PTY. LTD.

PROJECT
**SANDSTONE
PRECINCT**
23-39 BRIDGE STREET, SYDNEY 2000, AUSTRALIA

PROJECT NUMBER
1166

SCALE 1 : 200@B1	DRAWN JG	CHECKED CZ
---------------------	-------------	---------------

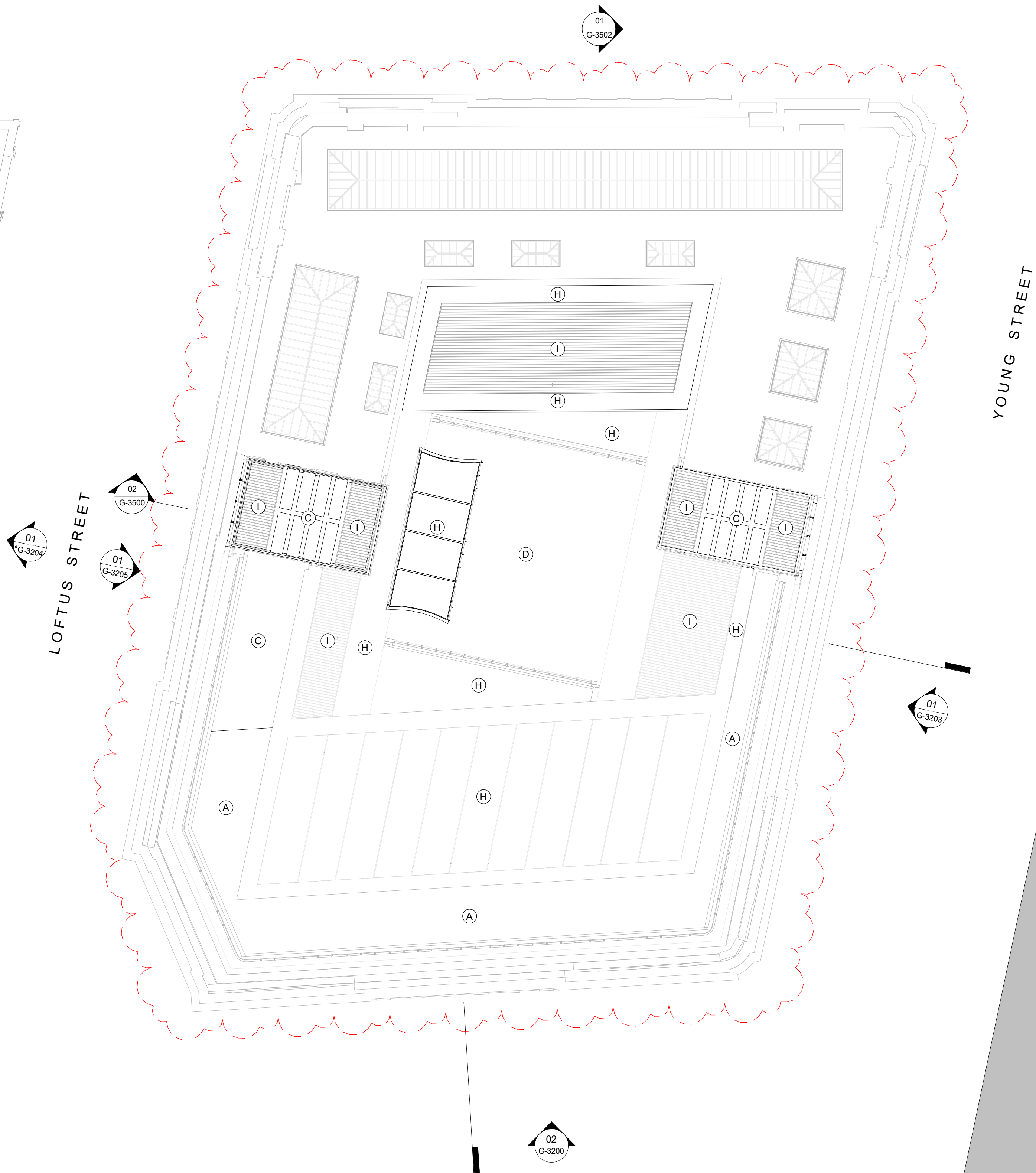
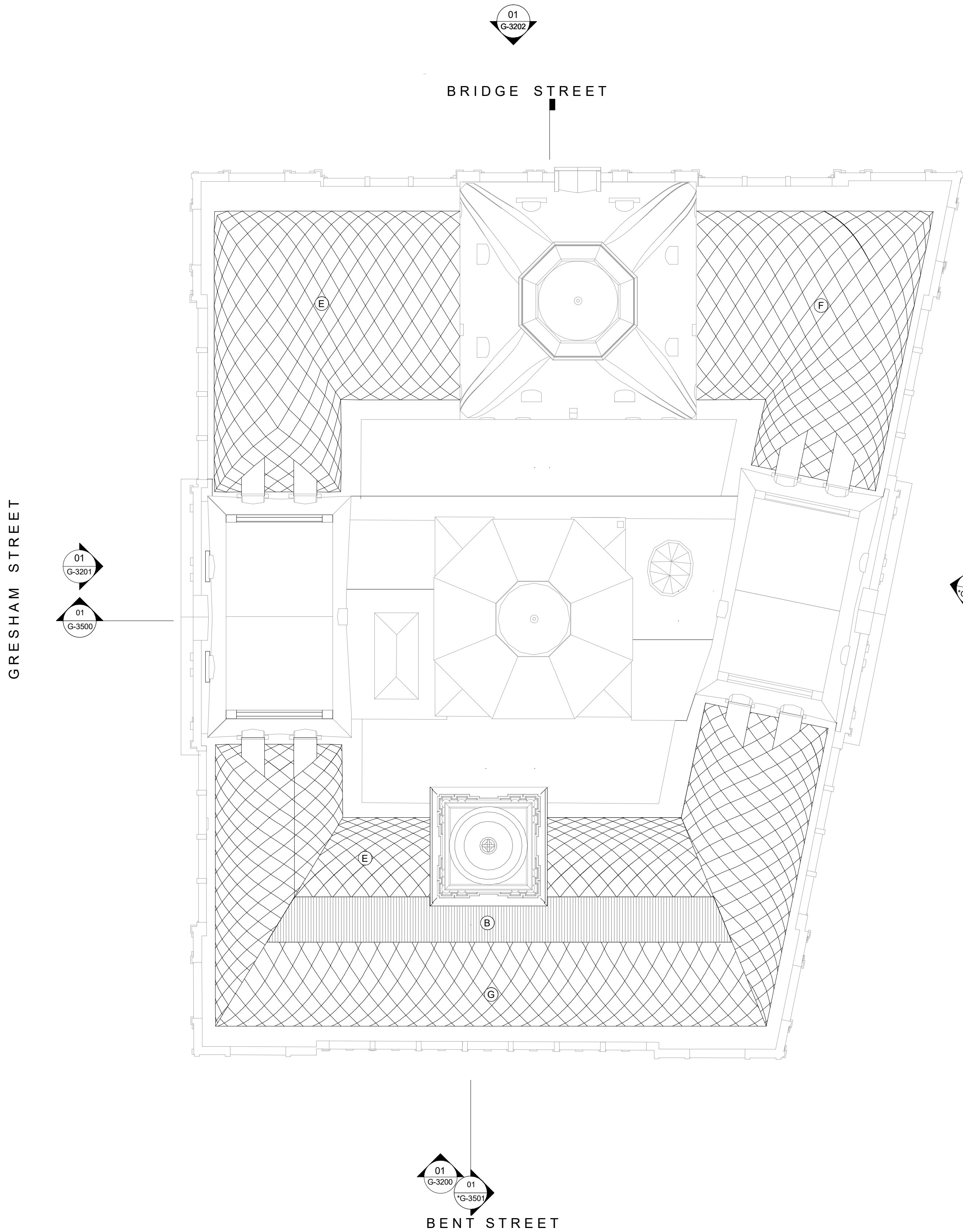
STATUS

FOR APPROVAL

DRAWING
PROPOSED PLANS

**LANDS BUILDING - LEVEL 12,
EDUCATION BUILDING - ROOF**

DRAWING NUMBER SP-DA-G-2511	ISSUE 03
---------------------------------------	--------------------



INTELLECTUAL PROPERTY

© Ridley Consolidated Group Pty Limited ("Ridley" and Make) owns the intellectual property rights and moral rights to this document in accordance with the Copyright Act 1968 (Cth).

This document may only be used by the client for the particular project and express purpose for which it has been created. Any unauthorised use of this document is an infringement of Ridley's and Make's rights and is at the user's sole risk and liability.

KEYPLAN

GENERAL ARRANGEMENT

GENERAL NOTES

1. DIMENSIONS ARE IN MILLIMETERS UNO.
2. DO NOT SCALE OFF DRAWING.
3. ALL DIMENSIONS TO BE VERIFIED ON SITE BEFORE PROCEEDING.
4. ALL DISCREPANCIES TO BE NOTIFIED IN WRITING TO RIDLEY CONSOLIDATED GROUP PTY LIMITED ("RIDLEY" AND MAKE)

- LEGEND:
- (A) LANDSCAPING
 - (B) TERRACE
 - (C) STONE PAVERS
 - (D) SKYLIGHT
 - (E) STEEL AND GLASS DIAGRID
 - (F) STEEL PERGOLA
 - (G) CURVED STAINLESS STEEL PANELS
 - (H) ALUMINUM OPEN JOINTED RAINSCREEN
 - (I) ANODISED ALUMINUM FINS
 - (J) ANODISED ALUMINUM CAPPING
 - (K) CURVED GLAZING

03	SECTION 4.55 SUBMISSION - AMENDMENT	28.09.18
02	SECTION 4.55 SUBMISSION	19.09.18
01	DEVELOPMENT APPLICATION	06.10.18
00	DRAFT DA APPLICATION	02.09.18

ISSUE	DESCRIPTION	DATE
-------	-------------	------

DESIGN ARCHITECT

make

EXECUTIVE ARCHITECT

Ridley

INTERIOR DESIGNER

B A R

CLIENT
PONTIAC LAND
(AUSTRALIA) PTY. LTD.

PROJECT
**SANDSTONE
PRECINCT**
23-39 BRIDGE STREET, SYDNEY 2000, AUSTRALIA

PROJECT NUMBER
1166

SCALE 1 : 200@B1	DRAWN JG	CHECKED CZ
---------------------	-------------	---------------

STATUS
FOR APPROVAL

DRAWING
PROPOSED PLANS

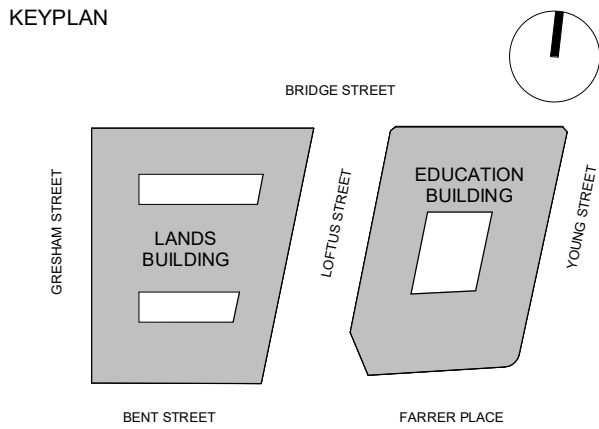
**LANDS BUILDING - ROOF,
EDUCATION BUILDING - ROOF**

DRAWING NUMBER SP-DA-G-2512	ISSUE 03
---------------------------------------	--------------------

Lands Building	
Level	Area (m²)
B03	0
B02	0
LG	2725
GF	2035
01	2048
02	2272
03	1440
04	0
05	249
06	33
07	0
08	17
09	0
10	0
TOTAL	10819

Education Building	
Level	Area (m²)
B03	691
B02	565
B01	0
LG	1867
GF	2259
01	1814
02	2143
03	2143
04	2133
05	2106
06	1294
07	1206
08	1206
09	436
TOTAL	19864

Subterranean Link	
LEVEL	Area (m²)
B02	124
TOTAL	124



GENERAL ARRANGEMENT

GENERAL NOTES

1. DIMENSIONS ARE IN MILLIMETERS UNO.
2. DO NOT SCALE OFF DRAWING.
3. ALL DIMENSIONS TO BE VERIFIED ON SITE BEFORE PROCEEDING.
4. ALL DISCREPANCIES TO BE NOTIFIED IN WRITING TO RIDLEY CONSOLIDATED GROUP PTY LIMITED ("RIDLEY" AND MAKE)

03	SECTION 4.55 SUBMISSION - AMENDMENT	28.09.18
02	SECTION 4.55 SUBMISSION DEVELOPMENT	19.09.18
01	APPLICATION-AMENDMENT DEVELOPMENT APPLICATION	11.10.16
00	DEVELOPMENT APPLICATION	06.10.16

ISSUE	DESCRIPTION	DATE
-------	-------------	------

DESIGN ARCHITECT

make

EXECUTIVE ARCHITECT

Ridley

INTERIOR DESIGNER

B A R

CLIENT
PONTIAC LAND
(AUSTRALIA) PTY. LTD.

PROJECT

**SANDSTONE
PRECINCT**

23-39 BRIDGE STREET, SYDNEY 2000, AUSTRALIA

PROJECT NUMBER **1166**

SCALE @B1	DRAWN RC	CHECKED CZ
--------------	-------------	---------------

STATUS

FOR APPROVAL

DRAWING

GFA SCHEDULE

DRAWING NUMBER SP-DA-G-2720	ISSUE: 03
---------------------------------------	---------------------

Caveat

Any decisions to be made on the basis of these, whether as to project viability, pre-letting, lease agreements or the like, should include due allowance for the increases and decreases inherent in the design development and building processes.

We do not employ chartered surveyors and although we will measure areas for the purposes of interpreting your brief, these are solely for our use. We cannot be held responsible for any loss or damage arising from any use that you or any third party might make of the areas measured by us.

NLA AREA SCHEDULE - L01			
ROOM NUMBER	ROOM NAME	FUNCTION	AREA
E.01.HT.01	KING ROOM K3d	SUITES	47.72
E.01.HT.02	KING ROOM K8	SUITES	37.28
E.01.HT.03	KING ROOM K8	SUITES	37.50
E.01.HT.04	KING ROOM K12	SUITES	49.02
E.01.HT.05	KING ROOM K1b	SUITES	40.09
E.01.HT.06	KING ROOM K2	SUITES	34.83
E.01.HT.07	SUITE S2	SUITES	75.48
E.01.HT.08	KING ROOM K1	SUITES	30.58
E.01.HT.09	KING ROOM K1a	SUITES	47.69
E.01.HT.10	SUITE S3	SUITES	63.68
E.01.HT.11	KING ROOM K8a	SUITES	38.72
E.01.HT.12	KING ROOM K3	SUITES	49.15
E.01.HT.13	KING ROOM K3	SUITES	46.88
E.01.HT.14	KING ROOM K4	SUITES	41.98
E.01.HT.15	KING ROOM K4	SUITES	39.47
E.01.HT.16	KING ROOM K4	SUITES	42.28
E.01.HT.17	SUITE S4	SUITES	54.94
E.01.HT.18	TWIN ROOM	SUITES	43.20
E.01.HT.19	KING ROOM K5	SUITES	45.40
E.01.HT.20	KING ROOM K5	SUITES	44.88
E.01.HT.21	KING ROOM K3a	SUITES	43.96
E.01.HT.22	KING ROOM K3b	SUITES	46.22
E.01.HT.23	KING ROOM K6	SUITES	46.76
E.01.HT.24	TWIN ROOM T2	SUITES	42.81
E.01.HT.25	KING ROOM K3	SUITES	45.70
E.01.HT.26	KING ROOM K3	SUITES	48.34
E.01.HT.27	KING ROOM K3	SUITES	46.14
E.01.HT.28	ACCESSIBLE KING ROOM	SUITES	47.78
TOTAL			1278.48 m²

NLA AREA SCHEDULE - L02			
ROOM NUMBER	ROOM NAME	FUNCTION	AREA
E.02.HT.01	KING ROOM K3d	SUITES	46.88
E.02.HT.02	KING ROOM K8	SUITES	37.16
E.02.HT.03	KING ROOM K8	SUITES	37.42
E.02.HT.04	ACCESSIBLE SUITE SA1	SUITES	78.05
E.02.HT.05	KING ROOM K8b	SUITES	32.84
E.02.HT.06	KING ROOM K3c	SUITES	47.29
E.02.HT.07	KING ROOM K3c	SUITES	47.30
E.02.HT.08	KING ROOM K8b	SUITES	32.10
E.02.HT.09	KING ROOM K3c	SUITES	44.64
E.02.HT.10	SUITE	SUITES	76.92
E.02.HT.11	KING ROOM	SUITES	46.47
E.02.HT.12	KING ROOM K3	SUITES	49.43
E.02.HT.13	KING ROOM K3	SUITES	46.71
E.02.HT.14	KING ROOM K4	SUITES	42.05
E.02.HT.15	KING ROOM K4	SUITES	39.71
E.02.HT.16	KING ROOM K4	SUITES	42.49
E.02.HT.17	SUITE S4	SUITES	55.67
E.02.HT.18	TWIN ROOM T1	SUITES	44.59
E.02.HT.19	KING ROOM K5	SUITES	46.15
E.02.HT.20	KING ROOM K5	SUITES	45.57
E.02.HT.21	KING ROOM K3a	SUITES	45.01
E.02.HT.22	KING ROOM K3b	SUITES	46.34
E.02.HT.23	KING ROOM K6	SUITES	48.01
E.02.HT.24	TWIN ROOM T2	SUITES	42.88
E.02.HT.25	KING ROOM K3	SUITES	46.82
E.02.HT.26	KING ROOM K3	SUITES	48.84
E.02.HT.27	KING ROOM K3	SUITES	46.18
E.02.HT.28	ACCESSIBLE KING ROOM KA2	SUITES	47.75
E.02.HT.29	KING ROOM K2b	SUITES	33.58
E.02.HT.30	KING ROOM K2	SUITES	37.99
E.02.HT.31	KING ROOM K2	SUITES	37.99
E.02.HT.32	KING ROOM K2	SUITES	40.08
E.02.HT.33	KING ROOM K2b	SUITES	38.94
E.02.HT.34	KING ROOM K2	SUITES	32.42
E.02.HT.35	KING ROOM K2	SUITES	32.47
E.02.HT.36	KING ROOM K2b	SUITES	27.80
TOTAL			1592.54 m²

NLA AREA SCHEDULE - L03			
ROOM NUMBER	ROOM NAME	FUNCTION	AREA
E.03.HT.01	KING ROOM K3d	SUITES	48.04
E.03.HT.02	KING ROOM K8	SUITES	37.34
E.03.HT.03	KING ROOM K8	SUITES	37.57
E.03.HT.04	SUITE S5	SUITES	79.36
E.03.HT.05	KING ROOM K8b	SUITES	32.98
E.03.HT.06	KING ROOM K3c	SUITES	48.01
E.03.HT.07	KING ROOM K3c	SUITES	47.84
E.03.HT.08	KING ROOM K8b	SUITES	32.21
E.03.HT.09	KING ROOM K3c	SUITES	44.81
E.03.HT.10	SUITE S6	SUITES	77.30
E.03.HT.11	KING ROOM K7	SUITES	46.42
E.03.HT.12	KING ROOM K3	SUITES	49.57
E.03.HT.13	KING ROOM K3	SUITES	46.96
E.03.HT.14	KING ROOM K4	SUITES	41.59
E.03.HT.15	KING ROOM K4	SUITES	39.24
E.03.HT.16	KING ROOM K4	SUITES	41.95
E.03.HT.17	SUITE S4	SUITES	55.57
E.03.HT.18	TWIN ROOM T1	SUITES	44.65
E.03.HT.19	KING ROOM K5	SUITES	45.90
E.03.HT.20	KING ROOM K5	SUITES	45.10
E.03.HT.21	KING ROOM K3a MUR	SUITES	44.55
E.03.HT.22	KING ROOM K3b	SUITES	45.75
E.03.HT.23	KING ROOM K6	SUITES	48.28
E.03.HT.24	TWIN ROOM T2	SUITES	42.88
E.03.HT.25	KING ROOM K3	SUITES	46.85
E.03.HT.26	KING ROOM K3	SUITES	48.61
E.03.HT.27	KING ROOM K3	SUITES	45.83
E.03.HT.28	ACCESSIBLE KING ROOM KA2	SUITES	47.25
E.03.HT.29	KING ROOM K2	SUITES	33.58
E.03.HT.30	KING ROOM K2a	SUITES	37.99
E.03.HT.31	KING ROOM K2a	SUITES	37.99
E.03.HT.32	KING ROOM K2a	SUITES	40.08
E.03.HT.33	KING ROOM K2	SUITES	38.94
E.03.HT.34	KING ROOM K2	SUITES	32.42
E.03.HT.35	KING ROOM K2	SUITES	32.47
E.03.HT.36	KING ROOM K2b	SUITES	27.80
TOTAL			1593.68 m²

NLA AREA SCHEDULE - L04			
ROOM NUMBER	ROOM NAME	FUNCTION	AREA
E.04.HT.01	KING ROOM K3d	SUITES	48.23
E.04.HT.02	KING ROOM K8	SUITES	37.47
E.04.HT.03	KING ROOM K8	SUITES	37.73
E.04.HT.04	SUITE S5	SUITES	78.90
E.04.HT.05	KING ROOM K8b	SUITES	32.87
E.04.HT.06	KING ROOM K3c	SUITES	48.15
E.04.HT.07	KING ROOM K3c	SUITES	48.00
E.04.HT.08	KING ROOM K8b	SUITES	32.37
E.04.HT.09	KING ROOM K3c	SUITES	44.87
E.04.HT.10	SUITE S6	SUITES	77.35
E.04.HT.11	KING ROOM K7	SUITES	46.23
E.04.HT.12	KING ROOM K3	SUITES	49.39
E.04.HT.13	KING ROOM K3	SUITES	46.87
E.04.HT.14	KING ROOM K4	SUITES	41.07
E.04.HT.15	KING ROOM K4	SUITES	38.53
E.04.HT.16	KING ROOM K4	SUITES	41.13
E.04.HT.17	SUITE S4	SUITES	55.71
E.04.HT.18	TWIN ROOM T1	SUITES	44.62
E.04.HT.19	KING ROOM K5	SUITES	45.81
E.04.HT.20	KING ROOM K5	SUITES	45.22
E.04.HT.21	KING ROOM K3a MUR	SUITES	44.74
E.04.HT.22	KING ROOM K3b	SUITES	45.92
E.04.HT.23	KING ROOM K6	SUITES	47.68
E.04.HT.24	TWIN ROOM T2	SUITES	42.40
E.04.HT.25	KING ROOM K3	SUITES	46.94
E.04.HT.26	KING ROOM K3	SUITES	48.90
E.04.HT.27	KING ROOM K3	SUITES	45.92
E.04.HT.28	ACCESSIBLE KING ROOM KA2	SUITES	47.49
E.04.HT.29	KING ROOM K2	SUITES	33.58
E.04.HT.30	KING ROOM K2a	SUITES	37.99
E.04.HT.31	KING ROOM K2a	SUITES	37.99
E.04.HT.32	KING ROOM K2a	SUITES	40.08
E.04.HT.33	ACCESSIBLE KING ROOM	SUITES	38.94
E.04.HT.34	KING ROOM K2	SUITES	32.42
E.04.HT.35	KING ROOM K2	SUITES	32.47
E.04.HT.36	KING ROOM K2b	SUITES	27.80
TOTAL			1591.78 m²

NLA AREA SCHEDULE - L05			
ROOM NUMBER	ROOM NAME	FUNCTION	AREA
E.05.HT.01	KING ROOM K4	SUITES	41.03
E.05.HT.02	KING ROOM K4	SUITES	38.75
E.05.HT.03	KING ROOM K4	SUITES	41.72
E.05.HT.04	SUITE S4	SUITES	54.60
E.05.HT.05	TWIN ROOM T1	SUITES	44.98
E.05.HT.06	KING ROOM K5	SUITES	45.49
E.05.HT.07	KING ROOM K5	SUITES	45.21
E.05.HT.08	KING ROOM K3a MUR	SUITES	44.79
E.05.HT.09	KING ROOM K3b	SUITES	45.94
E.05.HT.10	KING ROOM K6	SUITES	46.39
E.05.HT.11	TWIN ROOM T2	SUITES	42.27
E.05.HT.12	KING ROOM K3	SUITES	46.36
E.05.HT.13	KING ROOM K3	SUITES	48.34
E.05.HT.14	KING ROOM K3	SUITES	45.94
E.05.HT.15	KING ROOM K3	SUITES	48.05
E.05.HT.16	ACCESSIBLE KING ROOM KA1	SUITES	38.95
E.05.HT.17	KING ROOM K2	SUITES	32.43
E.05.HT.18	KING ROOM K2	SUITES	32.50
E.05.HT.19	KING ROOM	SUITES	27.81
TOTAL			811.55 m²

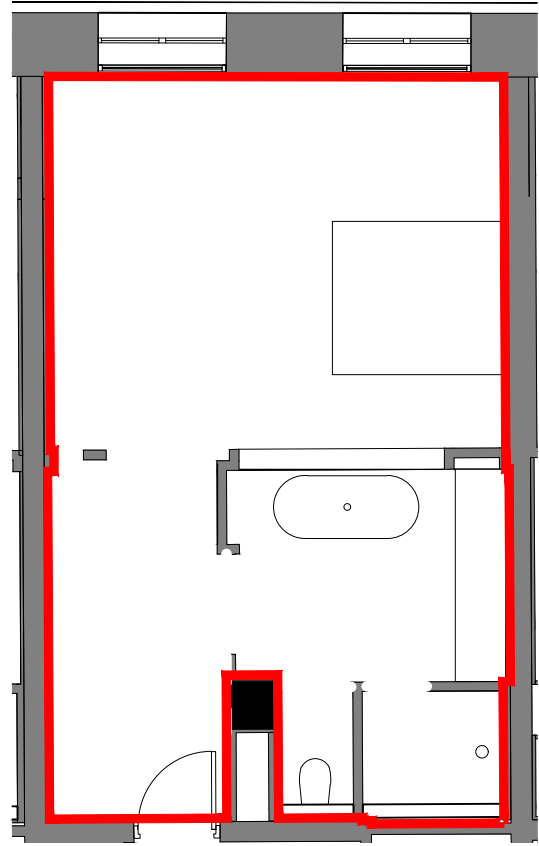
NLA AREA SCHEDULE - L06			
ROOM NUMBER	ROOM NAME	FUNCTION	AREA
E.06.HT.01	KING ROOM K10	SUITES	36.45
E.06.HT.02	KING ROOM K10	SUITES	36.43
E.06.HT.03	KING ROOM K10	SUITES	36.43
E.06.HT.04	SUITE S4a	SUITES	46.76
E.06.HT.05	KING ROOM K9	SUITES	32.89
E.06.HT.06	KING ROOM K9	SUITES	40.72
E.06.HT.07	KING ROOM K9	SUITES	40.70
E.06.HT.08	KING ROOM K9	SUITES	40.70
E.06.HT.09	KING ROOM K9	SUITES	40.70
E.06.HT.10	KING ROOM K6a	SUITES	32.44
E.06.HT.11	KING ROOM K13	SUITES	34.32
E.06.HT.12	KING ROOM K9	SUITES	41.98
E.06.HT.13	KING ROOM K9	SUITES	42.85
E.06.HT.14	KING ROOM K9	SUITES	42.85
E.06.HT.15	KING ROOM K9	SUITES	42.68
E.06.HT.16	KING ROOM	SUITES	37.01
E.06.HT.17	KING ROOM K14	SUITES	40.63
E.06.HT.18	KING ROOM K2c	SUITES	32.29
E.06.HT.19	KING ROOM K2c	SUITES	35.49
E.06.HT.20	SUITE S7	SUITES	58.93
E.06.HT.21	ACCESSIBLE KING ROOM KA1	SUITES	38.98
E.06.HT.22	KING ROOM K2	SUITES	32.47
E.06.HT.23	KING ROOM K2	SUITES	32.45
E.06.HT.24	KING ROOM K2b	SUITES	27.83
TOTAL			924.98 m²

NLA AREA SCHEDULE - L07			
ROOM NUMBER	ROOM NAME	FUNCTION	AREA
E.07.HT.01	KING ROOM K10a	SUITES	32.08
E.07.HT.02	KING ROOM K10a	SUITES	32.08
E.07.HT.03	KING ROOM K10a	SUITES	32.08
E.07.HT.04	SUITE S10	SUITES	78.92
E.07.HT.05	KING ROOM K9a	SUITES	36.75
E.07.HT.06	KING ROOM K9a	SUITES	36.75
E.07.HT.07	KING ROOM K9a	SUITES	36.75
E.07.HT.08	KING ROOM K9a	SUITES	36.74
E.07.HT.09	SUITE	SUITES	60.23
E.07.HT.10	KING ROOM K9a	SUITES	36.96
E.07.HT.11	KING ROOM K9a	SUITES	37.75
E.07.HT.12	KING ROOM K9a	SUITES	37.75
E.07.HT.13	KING ROOM K9a	SUITES	37.77
E.07.HT.14	KING ROOM K11	SUITES	37.01
E.07.HT.15	SUITE S8	SUITES	40.61
E.07.HT.16	KING ROOM K2c	SUITES	32.29
E.07.HT.17	KING ROOM K2c	SUITES	35.49
E.07.HT.18	SUITE S7	SUITES	58.89
E.07.HT.19	ACCESSIBLE KING ROOM KA1	SUITES	38.99
E.07.HT.20	KING ROOM K2	SUITES	32.47
E.07.HT.21	KING ROOM K2	SUITES	32.53
E.07.HT.22	KING ROOM K2b	SUITES	27.83
TOTAL			868.72 m²

NLA AREA SCHEDULE - L08			
ROOM NUMBER	ROOM NAME	FUNCTION	AREA
E.08.HT.01	KING ROOM K10a	SUITES	32.08
E.08.HT.02	KING ROOM K10a	SUITES	32.08
E.08.HT.03	KING ROOM K10a	SUITES	32.08
E.08.HT.04	SUITE S10	SUITES	78.93
E.08.HT.05	KING ROOM K9a	SUITES	36.75
E.08.HT.06	KING ROOM K9a	SUITES	36.80
E.08.HT.07	KING ROOM K9a	SUITES	36.80
E.08.HT.08	KING ROOM K9a	SUITES	36.75
E.08.HT.09	SUITE S9	SUITES	60.32
E.08.HT.10	KING ROOM K9a	SUITES	37.26
E.08.HT.11	KING ROOM K9a	SUITES	37.75
E.08.HT.12	KING ROOM K9a	SUITES	37.75
E.08.HT.13	KING ROOM K9a	SUITES	37.75
E.08.HT.14	KING ROOM K11	SUITES	37.01
E.08.HT.15	KING ROOM K14	SUITES	40.64
E.08.HT.16	KING ROOM K2c	SUITES	32.25
E.08.HT.17	KING ROOM K2c	SUITES	35.49
E.08.HT.18	SUITE S7	SUITES	58.83
E.08.HT.19	ACCESSIBLE KING ROOM	SUITES	38.98
E.08.HT.20	KING ROOM K2	SUITES	32.46
E.08.HT.21	KING ROOM K2	SUITES	32.49
E.08.HT.22	KING ROOM K2b	SUITES	27.83
TOTAL			869.08 m²

NLA AREA SCHEDULE - L09			
ROOM NUMBER	ROOM NAME	FUNCTION	AREA
E.09.HT.01	SUITE	SUITES	56.87
E.09.HT.02	KING ROOM K9a	SUITES	39.17
E.09.HT.03	KING ROOM K9a	SUITES	39.23
E.09.HT.04	KING ROOM K9a	SUITES	39.23
E.09.HT.05	SUITE S11	SUITES	56.18
E.09.HT.06	KING ROOM K11	SUITES	36.92
TOTAL			267.60 m²

NLA AREA SCHEDULE		
	FUNCTION	AREA
LEVEL 01		1278.48 m²
LEVEL 02	SUITES	1592.54 m²
LEVEL 03	SUITES	1593.68 m²
LEVEL 04	SUITES	1591.78 m²
LEVEL 05	SUITES	811.55 m²
LEVEL 06	SUITES	924.98 m²
LEVEL 07	SUITES	868.72 m²
LEVEL 08	SUITES	869.08 m²
LEVEL 09	SUITES	267.60 m²
GRAND TOTAL		9798.41 m²




METHOD OF MEASUREMENT

NOTE: AREA CALCULATION IS BASED ON DA LEVEL OF INFORMATION

1:

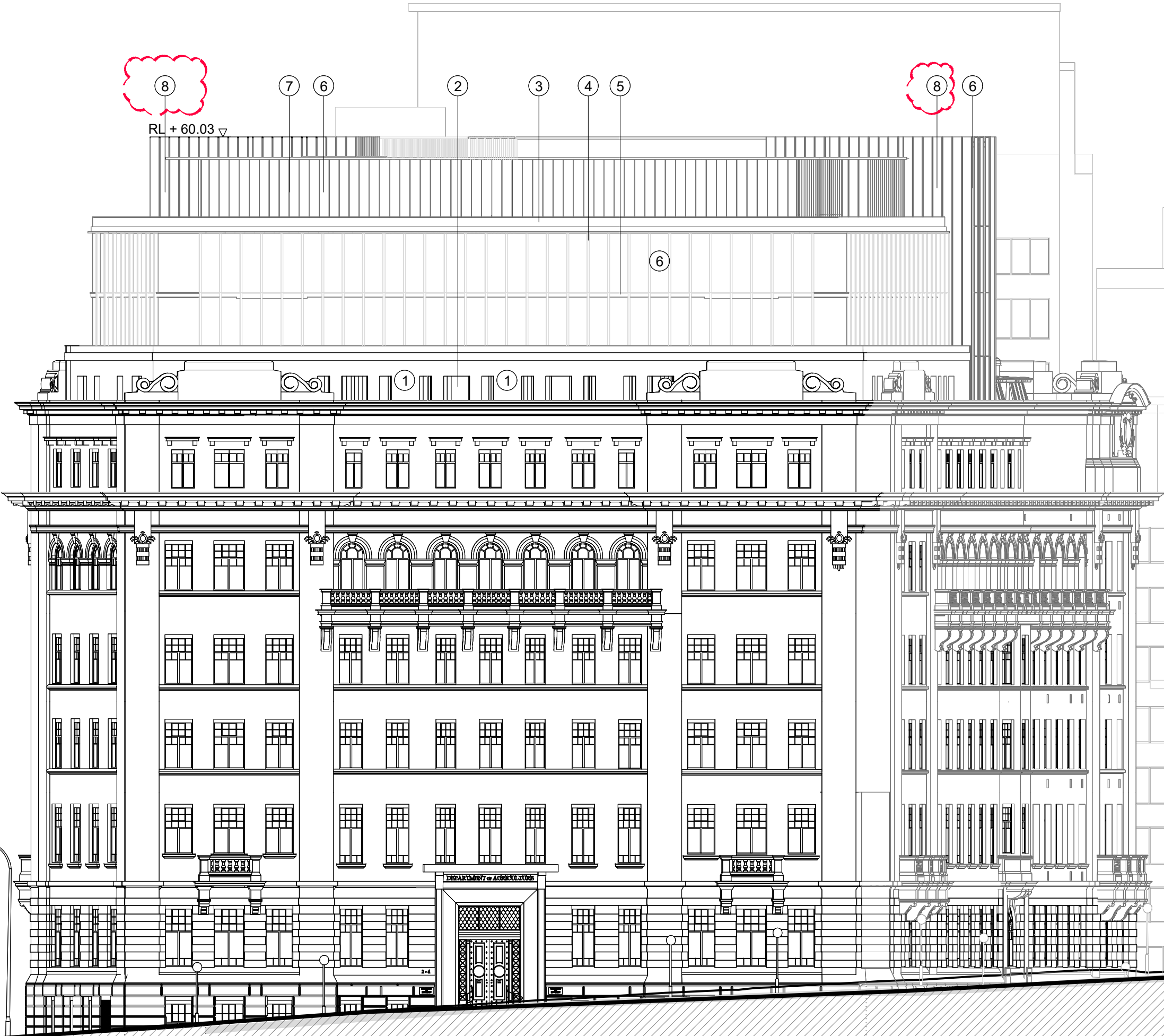
- GA - TOB
RL.+82.14
- LB - 12TH FL (CLOCK TOWER)
- LB - 11TH FL (CLOCK TOWER)
- LB - 10TH FL (CLOCK TOWER)
- LB - 9TH FL (CLOCK TOWER)
- LB - 8TH FL (CT - VIEWING)
- LB - 7TH FL (OBSERVATORY)
- LB - 6TH FL (OCTAGONAL)
- LB - 5TH FL (PAVILION)
- LB - 5TH FL (GALLERY)
- LB - 4TH FL (EXT. TERRACE)
- LB - 3RD FL
- LB - 2ND FL
- LB - 1ST FL
- LB - GRD FL
RL.+14.63
- LB - LGM FL
- LB - LG FL
RL.+8.87



GRESHAM STREET

LANDS BUILDING

LOFTUS STREET



EDUCATION BUILDING

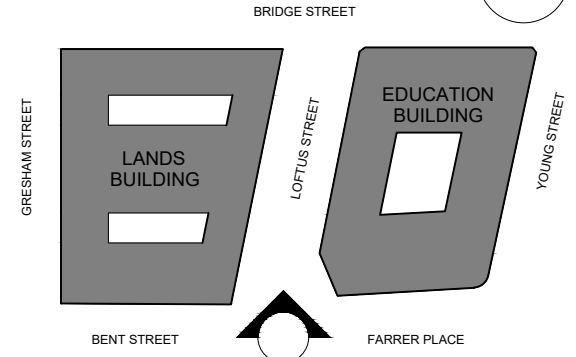
YOUNG STREET

- EB - TOB (NEW)
RL.+60.03
- EB - 9th FL (NEW)
- EB - 8th FL (NEW)
- EB - 7th FL (NEW)
- EB - 6th FL (NEW)
- EB - 5th FL (NEW) UPPER
- EB - 4th FL
- EB - 3rd FL (NEW)
- EB - 2nd FL (NEW)
- EB - 1st FL (NEW)
- EB - GRD FL
RL.+17.64
- EB - LG FL (Bridge St) UPPER
- EB - LG FL (Bridge St.) LOWER

INTELLECTUAL PROPERTY
© Ridley Consolidated Group Pty Limited ("Ridley" and Make)
owns the intellectual property rights and moral rights to this
document in accordance with the Copyright Act 1968 (Cth).

This document may only be used by the client for the particular
project and express purpose for which it has been created. Any
unauthorised use of this document is an infringement of Ridley's
and Make's rights and is at the user's sole risk and liability.

KEYPLAN



GENERAL ARRANGEMENT

GENERAL NOTES

1. DIMENSIONS ARE IN MILLIMETERS UNO.
2. DO NOT SCALE OFF DRAWING.
3. ALL DIMENSIONS TO BE VERIFIED ON SITE BEFORE PROCEEDING.
4. ALL DISCREPANCIES TO BE NOTIFIED IN WRITING TO RIDLEY CONSOLIDATED GROUP PTY LIMITED ("RIDLEY" AND MAKE).

LEGEND:

- (1) SANDSTONE TONED RENDER
- (2) DARK BRONZE TONED PPC RECESSED WINDOWS
- (3) SILVER TONED ANODISED ALUMINUM CAPPING
- (4) SILVER TONED ANODISED ALUMINUM FLUTED FINS
- (5) SILVER TONED ANODISED ALUMINUM HORIZONTAL RAILS
- (6) DARK BRONZE TONED PPC CURTAIN WALLING, CLEAR GLASS
- (7) SILVER TONED ANODISED ALUMINUM FINS
- (8) SILVER TONED ANODISED ALUMINUM FLUTED CLADDING
- (9) SILVER TONED ANODISED ALUMINUM FLUTED PANELS
- (10) SILVER TONED ANODISED ALUMINUM FLUTED PERFORATED PANELS
- (11) STEEL AND GLASS DIAGRID
- (12) CURVED STAINLESS STEEL PANELS
- (13) OPEN STEEL PERGOLA

05	SECTION 4.55 SUBMISSION - AMENDMENT	22.02.19
04	SECTION 4.55 SUBMISSION - AMENDMENT	28.09.18
03	SECTION 4.55 SUBMISSION	19.09.18
02	DEVELOPMENT APPLICATION-AMENDMENT	11.10.16
01	DEVELOPMENT APPLICATION	06.10.16
00	DA ELEVATIONS & SECTIONS	22.09.16

ISSUE DESCRIPTION DATE

DESIGN ARCHITECT

make

EXECUTIVE ARCHITECT

Ridley

INTERIOR DESIGNER

B A R

CLIENT

PONTIAC LAND
(AUSTRALIA) PTY. LTD.

PROJECT

**SANDSTONE
PRECINCT**

23-39 BRIDGE STREET, SYDNEY 2000, AUSTRALIA

PROJECT NUMBER **1166**

SCALE 1: 200@B1	DRAWN BV	CHECKED CZ
--------------------	-------------	---------------

STATUS

FOR APPROVAL

DRAWING

PROPOSED ELEVATIONS

**LANDS BUILDING - SOUTH,
EDUCATION BUILDING -
SOUTH**

DRAWING NUMBER

SP-DA-G-3200


ISSUE

05

01 LANDS BUILDING - PROPOSED SOUTH ELEVATION
1 : 200

02 EDUCATION BUILDING - PROPOSED SOUTH ELEVATION
1 : 200



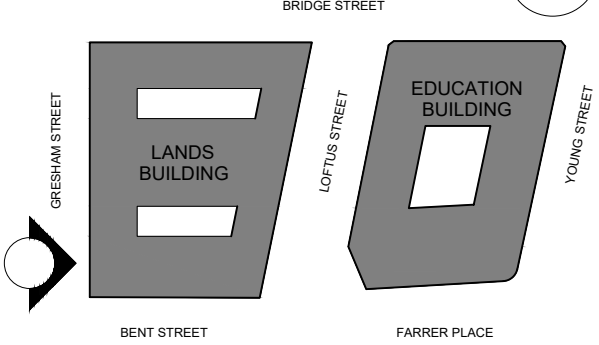


01 LANDS BUILDING - PROPOSED WEST ELEVATION
1 : 200



INTELLECTUAL PROPERTY
© Ridley Consolidated Group Pty Limited ("Ridley" and Make) owns the intellectual property rights and moral rights to this document in accordance with the Copyright Act 1968 (Cth).
This document may only be used by the client for the particular project and express purpose for which it has been created. Any unauthorised use of this document is an infringement of Ridley's and Make's rights and is at the user's sole risk and liability.

KEYPLAN



GENERAL ARRANGEMENT

GENERAL NOTES

- DIMENSIONS ARE IN MILLIMETERS UNO.
- DO NOT SCALE OFF DRAWING.
- ALL DIMENSIONS TO BE VERIFIED ON SITE BEFORE PROCEEDING.
- ALL DISCREPANCIES TO BE NOTIFIED IN WRITING TO RIDLEY CONSOLIDATED GROUP PTY LIMITED ("RIDLEY" AND MAKE).

- LEGEND:
- 1 SANDSTONE TONED RENDER
 - 2 DARK BRONZE TONED PPC RECESSED WINDOWS
 - 3 SILVER TONED ANODISED ALUMINUM CAPPING
 - 4 SILVER TONED ANODISED ALUMINUM FLUTED FINS
 - 5 SILVER TONED ANODISED ALUMINUM HORIZONTAL RAILS
 - 6 DARK BRONZE TONED PPC CURTAIN WALLING; CLEAR GLASS
 - 7 SILVER TONED ANODISED ALUMINUM FINS
 - 8 SILVER TONED ANODISED ALUMINUM FLUTED CLADDING
 - 9 SILVER TONED ANODISED ALUMINUM FLUTED PANELS
 - 10 SILVER TONED ANODISED ALUMINUM FLUTED PERFORATED PANELS
 - 11 STEEL AND GLASS DIAGRID
 - 12 CURVED STAINLESS STEEL PANELS
 - 13 OPEN STEEL PERGOLA

06	SECTION 4.55 SUBMISSION - AMENDMENT	08.03.19
05	SECTION 4.55 SUBMISSION - AMENDMENT	22.02.19
04	SECTION 4.55 SUBMISSION - AMENDMENT	28.09.18
03	SECTION 4.55 SUBMISSION - DEVELOPMENT	19.09.18
02	APPLICATION-AMENDMENT	11.10.16
01	DEVELOPMENT APPLICATION	06.10.16
00	DA ELEVATIONS & SECTIONS	22.09.16

ISSUE	DESCRIPTION	DATE
-------	-------------	------

DESIGN ARCHITECT

make
EXECUTIVE ARCHITECT

Ridley
INTERIOR DESIGNER

B A R

CLIENT
PONTIAC LAND
(AUSTRALIA) PTY. LTD.

PROJECT
**SANDSTONE
PRECINCT**
23-39 BRIDGE STREET, SYDNEY 2000, AUSTRALIA

PROJECT NUMBER
1166

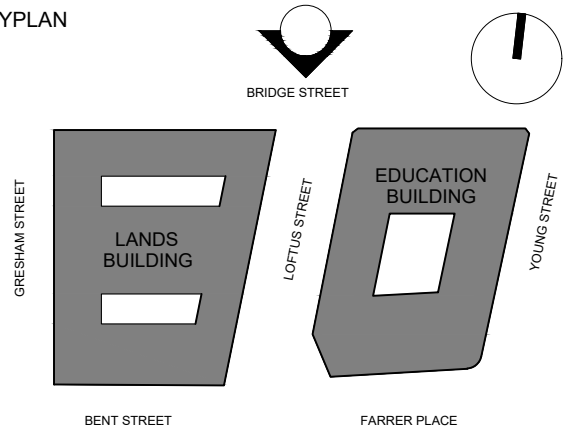
SCALE 1 : 200@B1	DRAWN BV	CHECKED CZ
---------------------	-------------	---------------

STATUS
FOR APPROVAL

DRAWING
**PROPOSED ELEVATIONS
LANDS BUILDING - WEST**

DRAWING NUMBER SP-DA-G-3201	ISSUE 05
---------------------------------------	--------------------

KEYPLAN



GENERAL ARRANGEMENT

- GENERAL NOTES
1. DIMENSIONS ARE IN MILLIMETERS UNO.
 2. DO NOT SCALE OFF DRAWING.
 3. ALL DIMENSIONS TO BE VERIFIED ON SITE BEFORE PROCEEDING.
 4. ALL DISCREPANCIES TO BE NOTIFIED IN WRITING TO RIDLEY CONSOLIDATED GROUP PTY LIMITED (RIDLEY AND MAKE).

LEGEND:

- 1 SANDSTONE TONED RENDER
- 2 DARK BRONZE TONED PPC RECESSED WINDOWS
- 3 SILVER TONED ANODISED ALUMINUM CAPPING
- 4 SILVER TONED ANODISED ALUMINUM FLUTED FINS
- 5 SILVER TONED ANODISED ALUMINUM HORIZONTAL RAILS
- 6 DARK BRONZE TONED PPC CURTAIN WALLING; CLEAR GLASS
- 7 SILVER TONED ANODISED ALUMINUM FINS
- 8 SILVER TONED ANODISED ALUMINUM FLUTED CLADDING
- 9 SILVER TONED ANODISED ALUMINUM FLUTED PANELS
- 10 SILVER TONED ANODISED ALUMINUM FLUTED PERFORATED PANELS
- 11 STEEL AND GLASS DIAGRID
- 12 CURVED STAINLESS STEEL PANELS
- 13 OPEN STEEL PERGOLA

05	SECTION 4.55 SUBMISSION - AMENDMENT	22.02.19
04	SECTION 4.55 SUBMISSION - AMENDMENT	28.09.18
03	SECTION 4.55 SUBMISSION	19.09.18
02	DEVELOPMENT APPLICATION-AMENDMENT	11.10.16
01	DEVELOPMENT APPLICATION	06.10.16
00	DA ELEVATIONS & SECTIONS	22.09.16

ISSUE DESCRIPTION DATE

DESIGN ARCHITECT

make

EXECUTIVE ARCHITECT

Ridley

INTERIOR DESIGNER

B A R

CLIENT

PONTIAC LAND
(AUSTRALIA) PTY. LTD.

PROJECT

**SANDSTONE
PRECINCT**
23-39 BRIDGE STREET, SYDNEY 2000, AUSTRALIA

PROJECT NUMBER

1166

SCALE 1: 200@B1	DRAWN BV	CHECKED CZ
--------------------	-------------	---------------

STATUS

FOR APPROVAL

DRAWING

PROPOSED ELEVATIONS


**LANDS BUILDING - NORTH,
EDUCATION BUILDING -
NORTH**

DRAWING NUMBER

SP-DA-G-3202

ISSUE


05



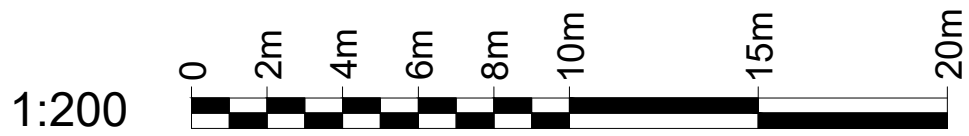
01 EDUCATION BUILDING - PROPOSED NORTH ELEVATION
1 : 200

02 LANDS BUILDING - PROPOSED NORTH ELEVATION
1 : 200

1:200
0 2m 4m 6m 8m 10m 15m 20m



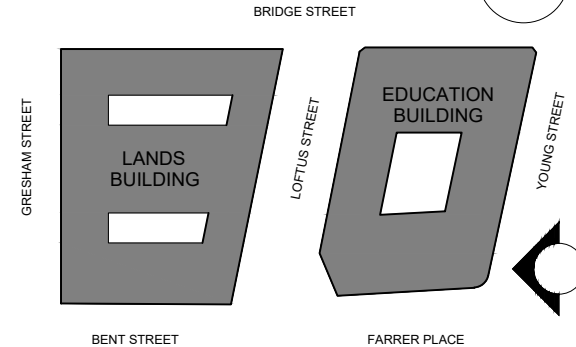
01 EDUCATION BUILDING - PROPOSED EAST ELEVATION
1:200



INTELLECTUAL PROPERTY
© Ridley Consolidated Group Pty Limited ("Ridley" and Make)
owns the intellectual property rights and moral rights to this
document in accordance with the Copyright Act 1968 (Cth).

This document may only be used by the client for the particular
project and express purpose for which it has been created. Any
unauthorised use of this document is an infringement of Ridley's
and Make's rights and is at the user's sole risk and liability.

KEYPLAN



GENERAL ARRANGEMENT

GENERAL NOTES

1. DIMENSIONS ARE IN MILLIMETERS UNO.
2. DO NOT SCALE OFF DRAWING.
3. ALL DIMENSIONS TO BE VERIFIED ON SITE BEFORE PROCEEDING.
4. ALL DISCREPANCIES TO BE NOTIFIED IN WRITING TO RIDLEY CONSOLIDATED GROUP PTY LIMITED (RIDLEY) AND MAKE.

LEGEND:

- 1 SANDSTONE TONED RENDER
- 2 DARK BRONZE TONED PPC RECESSED WINDOWS
- 3 SILVER TONED ANODISED ALUMINUM CAPPING
- 4 SILVER TONED ANODISED ALUMINUM FLUTED FINS
- 5 SILVER TONED ANODISED ALUMINUM HORIZONTAL RAILS
- 6 DARK BRONZE TONED PPC CURTAIN WALLING; CLEAR GLASS
- 7 SILVER TONED ANODISED ALUMINUM FINS
- 8 SILVER TONED ANODISED ALUMINUM FLUTTED CLADDING
- 9 SILVER TONED ANODISED ALUMINUM FLUTED PANELS
- 10 SILVER TONED ANODISED ALUMINUM FLUTED PERFORATED PANELS
- 11 STEEL AND GLASS DIAGRID
- 12 CURVED STAINLESS STEEL PANELS
- 13 OPEN STEEL PERGOLA

- EB - TOB (NEW)
RL.+60.03
- EB - 9th FL (NEW)
- EB - 8th FL (NEW)
- EB - 7th FL (NEW)
- EB - 6th FL (NEW)
- EB - 5th FL (NEW) UPPER
- EB - 4th FL
- EB - 3rd FL
- EB - 2nd FL (NEW)
- EB - 1st FL (NEW)
- EB - GRD FL
RL.+17.64
- EB - LG FL (Bridge St) UPPER
- EB - LG FL (Bridge St.) LOWER

05	SECTION 4.55 SUBMISSION - AMENDMENT	22.02.19
04	SECTION 4.55 SUBMISSION - AMENDMENT	28.09.18
03	SECTION 4.55 SUBMISSION	19.09.18
02	DEVELOPMENT APPLICATION-AMENDMENT	11.10.16
01	DEVELOPMENT APPLICATION	06.10.16
00	DA ELEVATIONS & SECTIONS	22.09.16

ISSUE DESCRIPTION DATE

DESIGN ARCHITECT

make

EXECUTIVE ARCHITECT

Ridley

INTERIOR DESIGNER

B A R

CLIENT

PONTIAC LAND
(AUSTRALIA) PTY. LTD.

PROJECT

SANDSTONE
PRECINCT
23-39 BRIDGE STREET, SYDNEY 2000, AUSTRALIA

PROJECT NUMBER

1166

SCALE 1: 200@B1	DRAWN BV	CHECKED CZ
--------------------	-------------	---------------

STATUS

FOR APPROVAL

DRAWING

PROPOSED ELEVATIONS


EDUCATION BUILDING - EAST

DRAWING NUMBER

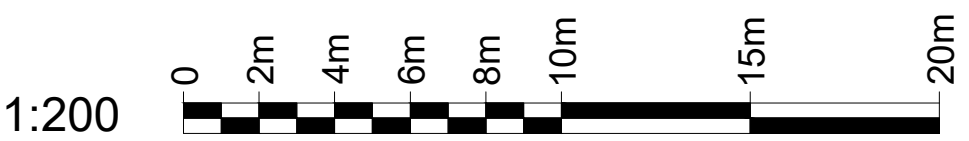
SP-DA-G-3203

ISSUE

05



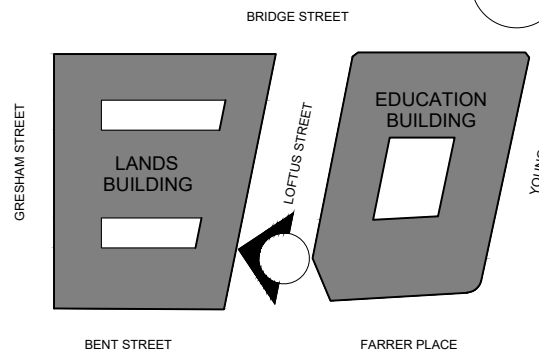
01 LANDS BUILDING - PROPOSED EAST ELEVATION
1 : 200



INTELLECTUAL PROPERTY
© Ridley Consolidated Group Pty Limited ("Ridley" and Make)
owns the intellectual property rights and moral rights to this
document in accordance with the Copyright Act 1968 (Cth).

This document may only be used by the client for the particular
project and express purpose for which it has been created. Any
unauthorised use of this document is an infringement of Ridley's
and Make's rights and is at the user's sole risk and liability.

KEYPLAN



GENERAL ARRANGEMENT

GENERAL NOTES

1. DIMENSIONS ARE IN MILLIMETERS UNO.
2. DO NOT SCALE OFF DRAWING.
3. ALL DIMENSIONS TO BE VERIFIED ON SITE BEFORE PROCEEDING.
4. ALL DISCREPANCIES TO BE NOTIFIED IN WRITING TO RIDLEY CONSOLIDATED GROUP PTY LIMITED ("RIDLEY" AND MAKE).

LEGEND:

- 1 SANDSTONE TONED RENDER
- 2 DARK BRONZE TONED PPC RECESSED WINDOWS
- 3 SILVER TONED ANODISED ALUMINUM CAPPING
- 4 SILVER TONED ANODISED ALUMINUM FLUTED FINS
- 5 SILVER TONED ANODISED ALUMINUM HORIZONTAL RAILS
- 6 DARK BRONZE TONED PPC CURTAIN WALLING; CLEAR GLASS
- 7 SILVER TONED ANODISED ALUMINUM FINS
- 8 SANDSTONE TONED FLUTED RECONSTITUTED STONE CLADDING
- 9 SILVER TONED ANODISED ALUMINUM FLUTED PANELS
- 10 SILVER TONED ANODISED ALUMINUM FLUTED PERFORATED PANELS
- 11 STEEL AND GLASS DIAGRID
- 12 CURVED STAINLESS STEEL PANELS
- 13 OPEN STEEL PERGOLA

GA - TOB
RL.+82.14

LB - 12TH FL (CLOCK TOWER)

LB - 11TH FL (CLOCK TOWER)

LB - 10TH FL (CLOCK TOWER)

LB - 9TH FL (CLOCK TOWER)

LB - 8TH FL (CT - VIEWING)

LB - 7TH FL (OBSERVATORY)

LB - 6TH FL (OCTAGONAL)

LB - 5TH FL (PAVILION)

LB - 5TH FL (GALLERY)

LB - 4TH FL (EXT. TERRACE)

LB - 3RD FL

LB - 2ND FL

LB - 1ST FL

LB - GRD FL
RL.+14.63

LB - LGM FL

LB - LG FL
RL.+8.87

ISSUE DESCRIPTION DATE

DESIGN ARCHITECT

make

EXECUTIVE ARCHITECT

Ridley

INTERIOR DESIGNER

B A R

CLIENT

PONTIAC LAND
(AUSTRALIA) PTY. LTD.

PROJECT

SANDSTONE
PRECINCT
23-39 BRIDGE STREET, SYDNEY 2000, AUSTRALIA

PROJECT NUMBER

1166

SCALE

1 : 200@B1

DRAWN

BV

CHECKED

CZ

STATUS

FOR APPROVAL

DRAWING

PROPOSED ELEVATIONS

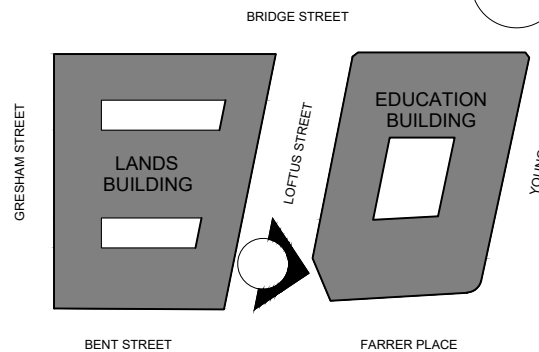
LANDS BUILDING - EAST

DRAWING NUMBER

SP-DA-G-3204

ISSUE

05



GENERAL ARRANGEMENT

GENERAL NOTES

1. DIMENSIONS ARE IN MILLIMETERS UNO.
2. DO NOT SCALE OFF DRAWING.
3. ALL DIMENSIONS TO BE VERIFIED ON SITE BEFORE PROCEEDING.
4. ALL DISCREPANCIES TO BE NOTIFIED IN WRITING TO RIDLEY CONSOLIDATED GROUP PTY LIMITED (RIDLEY AND MAKE).

LEGEND:

- (1) SANDSTONE, TONED RENDER
- (2) DARK BRONZE TONED PPC RECESSED WINDOWS
- (3) SILVER TONED ANODISED ALUMINUM CAPPING
- (4) SILVER TONED ANODISED ALUMINUM FLUTED FINS
- (5) SILVER TONED ANODISED ALUMINUM HORIZONTAL RAILS
- (6) DARK BRONZE TONED PPC CURTAIN WALLING; CLEAR GLASS
- (7) SILVER TONED ANODISED ALUMINUM FINS
- (8) SILVER TONED ANODISED ALUMINUM FLUTED CLADDING
- (9) SILVER TONED ANODISED ALUMINUM FLUTED PANELS
- 10 SILVER TONED ANODISED ALUMINUM FLUTED PERFORATED PANELS
- 11 STEEL AND GLASS DIAGRID
- 12 CURVED STAINLESS STEEL PANELS
- 13 OPEN STEEL PERGOLA

05	SECTION 4.55 SUBMISSION - AMENDMENT	22.02.19
04	SECTION 4.55 SUBMISSION - AMENDMENT	28.09.18
03	SECTION 4.55 SUBMISSION	19.09.18
02	DEVELOPMENT APPLICATION-AMENDMENT	11.10.16
01	DEVELOPMENT APPLICATION	06.10.16
00	DA ELEVATIONS & SECTIONS	22.09.16

ISSUE	DESCRIPTION	DATE
-------	-------------	------

DESIGN ARCHITECT

make

EXECUTIVE ARCHITECT

Ridley

INTERIOR DESIGNER

B A R

CLIENT

PONTIAC LAND
(AUSTRALIA) PTY. LTD.

PROJECT

**SANDSTONE
PRECINCT**
23-39 BRIDGE STREET, SYDNEY 2000, AUSTRALIA

PROJECT NUMBER

1166

SCALE	DRAWN	CHECKED
1 : 200@B1	BV	CZ

STATUS

FOR APPROVAL

DRAWING

PROPOSED ELEVATIONS


EDUCATION BUILDING - WEST

DRAWING NUMBER

SP-DA-G-3205

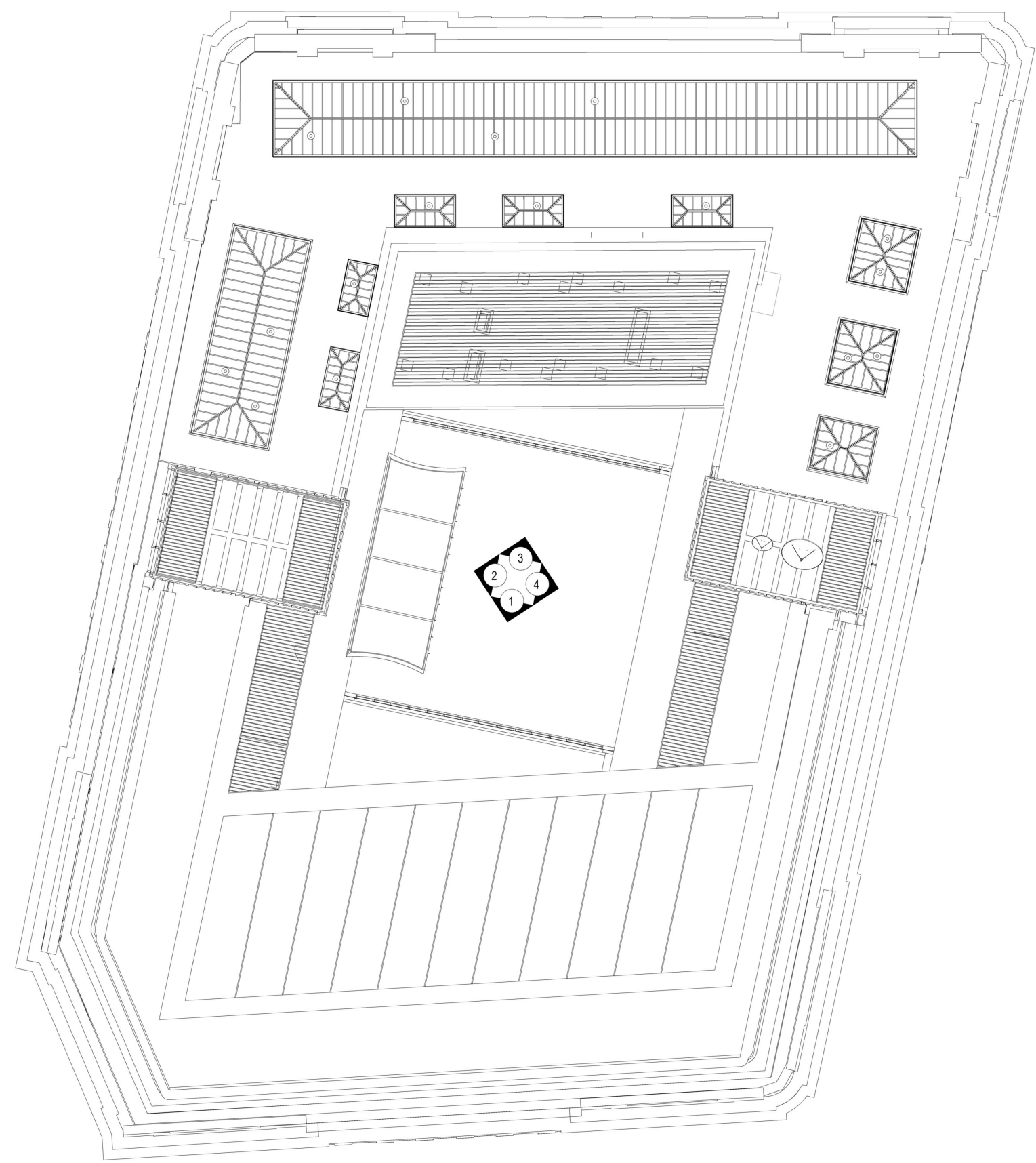
ISSUE

05

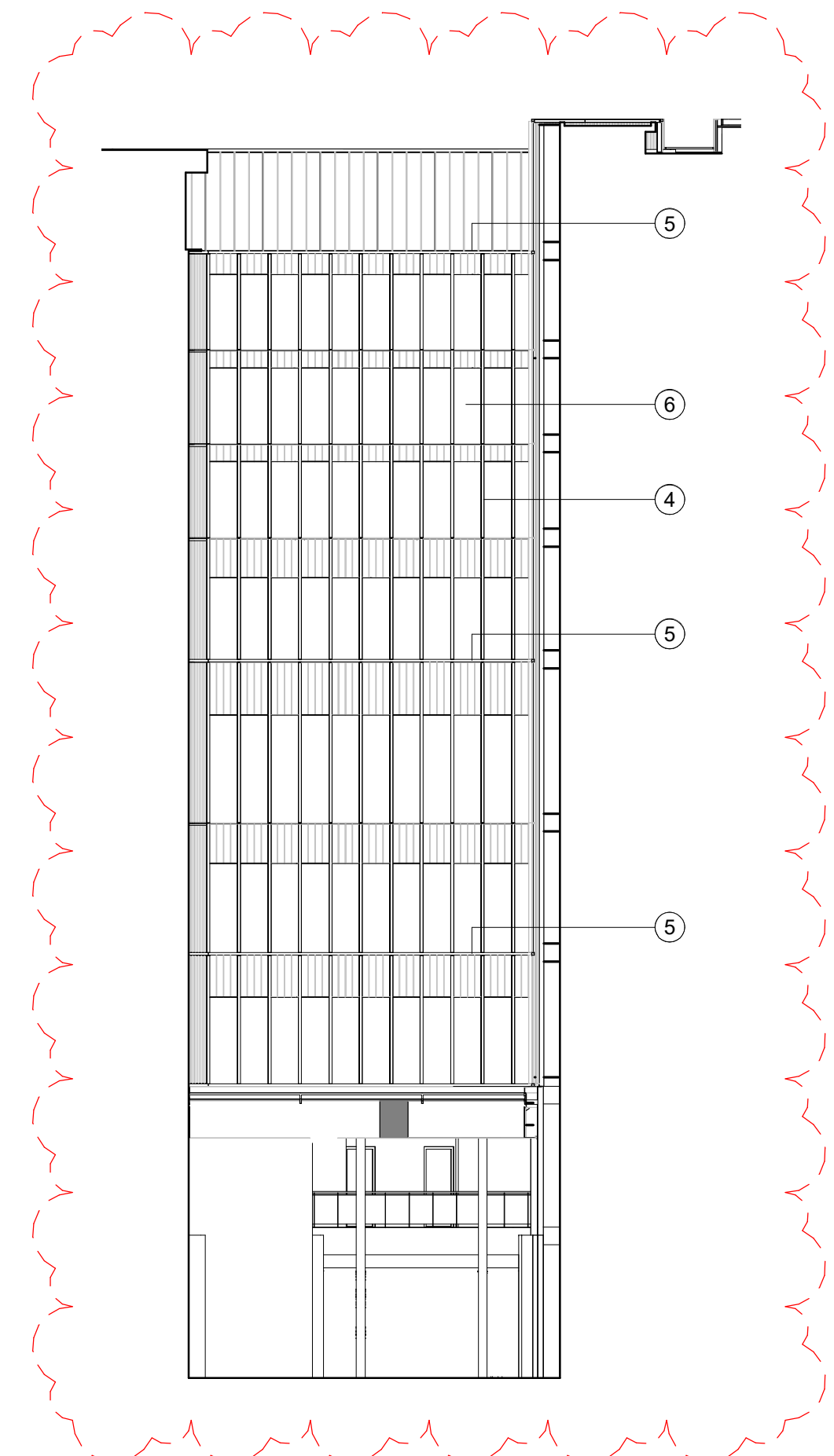


01 EDUCATION BUILDING - PROPOSED WEST ELEVATION
1 : 200

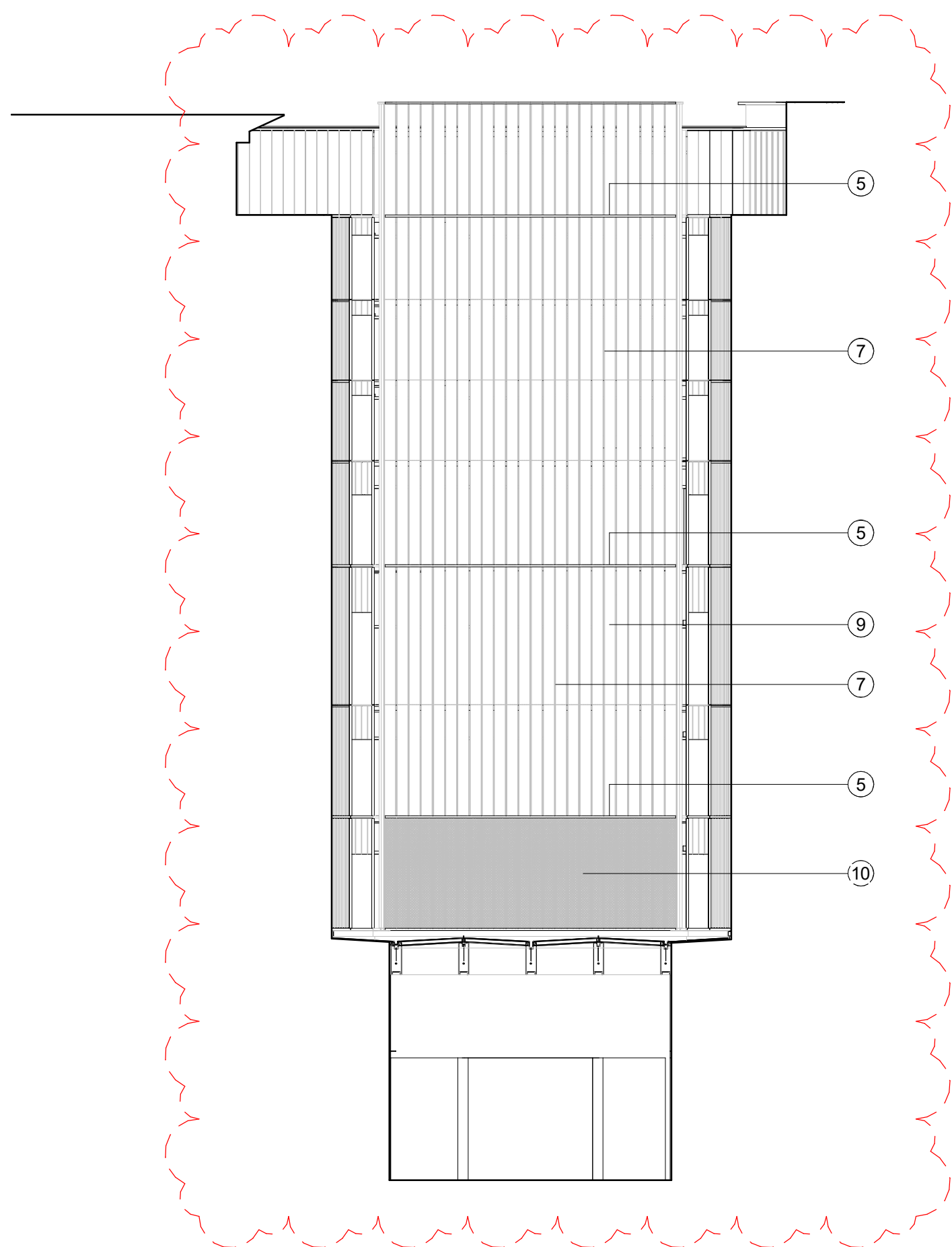
1:200
0 2m 4m 6m 8m 10m 15m 20m



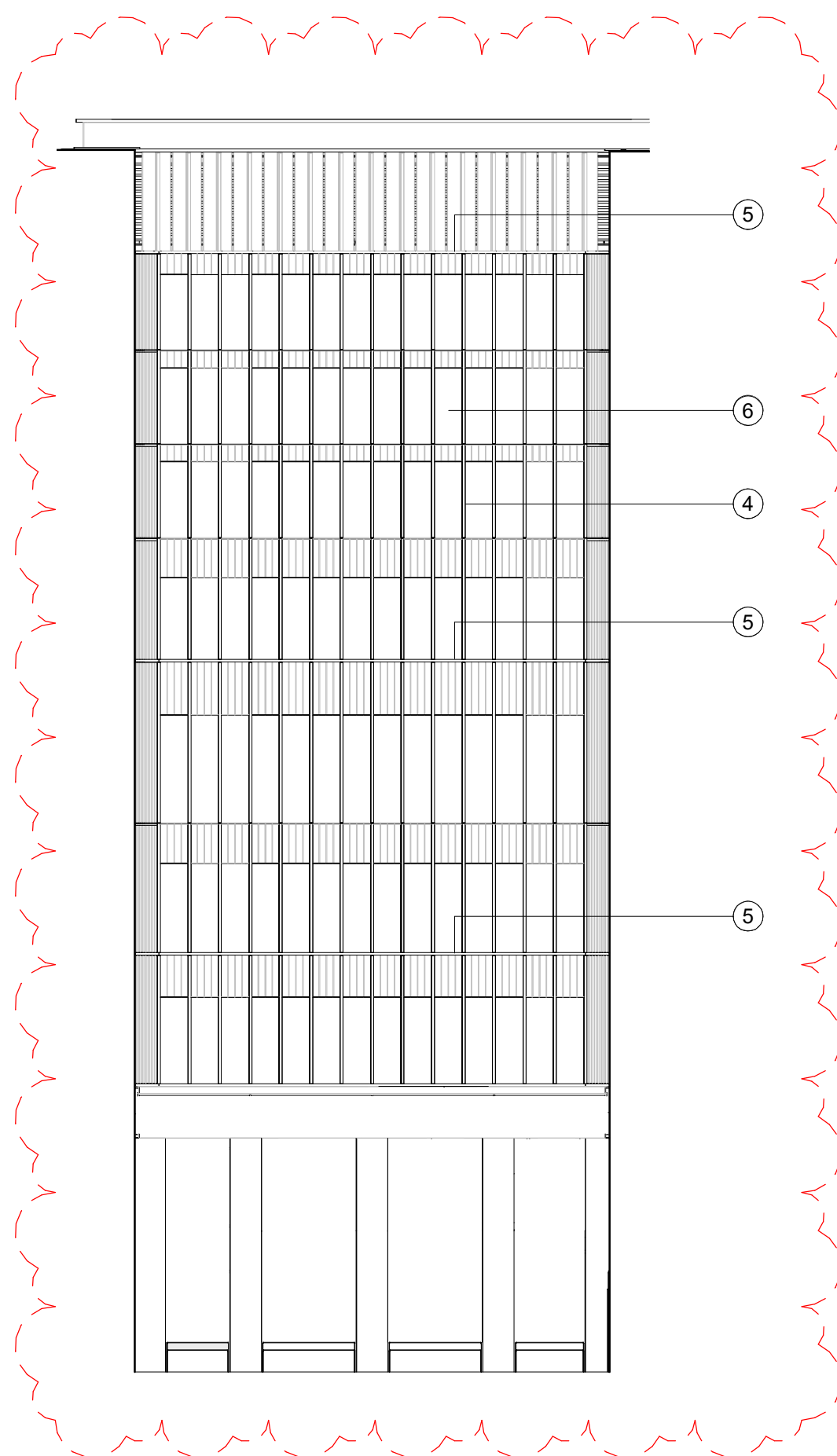
00 KEY PLAN
1 : 200



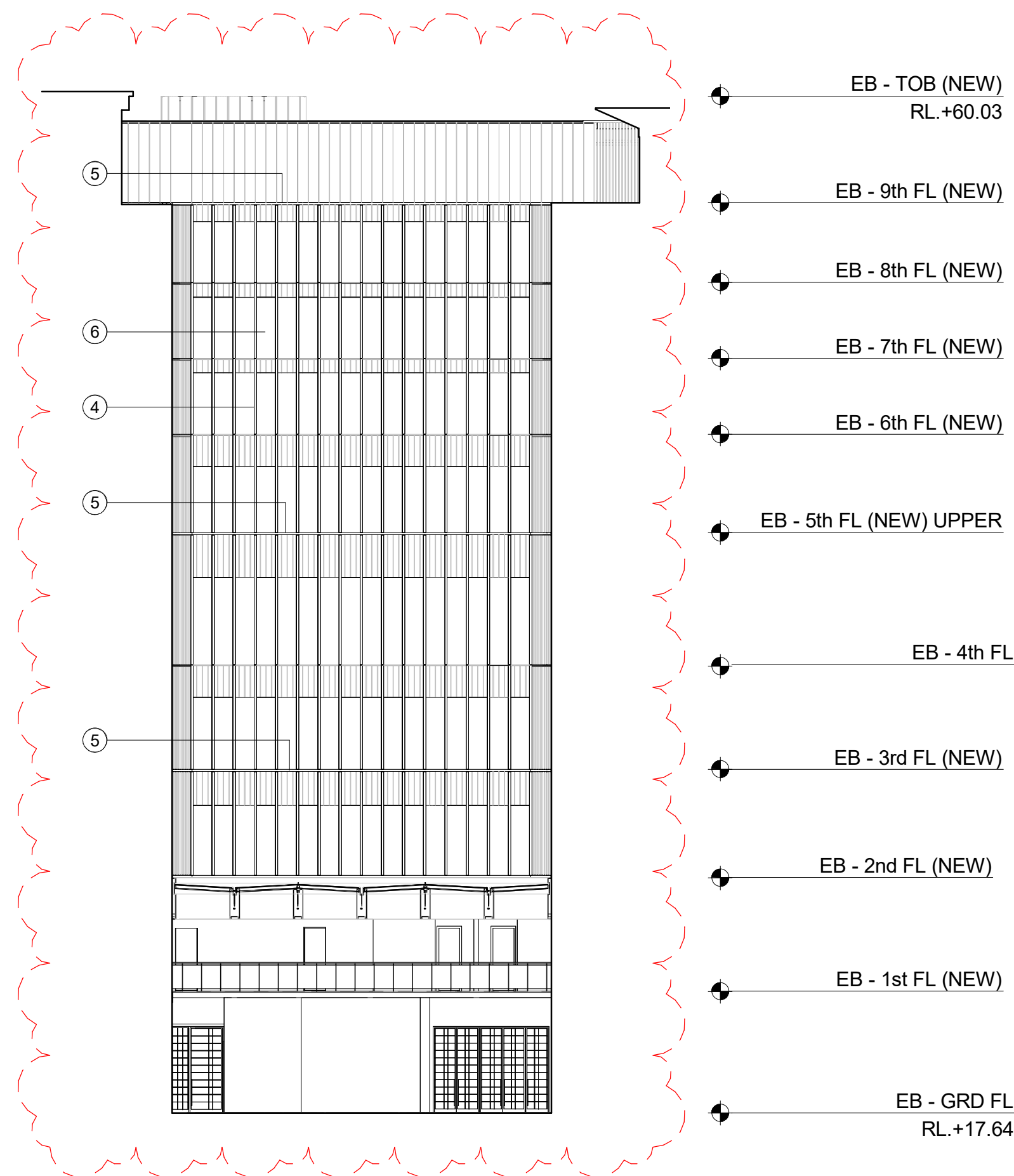
01 PROPOSED SOUTH ELEVATION
1 : 200



02 PROPOSED WEST ELEVATION
1 : 200



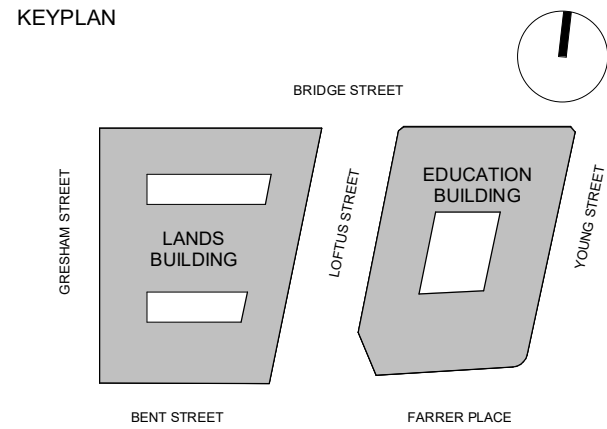
03 PROPOSED NORTH ELEVATION
1 : 200



04 PROPOSED EAST ELEVATION
1 : 200



INTELLECTUAL PROPERTY
© Ridley Consolidated Group Pty Limited ("Ridley" and Make) owns the intellectual property rights and moral rights to this document in accordance with the Copyright Act 1968 (Cth).
This document may only be used by the client for the particular project and express purpose for which it has been created. Any unauthorised use of this document is an infringement of Ridley's and Make's rights and is at the user's sole risk and liability.



GENERAL ARRANGEMENT
GENERAL NOTES
1. DIMENSIONS ARE IN MILLIMETERS UNO.
2. DO NOT SCALE OFF DRAWING.
3. ALL DIMENSIONS TO BE VERIFIED ON SITE BEFORE PROCEEDING.
4. ALL DISCREPANCIES TO BE NOTIFIED IN WRITING TO RIDLEY CONSOLIDATED GROUP PTY LIMITED ("RIDLEY" AND MAKE)

- LEGEND:
- ① SANDSTONE TONED RENDER
 - ② DARK BRONZE TONED PPC RECESSED WINDOWS
 - ③ SILVER TONED ANODISED ALUMINUM CAPPING
 - ④ SILVER TONED ANODISED ALUMINUM FLUTED FINS
 - ⑤ SILVER TONED ANODISED ALUMINUM HORIZONTAL RAILS
 - ⑥ DARK BRONZE TONED PPC CURTAIN WALLING, CLEAR GLASS
 - ⑦ SILVER TONED ANODISED ALUMINUM FINS
 - ⑧ SANDSTONE TONED FLUTED RECONSTITUTED STONE CLADDING
 - ⑨ SILVER TONED ANODISED ALUMINUM FLUTED PANELS
 - ⑩ SILVER TONED ANODISED ALUMINUM FLUTED PERFORATED PANELS
 - ⑪ STEEL AND GLASS DIAGRID
 - ⑫ CURVED STAINLESS STEEL PANELS
 - ⑬ OPEN STEEL PERGOLA

ISSUE	DESCRIPTION	DATE
04	SECTION 4.55 SUBMISSION - AMENDMENT	28.09.18
03	SECTION 4.55 SUBMISSION DEVELOPMENT	19.09.18
02	APPLICATION-AMENDMENT	11.10.16
01	DEVELOPMENT APPLICATION	06.10.16
00	DA ELEVATIONS & SECTIONS	22.09.16

DESIGN ARCHITECT
make
EXECUTIVE ARCHITECT
Ridley
INTERIOR DESIGNER
B A R
CLIENT
PONTIAC LAND (AUSTRALIA) PTY. LTD.

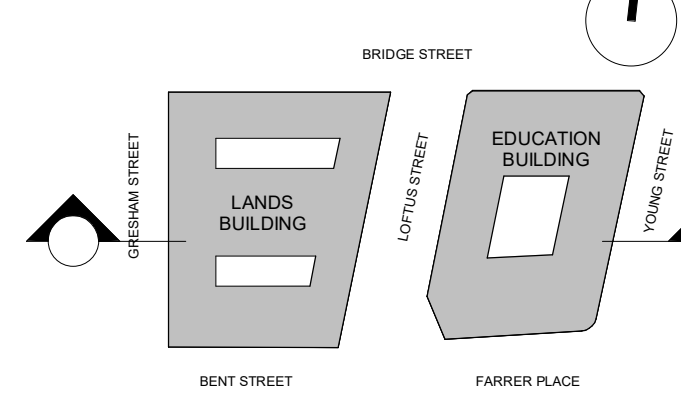
PROJECT
SANDSTONE PRECINCT
23-39 BRIDGE STREET, SYDNEY 2000, AUSTRALIA

PROJECT NUMBER
1166
SCALE
1 : 200@B1
DRAWN
DA
CHECKED
CZ

STATUS
FOR APPROVAL
DRAWING
PROPOSED ELEVATIONS
EDUCATION BUILDING - COURTYARD

DRAWING NUMBER
SP-DA-G-3210
ISSUE
04

KEYPLAN



GENERAL ARRANGEMENT

GENERAL NOTES

1. DIMENSIONS ARE IN MILLIMETERS UNO.
2. DO NOT SCALE OFF DRAWING.
3. ALL DIMENSIONS TO BE VERIFIED ON SITE BEFORE PROCEEDING.
4. ALL DISCREPANCIES TO BE NOTIFIED IN WRITING TO RIDLEY CONSOLIDATED GROUP PTY LIMITED ("RIDLEY" AND MAKE)

GA - TOB
RL.+82.14

LB - 12TH FL (CLOCK TOWER)

LB - 11TH FL (CLOCK TOWER)

LB - 10TH FL (CLOCK TOWER)

LB - 9TH FL (CLOCK TOWER)

LB - 8TH FL (CT - VIEWING)

LB - 7TH FL (OBSERVATORY)

LB - 6TH FL (OCTAGONAL)

LB - 5TH FL (PAVILION)

LB - 5TH FL (GALLERY)

LB - 4TH FL (EXT. TERRACE)

LB - 3RD FL

LB - 2ND FL

LB - 1ST FL

LB - GRD FL
RL.+14.63

LB - LGM FL

LB - LG FL
RL.+8.87

EB - TOB (NEW)
RL.+60.03

EB - 9th FL (NEW)

EB - 8th FL (NEW)

EB - 7th FL (NEW)

EB - 6th FL (NEW)

EB - 5th FL (NEW) UPPER

EB - 4th FL

EB - 3rd FL (NEW)

EB - 2nd FL (NEW)

EB - 1st FL (NEW)

EB - GRD FL
RL.+17.64

EB - LG FL (Bridge St) UPPER

EB - LG FL (Bridge St) LOWER

EB - B1 FL
RL.+8.93

EB - B2 FL
RL.+5.53

EB - B3 FL
RL.+1.73

04	SECTION 4.55 SUBMISSION - AMENDMENT	28.09.18
03	SECTION 4.55 SUBMISSION	19.09.18
02	DEVELOPMENT APPLICATION AMENDMENT	11.10.16
01	DEVELOPMENT APPLICATION	06.10.16
00	DA ELEVATIONS & SECTIONS	22.09.16

ISSUE	DESCRIPTION	DATE
-------	-------------	------

DESIGN ARCHITECT

make

EXECUTIVE ARCHITECT

Ridley

INTERIOR DESIGNER

B A R

CLIENT

PONTIAC LAND
(AUSTRALIA) PTY. LTD.

PROJECT

**SANDSTONE
PRECINCT**
23-39 BRIDGE STREET, SYDNEY 2000, AUSTRALIA

PROJECT NUMBER
1166

SCALE 1 : 200@B1	DRAWN JO	CHECKED CZ
---------------------	-------------	---------------

STATUS

FOR APPROVAL

DRAWING
PROPOSED SECTIONS

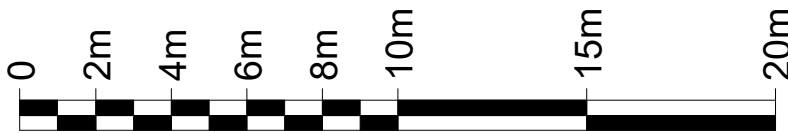
**LANDS AND EDUCATION
BUILDING - SECTION 01**

DRAWING NUMBER SP-DA-G-3500	ISSUE 04
---------------------------------------	--------------------

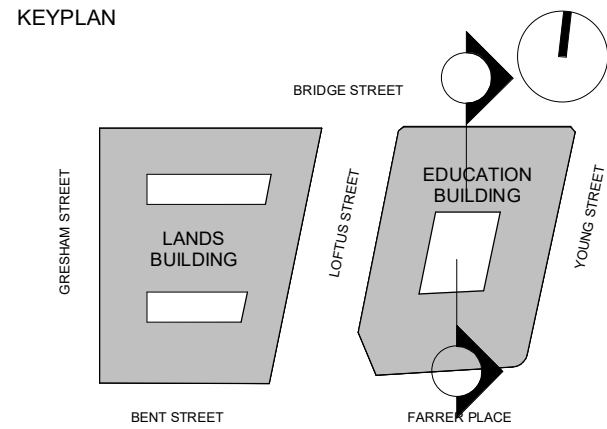
01 LANDS BUILDING - PROPOSED SECTION LOOKING NORTH
1 : 200

02 EDUCATION BUILDING - PROPOSED SECTION LOOKING NORTH
1 : 200

1:200



KEYPLAN



GENERAL ARRANGEMENT

GENERAL NOTES

1. DIMENSIONS ARE IN MILLIMETERS UNO.
2. DO NOT SCALE OFF DRAWING.
3. ALL DIMENSIONS TO BE VERIFIED ON SITE BEFORE PROCEEDING.
4. ALL DISCREPANCIES TO BE NOTIFIED IN WRITING TO RIDLEY CONSOLIDATED GROUP PTY LIMITED ("RIDLEY" AND MAKE)

04	SECTION 4.55 SUBMISSION - AMENDMENT	28.09.18
03	SECTION 4.55 SUBMISSION	19.09.18
02	DEVELOPMENT APPLICATION-AMENDMENT	11.10.16
01	DEVELOPMENT APPLICATION	06.10.16
00	DA ELEVATIONS & SECTIONS	22.09.16

ISSUE	DESCRIPTION	DATE
-------	-------------	------

DESIGN ARCHITECT

make

EXECUTIVE ARCHITECT

Ridley

INTERIOR DESIGNER

B A R

CLIENT

PONTIAC LAND
(AUSTRALIA) PTY. LTD.

PROJECT

**SANDSTONE
PRECINCT**
23-39 BRIDGE STREET, SYDNEY 2000, AUSTRALIA

PROJECT NUMBER **1166**

SCALE 1 : 200@B1	DRAWN JO	CHECKED CZ
---------------------	-------------	---------------

STATUS

FOR APPROVAL

DRAWING **PROPOSED SECTIONS**

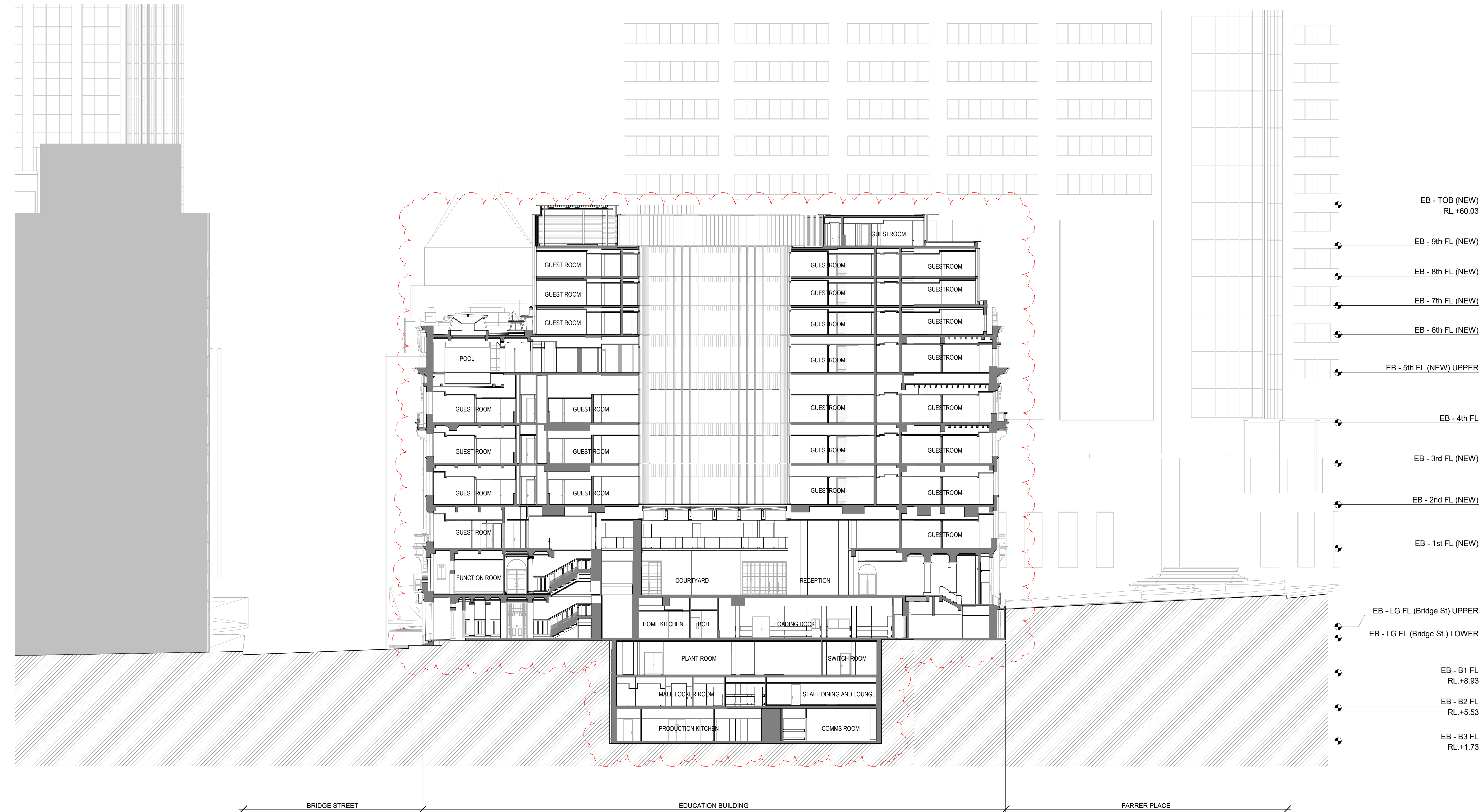
**EDUCATION BUILDING -
SECTION 03**

DRAWING NUMBER

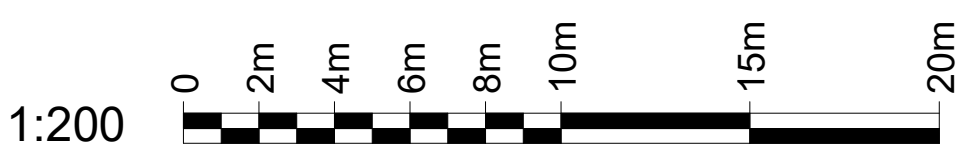
SP-DA-G-3502


ISSUE

04

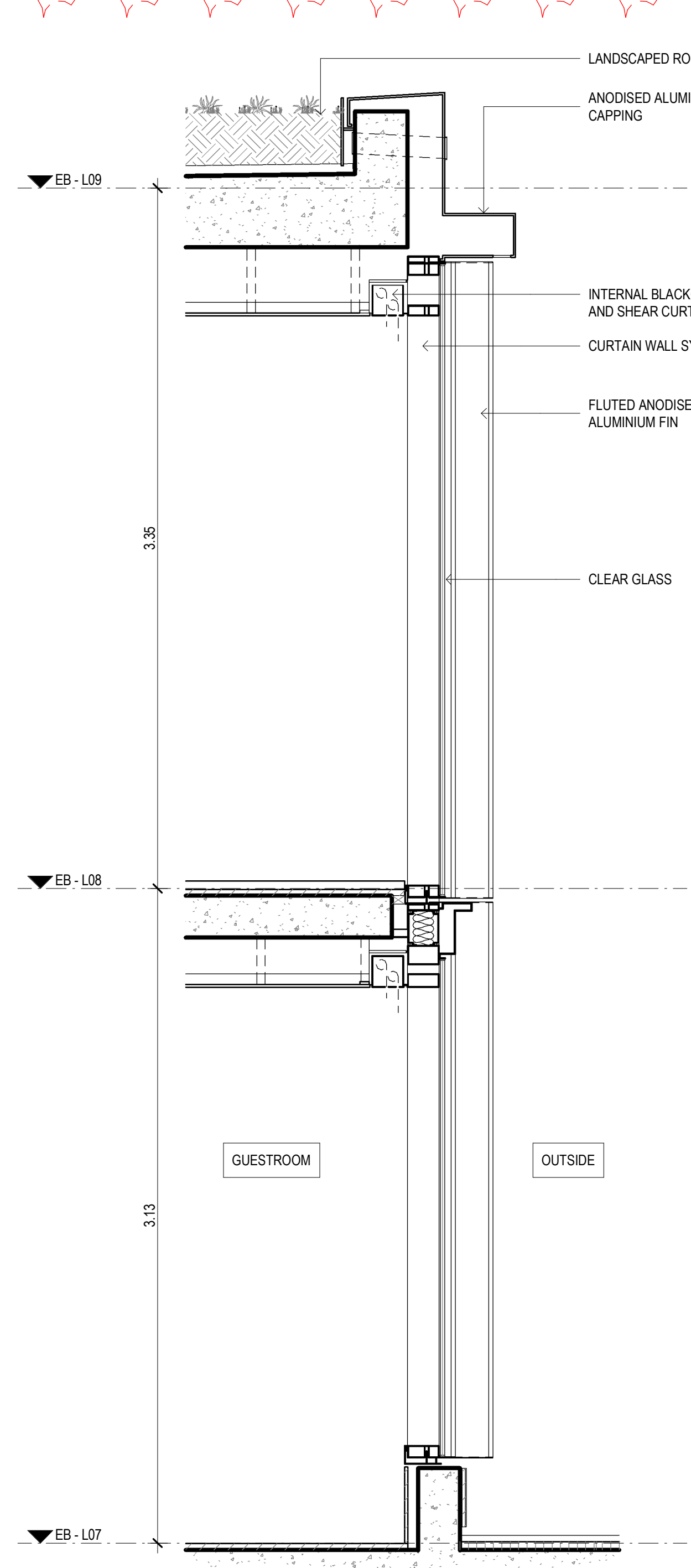


01 EDUCATION BUILDING - PROPOSED SECTION LOOKING EAST
1 : 200

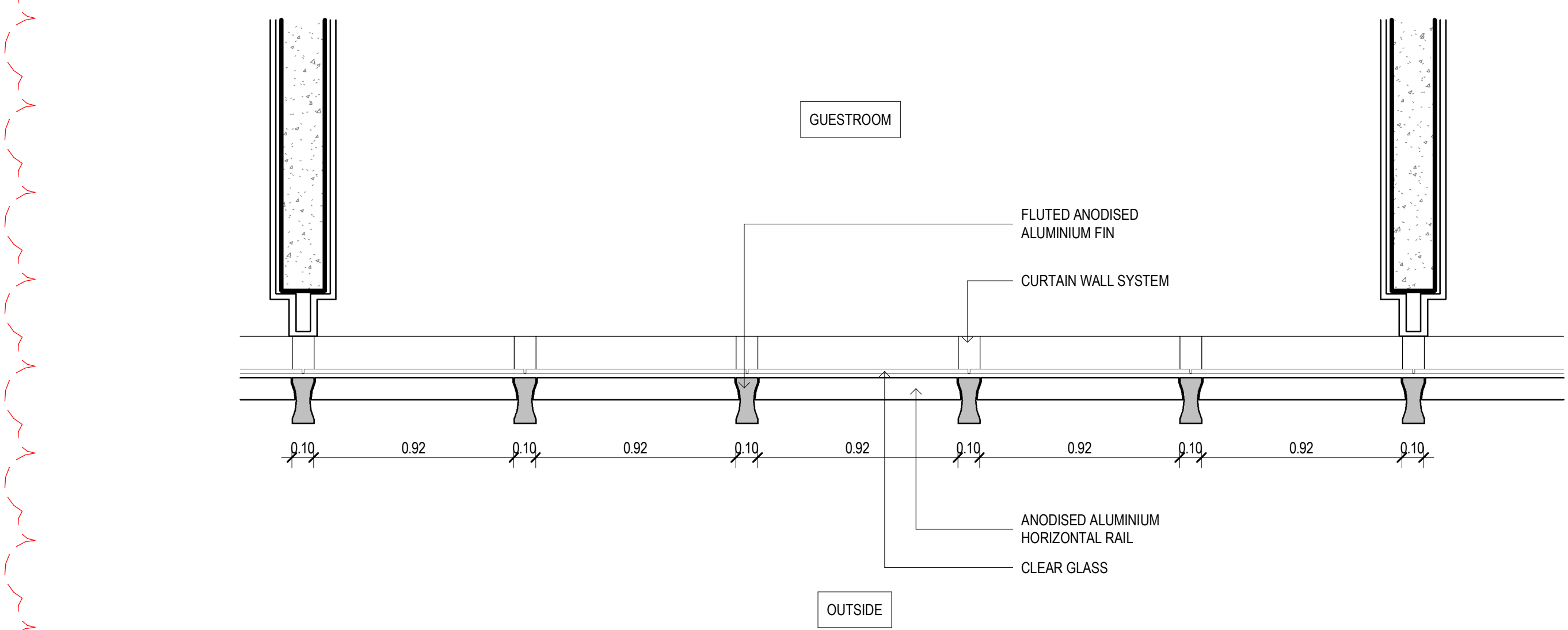




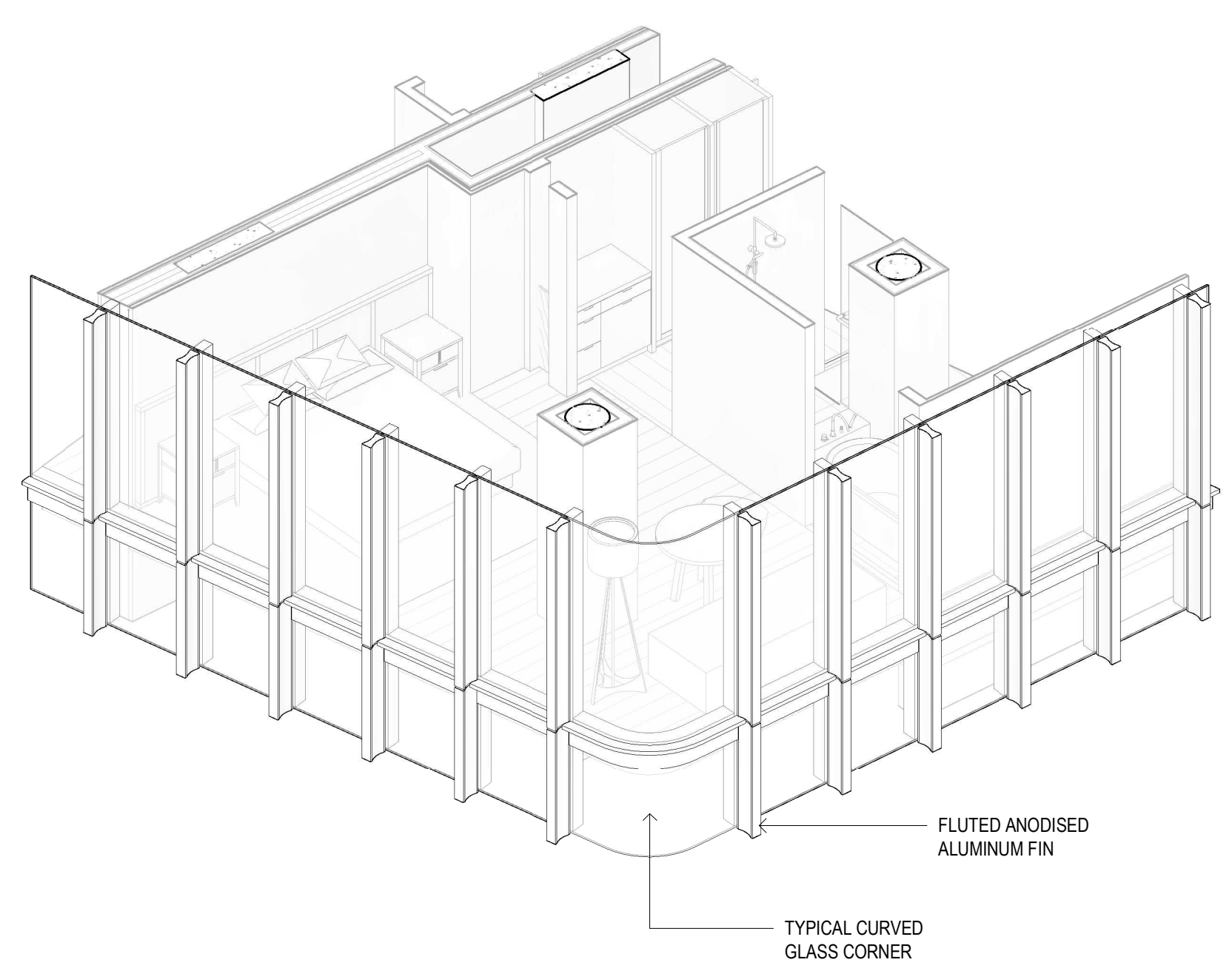
01 ELEVATION
1 : 20



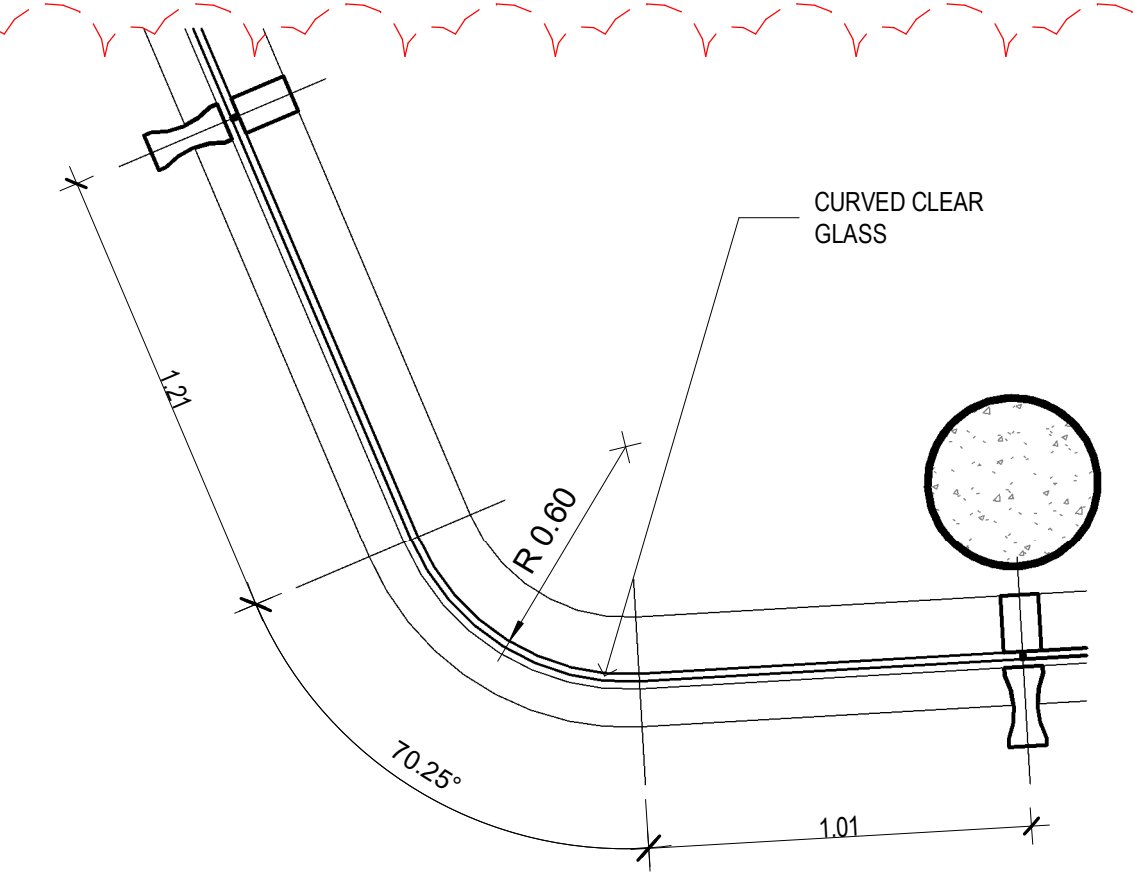
03 SECTION
1 : 20



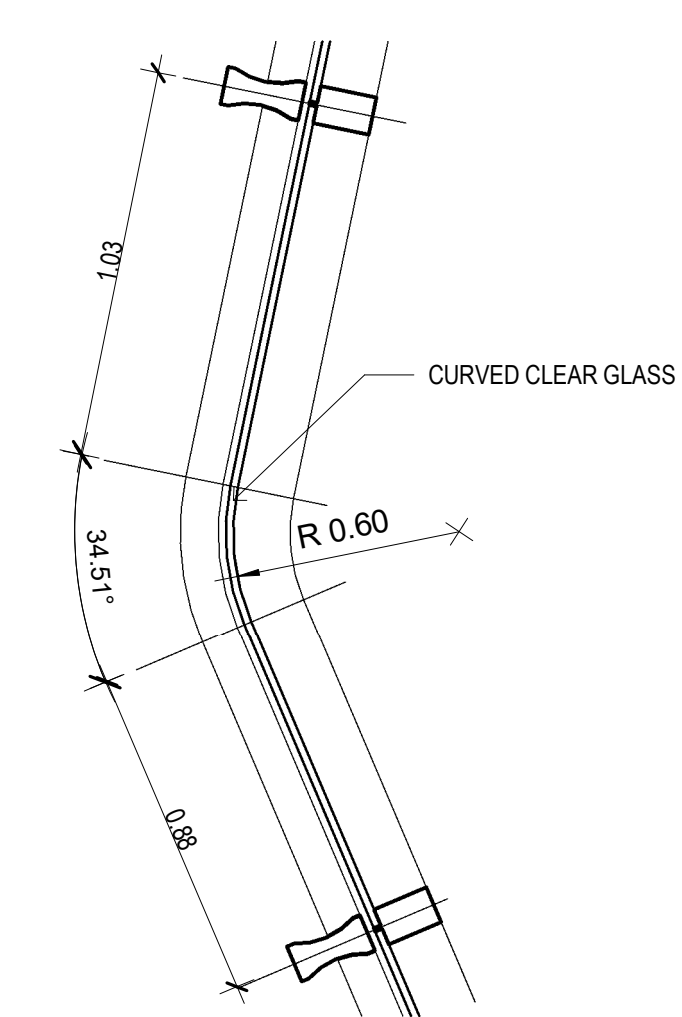
02 PLAN
1 : 20



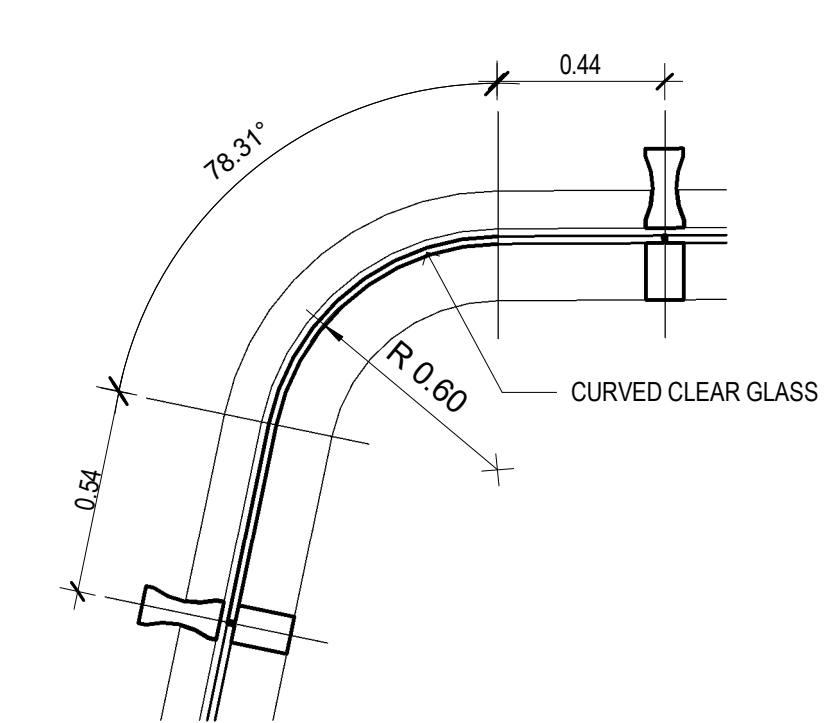
04 3D VIEW



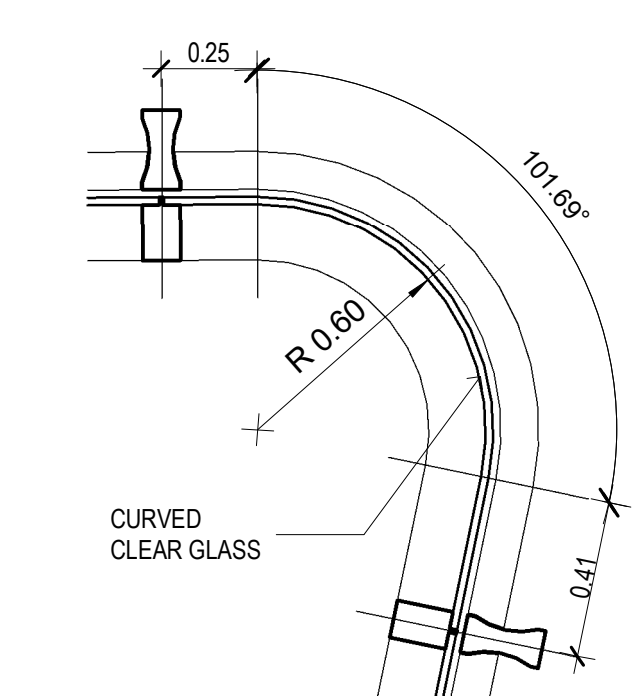
05 CURVED BAY SOUTH WEST 1
1 : 20



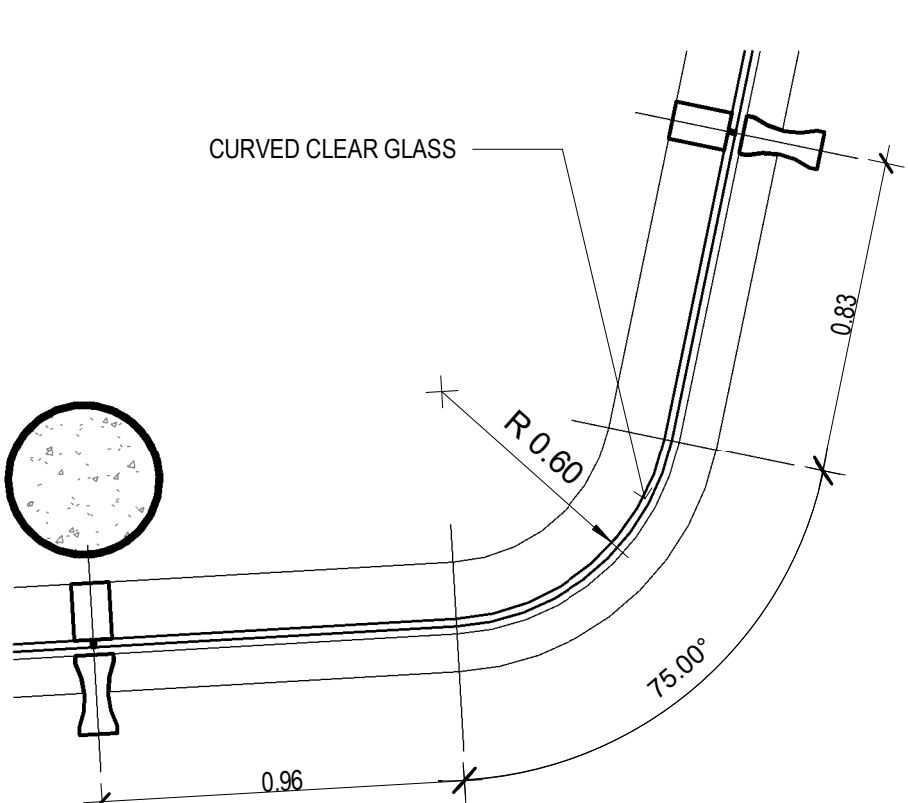
06 CURVED BAY SOUTH WEST 2
1 : 20



07 CURVED NORTH WEST
1 : 20



08 CURVED NORTH EAST
1 : 20



09 CURVED SOUTH EAST
1 : 20

INTELLECTUAL PROPERTY
© Ridley Consolidated Group Pty Limited ("Ridley" and Make) owns the intellectual property rights and moral rights to this document in accordance with the Copyright Act 1968 (Cth).
This document may only be used by the client for the particular project and express purpose for which it has been created. Any unauthorised use of this document is an infringement of Ridley's and Make's rights and is at the user's sole risk and liability.

KEYPLAN

GENERAL ARRANGEMENT

GENERAL NOTES
1. DIMENSIONS ARE IN MILLIMETERS UNO.
2. DO NOT SCALE OFF DRAWING.
3. ALL DIMENSIONS TO BE VERIFIED ON SITE BEFORE PROCEEDING.
4. ALL DISCREPANCIES TO BE NOTIFIED IN WRITING TO RIDLEY CONSOLIDATED GROUP PTY LIMITED ("RIDLEY" AND MAKE)

02	SECTION 4.55 SUBMISSION - AMENDMENT	28.09.18
01	SECTION 4.55 SUBMISSION	19.09.18
00	DEVELOPMENT APPLICATION	17.10.16

ISSUE	DESCRIPTION	DATE
02	SECTION 4.55 SUBMISSION - AMENDMENT	28.09.18
01	SECTION 4.55 SUBMISSION	19.09.18
00	DEVELOPMENT APPLICATION	17.10.16

DESIGN ARCHITECT

make
EXECUTIVE ARCHITECT

Ridley
INTERIOR DESIGNER

B A R

CLIENT
PONTIAC LAND (AUSTRALIA) PTY. LTD.

PROJECT
SANDSTONE PRECINCT
23-39 BRIDGE STREET, SYDNEY 2000, AUSTRALIA

PROJECT NUMBER
1166

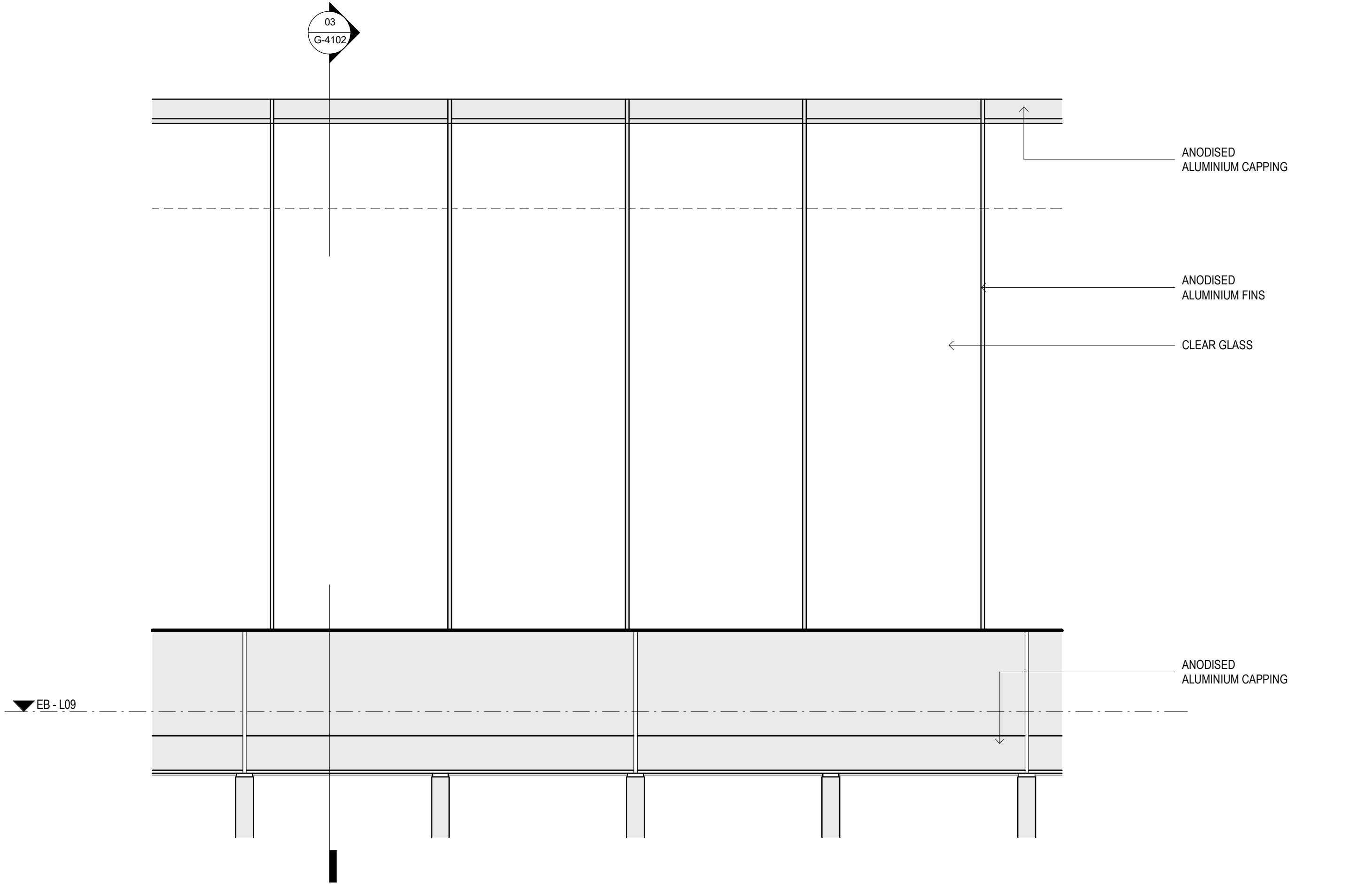
SCALE 1 : 20@B1	DRAWN SM	CHECKED TD
--------------------	-------------	---------------

STATUS
FOR APPROVAL

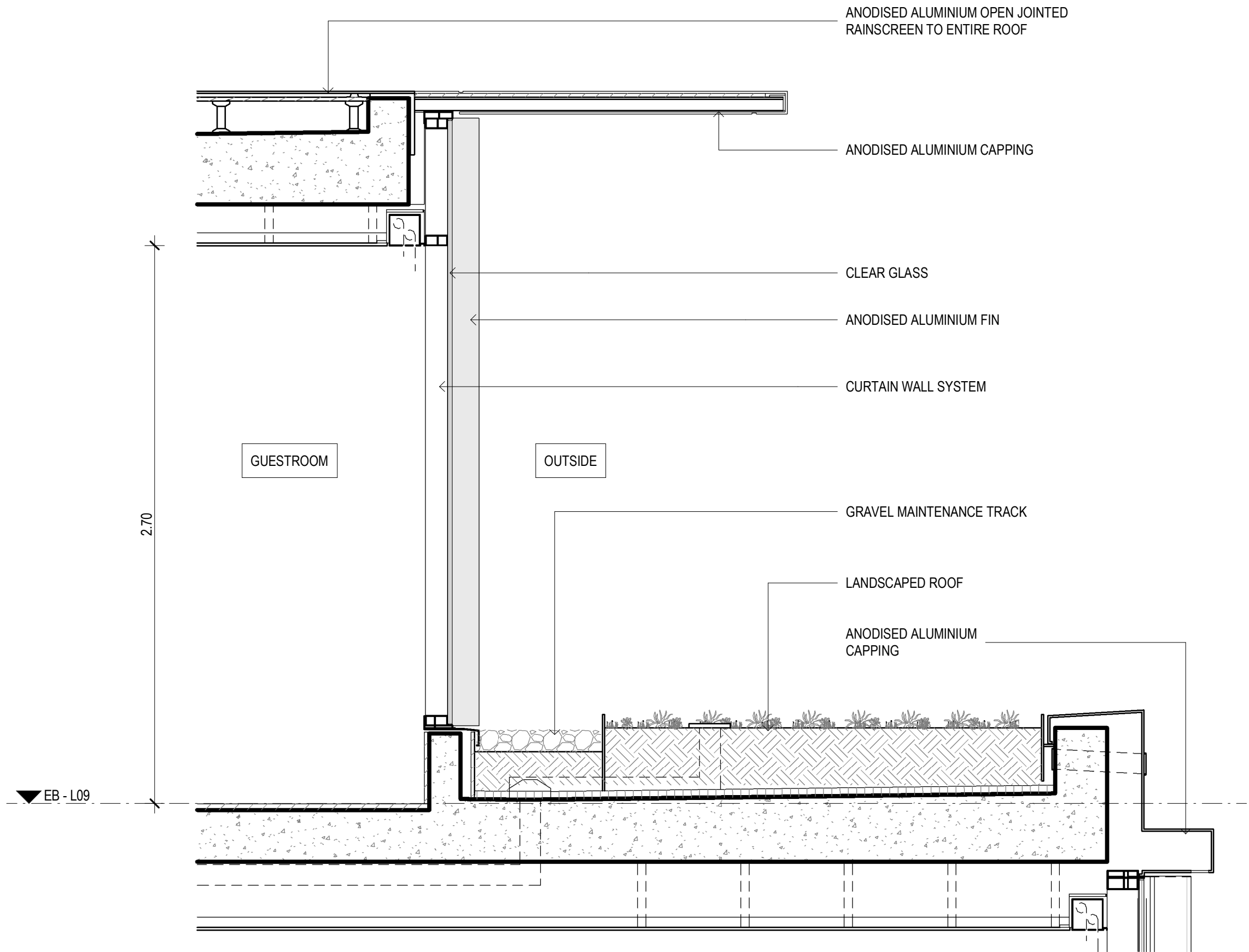
DRAWING
FACADE DETAILS

EDUCATION BUILDING - GLASS BAY

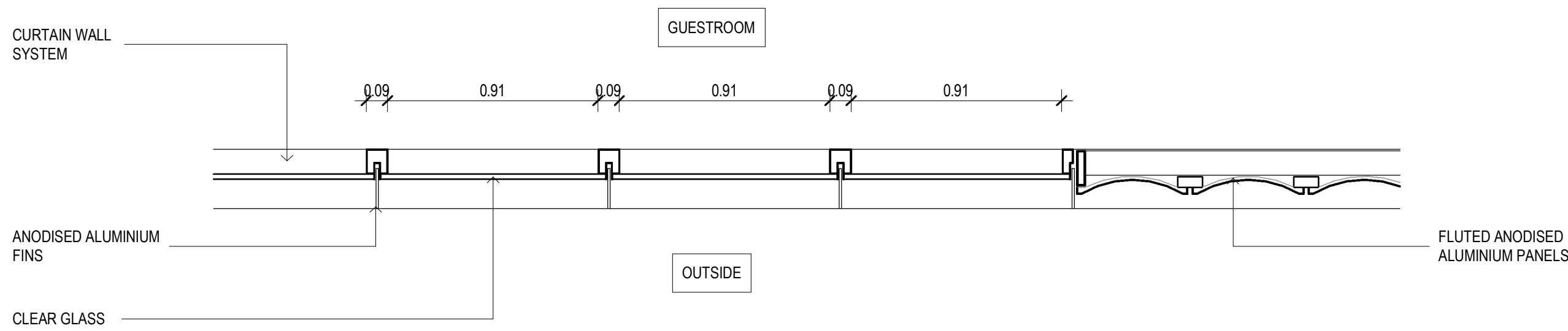
DRAWING NUMBER SP-DA-G-4100	ISSUE 02
---------------------------------------	--------------------



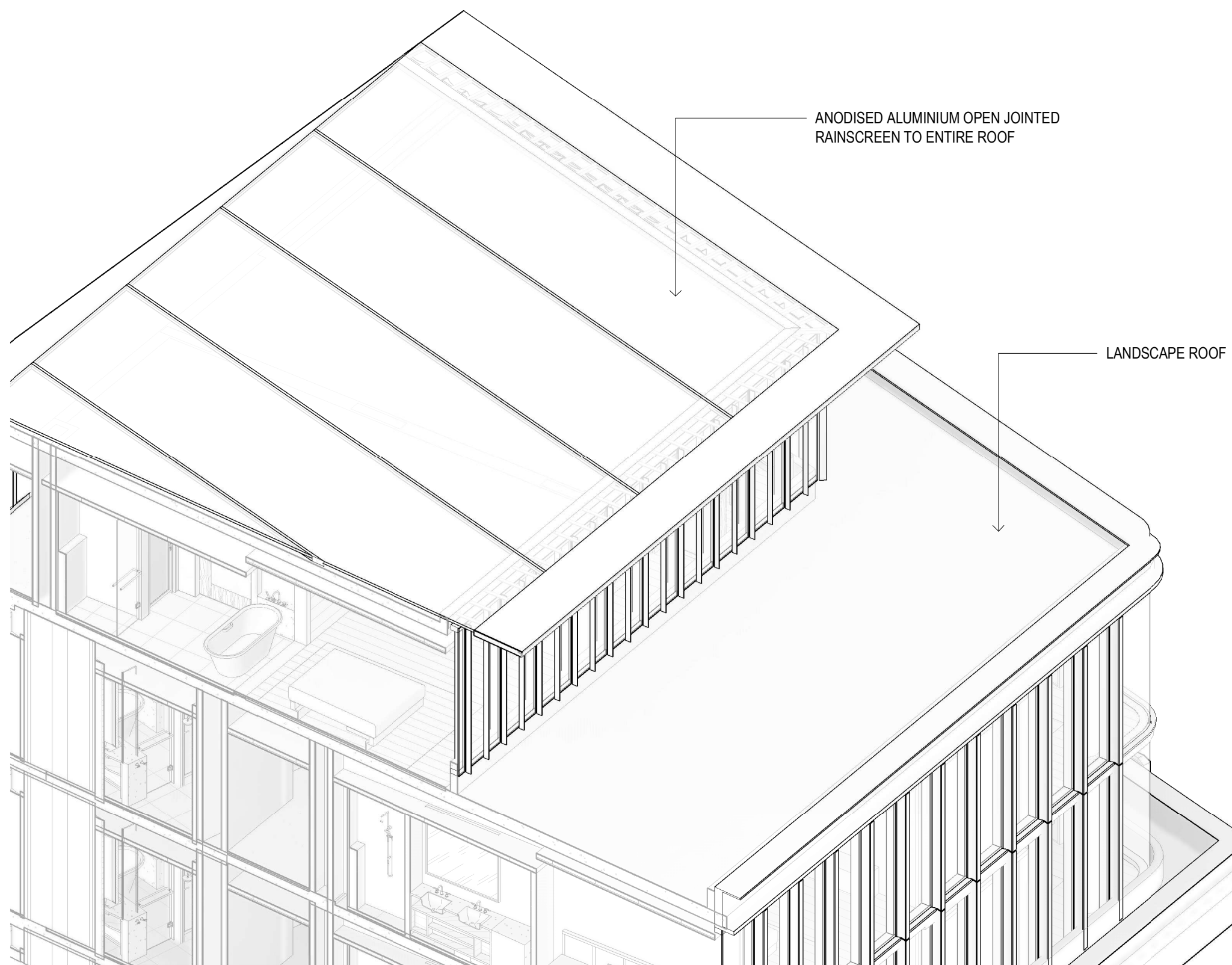
01 ELEVATION
1:20



03 SECTION
1:20



02 PLAN
1:20

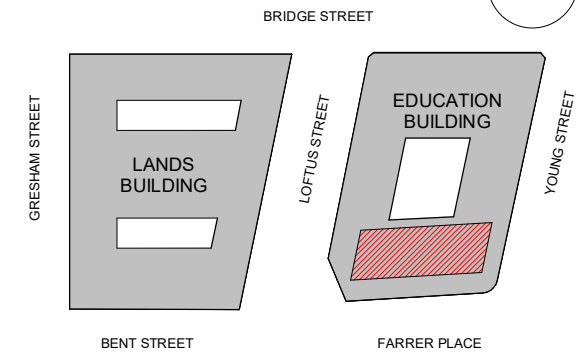


04 3D VIEW

INTELLECTUAL PROPERTY
© Ridley Consolidated Group Pty Limited ("Ridley" and Make) owns the intellectual property rights and moral rights to this document in accordance with the Copyright Act 1968 (Cth).

This document may only be used by the client for the particular project and express purpose for which it has been created. Any unauthorised use of this document is an infringement of Ridley's and Make's rights and is at the user's sole risk and liability.

KEYPLAN



GENERAL ARRANGEMENT

GENERAL NOTES

1. DIMENSIONS ARE IN MILLIMETERS UNO.
2. DO NOT SCALE OFF DRAWING.
3. ALL DIMENSIONS TO BE VERIFIED ON SITE BEFORE PROCEEDING.
4. ALL DISCREPANCIES TO BE NOTIFIED IN WRITING TO RIDLEY CONSOLIDATED GROUP PTY LIMITED ("RIDLEY" AND MAKE)

02	SECTION 4.55 SUBMISSION - AMENDMENT	28.09.18
01	SECTION 4.55 SUBMISSION	19.09.18
00	DEVELOPMENT APPLICATION	17.10.16

ISSUE	DESCRIPTION	DATE
-------	-------------	------

DESIGN ARCHITECT

make

EXECUTIVE ARCHITECT

Ridley

INTERIOR DESIGNER

B A R

CLIENT

PONTIAC LAND
(AUSTRALIA) PTY. LTD.

PROJECT

**SANDSTONE
PRECINCT**
23-39 BRIDGE STREET, SYDNEY 2000, AUSTRALIA

PROJECT NUMBER
1166

SCALE NTS@B1	DRAWN SM	CHECKED TD
-----------------	-------------	---------------

STATUS

FOR APPROVAL

DRAWING

FACADE DETAILS

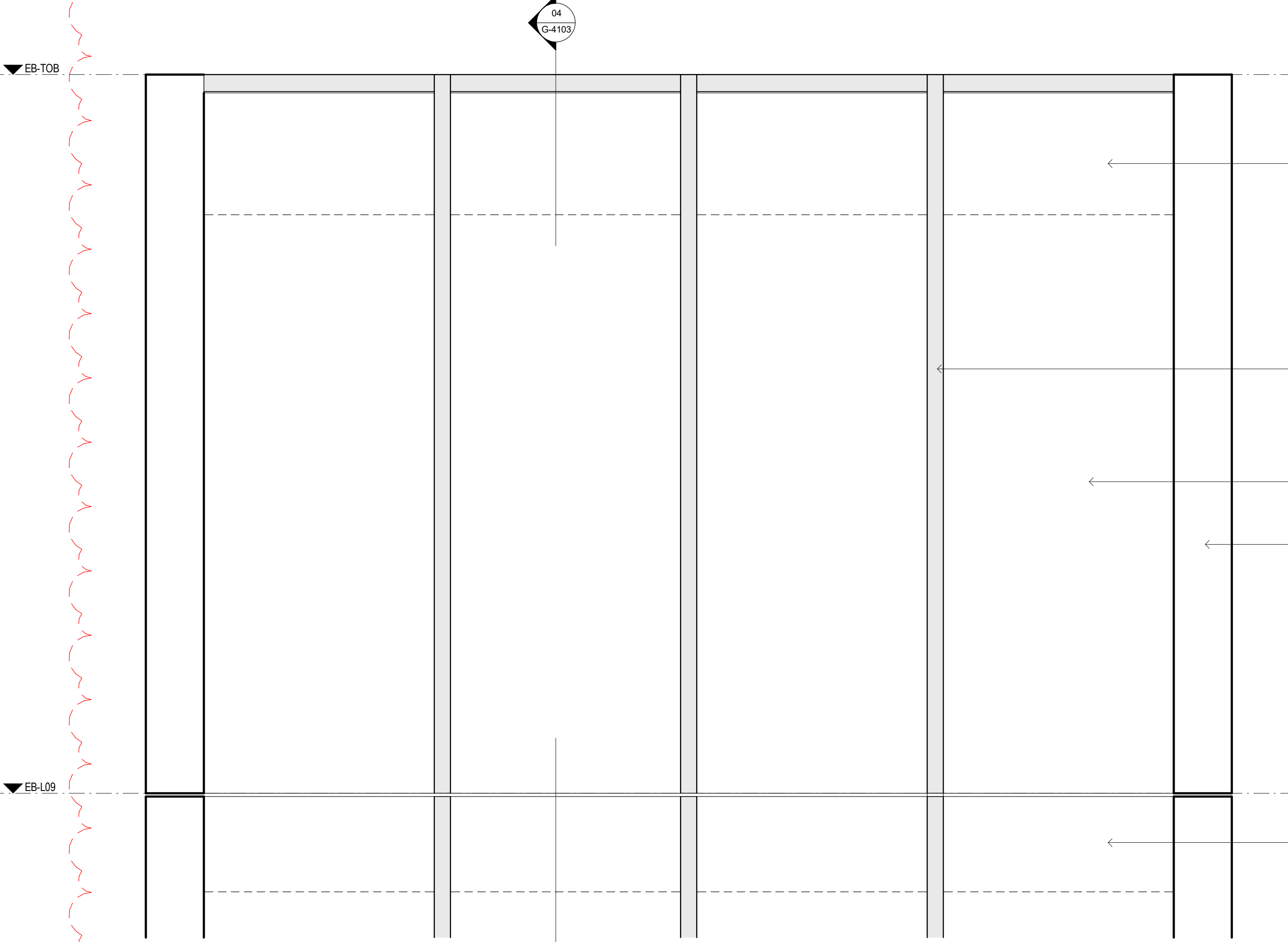
**EDUCATION BUILDING -
GARDEN VILLA**

DRAWING NUMBER


SP-DA-G-4102

ISSUE

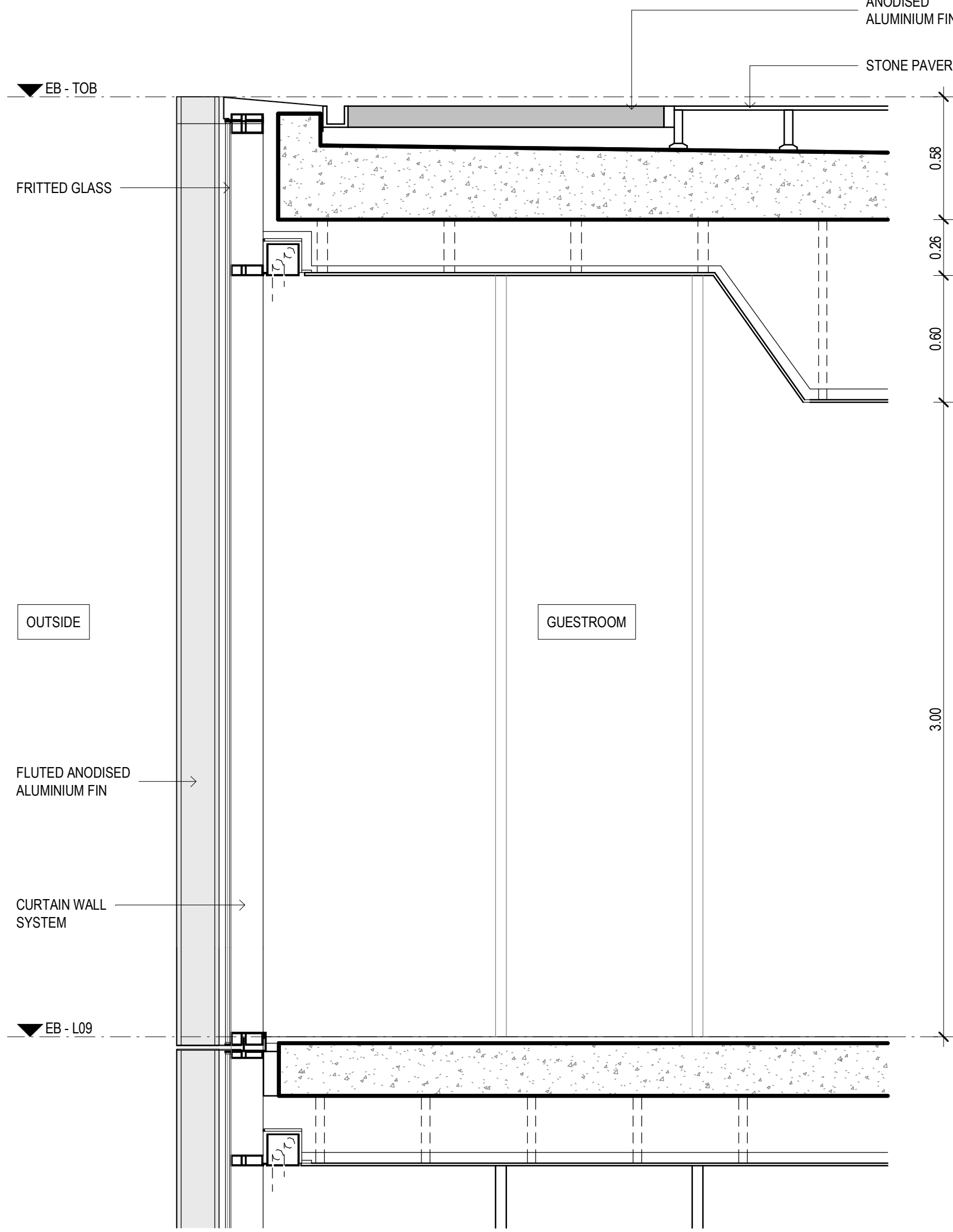
02



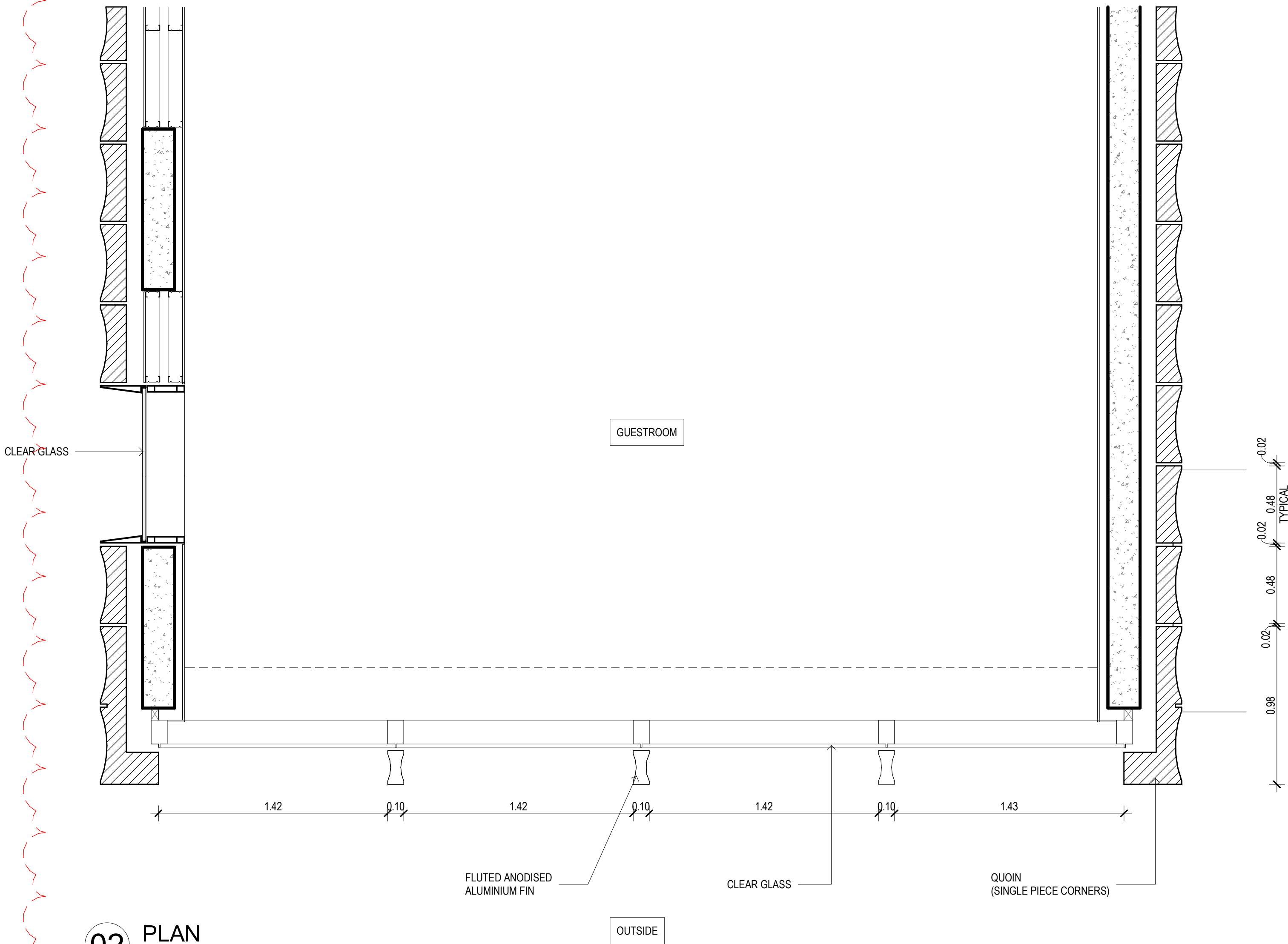
01 ELEVATION
1:20



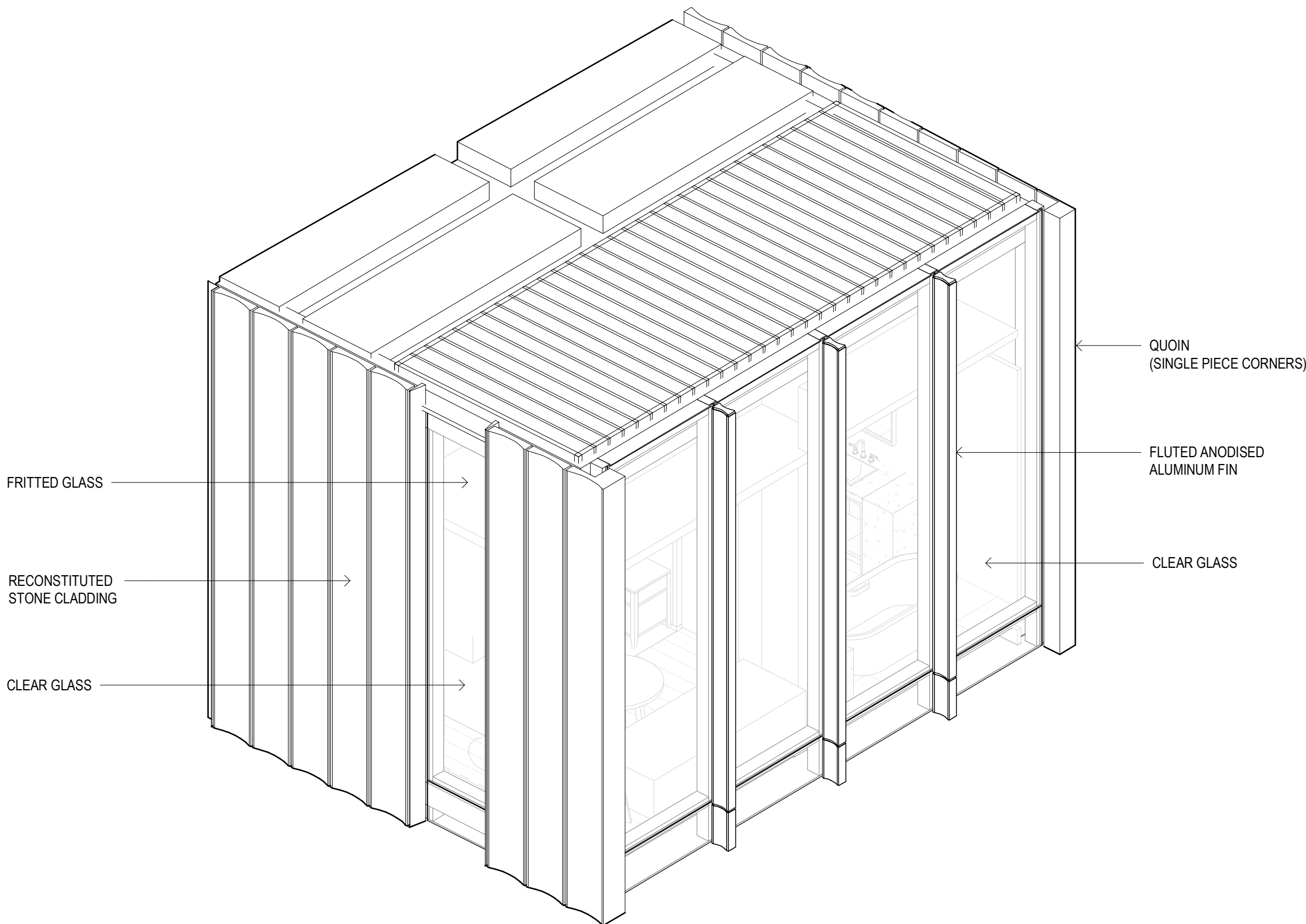
03 PARTIAL ELEVATION
1:20



04 SECTION
1:20



02 PLAN
1:20



05 3D VIEW

INTELLECTUAL PROPERTY
© Ridley Consolidated Group Pty Limited ("Ridley" and Make) owns the intellectual property rights and moral rights to this document in accordance with the Copyright Act 1968 (Cth).
This document may only be used by the client for the particular project and express purpose for which it has been created. Any unauthorised use of this document is an infringement of Ridley's and Make's rights and is at the user's sole risk and liability.

KEYPLAN

BRIDGE STREET
LANDS BUILDING
EDUCATION BUILDING
BENT STREET
FARMER PLACE
YOUNG STREET

GENERAL ARRANGEMENT

GENERAL NOTES
1. DIMENSIONS ARE IN MILLIMETERS UNO.
2. DO NOT SCALE OFF DRAWING.
3. ALL DIMENSIONS TO BE VERIFIED ON SITE BEFORE PROCEEDING.
4. ALL DISCREPANCIES TO BE NOTIFIED IN WRITING TO RIDLEY CONSOLIDATED GROUP PTY LIMITED ("RIDLEY" AND MAKE)

02	SECTION 4.55 SUBMISSION - AMENDMENT	28.09.18
01	SECTION 4.55 SUBMISSION	19.09.18
00	DEVELOPMENT APPLICATION	17.10.16

ISSUE	DESCRIPTION	DATE
-------	-------------	------

DESIGN ARCHITECT

make
EXECUTIVE ARCHITECT

Ridley
INTERIOR DESIGNER

B A R

CLIENT
PONTIAC LAND (AUSTRALIA) PTY. LTD.

PROJECT
SANDSTONE PRECINCT
23-39 BRIDGE STREET, SYDNEY 2000, AUSTRALIA

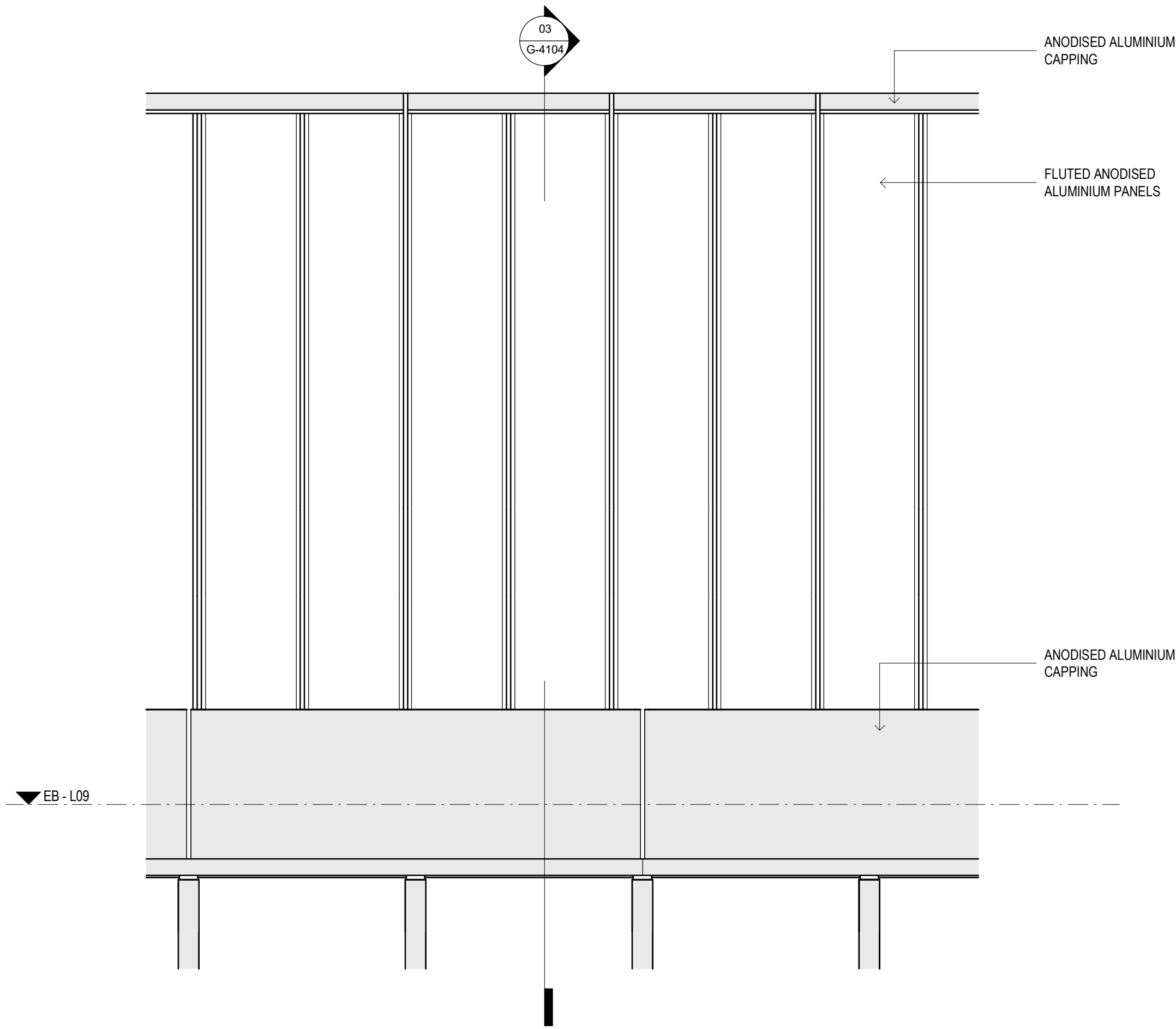
PROJECT NUMBER
1166

SCALE NTS@B1	DRAWN SM	CHECKED TD
-----------------	-------------	---------------

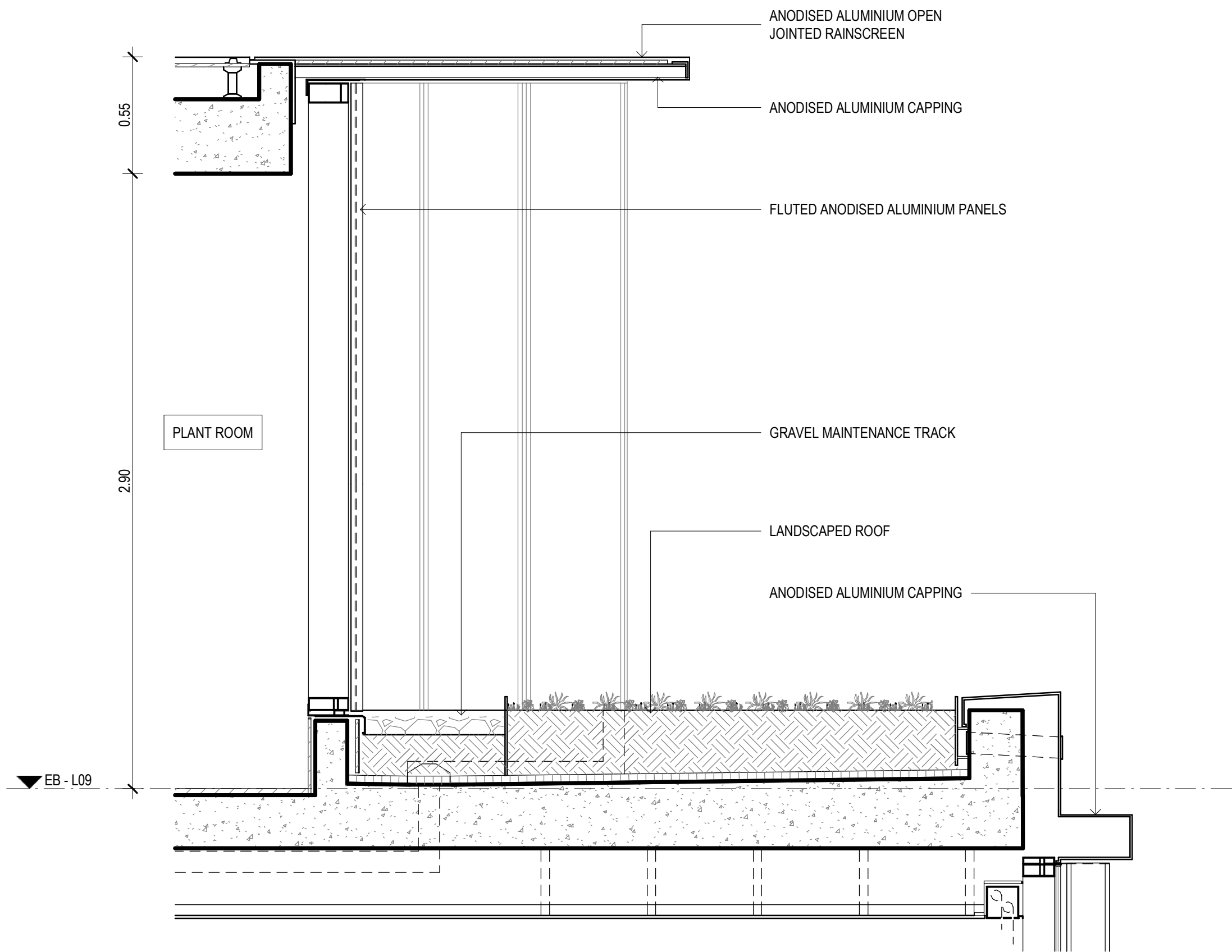
STATUS
FOR APPROVAL

DRAWING
FACADE DETAILS
EDUCATION BUILDING - EAST & WEST TOWER

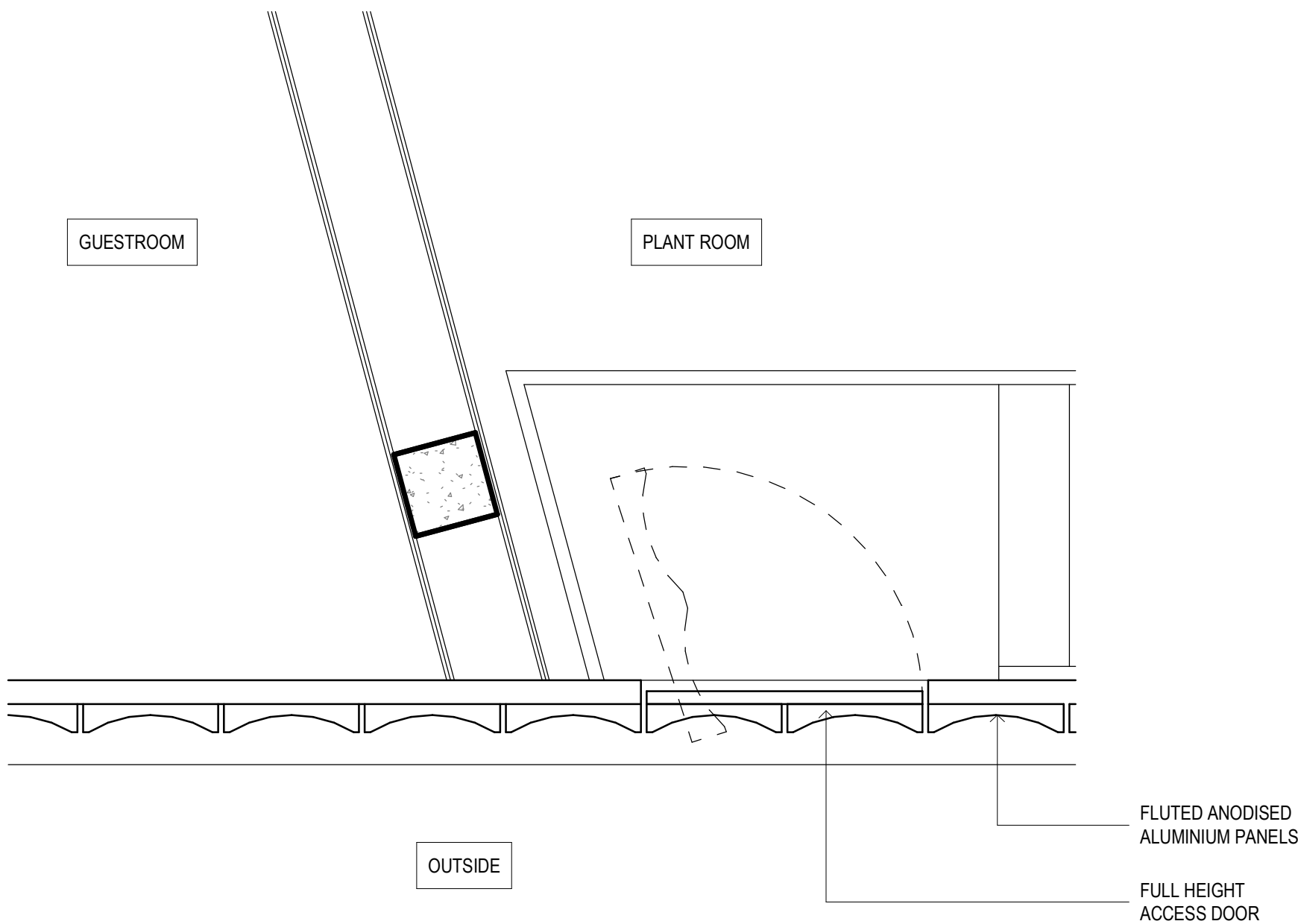
DRAWING NUMBER SP-DA-G-4103	ISSUE 02
---------------------------------------	--------------------



01 ELEVATION
1 : 20



03 SECTION
1 : 20



02 PLAN
1 : 20

INTELLECTUAL PROPERTY

© Ridley Consolidated Group Pty Limited ("Ridley" and Make) owns the intellectual property rights and moral rights to this document in accordance with the Copyright Act 1968 (Cth).

This document may only be used by the client for the particular project and express purpose for which it has been created. Any unauthorised use of this document is an infringement of Ridley's and Make's rights and is at the user's sole risk and liability.

KEYPLAN

GENERAL ARRANGEMENT

GENERAL NOTES

1. DIMENSIONS ARE IN MILLIMETERS UNO.
2. DO NOT SCALE OFF DRAWING.
3. ALL DIMENSIONS TO BE VERIFIED ON SITE BEFORE PROCEEDING.
4. ALL DISCREPANCIES TO BE NOTIFIED IN WRITING TO RIDLEY CONSOLIDATED GROUP PTY LIMITED ("RIDLEY" AND MAKE)

01	SECTION 4.55 SUBMISSION -	28.09.18
AMENDMENT		
00	SECTION 4.55 SUBMISSION	19.09.18

ISSUE	DESCRIPTION	DATE
DESIGN ARCHITECT		

make

EXECUTIVE ARCHITECT

Ridley

INTERIOR DESIGNER

B A R

CLIENT

PONTIAC LAND
(AUSTRALIA) PTY. LTD.

PROJECT

**SANDSTONE
PRECINCT**

23-39 BRIDGE STREET, SYDNEY 2000, AUSTRALIA

PROJECT NUMBER

1166

SCALE	DRAWN	CHECKED
1 : 20@B1	SM	TD

STATUS

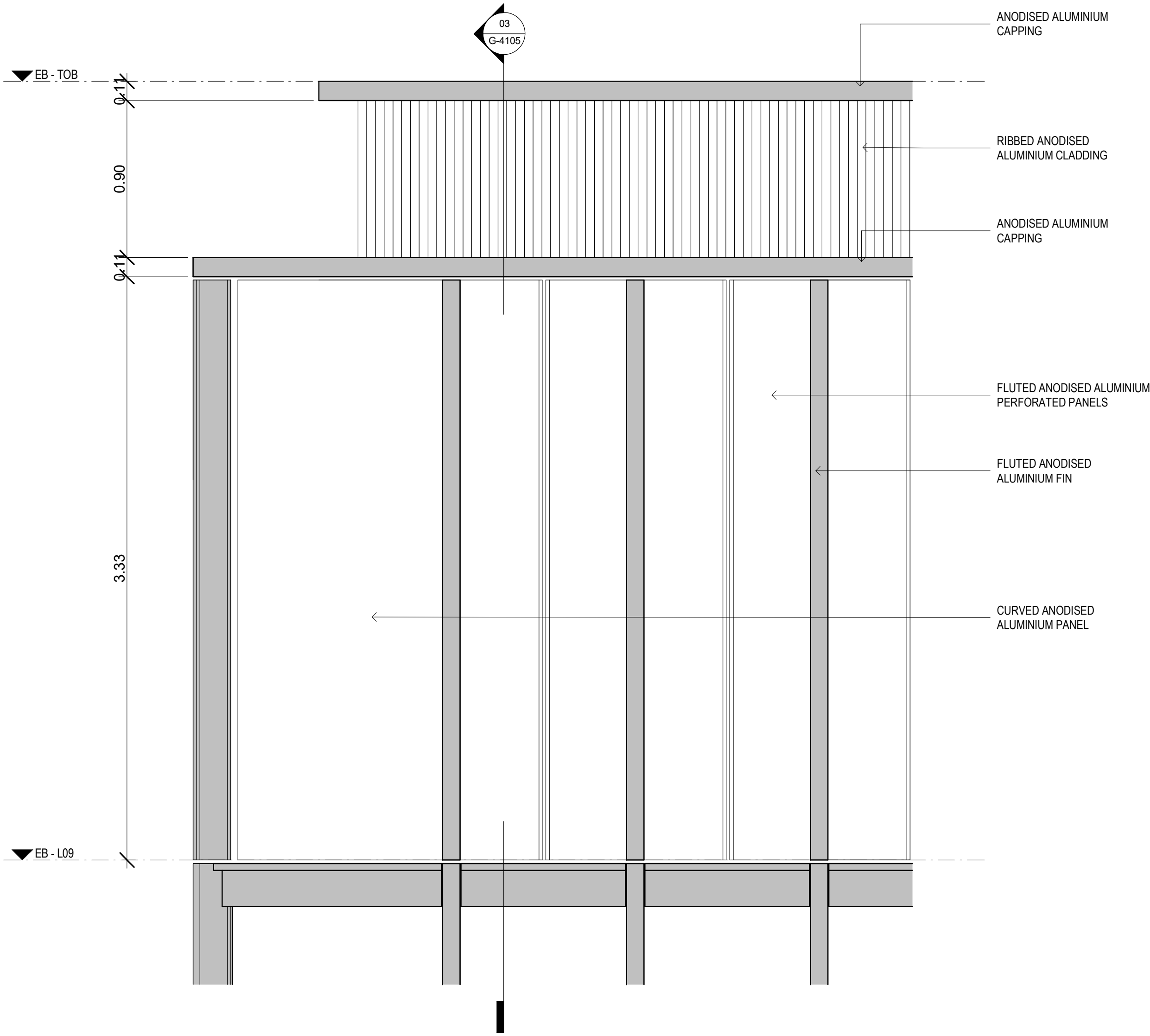
FOR APPROVAL

DRAWING

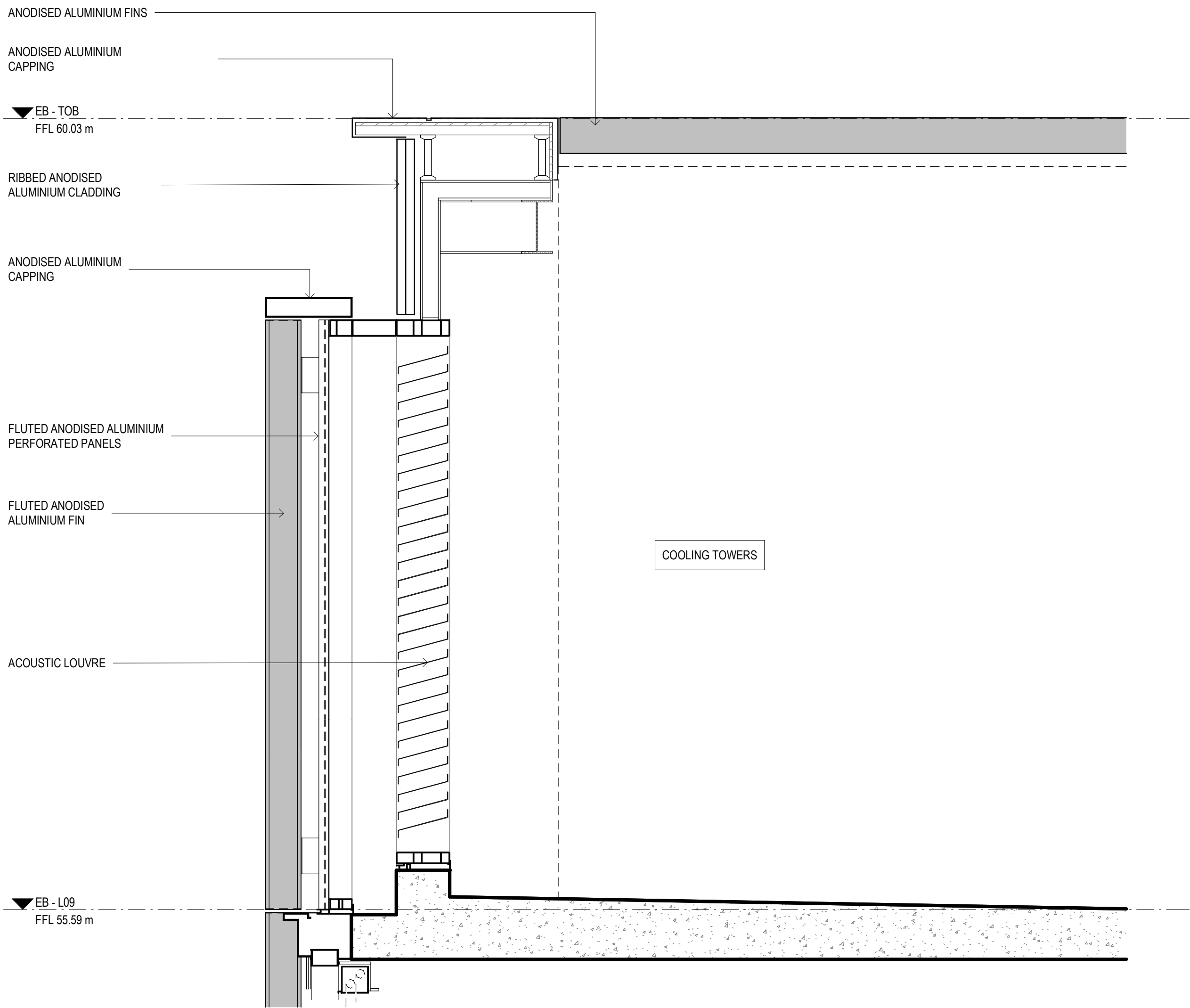
FACADE DETAILS

**EDUCATION BUILDING -
LEVEL 9 INFILL CLADDING**

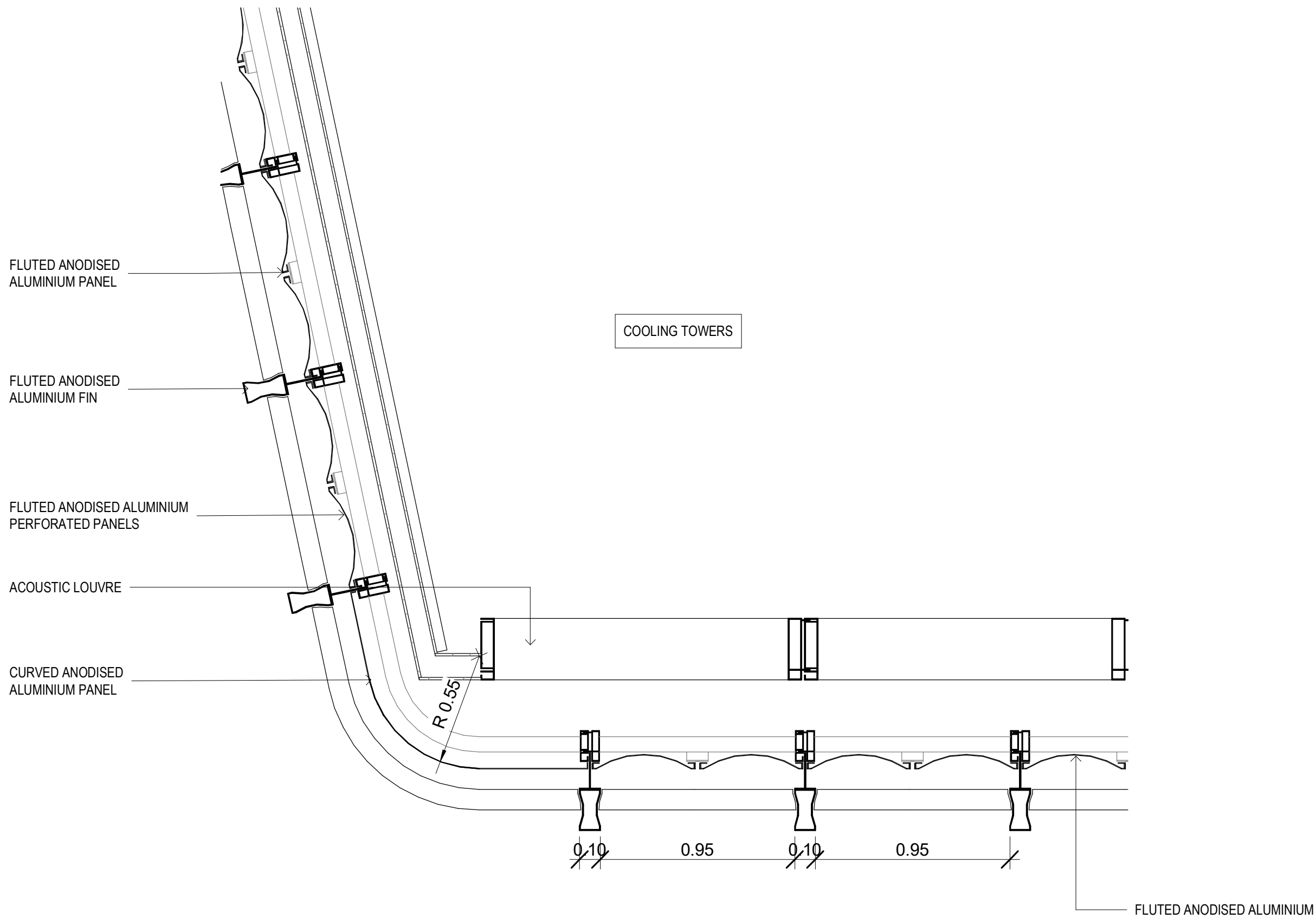
DRAWING NUMBER	ISSUE
SP-DA-G-4104	01



01 ELEVATION
1 : 20



03 SECTION
1 : 20



02 PLAN
1 : 20

INTELLECTUAL PROPERTY
© Ridley Consolidated Group Pty Limited ("Ridley" and Make) owns the intellectual property rights and moral rights to this document in accordance with the Copyright Act 1968 (Cth).
This document may only be used by the client for the particular project and express purpose for which it has been created. Any unauthorised use of this document is an infringement of Ridley's and Make's rights and is at the user's sole risk and liability.

KEYPLAN

BRIDGE STREET
BENT STREET
FARMER PLACE
YOUNG STREET
LANDS BUILDING
EDUCATION BUILDING

GENERAL ARRANGEMENT

GENERAL NOTES
1. DIMENSIONS ARE IN MILLIMETERS UNO.
2. DO NOT SCALE OFF DRAWING.
3. ALL DIMENSIONS TO BE VERIFIED ON SITE BEFORE PROCEEDING.
4. ALL DISCREPANCIES TO BE NOTIFIED IN WRITING TO RIDLEY CONSOLIDATED GROUP PTY LIMITED ("RIDLEY" AND MAKE)

01	SECTION 4.55 SUBMISSION -	28.09.18
AMENDMENT		
00	SECTION 4.55 SUBMISSION	19.09.18

ISSUE	DESCRIPTION	DATE
-------	-------------	------

DESIGN ARCHITECT

make

EXECUTIVE ARCHITECT

Ridley

INTERIOR DESIGNER

B A R

CLIENT

PONTIAC LAND
(AUSTRALIA) PTY. LTD.

PROJECT

**SANDSTONE
PRECINCT**
23-39 BRIDGE STREET, SYDNEY 2000, AUSTRALIA

PROJECT NUMBER
1166

SCALE 1 : 20@B1	DRAWN SM	CHECKED TD
--------------------	-------------	---------------

STATUS


FOR APPROVAL

DRAWING

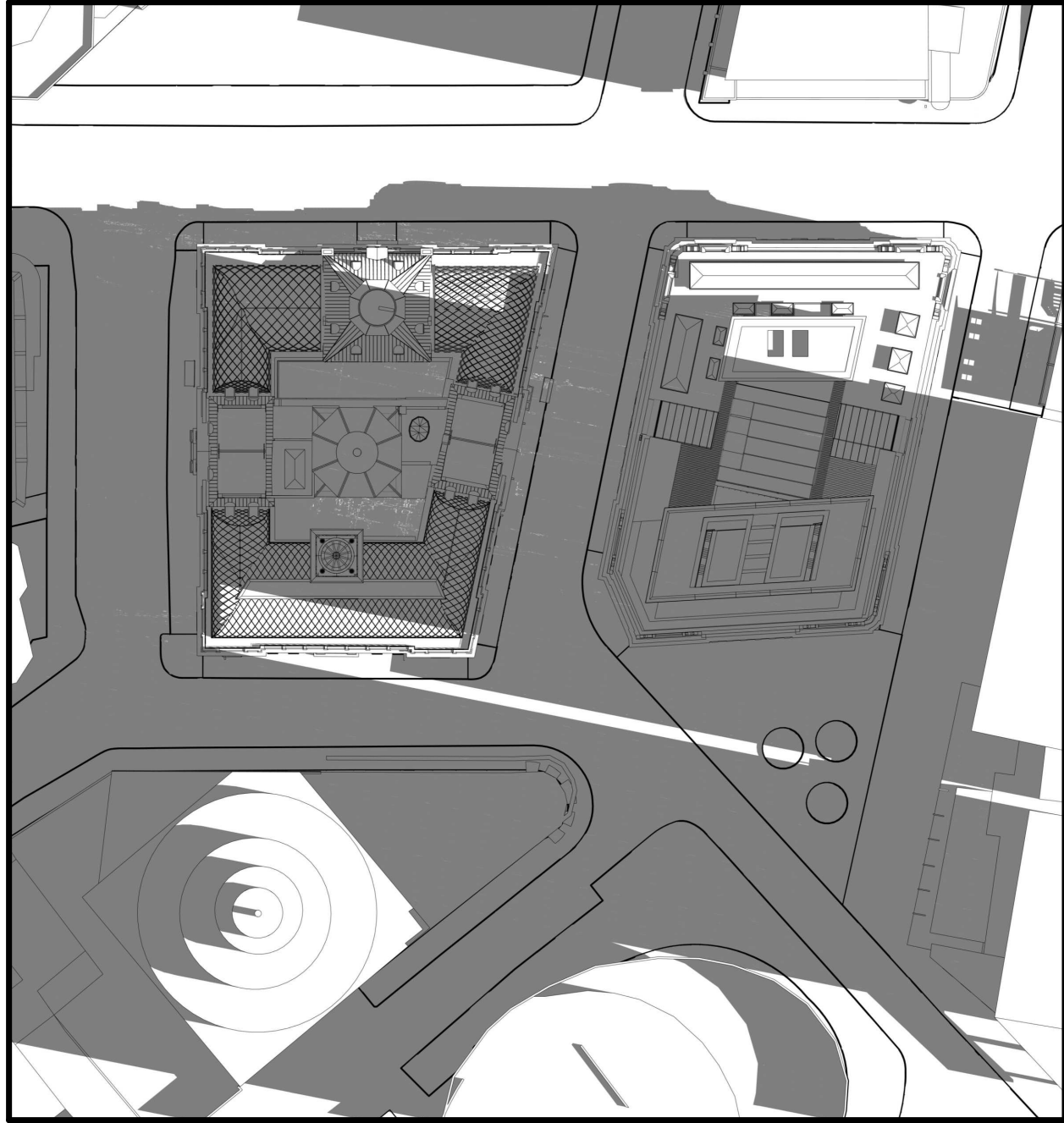
**EDUCATION BUILDING -
COOLING TOWERS**

DRAWING NUMBER SP-DA-G-4105	ISSUE 01
---------------------------------------	--------------------

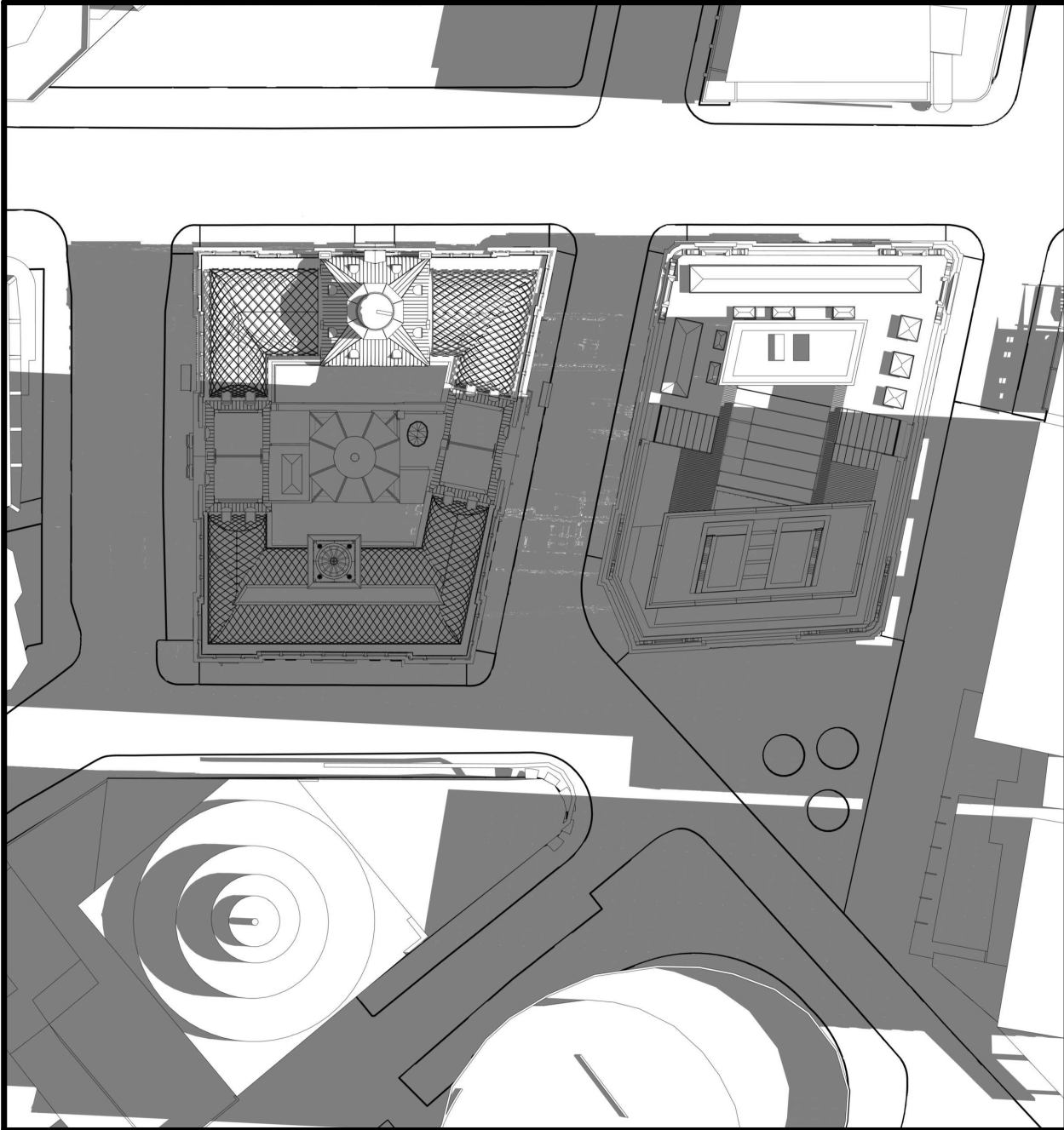
APPROVED VIEW - DEC. 21st. - 8AM



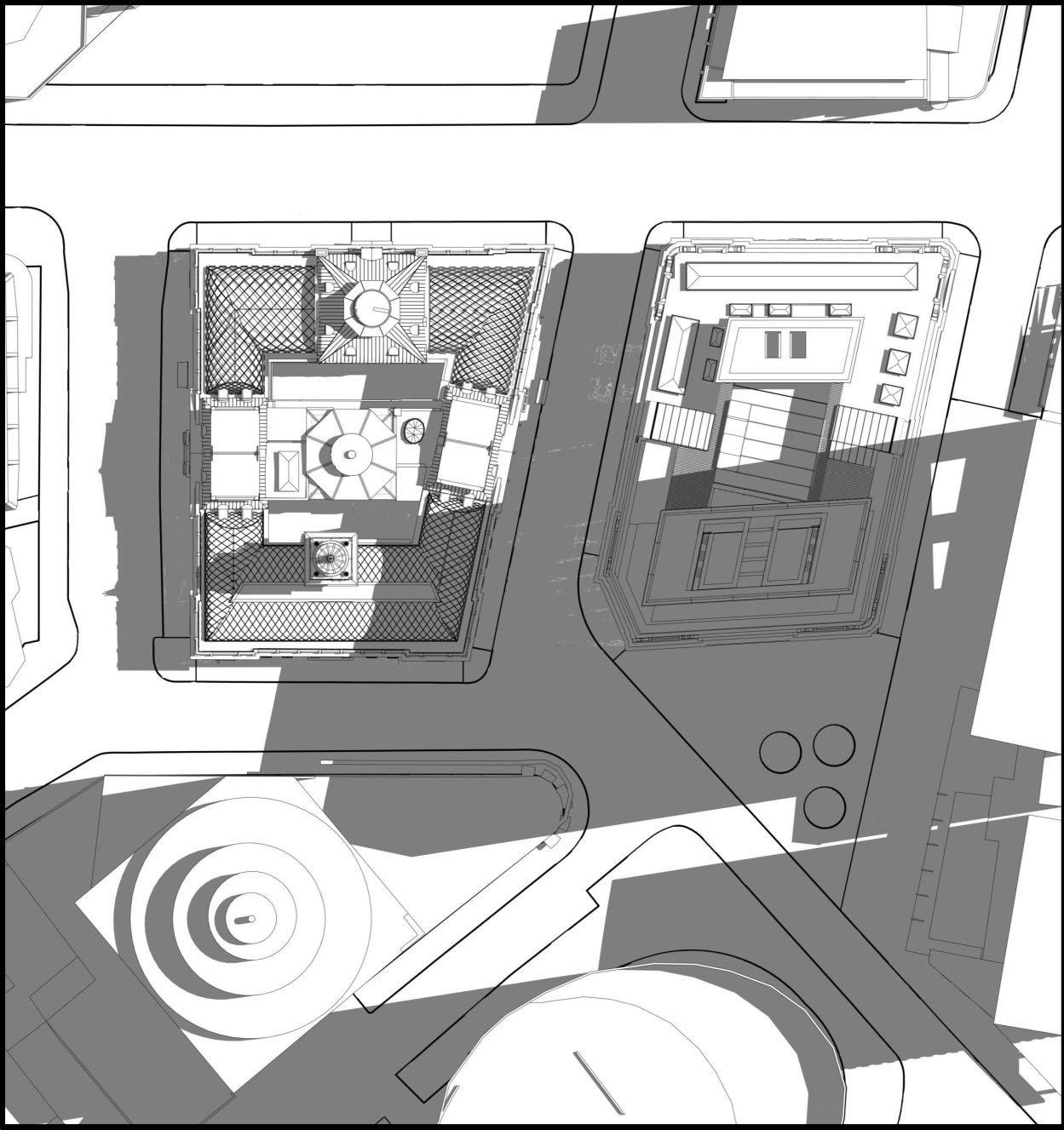
APPROVED VIEW - DEC. 21st. - 9AM




APPROVED VIEW - DEC. 21st. - 10AM




APPROVED VIEW - DEC. 21st. - 11AM




PROPOSED VIEW - DEC. 21st. - 8AM



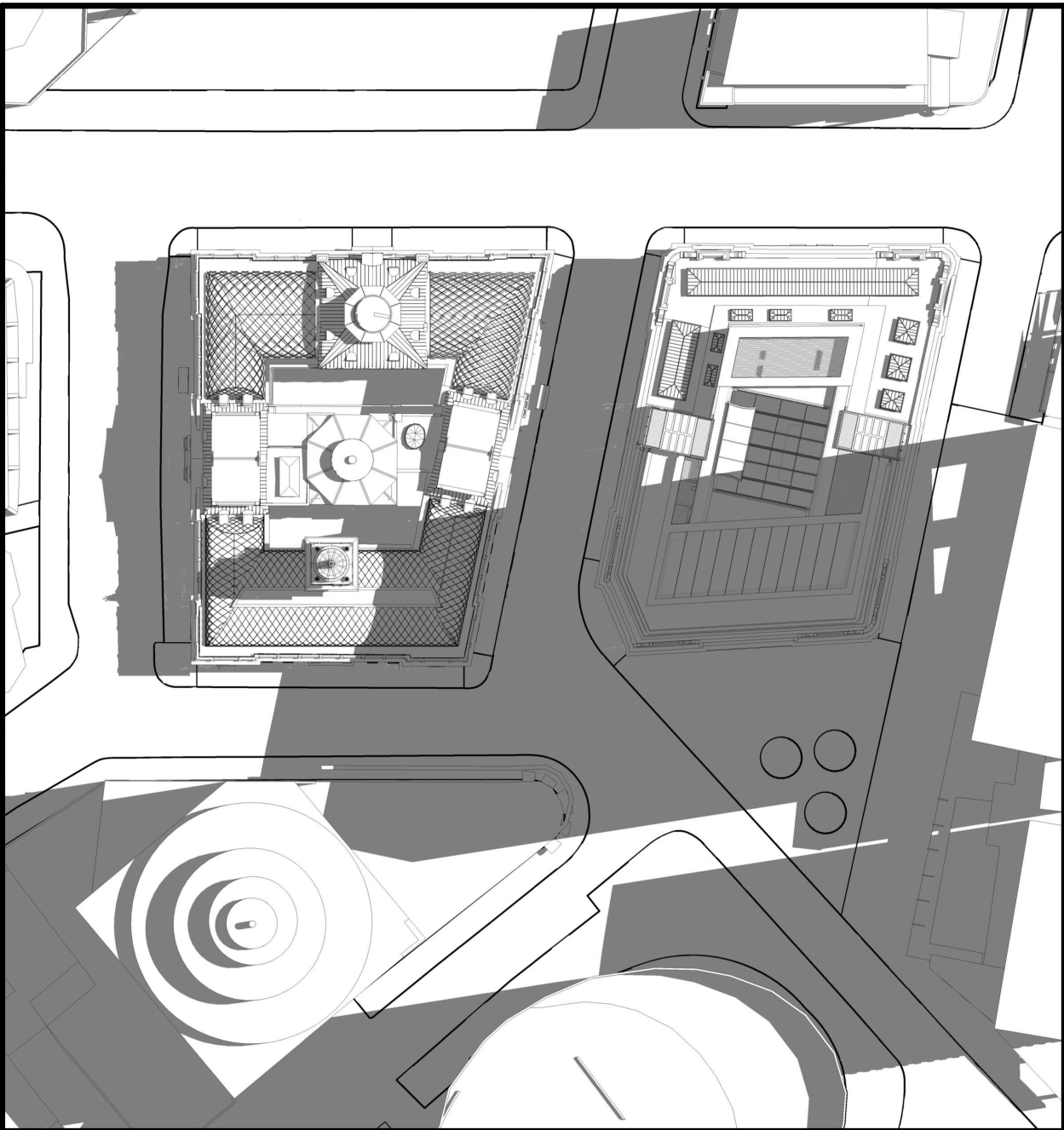
PROPOSED VIEW - DEC. 21st. - 9AM



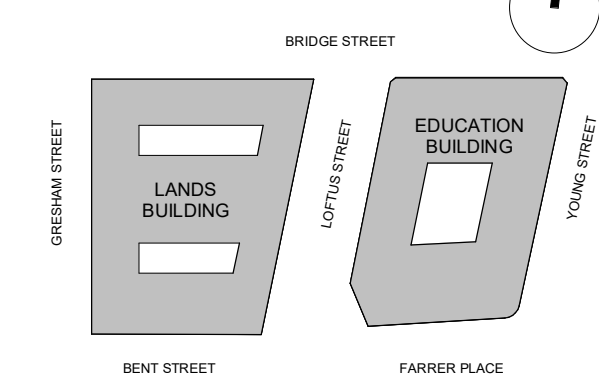
PROPOSED VIEW - DEC. 21st. - 10AM



PROPOSED VIEW - DEC. 21st. - 11AM



KEYPLAN



GENERAL ARRANGEMENT

- GENERAL NOTES
1. DIMENSIONS ARE IN MILLIMETERS UNO.
 2. DO NOT SCALE OFF DRAWING.
 3. ALL DIMENSIONS TO BE VERIFIED ON SITE BEFORE PROCEEDING.
 4. ALL DISCREPANCIES TO BE NOTIFIED IN WRITING TO RIDLEY CONSOLIDATED GROUP PTY LIMITED ("RIDLEY AND MAKE")

NOTE:
SOLAR STUDIES FOR BOTH APPROVED AND PROPOSED VIEWS ARE SHOWN WITH EASTERN DAYLIGHT SAVINGS TIME SWITCHED ON EXCEPT FOR THE MONTH OF JUNE.

ISSUE	DESCRIPTION	DATE
04	SSD 7784 CLARIFICATIONS	13.12.18
03	SSD 7784 CLARIFICATIONS	06.12.18
02	SECTION 4.55 SUBMISSION - AMENDMENT	28.09.18
01	SECTION 4.55 SUBMISSION	19.09.18
00	DEVELOPMENT APPLICATION	10.10.16

DESIGN ARCHITECT

make

EXECUTIVE ARCHITECT

Ridley

INTERIOR DESIGNER

B A R

CLIENT

PONTIAC LAND
(AUSTRALIA) PTY. LTD.

PROJECT

**SANDSTONE
PRECINCT**
23-39 BRIDGE STREET, SYDNEY 2000, AUSTRALIA

PROJECT NUMBER **1166**

SCALE NTS@B1	DRAWN BV	CHECKED CZ
-----------------	-------------	---------------

STATUS


FOR APPROVAL

DRAWING

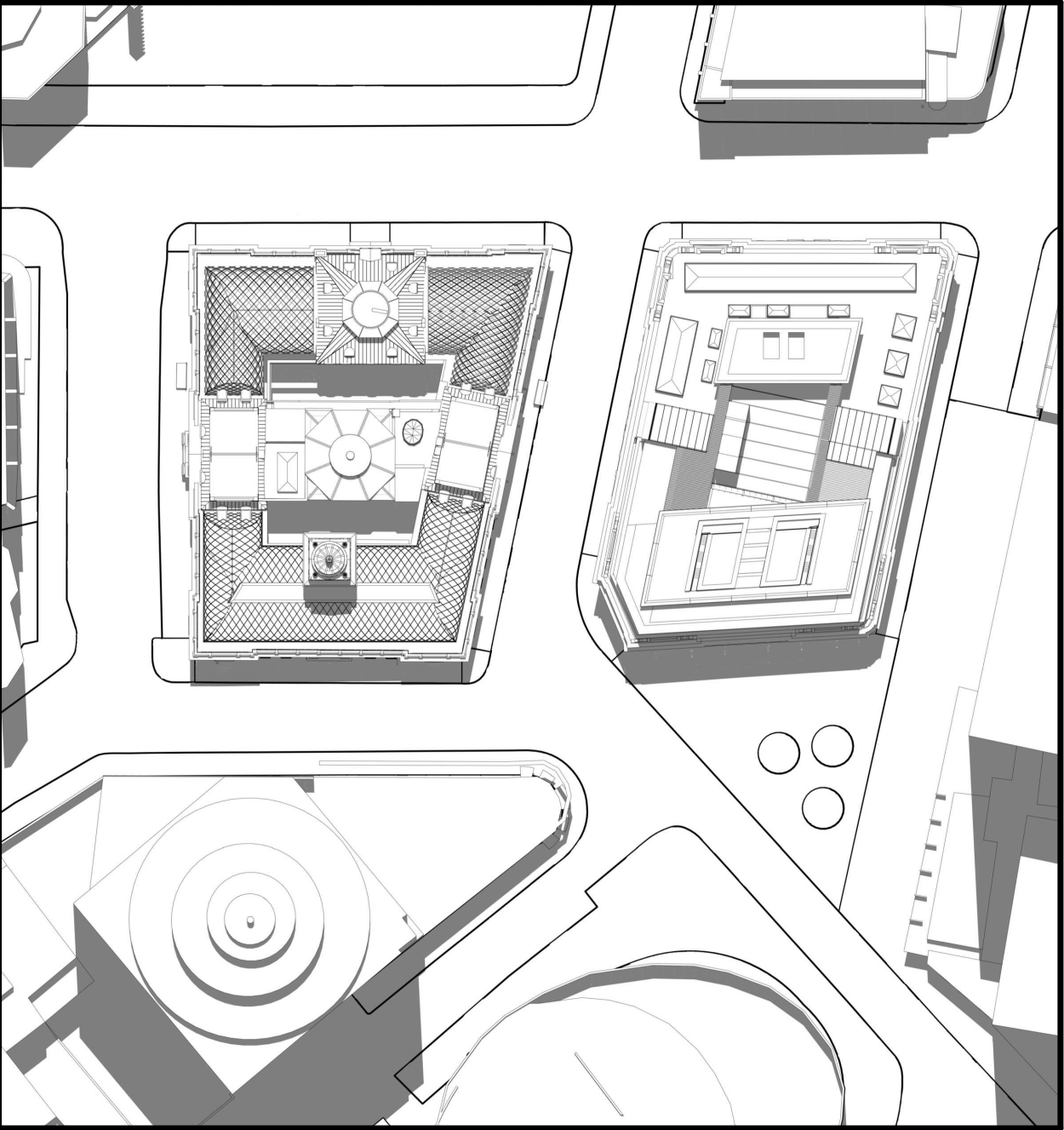
**APPROVED VS. PROPOSED
PLANS - SHADOW STUDIES**

DRAWING NUMBER SP-DA-G-5000	ISSUE 04
---------------------------------------	--------------------


APPROVED VIEW - DEC. 21st. - 12PM




APPROVED VIEW - DEC. 21st. - 1PM




APPROVED VIEW - DEC. 21st. - 2PM



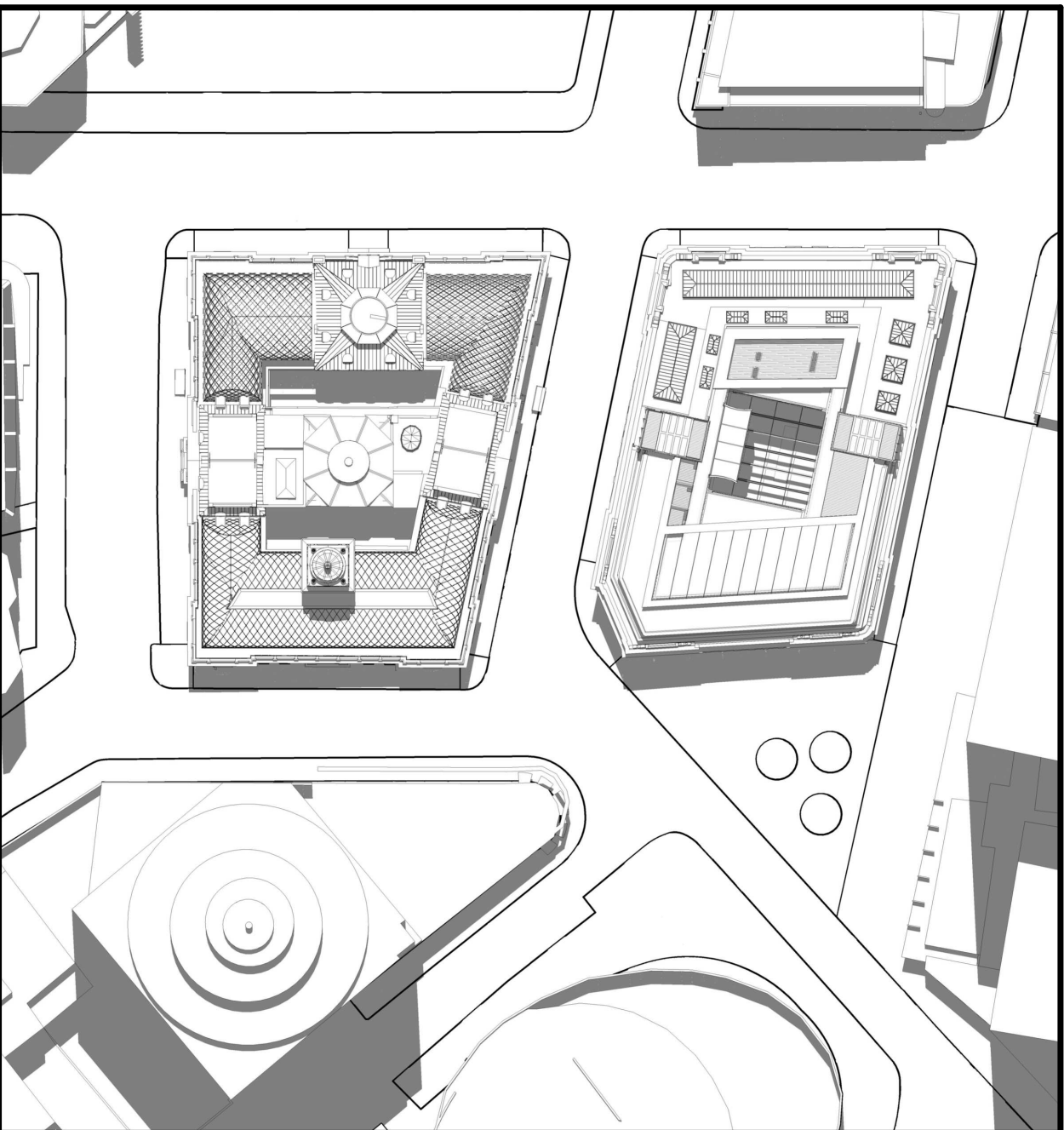
APPROVED VIEW - DEC. 21st. - 3PM




PROPOSED VIEW - DEC. 21st. - 12PM




PROPOSED VIEW - DEC. 21st. - 1PM



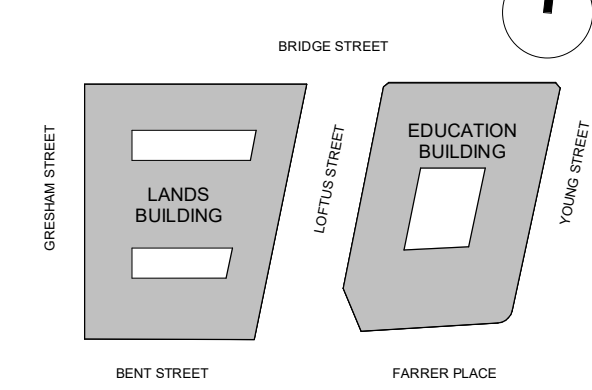
PROPOSED VIEW - DEC. 21st. - 2PM



PROPOSED VIEW - DEC. 21st. - 3PM



KEYPLAN



GENERAL ARRANGEMENT

- GENERAL NOTES
1. DIMENSIONS ARE IN MILLIMETERS UNO.
 2. DO NOT SCALE OFF DRAWING.
 3. ALL DIMENSIONS TO BE VERIFIED ON SITE BEFORE PROCEEDING.
 4. ALL DISCREPANCIES TO BE NOTIFIED IN WRITING TO RIDLEY CONSOLIDATED GROUP PTY LIMITED ("RIDLEY AND MAKE")

NOTE:
SOLAR STUDIES FOR BOTH APPROVED AND PROPOSED VIEWS ARE SHOWN WITH EASTERN DAYLIGHT SAVINGS TIME SWITCHED ON EXCEPT FOR THE MONTH OF JUNE.

01	SSD 7784 CLARIFICATIONS	13.12.18
00	SSD 7784 CLARIFICATIONS	06.12.18
ISSUE	DESCRIPTION	DATE

DESIGN ARCHITECT

make

EXECUTIVE ARCHITECT

Ridley

INTERIOR DESIGNER

B A R

CLIENT

PONTIAC LAND
(AUSTRALIA) PTY. LTD.

PROJECT

**SANDSTONE
PRECINCT**
23-39 BRIDGE STREET, SYDNEY 2000, AUSTRALIA

PROJECT NUMBER
1166

SCALE NTS@B1	DRAWN BV	CHECKED CZ
-----------------	-------------	---------------

STATUS


FOR APPROVAL

DRAWING

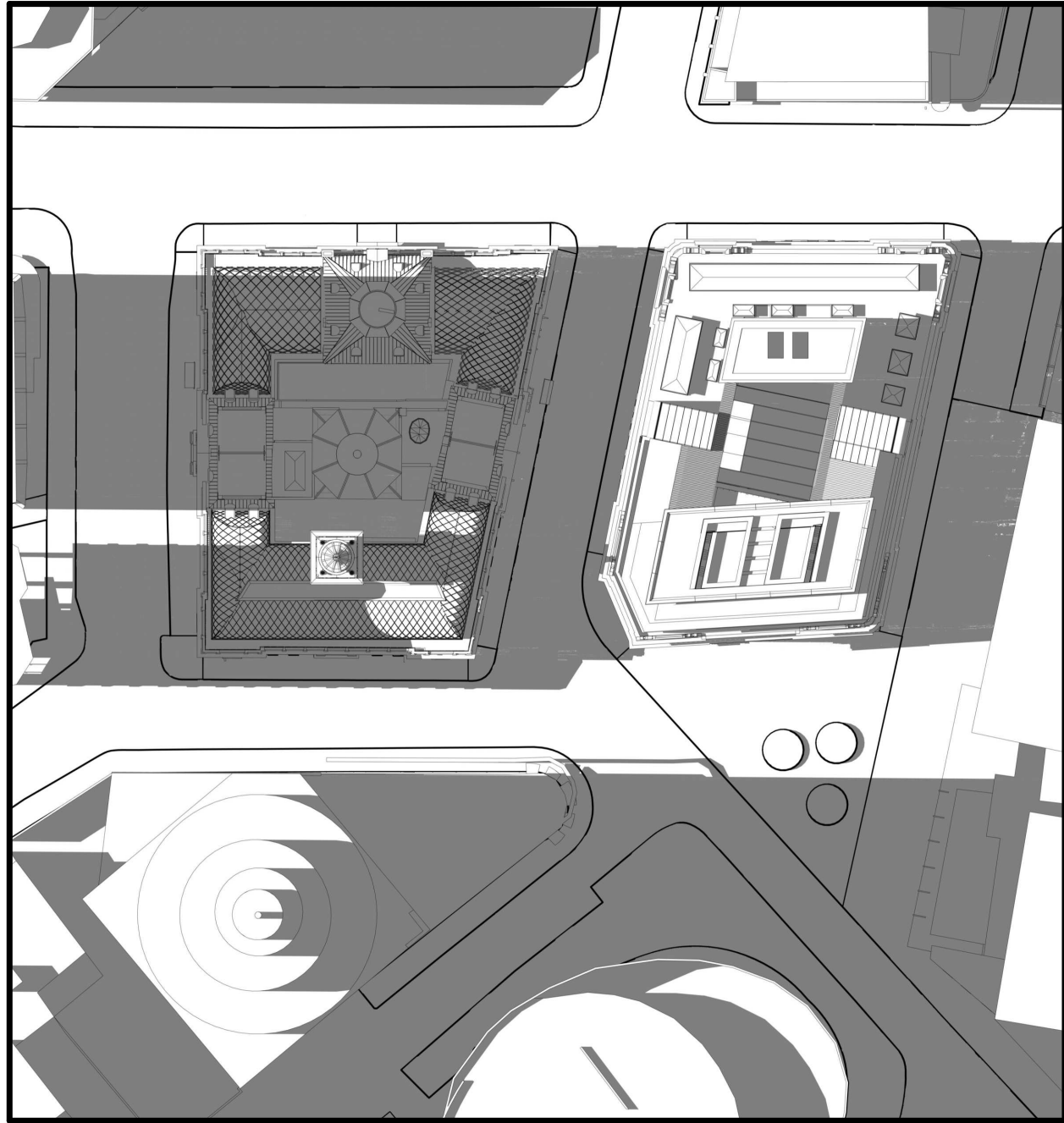
**APPROVED VS. PROPOSED
PLANS - SHADOW STUDIES**

DRAWING NUMBER	ISSUE
SP-DA-G-5001	01


APPROVED VIEW - DEC. 21st. - 4PM




APPROVED VIEW - DEC. 21st. - 5PM




APPROVED VIEW - DEC. 21st. - 6PM



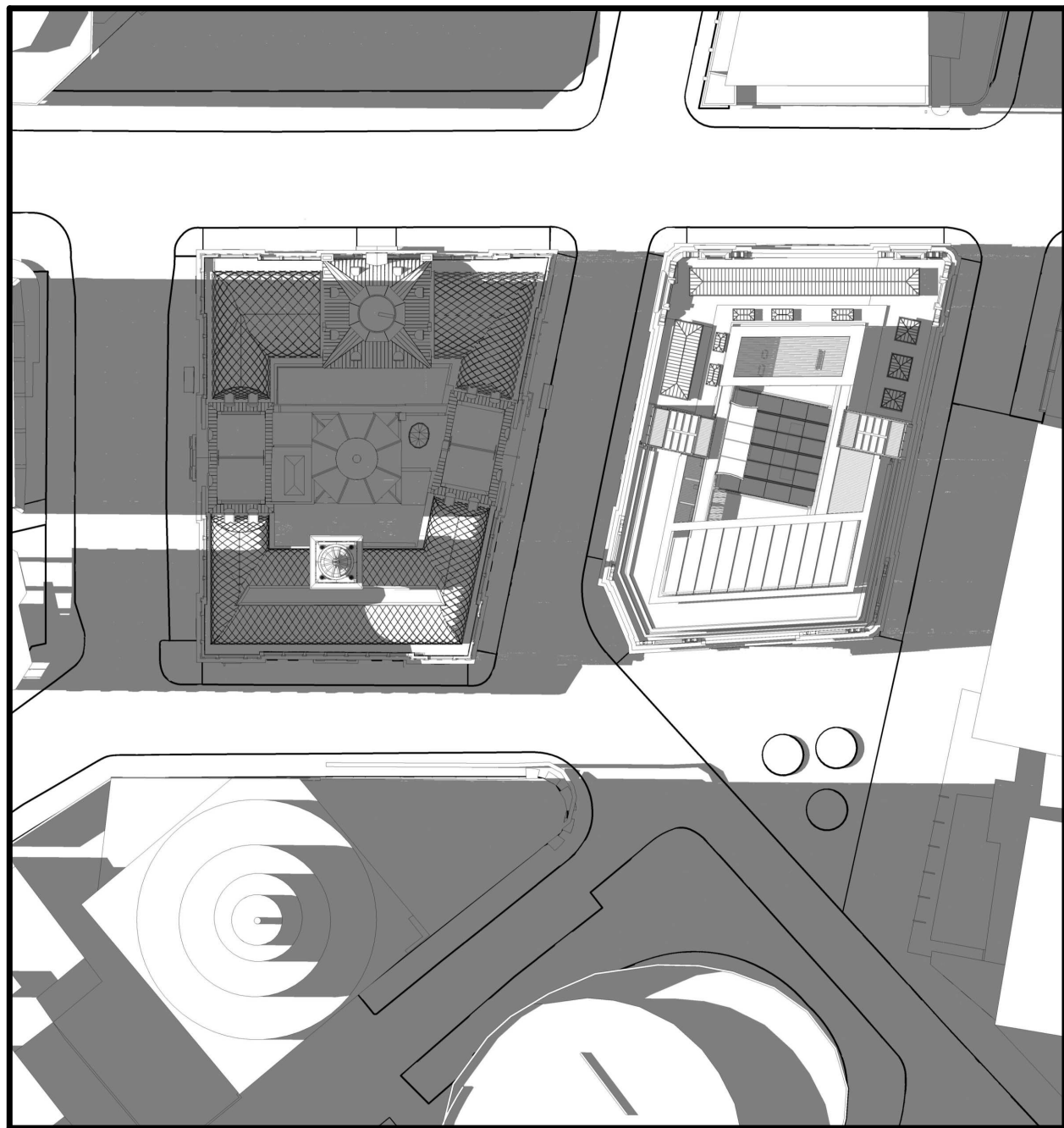
APPROVED VIEW - DEC. 21st. - 7PM




PROPOSED VIEW - DEC. 21st. - 4PM




PROPOSED VIEW - DEC. 21st. - 5PM



PROPOSED VIEW - DEC. 21st. - 6PM



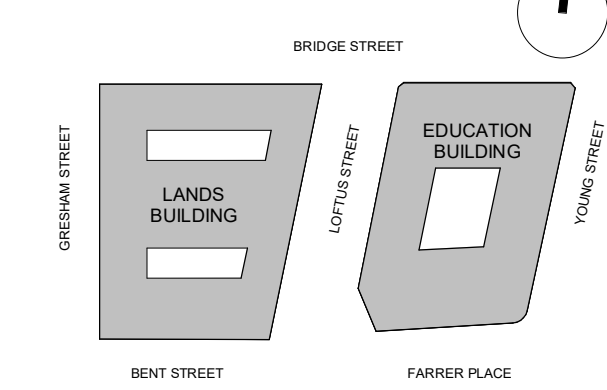
PROPOSED VIEW - DEC. 21st. - 7PM



INTELLECTUAL PROPERTY
© Ridley Consolidated Group Pty Limited ("Ridley" and "Make") owns the intellectual property rights and moral rights to this document in accordance with the Copyright Act 1968 (Cth).

This document may only be used by the client for the particular project and express purpose for which it has been created. Any unauthorised use of this document is an infringement of Ridley's and Make's rights and is at the user's sole risk and liability.

KEYPLAN



GENERAL ARRANGEMENT

GENERAL NOTES

1. DIMENSIONS ARE IN MILLIMETERS UNO.
2. DO NOT SCALE OFF DRAWING.
3. ALL DIMENSIONS TO BE VERIFIED ON SITE BEFORE PROCEEDING.
4. ALL DISCREPANCIES TO BE NOTIFIED IN WRITING TO RIDLEY CONSOLIDATED GROUP PTY LIMITED ("RIDLEY AND MAKE")

NOTE:

SOLAR STUDIES FOR BOTH APPROVED AND PROPOSED VIEWS ARE SHOWN WITH EASTERN DAYLIGHT SAVINGS TIME SWITCHED ON EXCEPT FOR THE MONTH OF JUNE.

01	SSD 7784 CLARIFICATIONS	13.12.18
00	SSD 7784 CLARIFICATIONS	06.12.18
ISSUE	DESCRIPTION	DATE

DESIGN ARCHITECT

make

EXECUTIVE ARCHITECT

Ridley

INTERIOR DESIGNER

B A R

CLIENT

PONTIAC LAND
(AUSTRALIA) PTY. LTD.

PROJECT

**SANDSTONE
PRECINCT**
23-39 BRIDGE STREET, SYDNEY 2000, AUSTRALIA

PROJECT NUMBER
1166

SCALE NTS@B1	DRAWN BV	CHECKED CZ
-----------------	-------------	---------------

STATUS

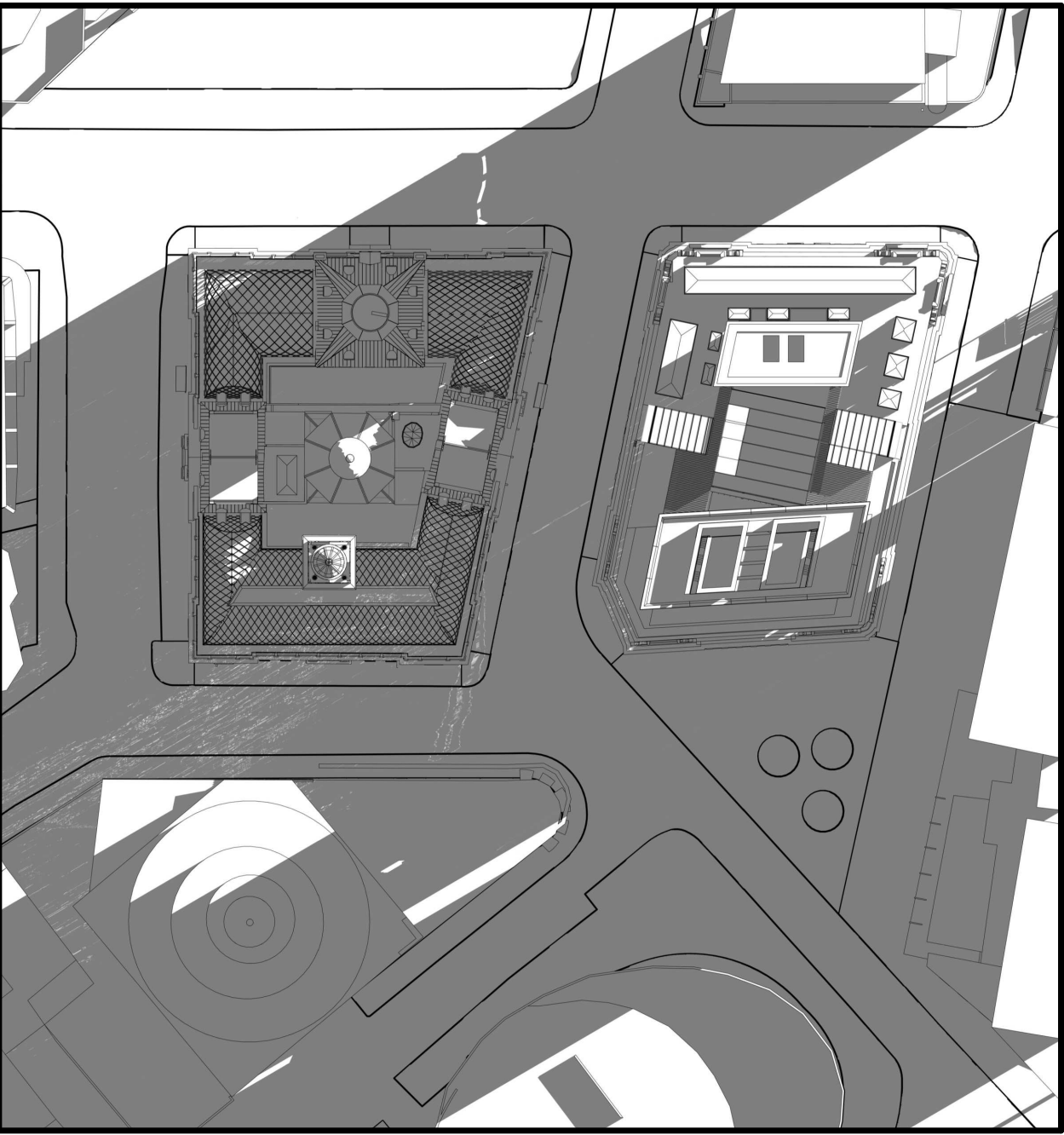
FOR APPROVAL

DRAWING


**APPROVED VS. PROPOSED
PLANS - SHADOW STUDIES**

DRAWING NUMBER SP-DA-G-5002	ISSUE 01
---------------------------------------	--------------------

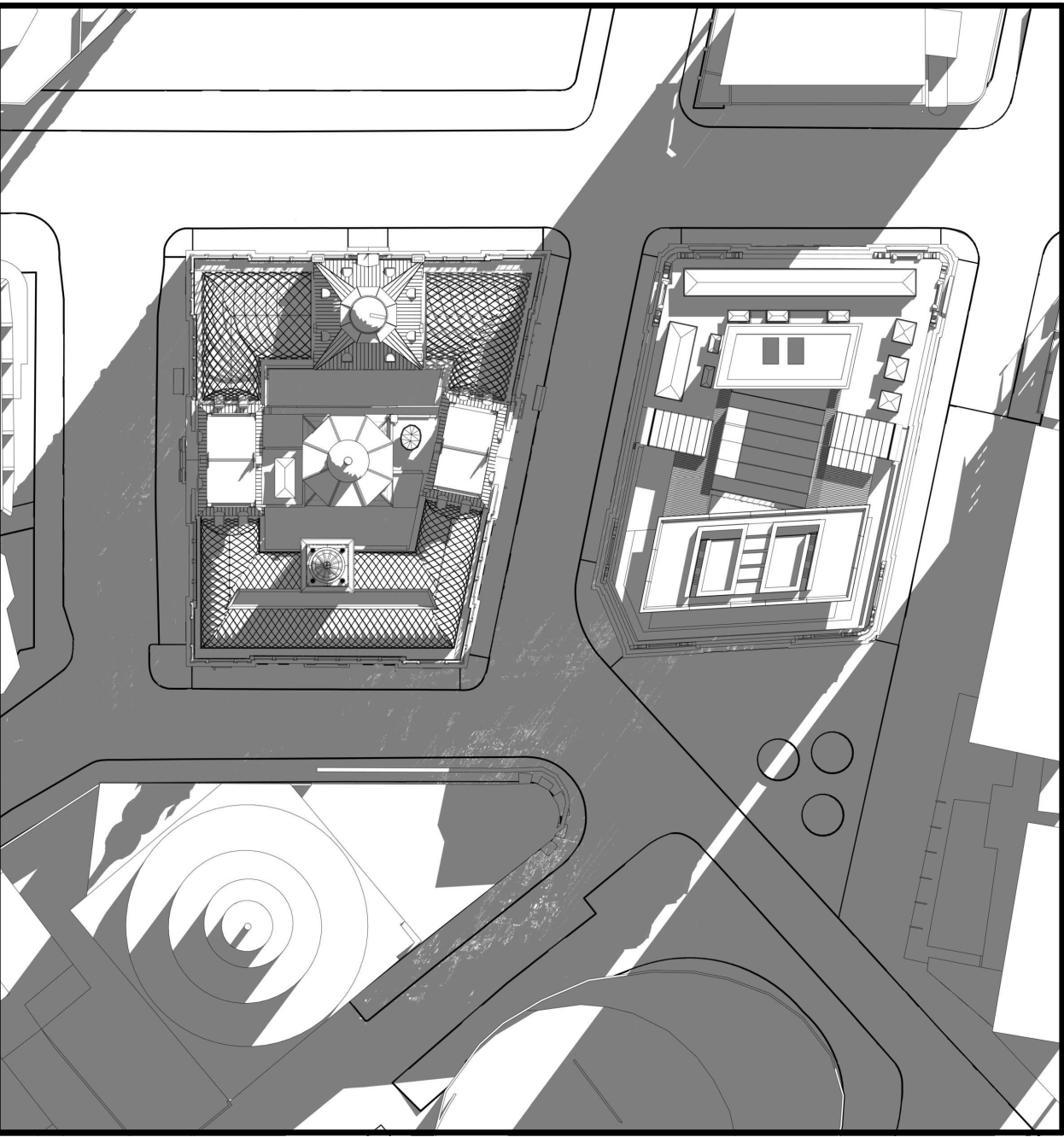
APPROVED VIEW - JUN. 21st. - 8AM



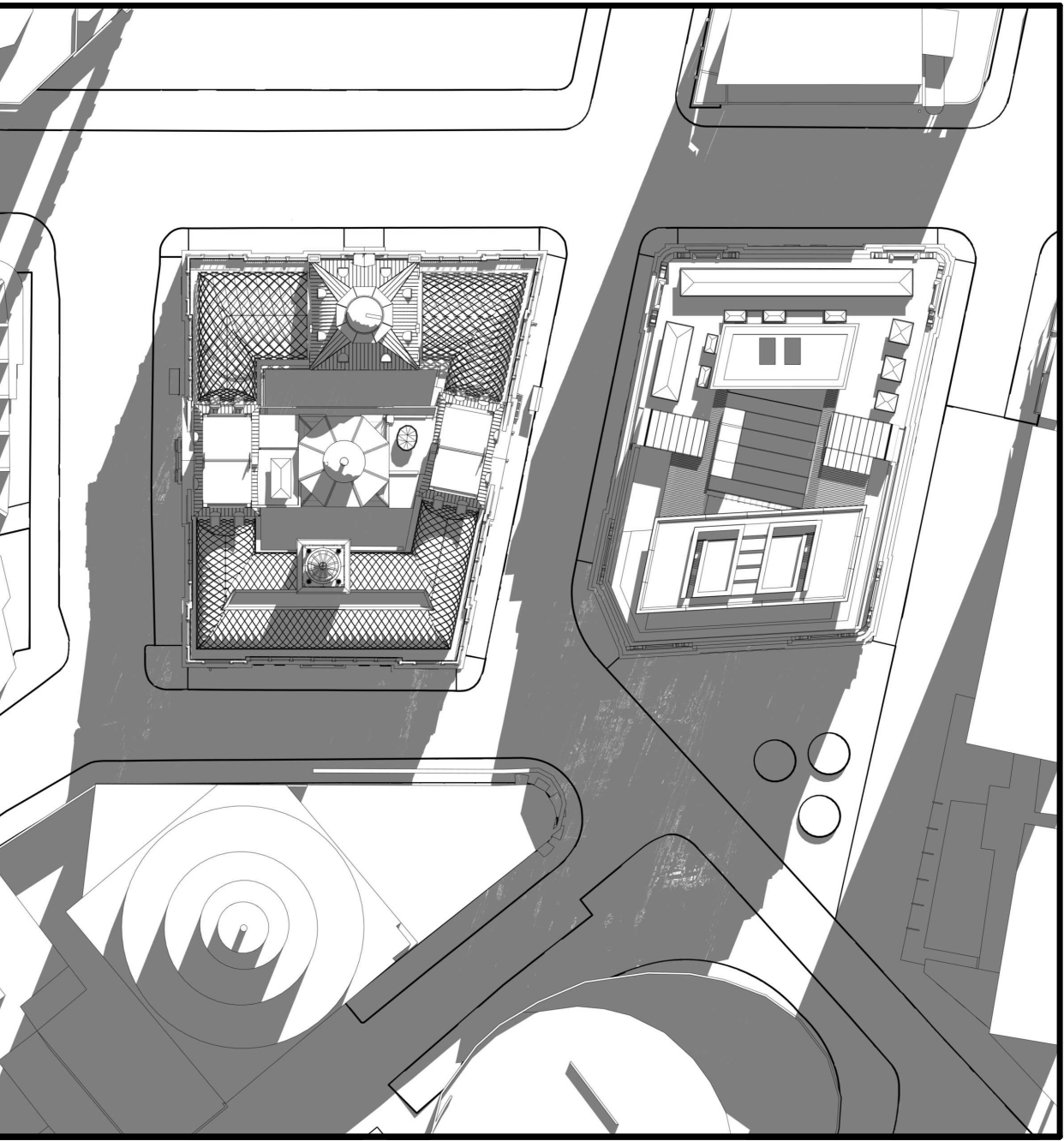
APPROVED VIEW - JUN. 21st. - 9AM



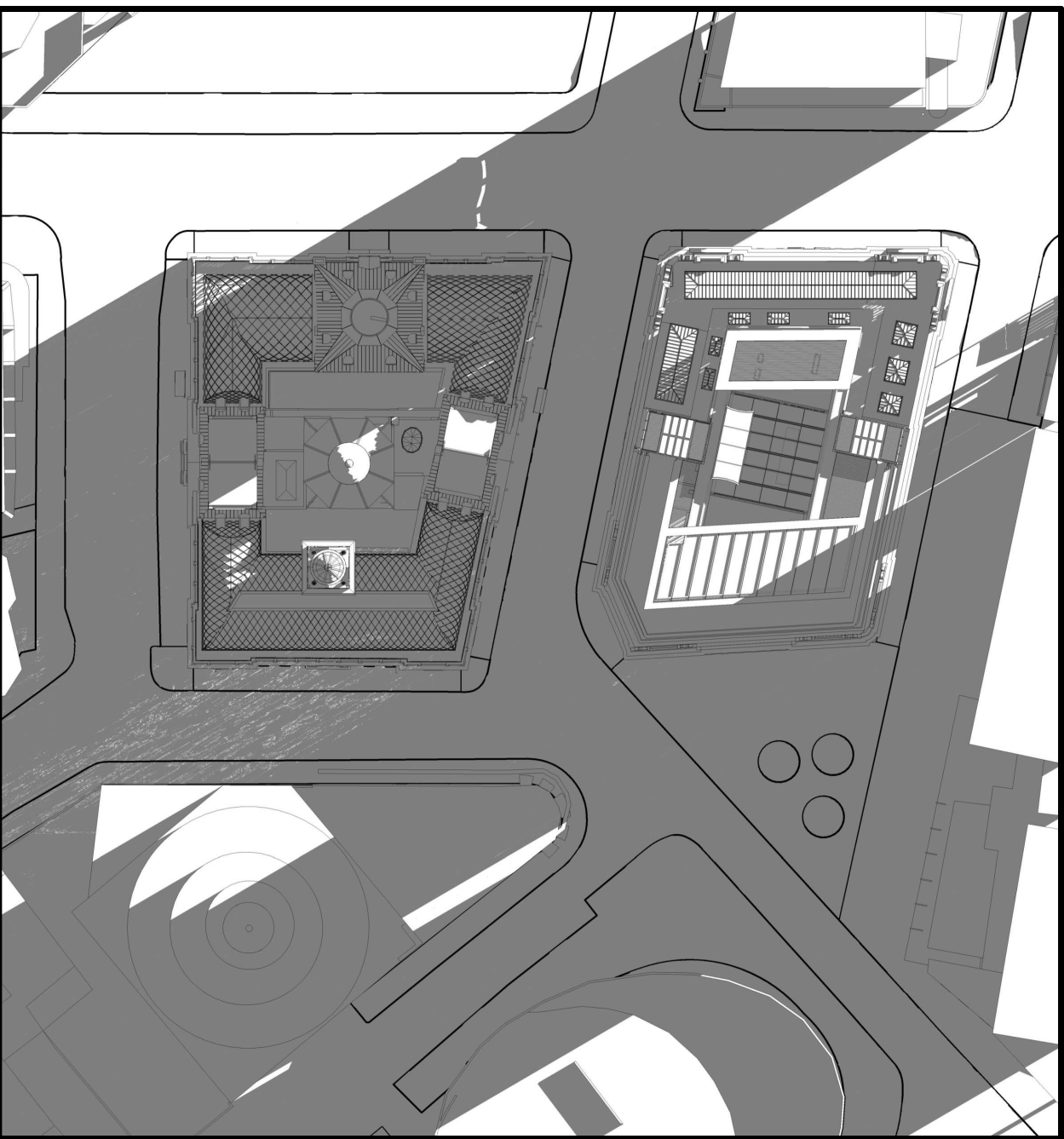
APPROVED VIEW - JUN. 21st. - 10AM




APPROVED VIEW - JUN. 21st. - 11AM



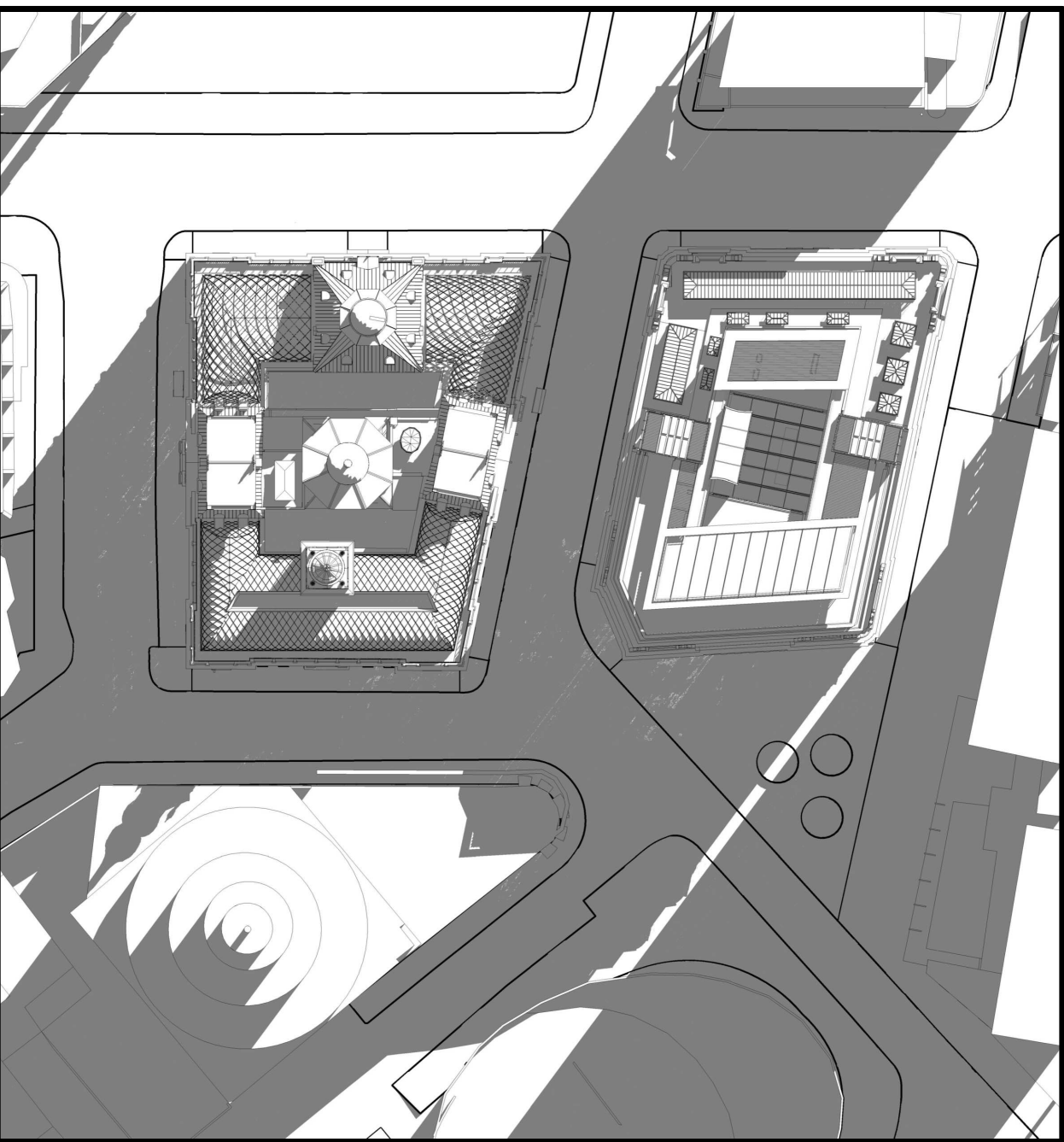
PROPOSED VIEW - JUN. 21st. - 8AM



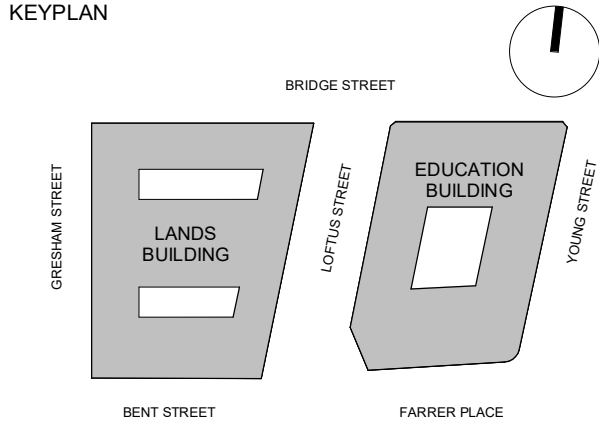
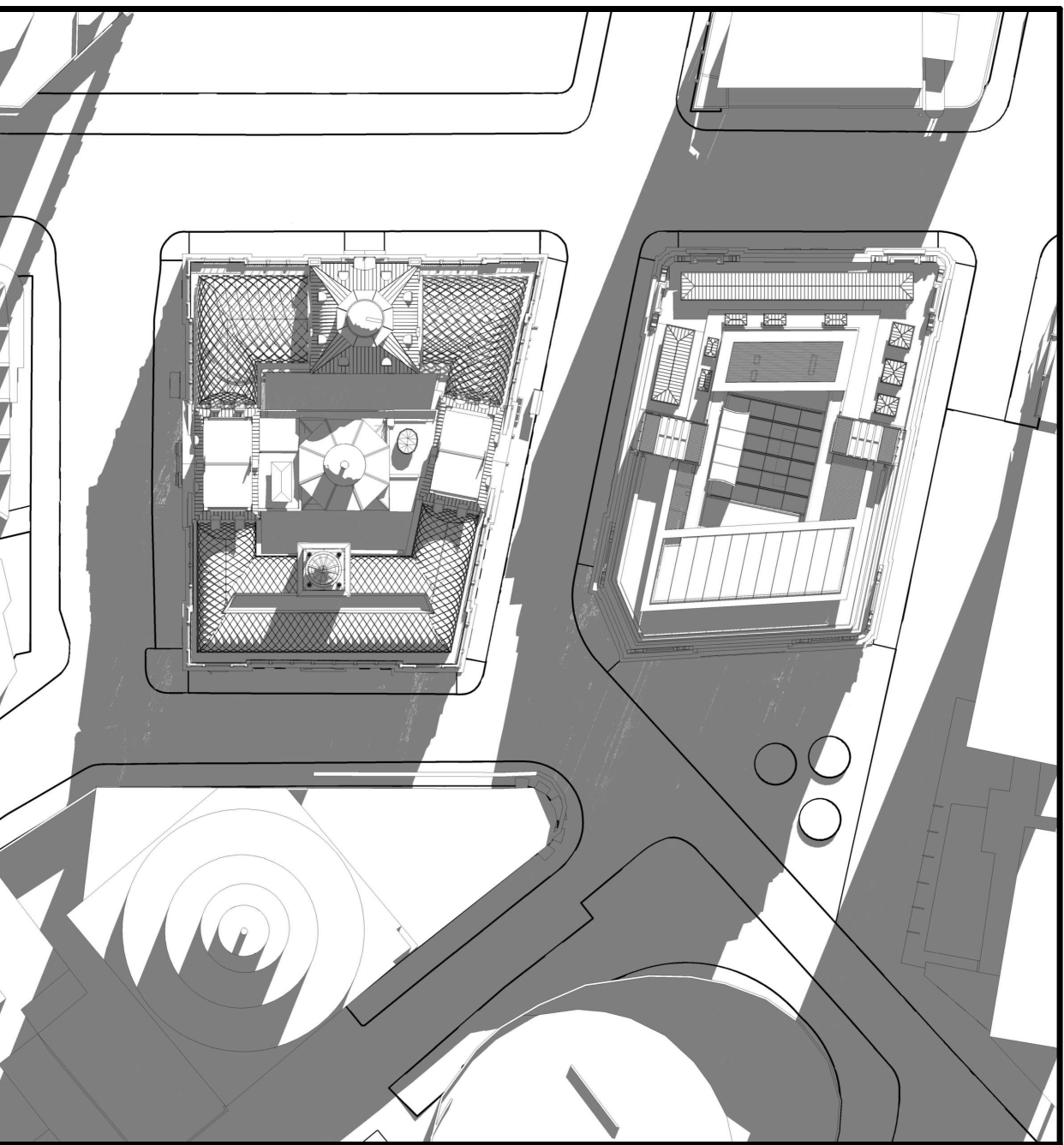
PROPOSED VIEW - JUN. 21st. - 9AM



PROPOSED VIEW - JUN. 21st. - 10AM



PROPOSED VIEW - JUN. 21st. - 11AM



GENERAL ARRANGEMENT

GENERAL NOTES

1. DIMENSIONS ARE IN MILLIMETERS UNO.
2. DO NOT SCALE OFF DRAWING.
3. ALL DIMENSIONS TO BE VERIFIED ON SITE BEFORE PROCEEDING.
4. ALL DISCREPANCIES TO BE NOTIFIED IN WRITING TO RIDLEY CONSOLIDATED GROUP PTY LIMITED ("RIDLEY AND MAKE")

NOTE:

SOLAR STUDIES FOR BOTH APPROVED AND PROPOSED VIEWS ARE SHOWN WITH EASTERN DAYLIGHT SAVINGS TIME SWITCHED ON EXCEPT FOR THE MONTH OF JUNE.

01	SSD 7784 CLARIFICATIONS	13.12.18
00	SSD 7784 CLARIFICATIONS	06.12.18
ISSUE	DESCRIPTION	DATE

DESIGN ARCHITECT

make

EXECUTIVE ARCHITECT

Ridley

INTERIOR DESIGNER

B A R

CLIENT

PONTIAC LAND
(AUSTRALIA) PTY. LTD.

PROJECT

**SANDSTONE
PRECINCT**

23-39 BRIDGE STREET, SYDNEY 2000, AUSTRALIA

PROJECT NUMBER

1166

SCALE	NTS@B1	DRAWN	BV	CHECKED	CZ
STATUS					

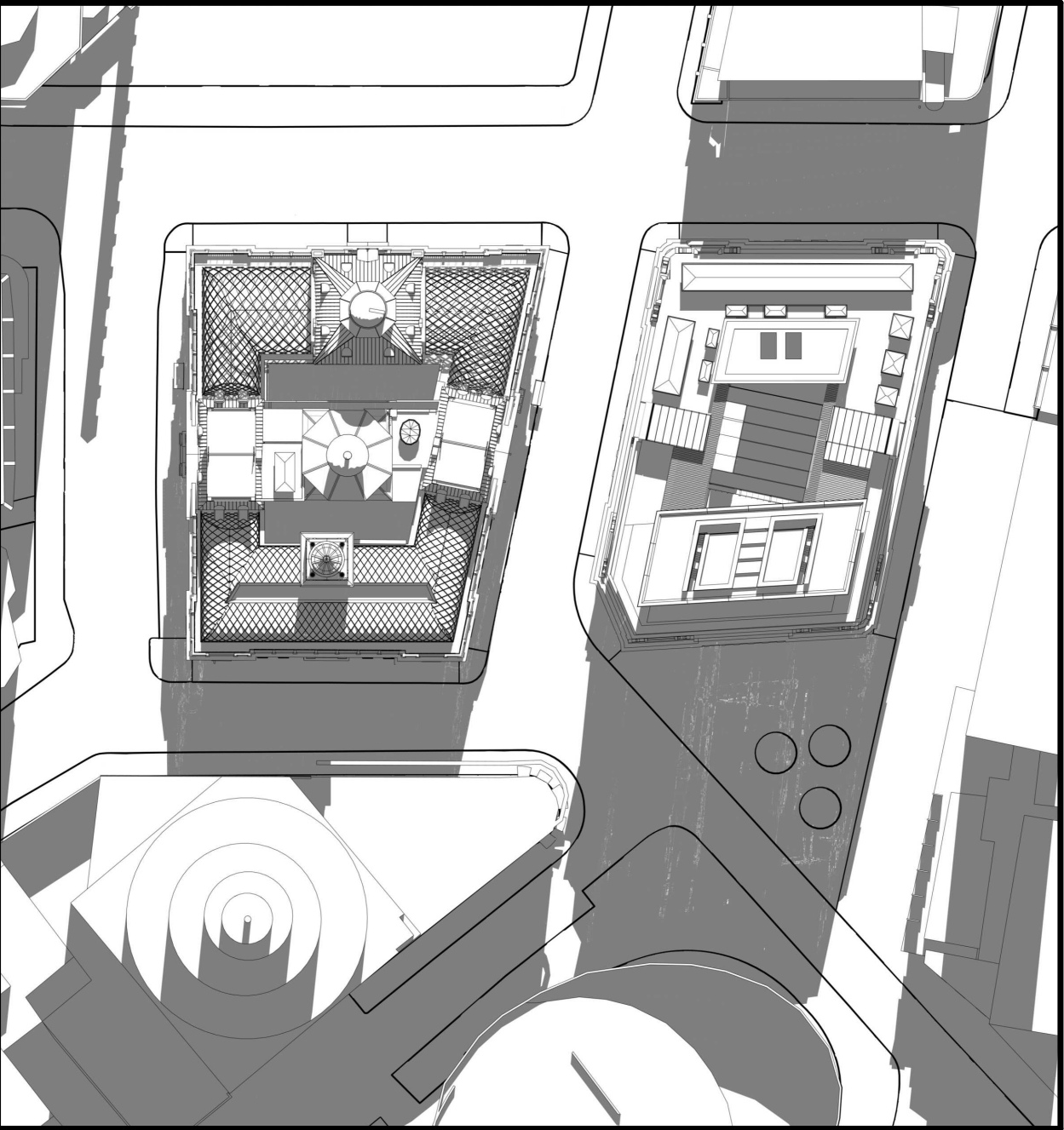
FOR APPROVAL

DRAWING


**APPROVED VS. PROPOSED
PLANS - SHADOW STUDIES**

DRAWING NUMBER	ISSUE
SP-DA-G-5003	01

APPROVED VIEW - JUN. 21st. - 12PM




APPROVED VIEW - JUN. 21st. - 1PM



APPROVED VIEW - JUN. 21st. - 2PM




APPROVED VIEW - JUN. 21st. - 3PM




PROPOSED VIEW - JUN. 21st. - 12PM




PROPOSED VIEW - JUN. 21st. - 1PM



PROPOSED VIEW - JUN. 21st. - 2PM



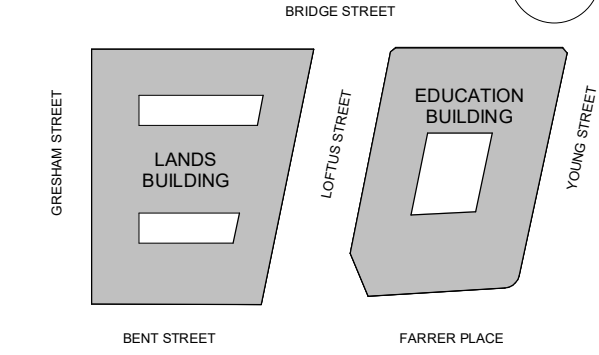
PROPOSED VIEW - JUN. 21st. - 3PM



INTELLECTUAL PROPERTY
© Ridley Consolidated Group Pty Limited ("Ridley" and Make) owns the intellectual property rights and moral rights to this document in accordance with the Copyright Act 1968 (Cth).

This document may only be used by the client for the particular project and express purpose for which it has been created. Any unauthorised use of this document is an infringement of Ridley's and Make's rights and is at the user's sole risk and liability.

KEYPLAN



GENERAL ARRANGEMENT

GENERAL NOTES

1. DIMENSIONS ARE IN MILLIMETERS UNO.
2. DO NOT SCALE OFF DRAWING.
3. ALL DIMENSIONS TO BE VERIFIED ON SITE BEFORE PROCEEDING.
4. ALL DISCREPANCIES TO BE NOTIFIED IN WRITING TO RIDLEY CONSOLIDATED GROUP PTY LIMITED ("RIDLEY AND MAKE")

NOTE:

SOLAR STUDIES FOR BOTH APPROVED AND PROPOSED VIEWS ARE SHOWN WITH EASTERN DAYLIGHT SAVINGS TIME SWITCHED ON EXCEPT FOR THE MONTH OF JUNE.

01	SSD 7784 CLARIFICATIONS	13.12.18
00	SSD 7784 CLARIFICATIONS	06.12.18
ISSUE	DESCRIPTION	DATE

DESIGN ARCHITECT

make

EXECUTIVE ARCHITECT

Ridley

INTERIOR DESIGNER

B A R

CLIENT

PONTIAC LAND
(AUSTRALIA) PTY. LTD.

PROJECT

**SANDSTONE
PRECINCT**
23-39 BRIDGE STREET, SYDNEY 2000, AUSTRALIA

PROJECT NUMBER **1166**

SCALE NTS@B1	DRAWN BV	CHECKED CZ
-----------------	-------------	---------------

STATUS

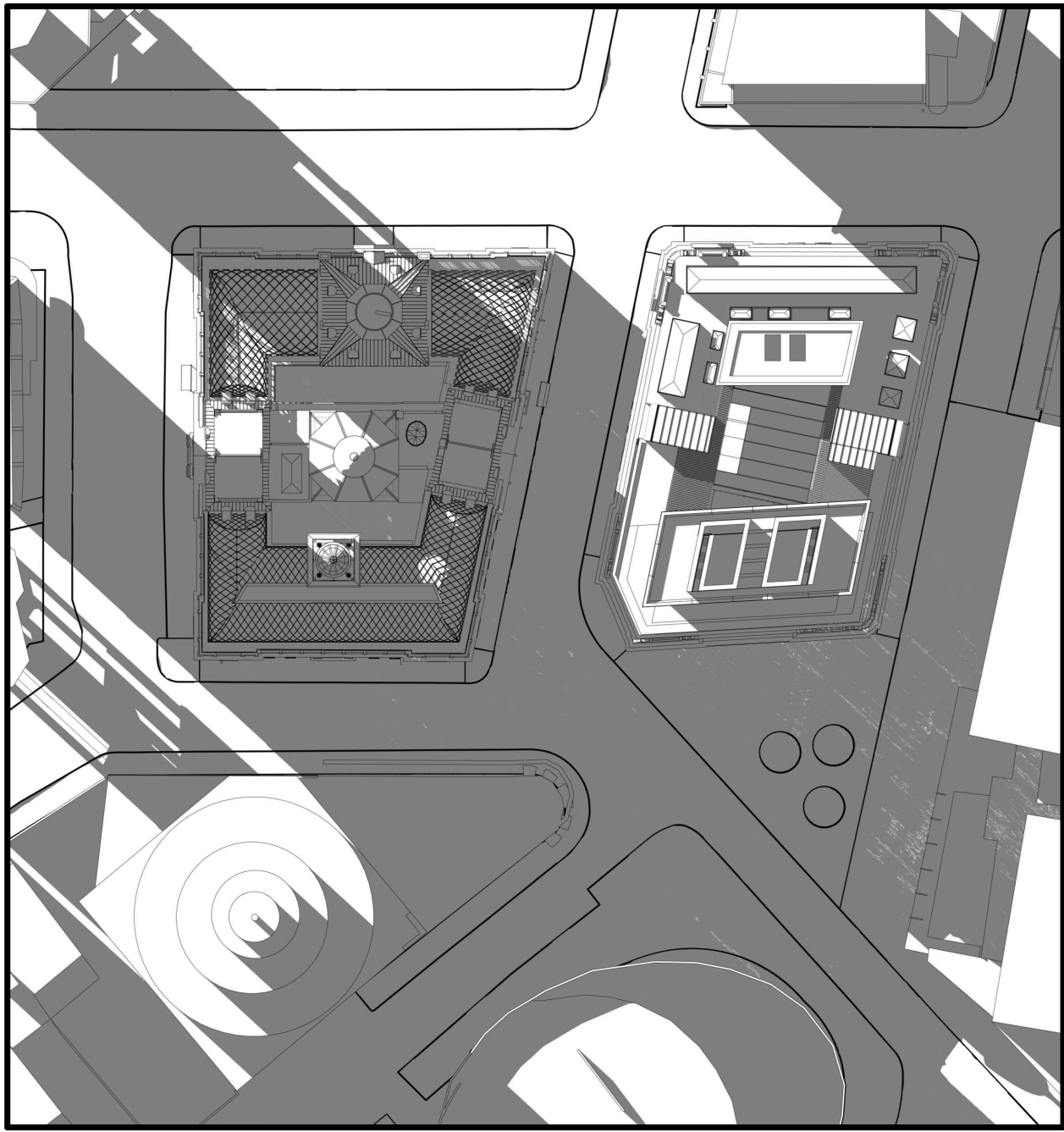
FOR APPROVAL

DRAWING


**APPROVED VS. PROPOSED
PLANS - SHADOW STUDIES**

DRAWING NUMBER	ISSUE
SP-DA-G-5004	01


APPROVED VIEW - JUN. 21st. - 4PM




APPROVED VIEW - JUN. 21st. - 5PM



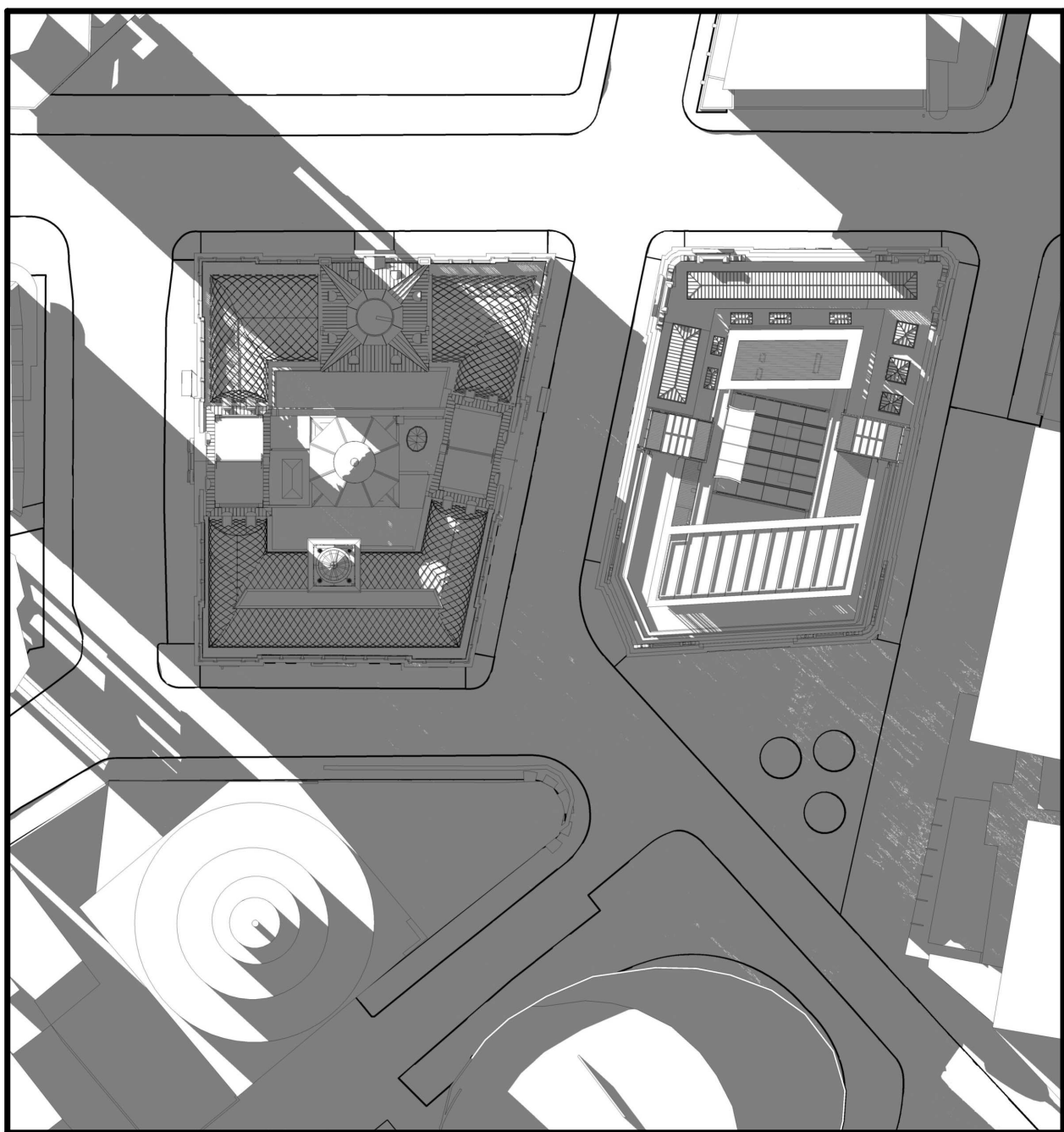
APPROVED VIEW - JUN. 21st. - 6PM



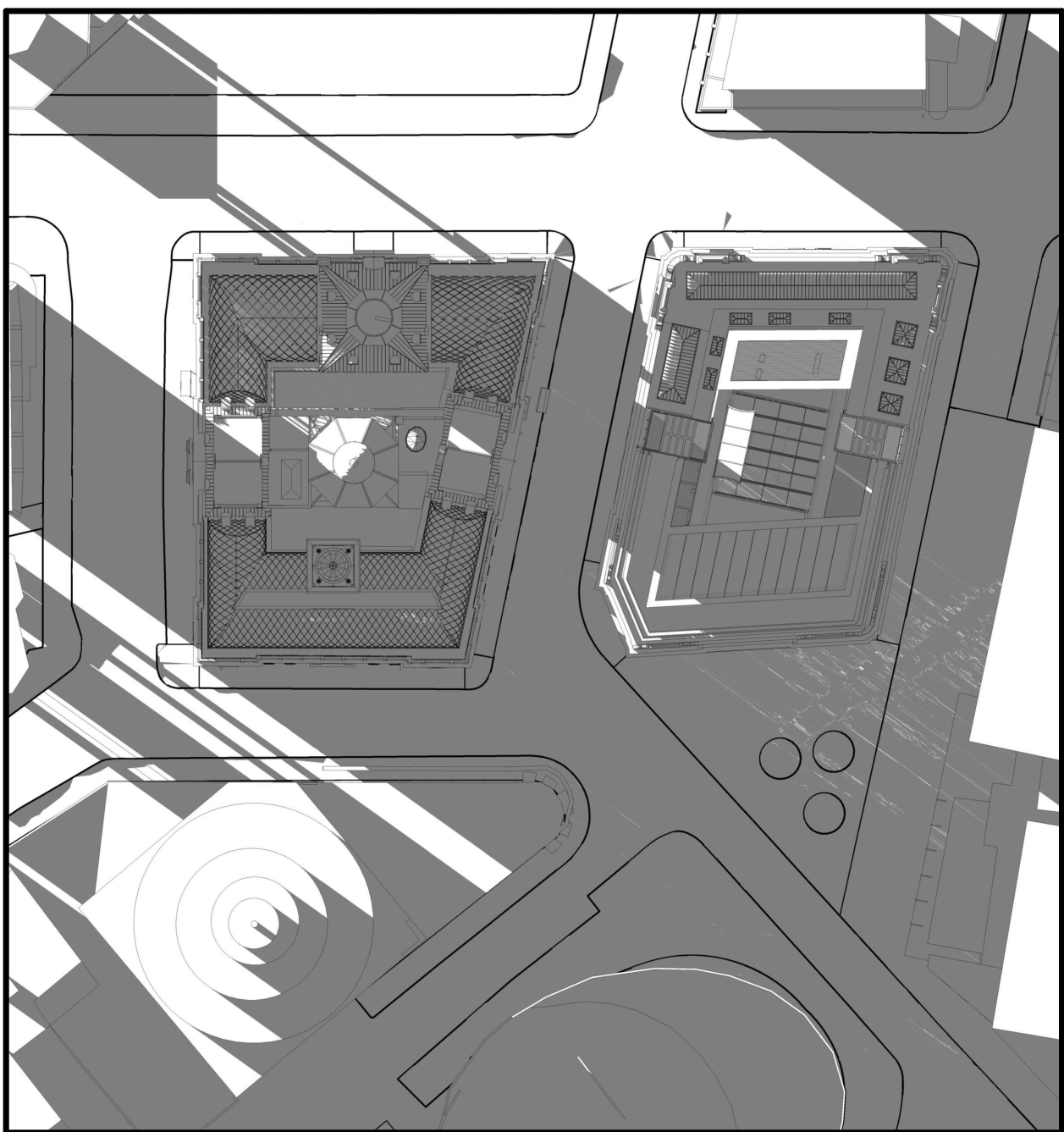
APPROVED VIEW - JUN. 21st. - 7PM




PROPOSED VIEW - JUN. 21st. - 4PM




PROPOSED VIEW - JUN. 21st. - 5PM



PROPOSED VIEW - JUN. 21st. - 6PM



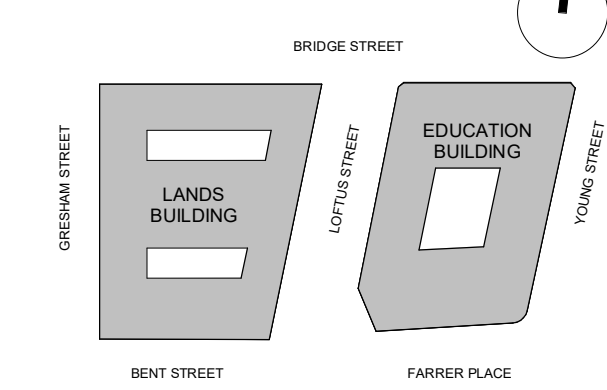
PROPOSED VIEW - JUN. 21st. - 7PM



INTELLECTUAL PROPERTY
© Ridley Consolidated Group Pty Limited ("Ridley" and Make) owns the intellectual property rights and moral rights to this document in accordance with the Copyright Act 1968 (Cth).

This document may only be used by the client for the particular project and express purpose for which it has been created. Any unauthorised use of this document is an infringement of Ridley's and Make's rights and is at the user's sole risk and liability.

KEYPLAN



GENERAL ARRANGEMENT

GENERAL NOTES

1. DIMENSIONS ARE IN MILLIMETERS UNO.
2. DO NOT SCALE OFF DRAWING.
3. ALL DIMENSIONS TO BE VERIFIED ON SITE BEFORE PROCEEDING.
4. ALL DISCREPANCIES TO BE NOTIFIED IN WRITING TO RIDLEY CONSOLIDATED GROUP PTY LIMITED ("RIDLEY AND MAKE")

NOTE:

SOLAR STUDIES FOR BOTH APPROVED AND PROPOSED VIEWS ARE SHOWN WITH EASTERN DAYLIGHT SAVINGS TIME SWITCHED ON EXCEPT FOR THE MONTH OF JUNE.

01	SSD 7784 CLARIFICATIONS	13.12.18
00	SSD 7784 CLARIFICATIONS	06.12.18
ISSUE	DESCRIPTION	DATE

DESIGN ARCHITECT

make

EXECUTIVE ARCHITECT

Ridley

INTERIOR DESIGNER

B A R

CLIENT

PONTIAC LAND
(AUSTRALIA) PTY. LTD.

PROJECT

**SANDSTONE
PRECINCT**
23-39 BRIDGE STREET, SYDNEY 2000, AUSTRALIA

PROJECT NUMBER
1166

SCALE NTS@B1	DRAWN BV	CHECKED CZ
-----------------	-------------	---------------

STATUS

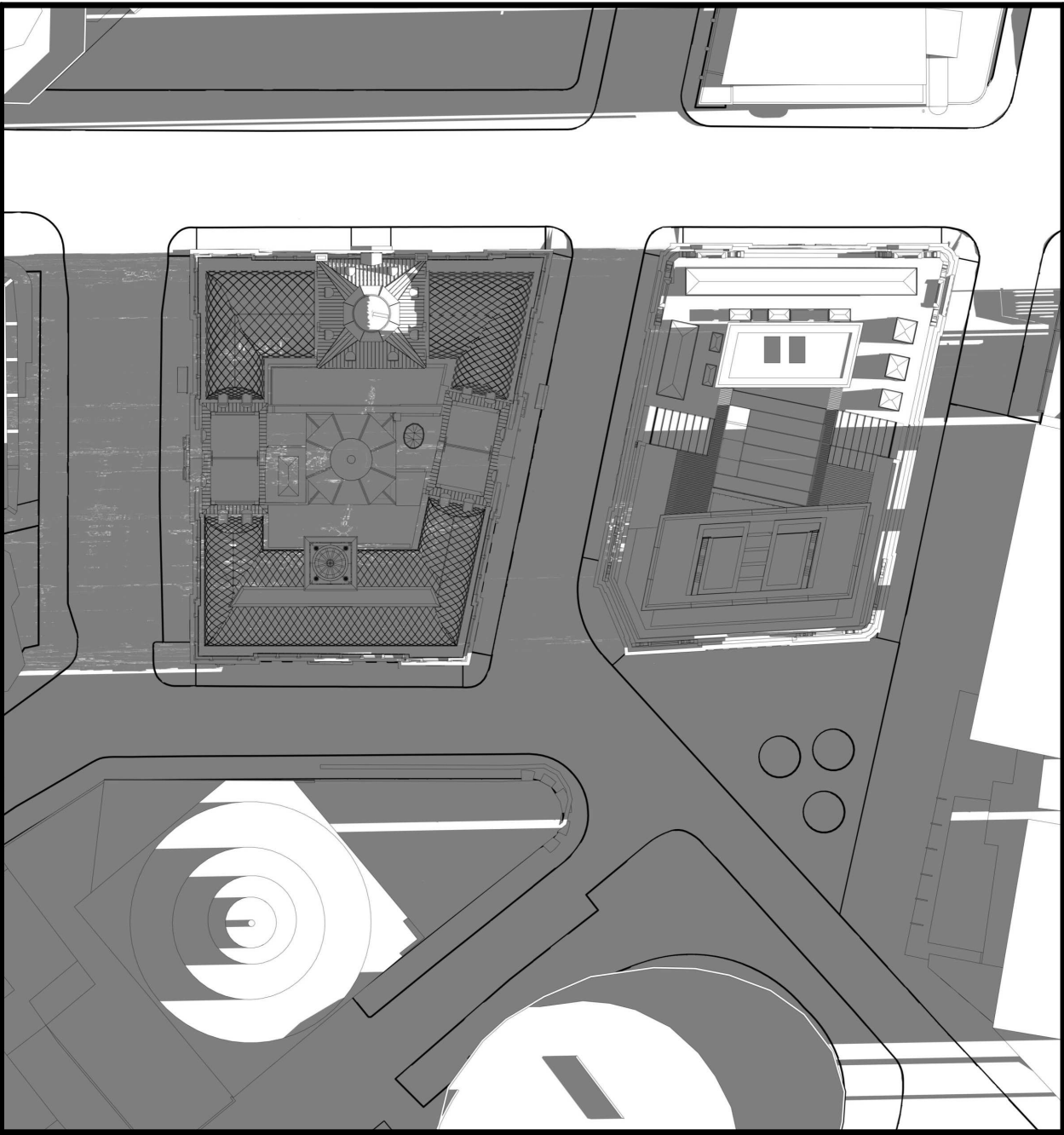
FOR APPROVAL

DRAWING


**APPROVED VS. PROPOSED
PLANS - SHADOW STUDIES**

DRAWING NUMBER	ISSUE
SP-DA-G-5005	01

APPROVED VIEW - MAR. 21st. - 8AM




APPROVED VIEW - MAR. 21st. - 9AM




APPROVED VIEW - MAR. 21st. - 10AM




APPROVED VIEW - MAR. 21st. - 11AM



PROPOSED VIEW - MAR. 21st. - 8AM




PROPOSED VIEW - MAR. 21st. - 9AM



PROPOSED VIEW - MAR. 21st. - 10AM



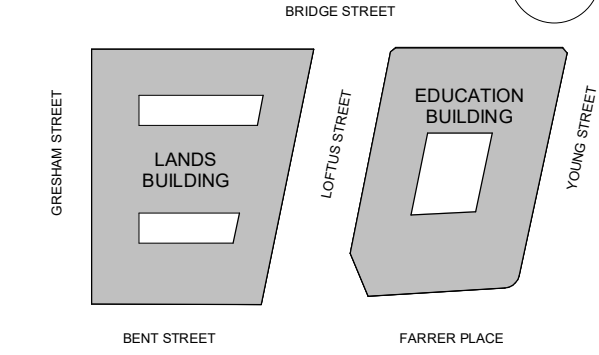
PROPOSED VIEW - MAR. 21st. - 11AM



INTELLECTUAL PROPERTY
© Ridley Consolidated Group Pty Limited ("Ridley" and Make) owns the intellectual property rights and moral rights to this document in accordance with the Copyright Act 1968 (Cth).

This document may only be used by the client for the particular project and express purpose for which it has been created. Any unauthorised use of this document is an infringement of Ridley's and Make's rights and is at the user's sole risk and liability.

KEYPLAN



GENERAL ARRANGEMENT

GENERAL NOTES

1. DIMENSIONS ARE IN MILLIMETERS UNO.
2. DO NOT SCALE OFF DRAWING.
3. ALL DIMENSIONS TO BE VERIFIED ON SITE BEFORE PROCEEDING.
4. ALL DISCREPANCIES TO BE NOTIFIED IN WRITING TO RIDLEY CONSOLIDATED GROUP PTY LIMITED ("RIDLEY AND MAKE")

NOTE:

SOLAR STUDIES FOR BOTH APPROVED AND PROPOSED VIEWS ARE SHOWN WITH EASTERN DAYLIGHT SAVINGS TIME SWITCHED ON EXCEPT FOR THE MONTH OF JUNE.

01	SSD 7784 CLARIFICATIONS	13.12.18
00	SSD 7784 CLARIFICATIONS	06.12.18
ISSUE	DESCRIPTION	DATE

DESIGN ARCHITECT

make

EXECUTIVE ARCHITECT

Ridley

INTERIOR DESIGNER

B A R

CLIENT

PONTIAC LAND
(AUSTRALIA) PTY. LTD.

PROJECT

**SANDSTONE
PRECINCT**
23-39 BRIDGE STREET, SYDNEY 2000, AUSTRALIA

PROJECT NUMBER
1166

SCALE NTS@B1	DRAWN BV	CHECKED CZ
-----------------	-------------	---------------

STATUS


FOR APPROVAL

DRAWING


**APPROVED VS. PROPOSED
PLANS - SHADOW STUDIES**

DRAWING NUMBER	ISSUE
SP-DA-G-5006	01


APPROVED VIEW - MAR. 21st. - 12PM




APPROVED VIEW - MAR. 21st. - 1PM




APPROVED VIEW - MAR. 21st. - 2PM




APPROVED VIEW - MAR. 21st. - 3PM




PROPOSED VIEW - MAR. 21st. - 12PM



PROPOSED VIEW - MAR. 21st. - 1PM



PROPOSED VIEW - MAR. 21st. - 2PM



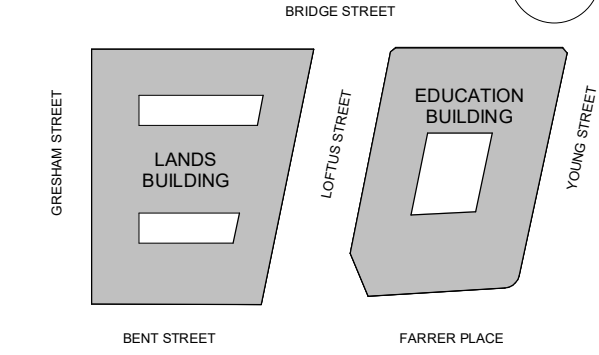
PROPOSED VIEW - MAR. 21st. - 3PM



INTELLECTUAL PROPERTY
© Ridley Consolidated Group Pty Limited ("Ridley" and Make) owns the intellectual property rights and moral rights to this document in accordance with the Copyright Act 1968 (Cth).

This document may only be used by the client for the particular project and express purpose for which it has been created. Any unauthorised use of this document is an infringement of Ridley's and Make's rights and is at the user's sole risk and liability.

KEYPLAN



GENERAL ARRANGEMENT

GENERAL NOTES

1. DIMENSIONS ARE IN MILLIMETERS UNO.
2. DO NOT SCALE OFF DRAWING.
3. ALL DIMENSIONS TO BE VERIFIED ON SITE BEFORE PROCEEDING.
4. ALL DISCREPANCIES TO BE NOTIFIED IN WRITING TO RIDLEY CONSOLIDATED GROUP PTY LIMITED ("RIDLEY" AND MAKE)

NOTE:

SOLAR STUDIES FOR BOTH APPROVED AND PROPOSED VIEWS ARE SHOWN WITH EASTERN DAYLIGHT SAVINGS TIME SWITCHED ON EXCEPT FOR THE MONTH OF JUNE.

01	SSD 7784 CLARIFICATIONS	13.12.18
00	SSD 7784 CLARIFICATIONS	06.12.18
ISSUE	DESCRIPTION	DATE

DESIGN ARCHITECT

make

EXECUTIVE ARCHITECT

Ridley

INTERIOR DESIGNER

B A R

CLIENT

PONTIAC LAND
(AUSTRALIA) PTY. LTD.

PROJECT

**SANDSTONE
PRECINCT**
23-39 BRIDGE STREET, SYDNEY 2000, AUSTRALIA

PROJECT NUMBER

1166

SCALE	DRAWN	CHECKED
NTS@B1	BV	CZ

STATUS

FOR APPROVAL

DRAWING

**APPROVED VS. PROPOSED
PLANS - SHADOW STUDIES**

DRAWING NUMBER

SP-DA-G-5007


ISSUE

01

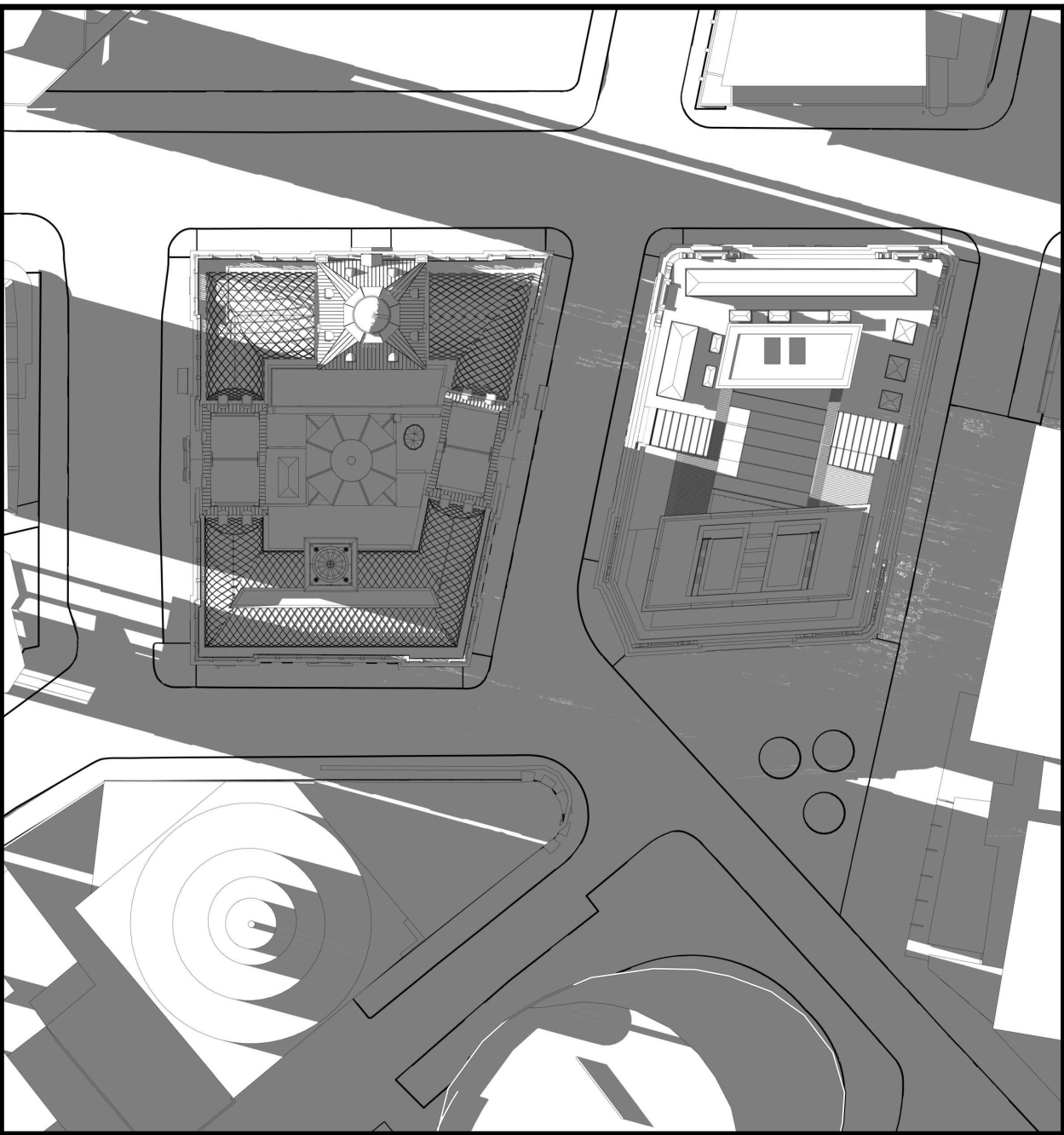
APPROVED VIEW - MAR. 21st. - 4PM



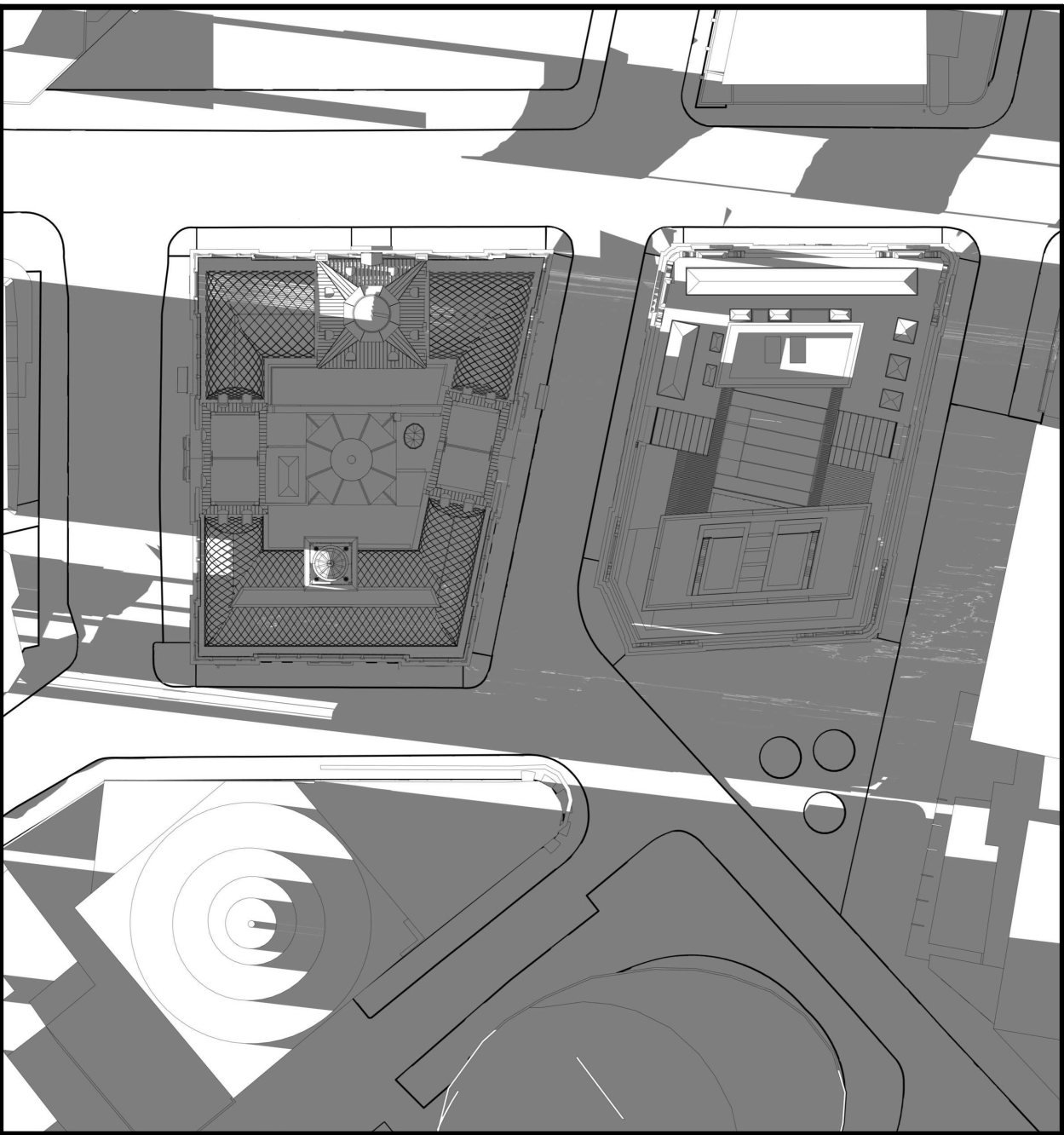
APPROVED VIEW - MAR. 21st. - 5PM



APPROVED VIEW - MAR. 21st. - 6PM



APPROVED VIEW - MAR. 21st. - 7PM




PROPOSED VIEW - MAR. 21st. - 4PM



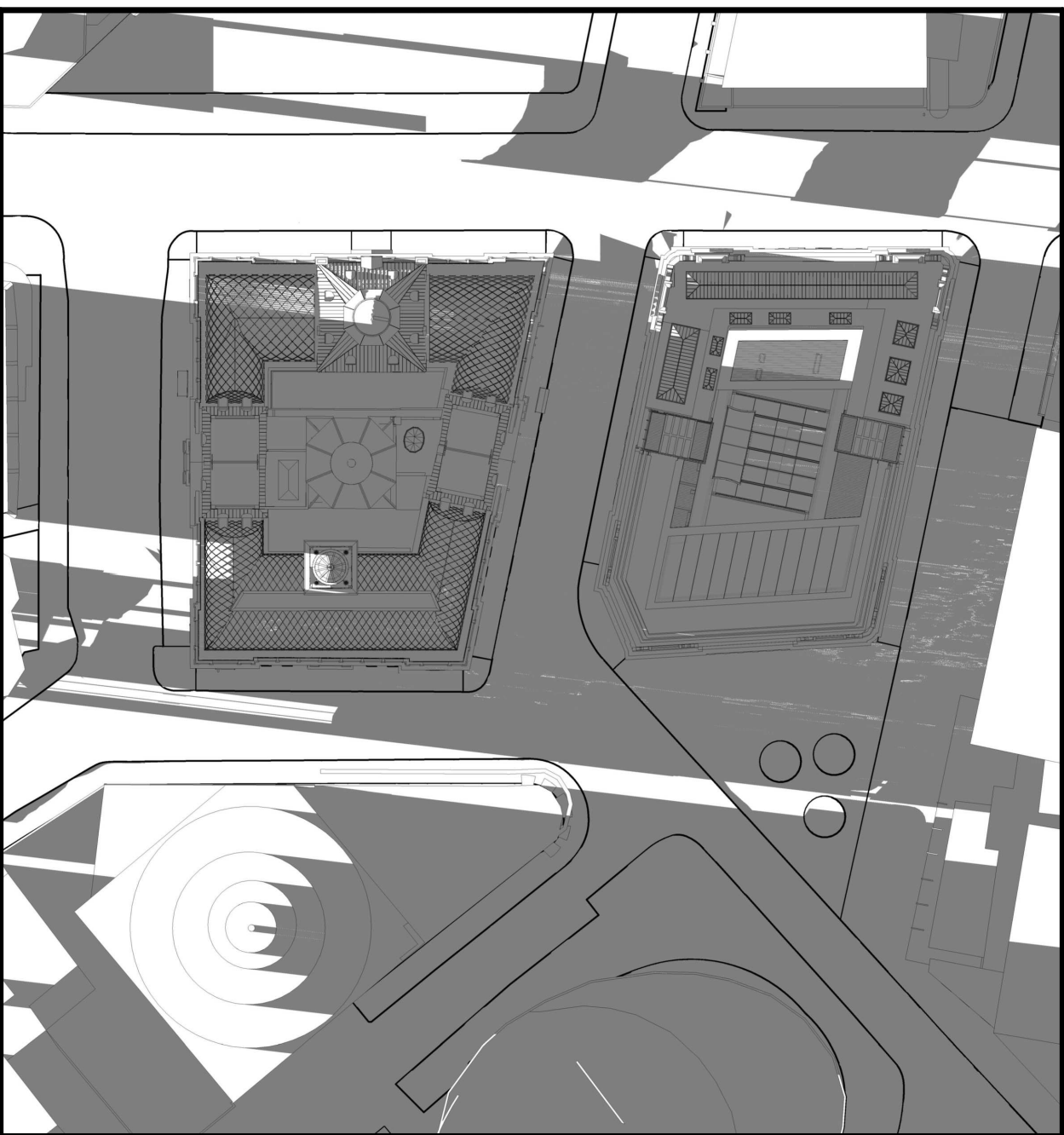
PROPOSED VIEW - MAR. 21st. - 5PM



PROPOSED VIEW - MAR. 21st. - 6PM



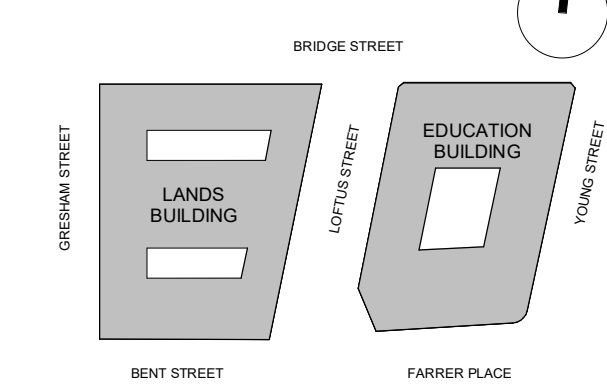
PROPOSED VIEW - MAR. 21st. - 7PM



INTELLECTUAL PROPERTY
© Ridley Consolidated Group Pty Limited ("Ridley" and Make) owns the intellectual property rights and moral rights to this document in accordance with the Copyright Act 1968 (Cth).

This document may only be used by the client for the particular project and express purpose for which it has been created. Any unauthorised use of this document is an infringement of Ridley's and Make's rights and is at the user's sole risk and liability.

KEYPLAN



GENERAL ARRANGEMENT

GENERAL NOTES

1. DIMENSIONS ARE IN MILLIMETERS UNO.
2. DO NOT SCALE OFF DRAWING.
3. ALL DIMENSIONS TO BE VERIFIED ON SITE BEFORE PROCEEDING.
4. ALL DISCREPANCIES TO BE NOTIFIED IN WRITING TO RIDLEY CONSOLIDATED GROUP PTY LIMITED ("RIDLEY AND MAKE")

NOTE:

SOLAR STUDIES FOR BOTH APPROVED AND PROPOSED VIEWS ARE SHOWN WITH EASTERN DAYLIGHT SAVINGS TIME SWITCHED ON EXCEPT FOR THE MONTH OF JUNE.

01	SSD 7784 CLARIFICATIONS	13.12.18
00	SSD 7784 CLARIFICATIONS	06.12.18
ISSUE	DESCRIPTION	DATE

DESIGN ARCHITECT

make

EXECUTIVE ARCHITECT

Ridley

INTERIOR DESIGNER

B A R

CLIENT

PONTIAC LAND
(AUSTRALIA) PTY. LTD.

PROJECT

**SANDSTONE
PRECINCT**
23-39 BRIDGE STREET, SYDNEY 2000, AUSTRALIA

PROJECT NUMBER

1166

SCALE	DRAWN	CHECKED
NTS@B1	BV	CZ

STATUS

FOR APPROVAL

DRAWING

**APPROVED VS. PROPOSED
PLANS - SHADOW STUDIES**

DRAWING NUMBER

SP-DA-G-5008

ISSUE

01

LANDS BUILDING ROOF

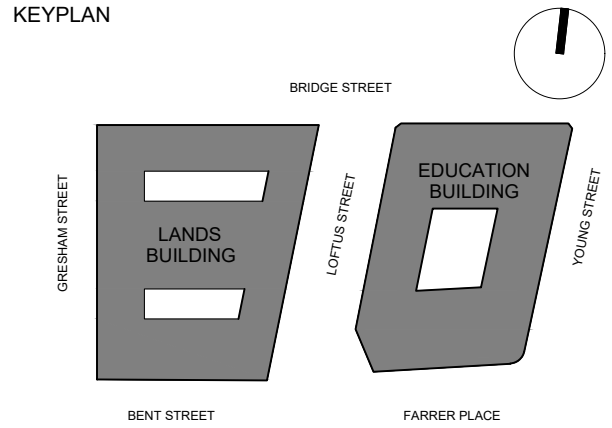
NORTH WEST ROOF	STEEL AND GLASS DIAGRID
NORTH EAST ROOF	OPEN STEEL PERGOLA
SOUTHERN ROOF	CURVED, RIBBED STAINLESS STEEL PANELS

EDUCATION BUILDING ROOFTOP EXTENSION

LEVEL 06 SOUTH	SANDSTONE TONED RENDER DARK BRONZE TONED PPC RECESSED WINDOWS SILVER TONED ANODISED ALUMINIUM CAPPING
LEVEL 06 NORTH / LEVEL 07 AND 08 FACADE	SILVER TONED ANODISED ALUMINIUM CAPPING SILVER TONED ANODISED ALUMINIUM HORIZONTAL RAILS DARK BRONZE TONED PPC CURTAIN WALLING; CLEAR GLASS
LEVEL 06 - 09 EAST AND WEST TOWER	SILVER TONED ANODISED ALUMINIUM FINS DARK BRONZE TONED PPC CURTAIN WALLING; CLEAR GLASS SILVER TONED ANODISED ALUMINIUM FLUTED CLADDING
LEVEL 09 GARDEN VILLAS	SILVER TONED ANODISED ALUMINIUM FINS DARK BRONZE TONED PPC CURTAIN WALLING; CLEAR GLASS SILVER TONED ANODISED ALUMINIUM FLUTED PANELS
LEVEL 09 INFILL CLADDING	SILVER TONED ANODISED ALUMINIUM FLUTED PANELS
LEVEL 09 COOLING TOWERS	SILVER TONED ANODISED ALUMINIUM FLUTED PERFORATED PANELS SILVER TONED ANODISED ALUMINIUM FLUTED FINS SILVER TONED ANODISED ALUMINIUM ROOF CAPPING

INTELLECTUAL PROPERTY
© Ridley Consolidated Group Pty Limited ("Ridley" and Make)
owns the intellectual property rights and moral rights to this
document in accordance with the Copyright Act 1968 (Cth).

This document may only be used by the client for the particular
project and express purpose for which it has been created. Any
unauthorised use of this document is an infringement of Ridley's
and Make's rights and is at the user's sole risk and liability.



GENERAL ARRANGEMENT

GENERAL NOTES

1. DIMENSIONS ARE IN MILLIMETERS UNO.
2. DO NOT SCALE OFF DRAWING.
3. ALL DIMENSIONS TO BE VERIFIED ON SITE BEFORE PROCEEDING.
4. ALL DISCREPANCIES TO BE NOTIFIED IN WRITING TO RIDLEY CONSOLIDATED GROUP PTY LIMITED (RIDLEY AND MAKE).

05	SECTION 4.55 SUBMISSION - AMENDMENT	27.02.19
04	SECTION 4.35 SUBMISSION - AMENDMENT	22.02.19
03	SSD 7784 CLARIFICATIONS	13.12.18
02	SECTION 4.55 SUBMISSION - AMENDMENT	28.09.18
01	SECTION 4.55 SUBMISSION	19.09.18
00	DEVELOPMENT APPLICATION	06.10.16

ISSUE	DESCRIPTION	DATE
-------	-------------	------

DESIGN ARCHITECT

make

EXECUTIVE ARCHITECT

Ridley

INTERIOR DESIGNER

B A R

CLIENT
PONTIAC LAND
(AUSTRALIA) PTY. LTD.

PROJECT

**SANDSTONE
PRECINCT**
23-39 BRIDGE STREET, SYDNEY 2000, AUSTRALIA

PROJECT NUMBER **1166**

SCALE 1: 20@B1	DRAWN BV	CHECKED CZ
-------------------	-------------	---------------

STATUS
FOR APPROVAL

DRAWING

**MATERIALS & FINISHES
SCHEDULE**

DRAWING NUMBER SP-DA-G-6000	ISSUE 05
---------------------------------------	--------------------

