

GA - TOB
RL.+82.14

LB - 12TH FL (CLOCK TOWER)

LB - 11TH FL (CLOCK TOWER)

LB - 10TH FL (CLOCK TOWER)

LB - 9TH FL (CLOCK TOWER)

LB - 8TH FL (CT - VIEWING)

LB - 7TH FL (OBSERVATORY)

LB - 6TH FL (OCTAGONAL)

LB - 5TH FL (PAVILION)

LB - 5TH FL (GALLERY)

LB - 4TH FL (EXT. TERRACE)

LB - 3RD FL

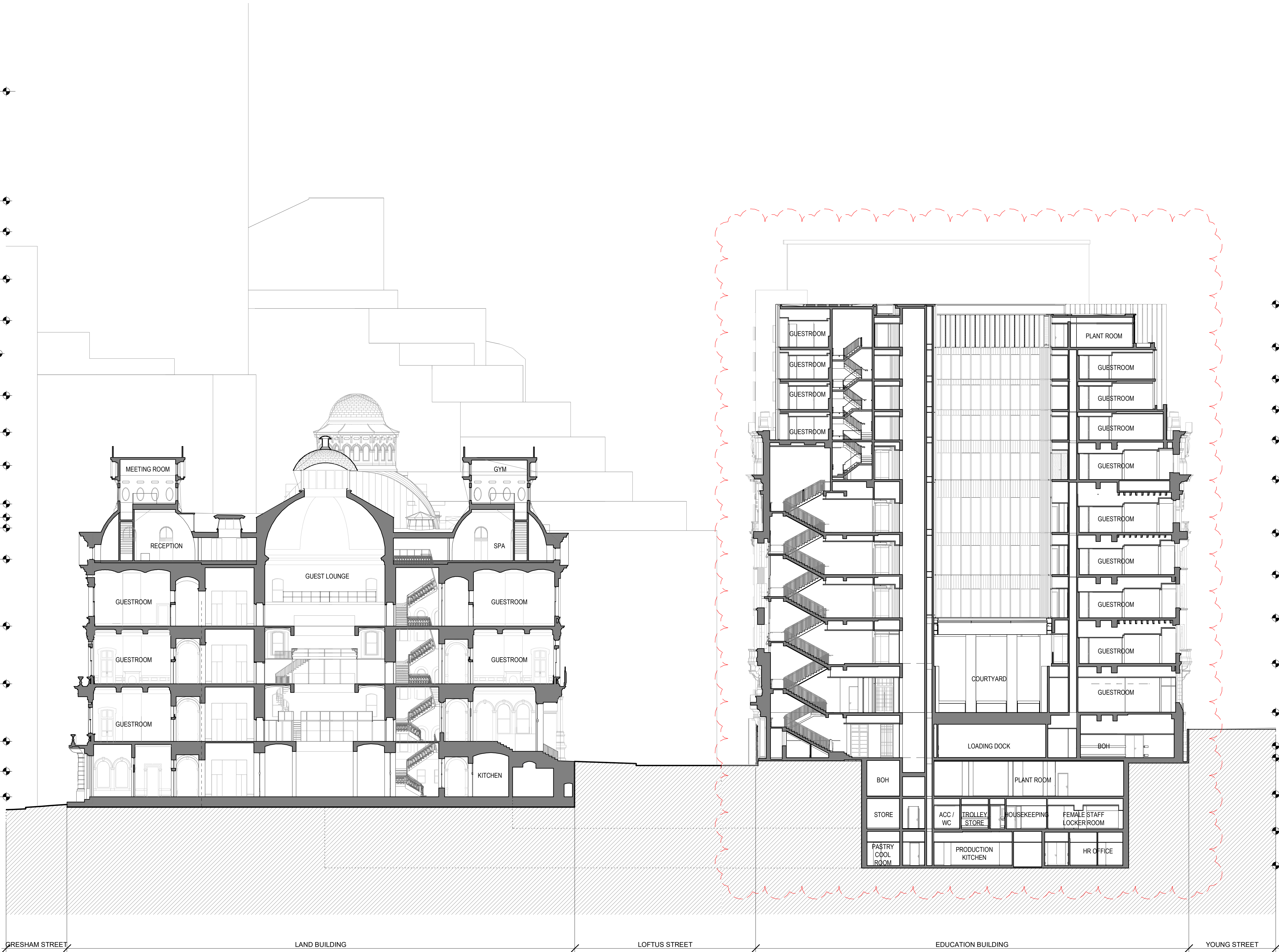
LB - 2ND FL

LB - 1ST FL

LB - GRD FL
RL.+14.63

LB - LGM FL

LB - LG FL
RL.+8.87



01 LANDS BUILDING - PROPOSED SECTION LOOKING NORTH
1 : 200

02 EDUCATION BUILDING - PROPOSED SECTION LOOKING NORTH
1 : 200

1:200 0 2m 4m 6m 8m 10m 15m 20m

INTELLECTUAL PROPERTY
© Ridley Consolidated Group Pty Limited ("Ridley" and Make)
owns the intellectual property rights and moral rights to this
document in accordance with the Copyright Act 1968 (Ch).

This document may only be used by the client for the particular
project and express purpose for which it has been created. Any
unauthorised use of this document is an infringement of Ridley's
and Make's rights and is at the user's sole risk and liability.

KEYPLAN

BRIDGE STREET
LANDS BUILDING
EDUCATION BUILDING
BENT STREET
LOFTUS STREET
YOUNG STREET
FARRER PLACE

GENERAL ARRANGEMENT

GENERAL NOTES
1. DIMENSIONS ARE IN MILLIMETERS UNO.
2. DO NOT SCALE OFF DRAWING.
3. ALL DIMENSIONS TO BE VERIFIED ON SITE BEFORE
PROCEEDING.
4. ALL DISCREPANCIES TO BE NOTIFIED IN WRITING TO
RIDLEY CONSOLIDATED GROUP PTY LIMITED
("RIDLEY" AND MAKE)

04	SECTION 4.55 SUBMISSION - AMENDMENT	28.09.18
03	SECTION 4.55 SUBMISSION	19.09.18
02	DEVELOPMENT APPLICATION AMENDMENT	11.10.18
01	DEVELOPMENT APPLICATION	06.10.18
00	DA ELEVATIONS & SECTIONS	22.09.18

ISSUE	DESCRIPTION	DATE
-------	-------------	------

DESIGN ARCHITECT

make
EXECUTIVE ARCHITECT

Ridley

INTERIOR DESIGNER

B A R

CLIENT
PONTIAC LAND
(AUSTRALIA) PTY. LTD.

PROJECT

**SANDSTONE
PRECINCT**
23-39 BRIDGE STREET, SYDNEY 2000, AUSTRALIA

PROJECT NUMBER
1166

SCALE 1 : 200@B1	DRAWN JO	CHECKED CZ
---------------------	-------------	---------------

STATUS

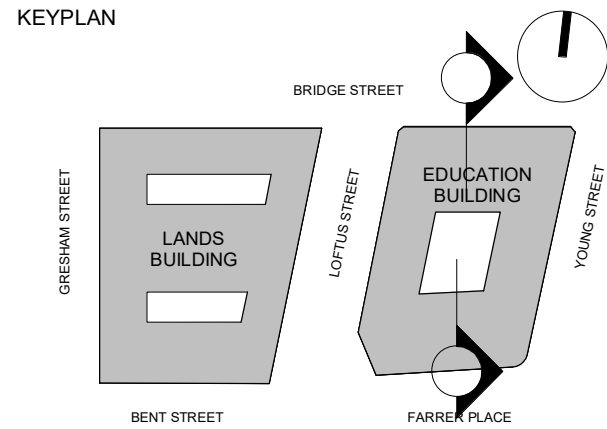
FOR APPROVAL

DRAWING
PROPOSED SECTIONS

**LANDS AND EDUCATION
BUILDING - SECTION 01**

DRAWING NUMBER SP-DA-G-3500	ISSUE 04
---------------------------------------	--------------------

KEYPLAN



GENERAL ARRANGEMENT

GENERAL NOTES

1. DIMENSIONS ARE IN MILLIMETERS UNO.
2. DO NOT SCALE OFF DRAWING.
3. ALL DIMENSIONS TO BE VERIFIED ON SITE BEFORE PROCEEDING.
4. ALL DISCREPANCIES TO BE NOTIFIED IN WRITING TO RIDLEY CONSOLIDATED GROUP PTY LIMITED ("RIDLEY" AND MAKE)

04	SECTION 4.55 SUBMISSION - AMENDMENT	28.09.18
03	SECTION 4.55 SUBMISSION	19.09.18
02	DEVELOPMENT APPLICATION-AMENDMENT	11.10.16
01	DEVELOPMENT APPLICATION	06.10.16
00	DA ELEVATIONS & SECTIONS	22.09.16

ISSUE	DESCRIPTION	DATE
-------	-------------	------

DESIGN ARCHITECT

make

EXECUTIVE ARCHITECT

Ridley

INTERIOR DESIGNER

B A R

CLIENT

PONTIAC LAND
(AUSTRALIA) PTY. LTD.

PROJECT

**SANDSTONE
PRECINCT**
23-39 BRIDGE STREET, SYDNEY 2000, AUSTRALIA

PROJECT NUMBER

1166

SCALE 1 : 200@B1	DRAWN JO	CHECKED CZ
---------------------	-------------	---------------

STATUS

FOR APPROVAL

DRAWING

PROPOSED SECTIONS

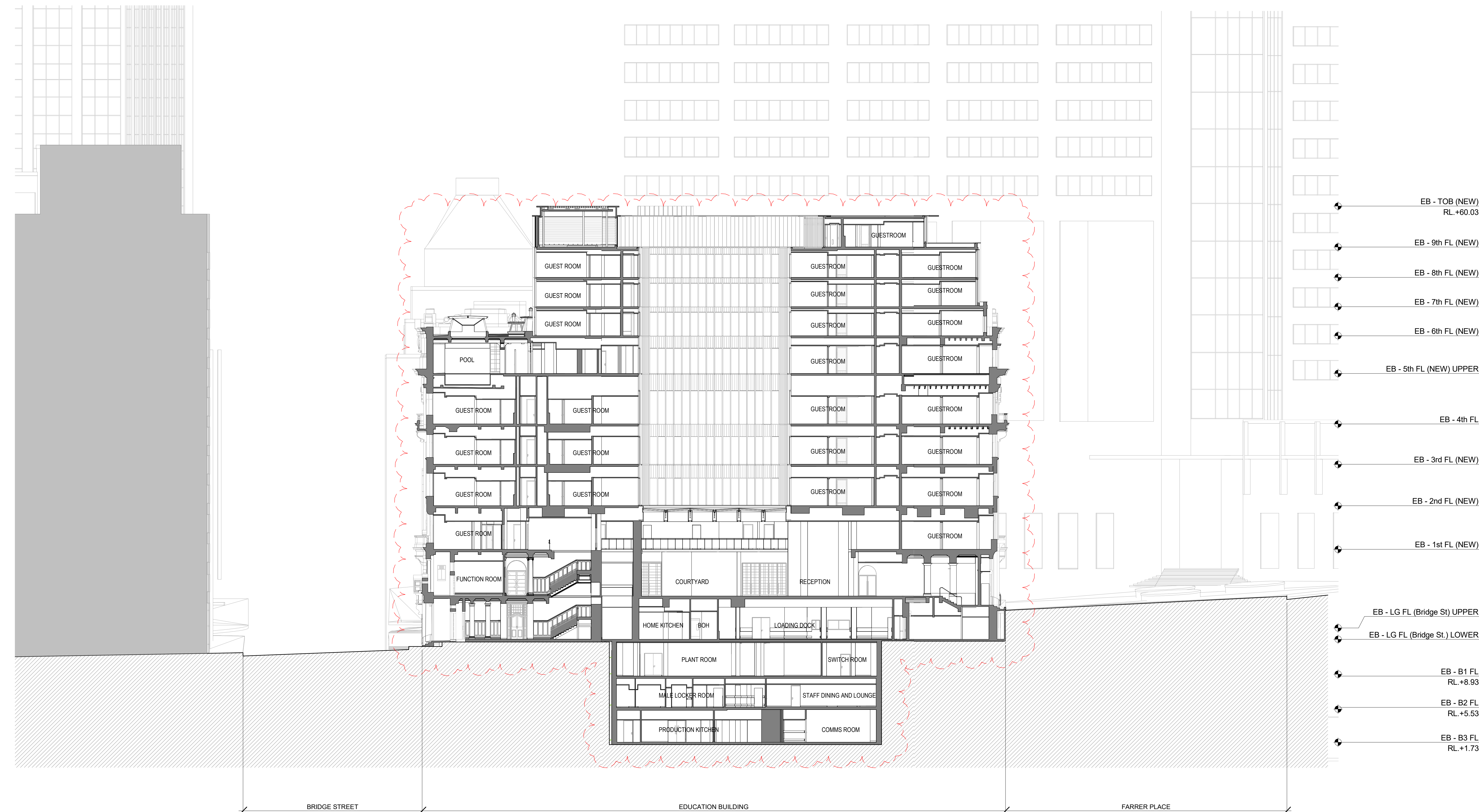
**EDUCATION BUILDING -
SECTION 03**

DRAWING NUMBER

SP-DA-G-3502


ISSUE

04

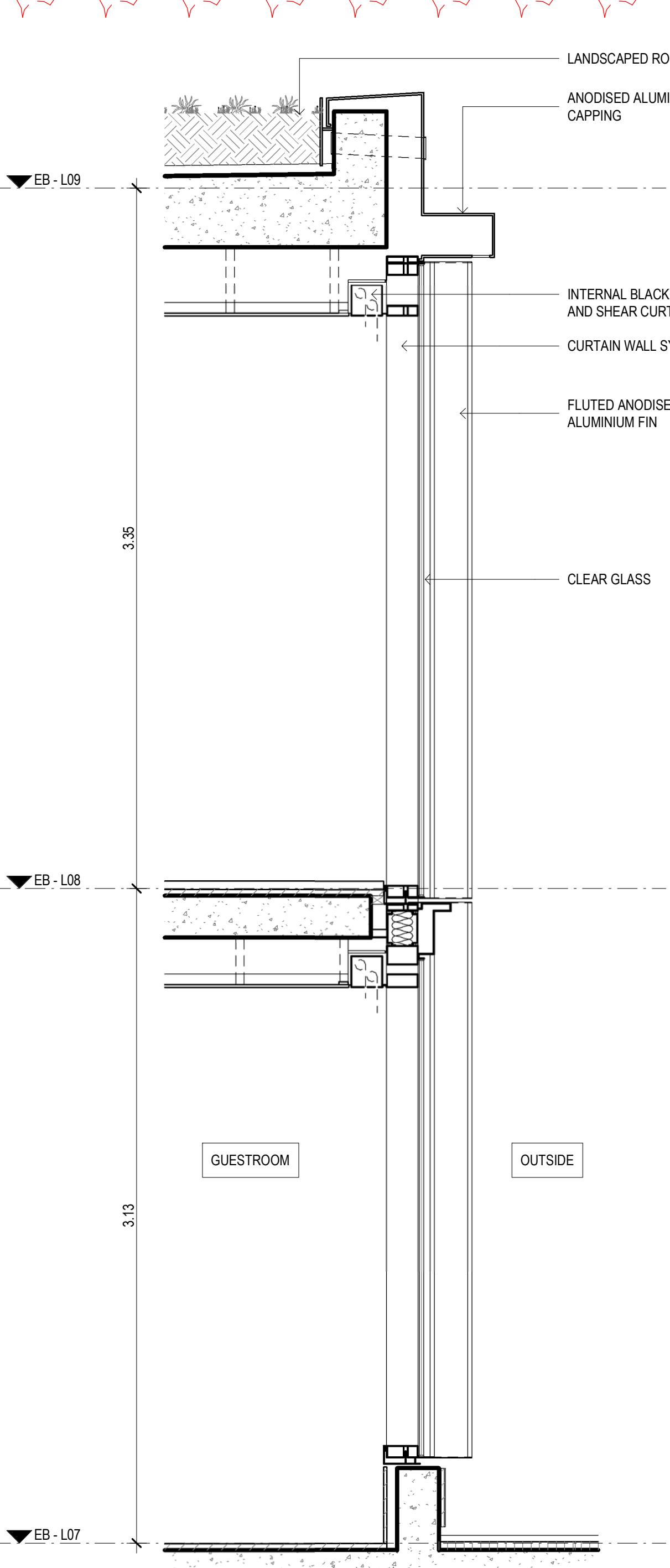


01 EDUCATION BUILDING - PROPOSED SECTION LOOKING EAST
1 : 200

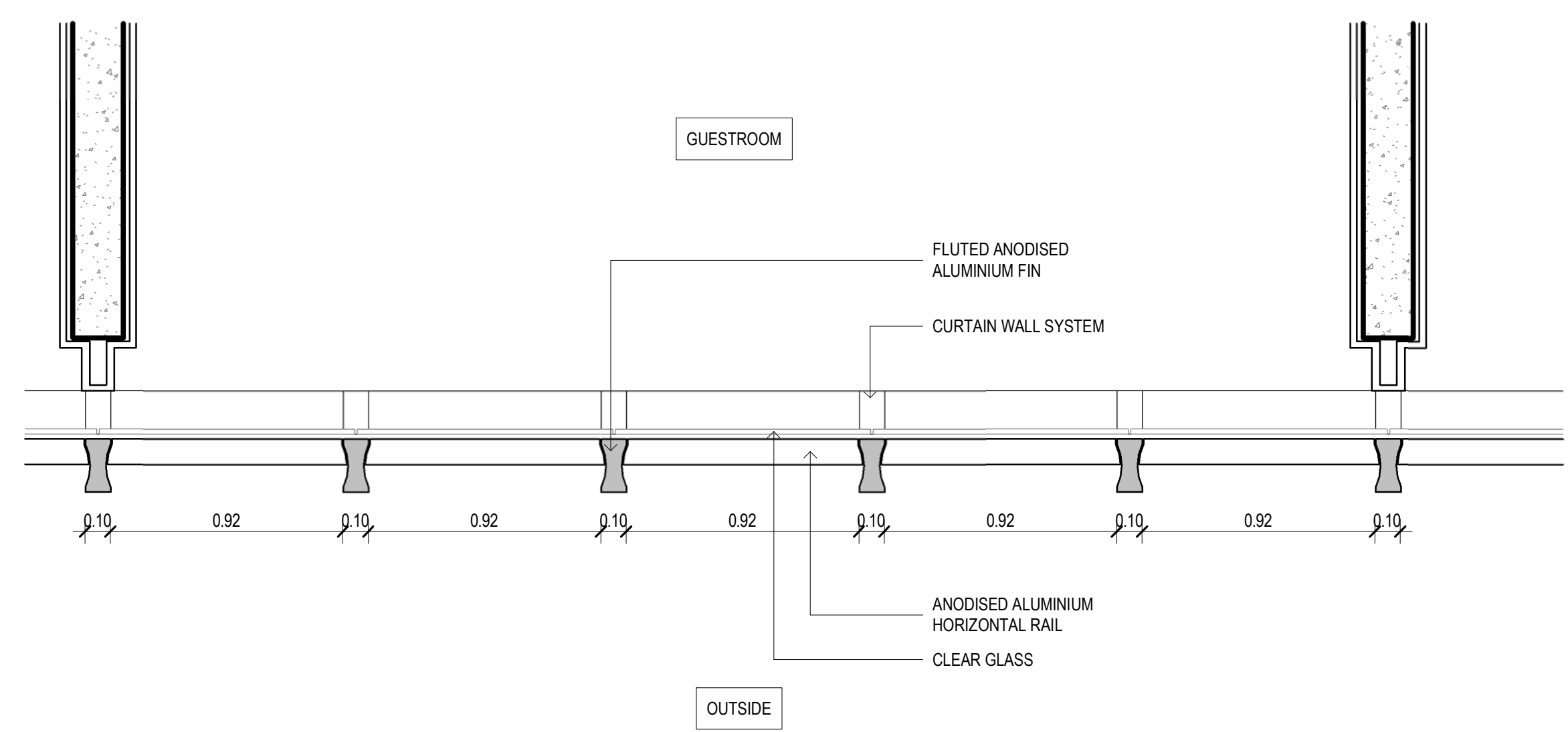




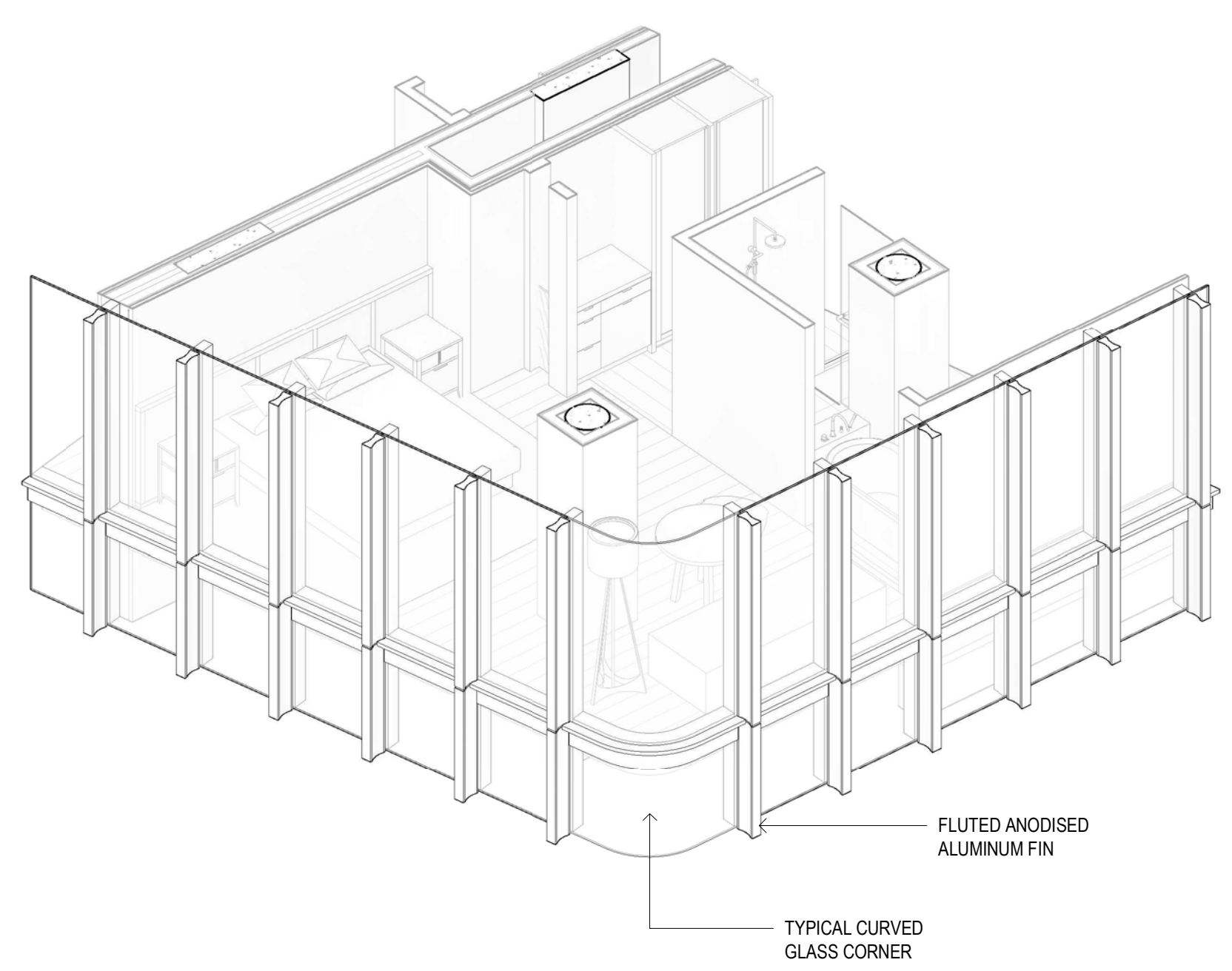
01 ELEVATION
1 : 20



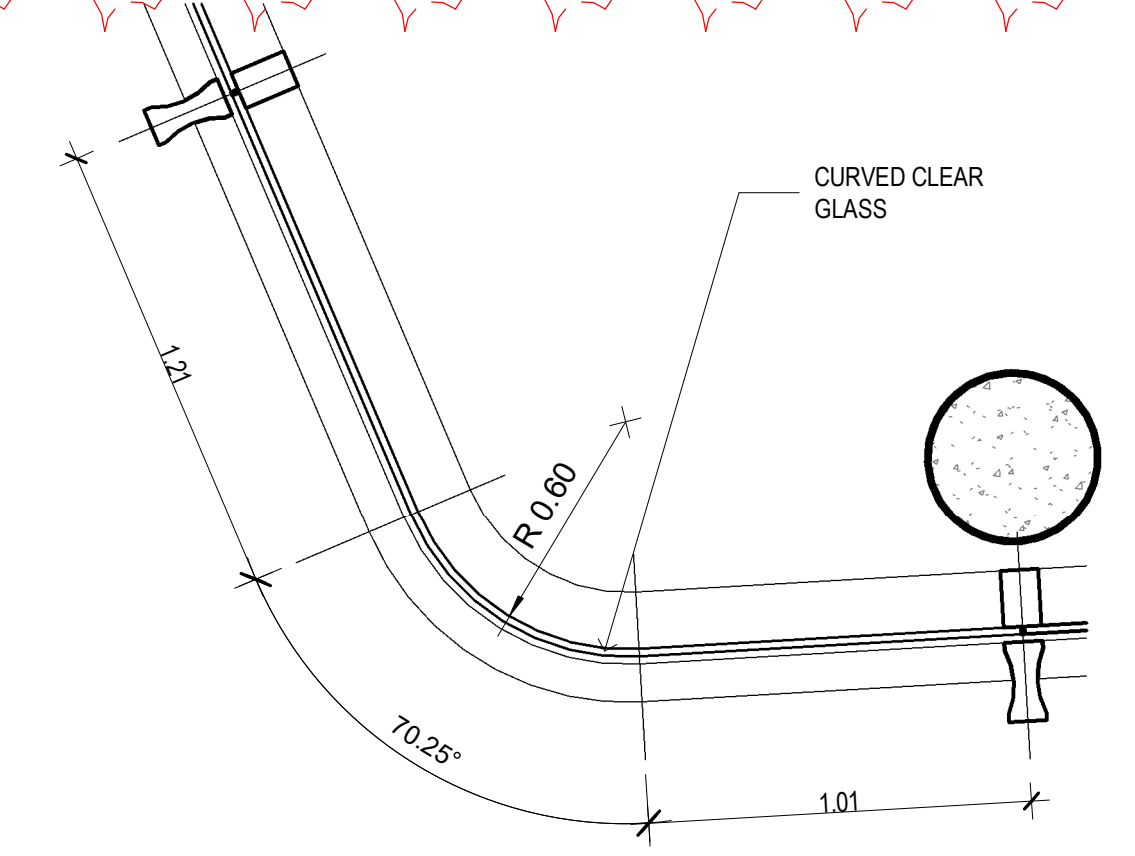
03 SECTION
1 : 20



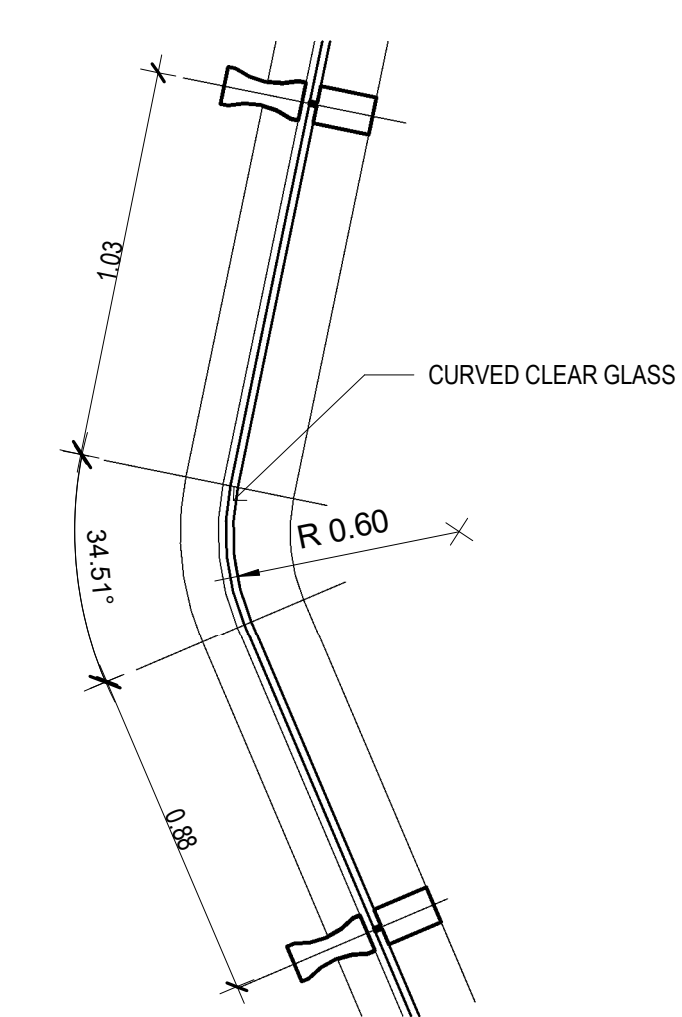
02 PLAN
1 : 20



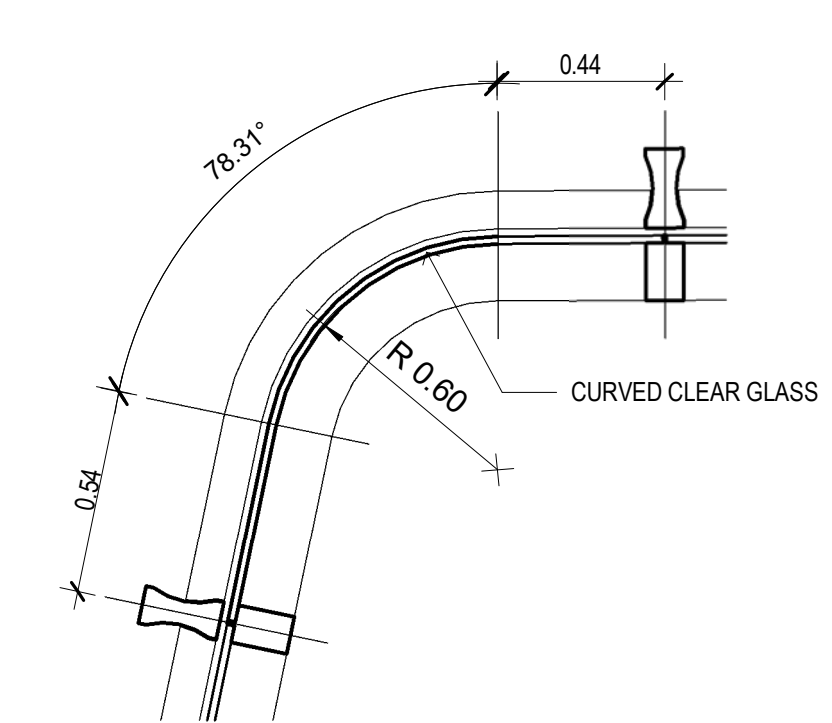
04 3D VIEW



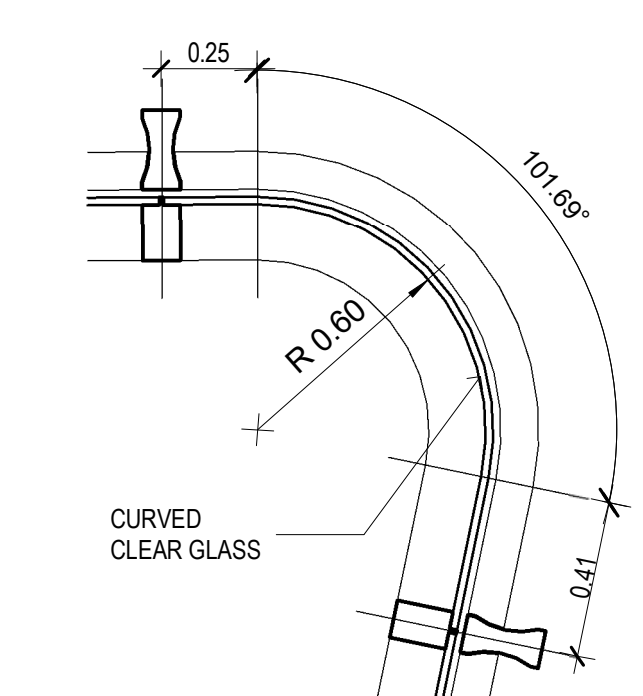
05 CURVED BAY SOUTH WEST 1
1 : 20



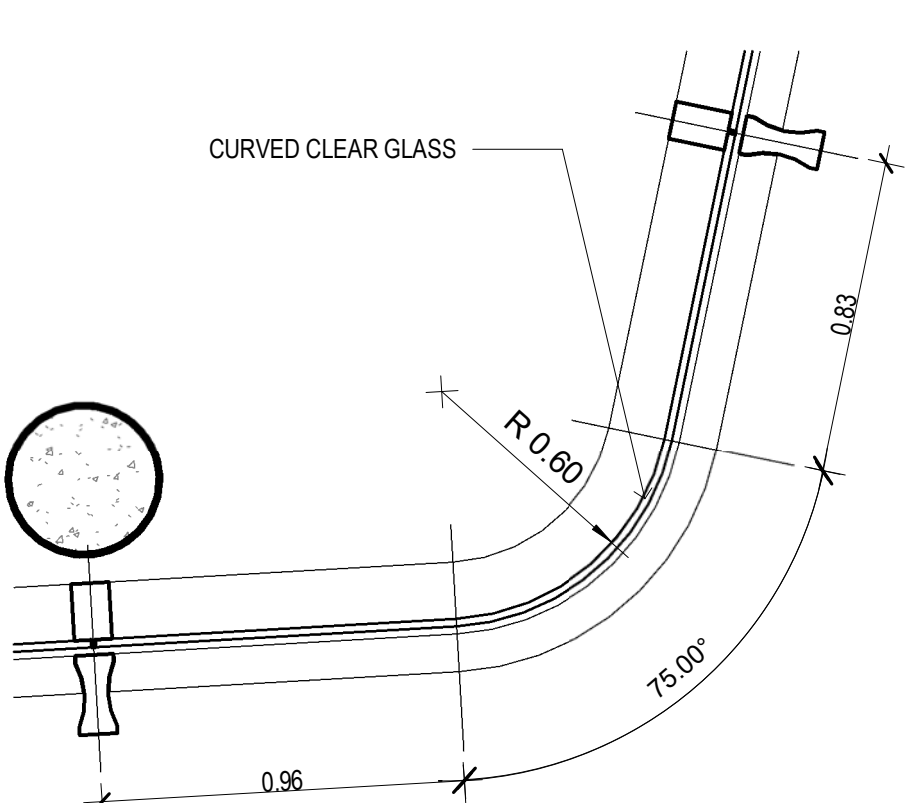
06 CURVED BAY SOUTH WEST 2
1 : 20



07 CURVED NORTH WEST
1 : 20



08 CURVED NORTH EAST
1 : 20



09 CURVED SOUTH EAST
1 : 20

INTELLECTUAL PROPERTY

© Ridley Consolidated Group Pty Limited ("Ridley" and Make) owns the intellectual property rights and moral rights to this document in accordance with the Copyright Act 1968 (Cth).

This document may only be used by the client for the particular project and express purpose for which it has been created. Any unauthorised use of this document is an infringement of Ridley's and Make's rights and is at the user's sole risk and liability.

KEYPLAN

BRIDGE STREET

YOUNG STREET

FARMER PLACE

BENT STREET

LANDS BUILDING

EDUCATION BUILDING

GENERAL ARRANGEMENT

GENERAL NOTES

1. DIMENSIONS ARE IN MILLIMETERS UNO.

2. DO NOT SCALE OFF DRAWING.

3. ALL DIMENSIONS TO BE VERIFIED ON SITE BEFORE PROCEEDING.

4. ALL DISCREPANCIES TO BE NOTIFIED IN WRITING TO RIDLEY CONSOLIDATED GROUP PTY LIMITED ("RIDLEY" AND MAKE)

02	SECTION 4.55 SUBMISSION - AMENDMENT	28.09.18
01	SECTION 4.55 SUBMISSION	19.09.18
00	DEVELOPMENT APPLICATION	17.10.16

ISSUE	DESCRIPTION	DATE
DESIGN ARCHITECT		

make

EXECUTIVE ARCHITECT

Ridley

INTERIOR DESIGNER

B A R

CLIENT

PONTIAC LAND (AUSTRALIA) PTY. LTD.

PROJECT

SANDSTONE PRECINCT

23-39 BRIDGE STREET, SYDNEY 2000, AUSTRALIA

PROJECT NUMBER

1166

SCALE	DRAWN	CHECKED
1 : 20@B1	SM	TD

STATUS

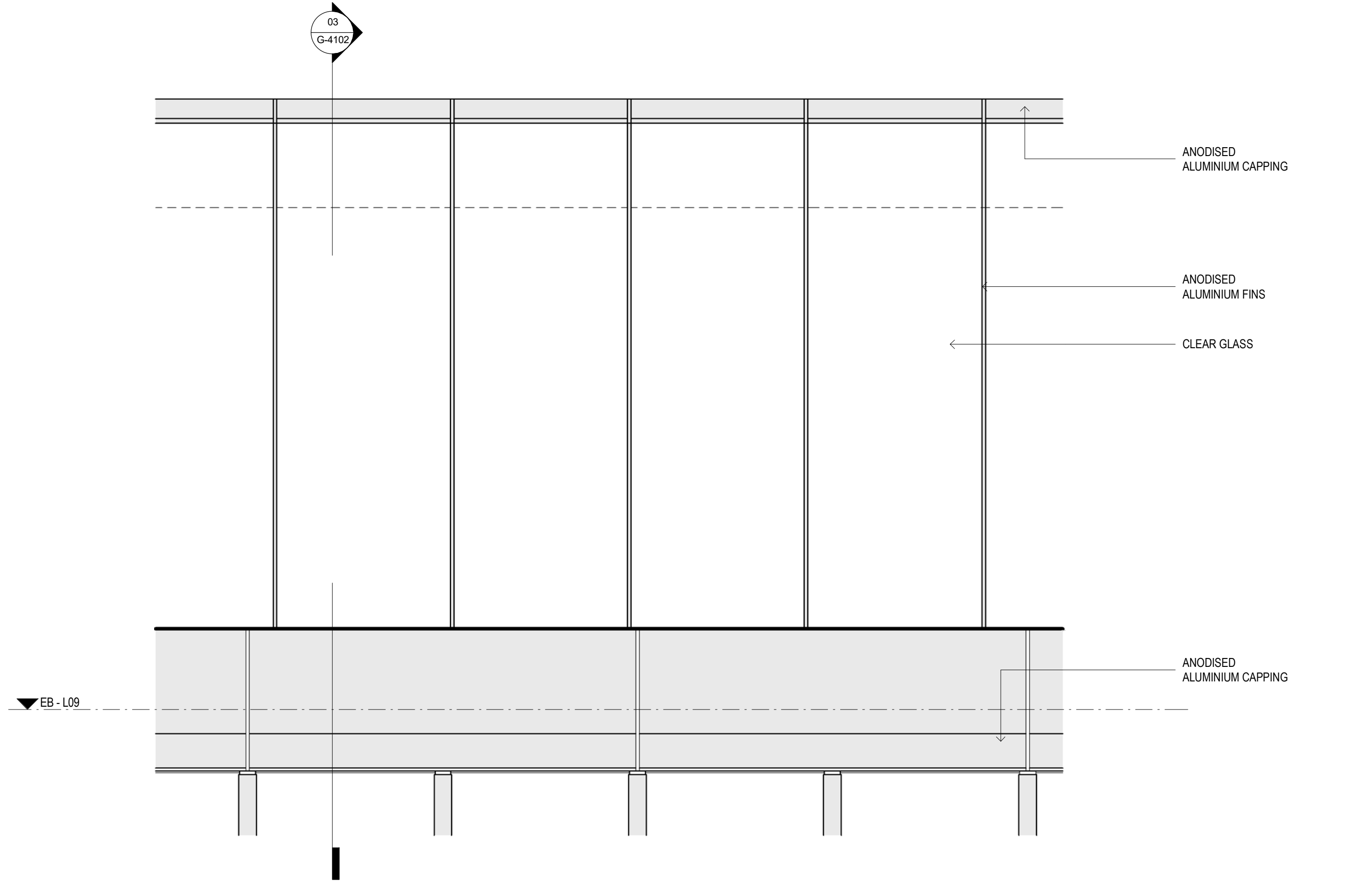
FOR APPROVAL

DRAWING

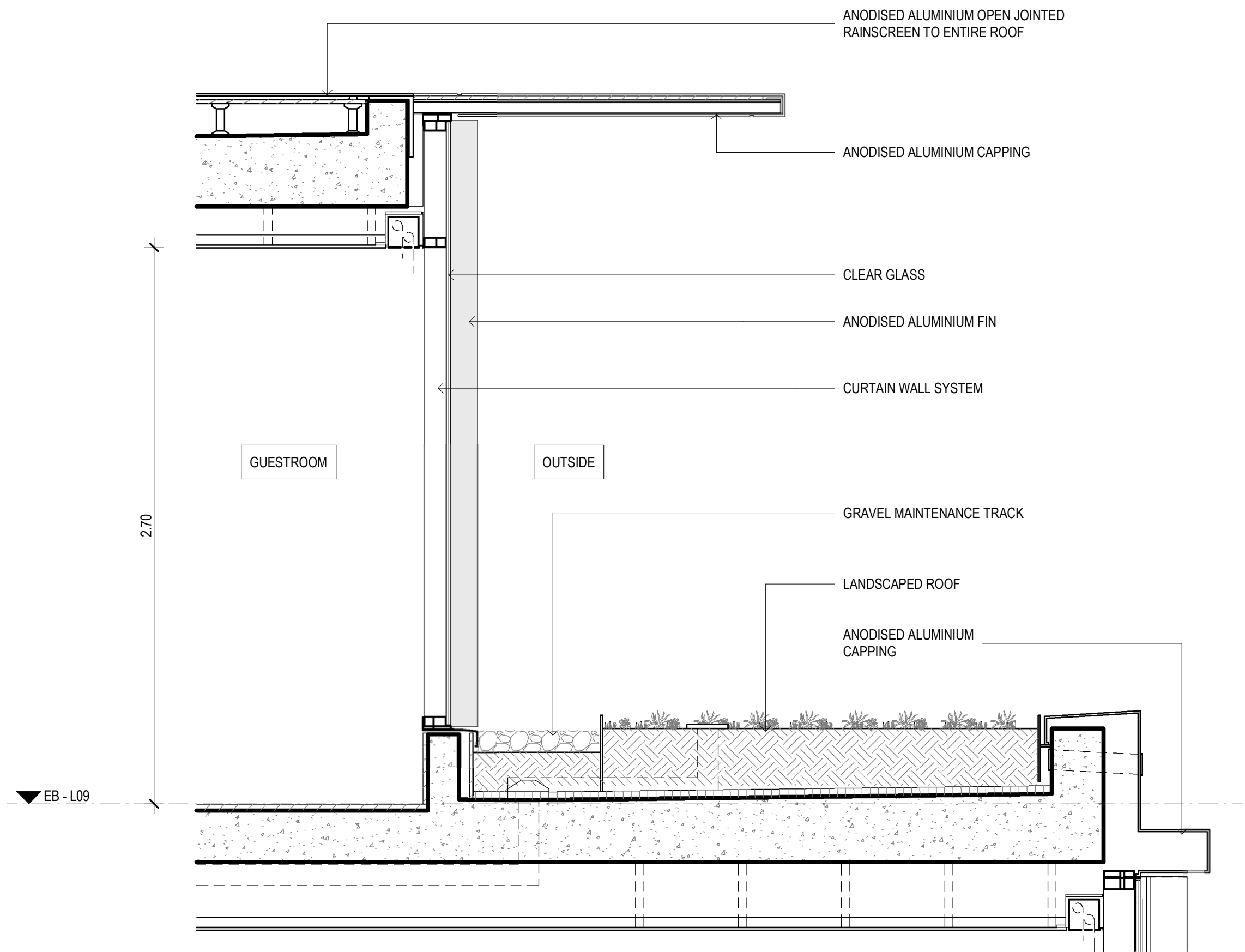
FACADE DETAILS

EDUCATION BUILDING - GLASS BAY

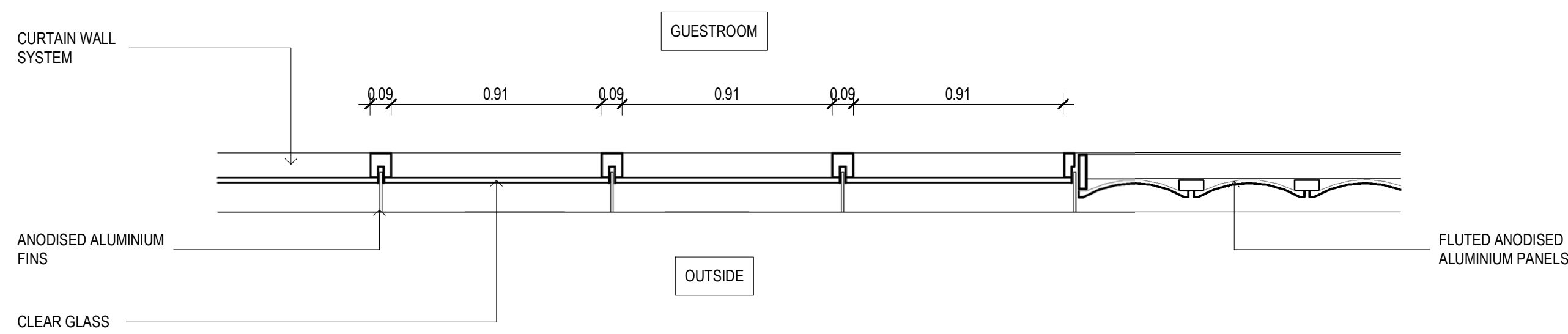
DRAWING NUMBER	ISSUE
SP-DA-G-4100	02



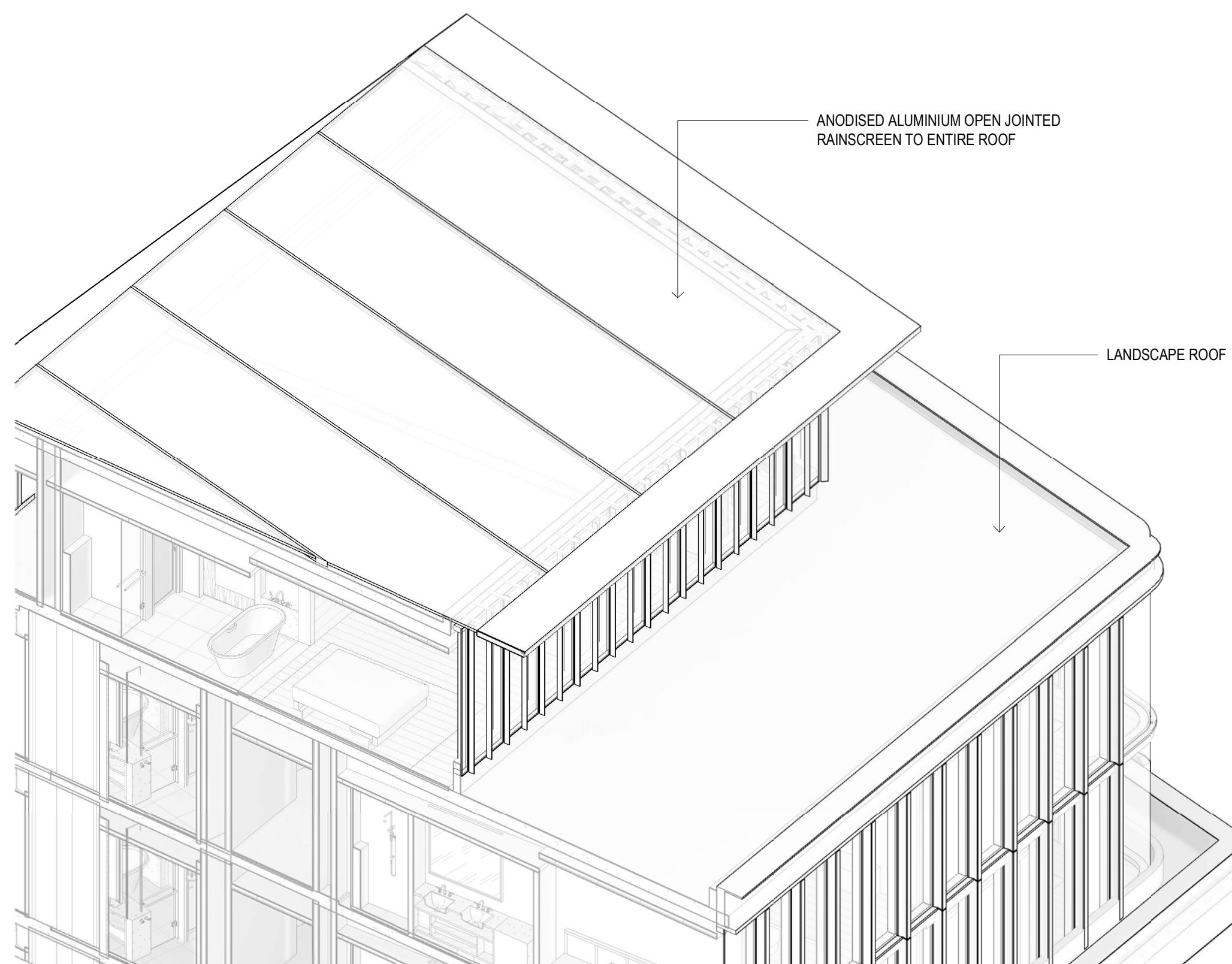
01 ELEVATION
1:20



03 SECTION
1:20



02 PLAN
1:20



04 3D VIEW

02	SECTION 4.55 SUBMISSION - AMENDMENT	28.09.18
01	SECTION 4.55 SUBMISSION	19.09.18
00	DEVELOPMENT APPLICATION	17.10.16

ISSUE	DESCRIPTION	DATE
-------	-------------	------

DESIGN ARCHITECT

make

EXECUTIVE ARCHITECT

Ridley

INTERIOR DESIGNER

B A R

CLIENT
PONTIAC LAND
(AUSTRALIA) PTY. LTD.

PROJECT

**SANDSTONE
PRECINCT**
23-39 BRIDGE STREET, SYDNEY 2000, AUSTRALIA

PROJECT NUMBER
1166

SCALE NTS@B1	DRAWN SM	CHECKED TD
-----------------	-------------	---------------

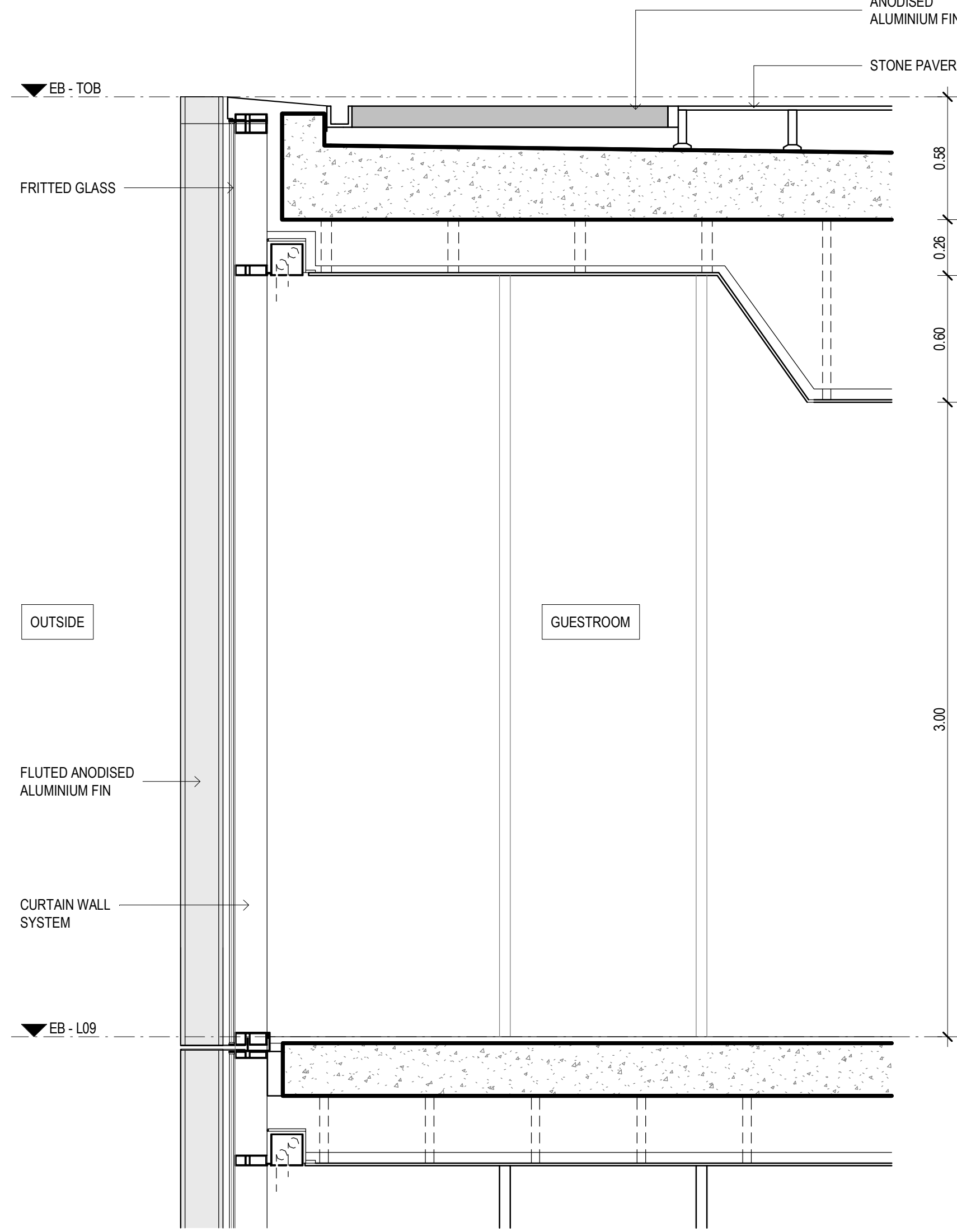

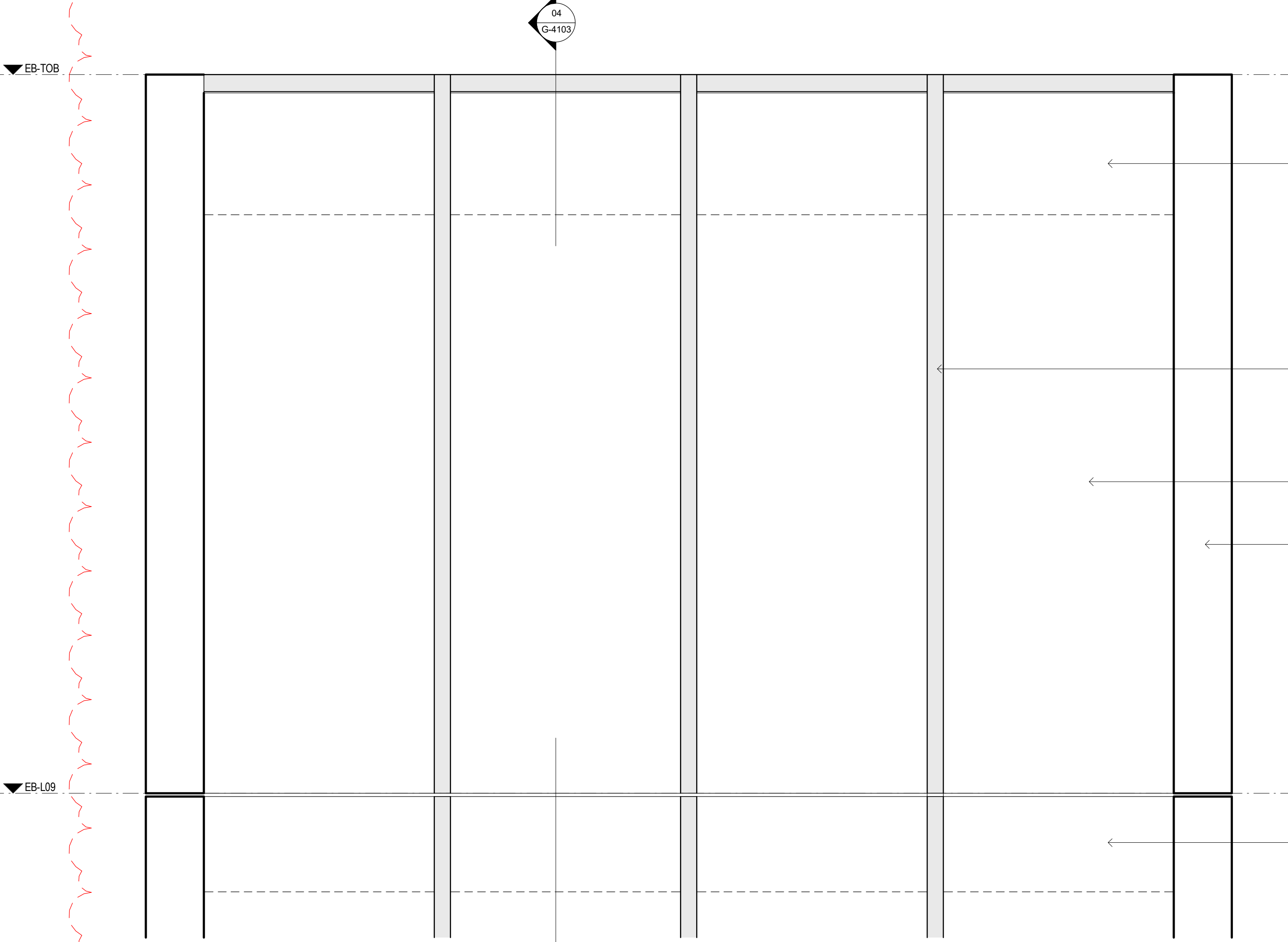
STATUS

FOR APPROVAL

DRAWING
FACADE DETAILS

**EDUCATION BUILDING -
GARDEN VILLA**

DRAWING NUMBER SP-DA-G-4102	ISSUE 02
---------------------------------------	--------------------



INTELLECTUAL PROPERTY
© Ridley Consolidated Group Pty Limited ("Ridley" and Make) owns the intellectual property rights and moral rights to this document in accordance with the Copyright Act 1968 (Cth).
This document may only be used by the client for the particular project and express purpose for which it has been created. Any unauthorised use of this document is an infringement of Ridley's and Make's rights and is at the user's sole risk and liability.

KEYPLAN

BRIDGE STREET
LANDS BUILDING
EDUCATION BUILDING
BENT STREET
YOUNG STREET
FARMER PLACE

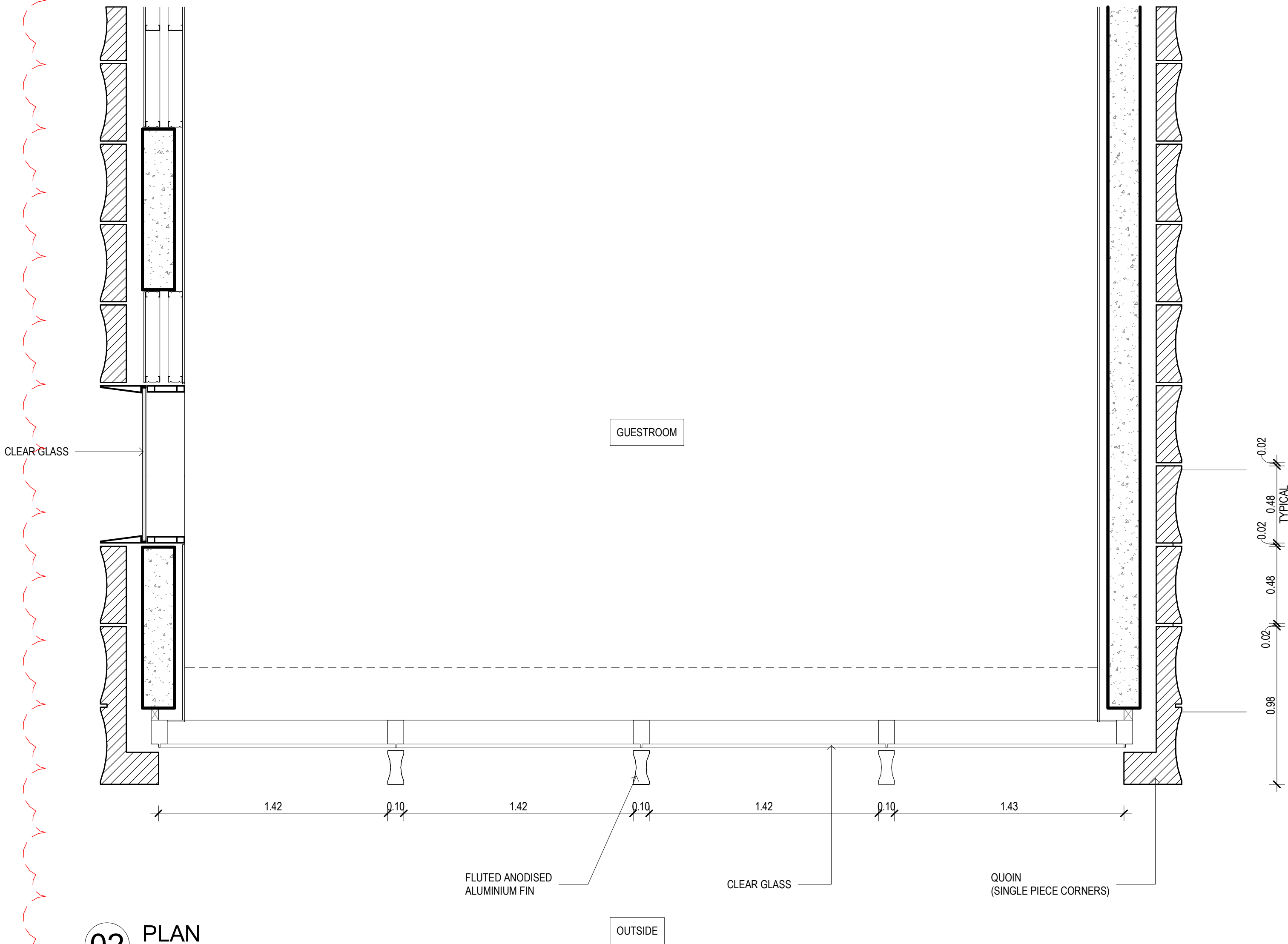
GENERAL ARRANGEMENT

GENERAL NOTES
1. DIMENSIONS ARE IN MILLIMETERS UNO.
2. DO NOT SCALE OFF DRAWING.
3. ALL DIMENSIONS TO BE VERIFIED ON SITE BEFORE PROCEEDING.
4. ALL DISCREPANCIES TO BE NOTIFIED IN WRITING TO RIDLEY CONSOLIDATED GROUP PTY LIMITED ("RIDLEY" AND MAKE)

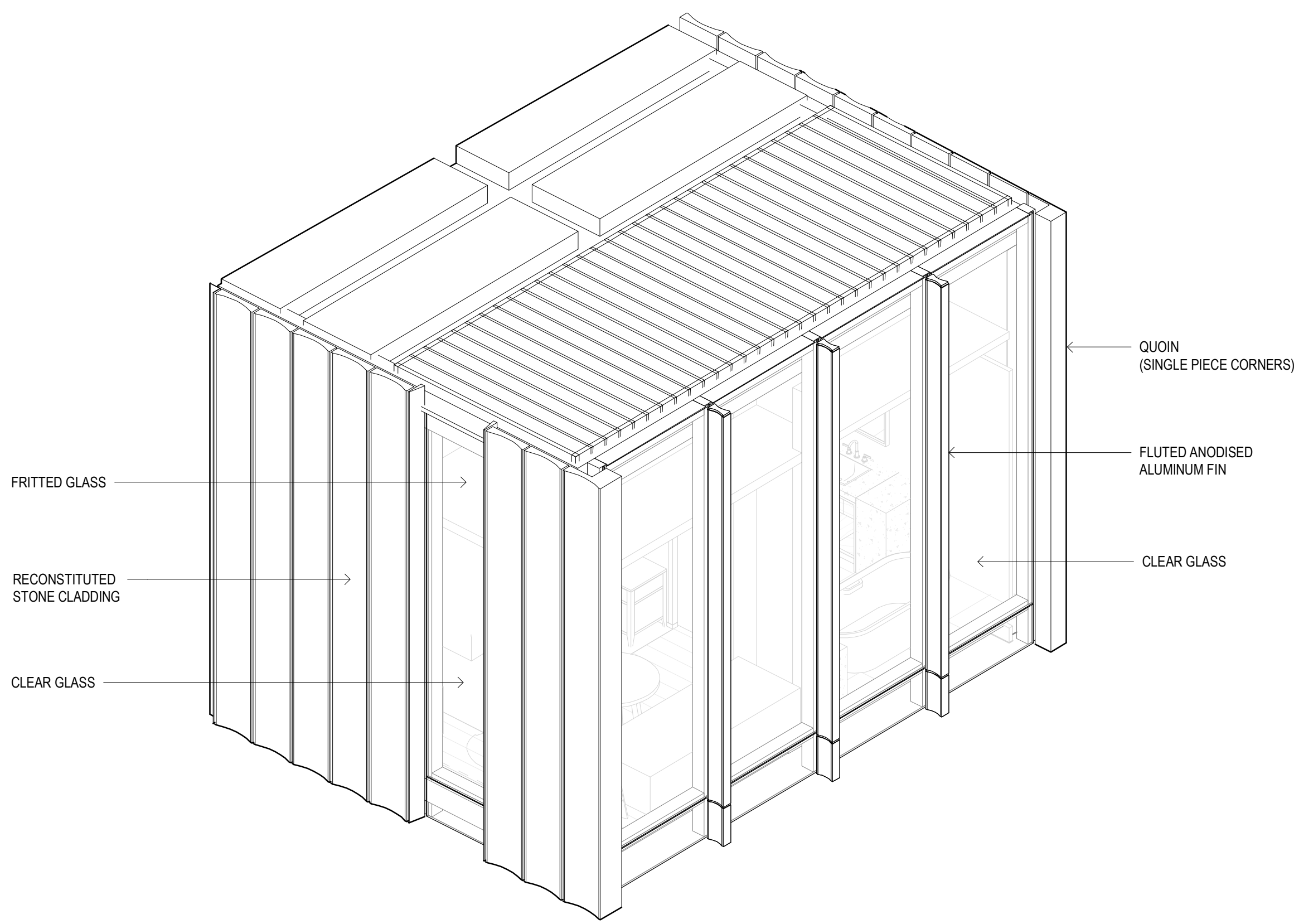
01 ELEVATION
1:20

03 PARTIAL ELEVATION
1:20

04 SECTION
1:20



02 PLAN
1:20

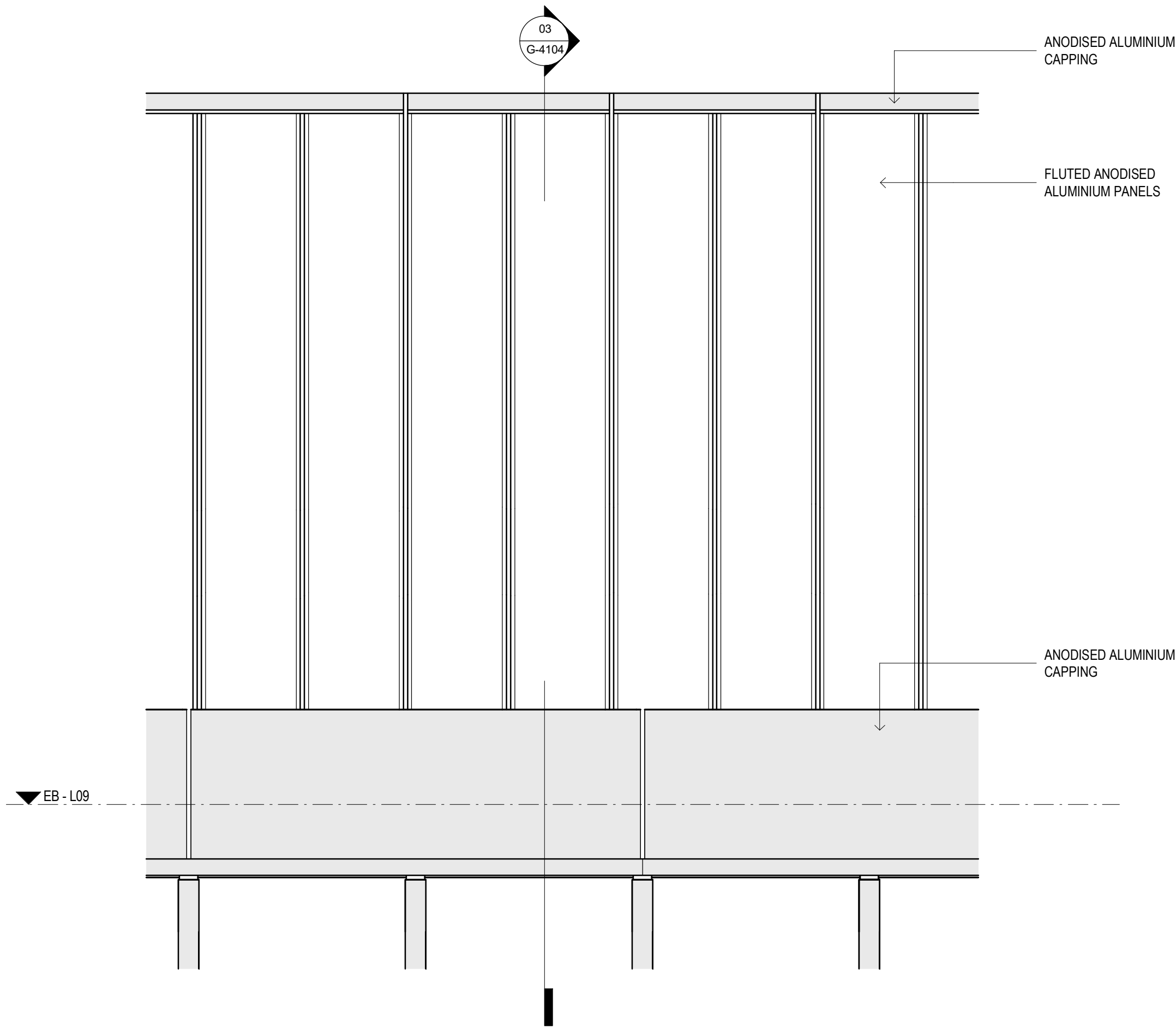


05 3D VIEW

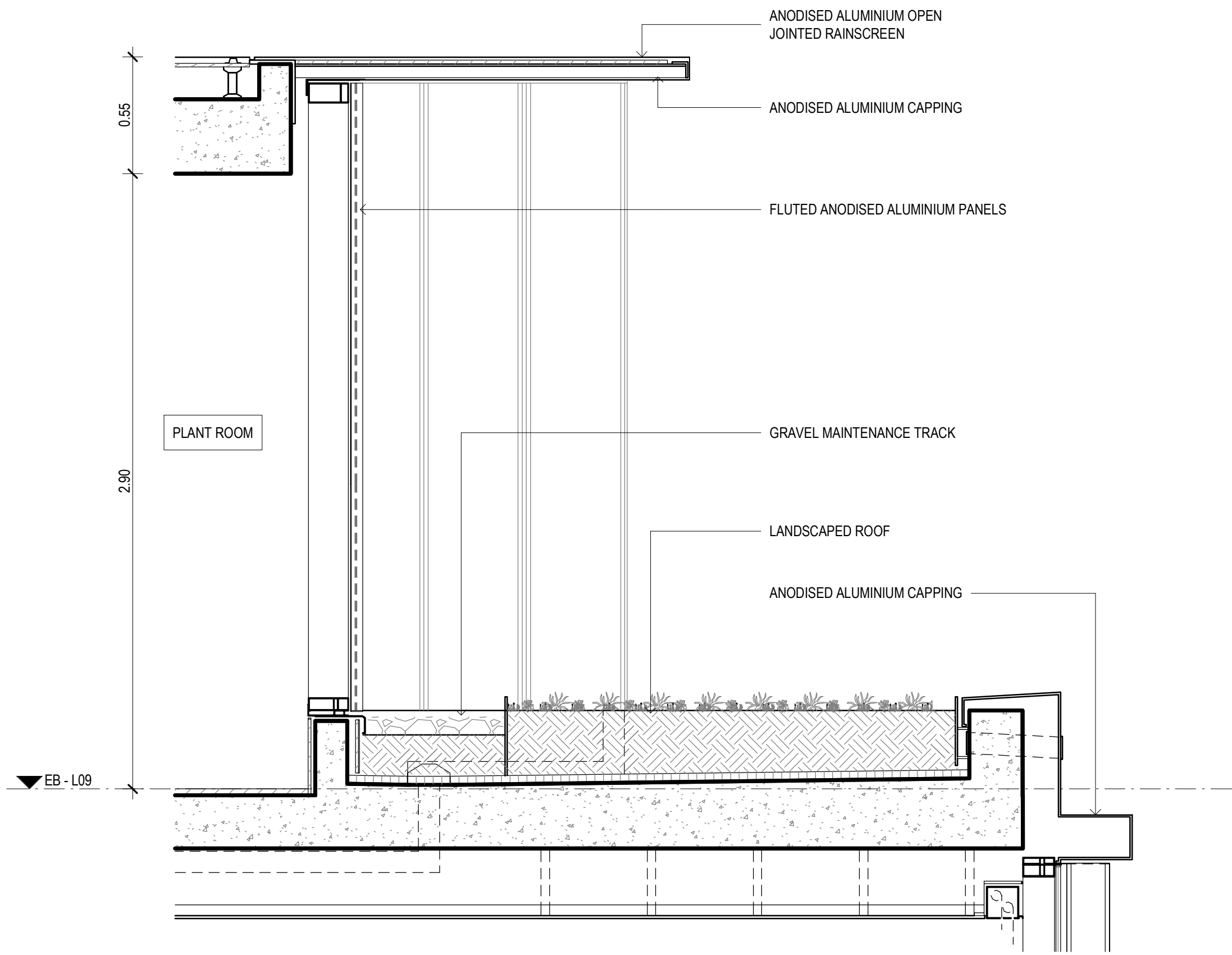
02 SECTION 4.55 SUBMISSION - AMENDMENT 28.09.18
01 SECTION 4.55 SUBMISSION 19.09.18
00 DEVELOPMENT APPLICATION 17.10.16

ISSUE	DESCRIPTION	DATE
02	SECTION 4.55 SUBMISSION - AMENDMENT	28.09.18
01	SECTION 4.55 SUBMISSION	19.09.18
00	DEVELOPMENT APPLICATION	17.10.16

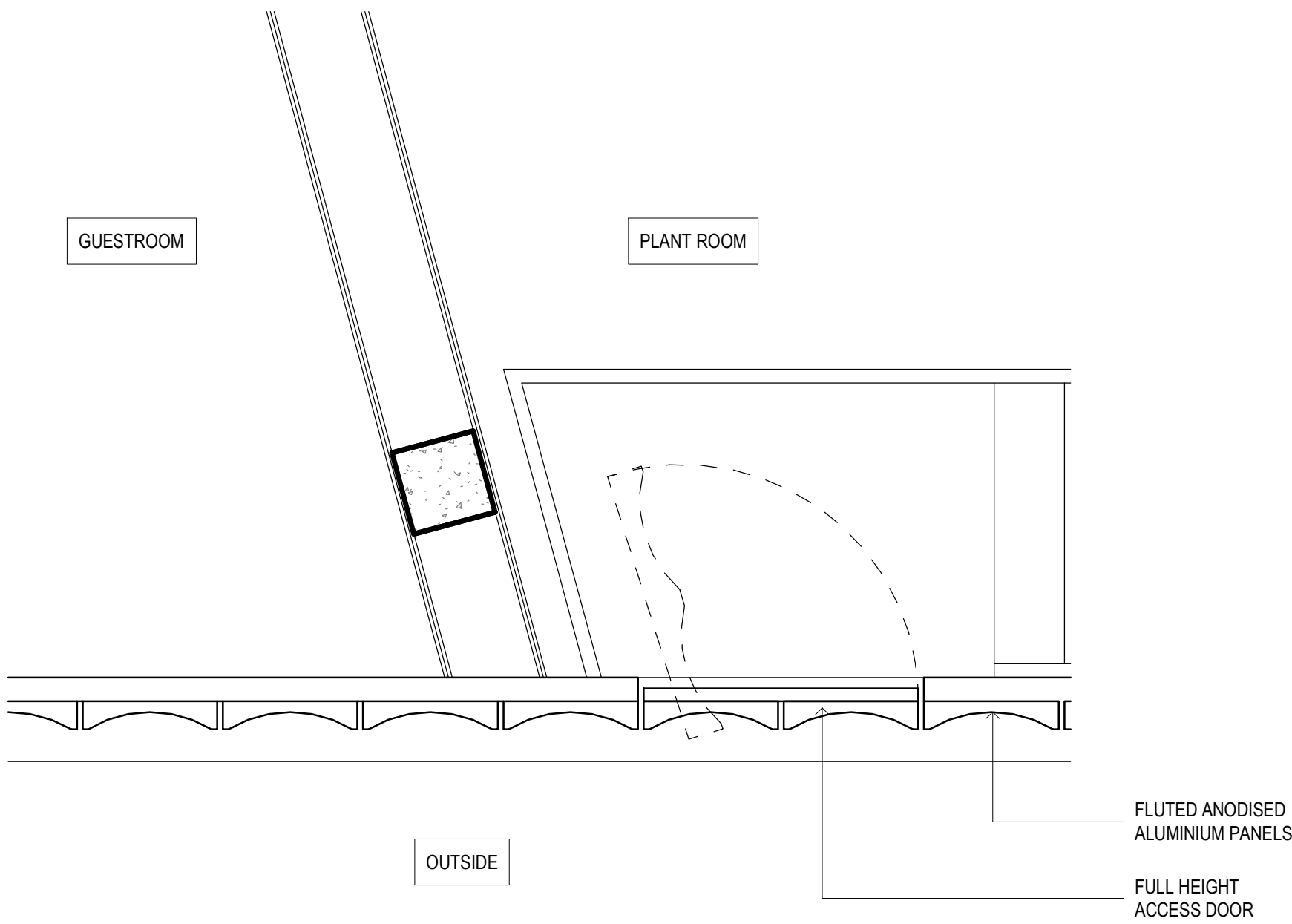
make
EXECUTIVE ARCHITECT
Ridley
INTERIOR DESIGNER
B A R
CLIENT
PONTIAC LAND (AUSTRALIA) PTY. LTD.
PROJECT
SANDSTONE PRECINCT
23-39 BRIDGE STREET, SYDNEY 2000, AUSTRALIA
PROJECT NUMBER
1166
SCALE
NTS@B1
DRAWN
SM
CHECKED
TD
STATUS
FOR APPROVAL
DRAWING
FACADE DETAILS
EDUCATION BUILDING - EAST & WEST TOWER
DRAWING NUMBER
SP-DA-G-4103
ISSUE
02



01 ELEVATION
1 : 20



03 SECTION
1 : 20



02 PLAN
1 : 20

INTELLECTUAL PROPERTY

© Ridley Consolidated Group Pty Limited ("Ridley" and Make) owns the intellectual property rights and moral rights to this document in accordance with the Copyright Act 1968 (Cth).

This document may only be used by the client for the particular project and express purpose for which it has been created. Any unauthorised use of this document is an infringement of Ridley's and Make's rights and is at the user's sole risk and liability.

KEYPLAN

BRIDGE STREET
GERRARD STREET
BENT STREET
LANDS BUILDING
EDUCATION BUILDING
FARMER PLACE
YOUNG STREET

GENERAL ARRANGEMENT

GENERAL NOTES

1. DIMENSIONS ARE IN MILLIMETERS UNO.
2. DO NOT SCALE OFF DRAWING.
3. ALL DIMENSIONS TO BE VERIFIED ON SITE BEFORE PROCEEDING.
4. ALL DISCREPANCIES TO BE NOTIFIED IN WRITING TO RIDLEY CONSOLIDATED GROUP PTY LIMITED ("RIDLEY" AND MAKE)

01	SECTION 4.55 SUBMISSION -	28.09.18
AMENDMENT		
00	SECTION 4.55 SUBMISSION	19.09.18

ISSUE	DESCRIPTION	DATE
-------	-------------	------

DESIGN ARCHITECT

make

EXECUTIVE ARCHITECT

Ridley

INTERIOR DESIGNER

B A R

CLIENT

PONTIAC LAND
(AUSTRALIA) PTY. LTD.

PROJECT

**SANDSTONE
PRECINCT**
23-39 BRIDGE STREET, SYDNEY 2000, AUSTRALIA

PROJECT NUMBER
1166

SCALE 1 : 20@B1	DRAWN SM	CHECKED TD
--------------------	-------------	---------------

STATUS

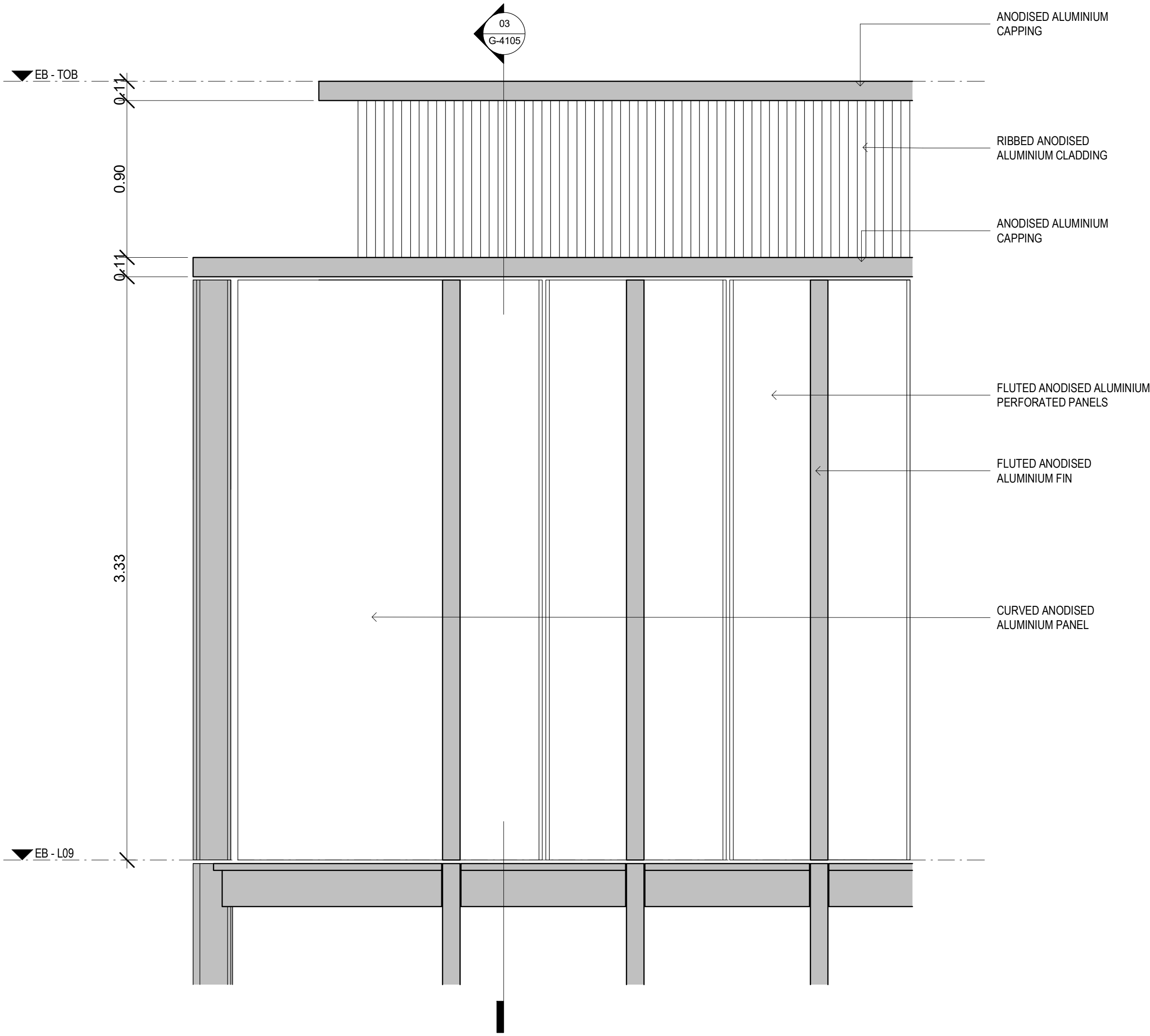
FOR APPROVAL

DRAWING

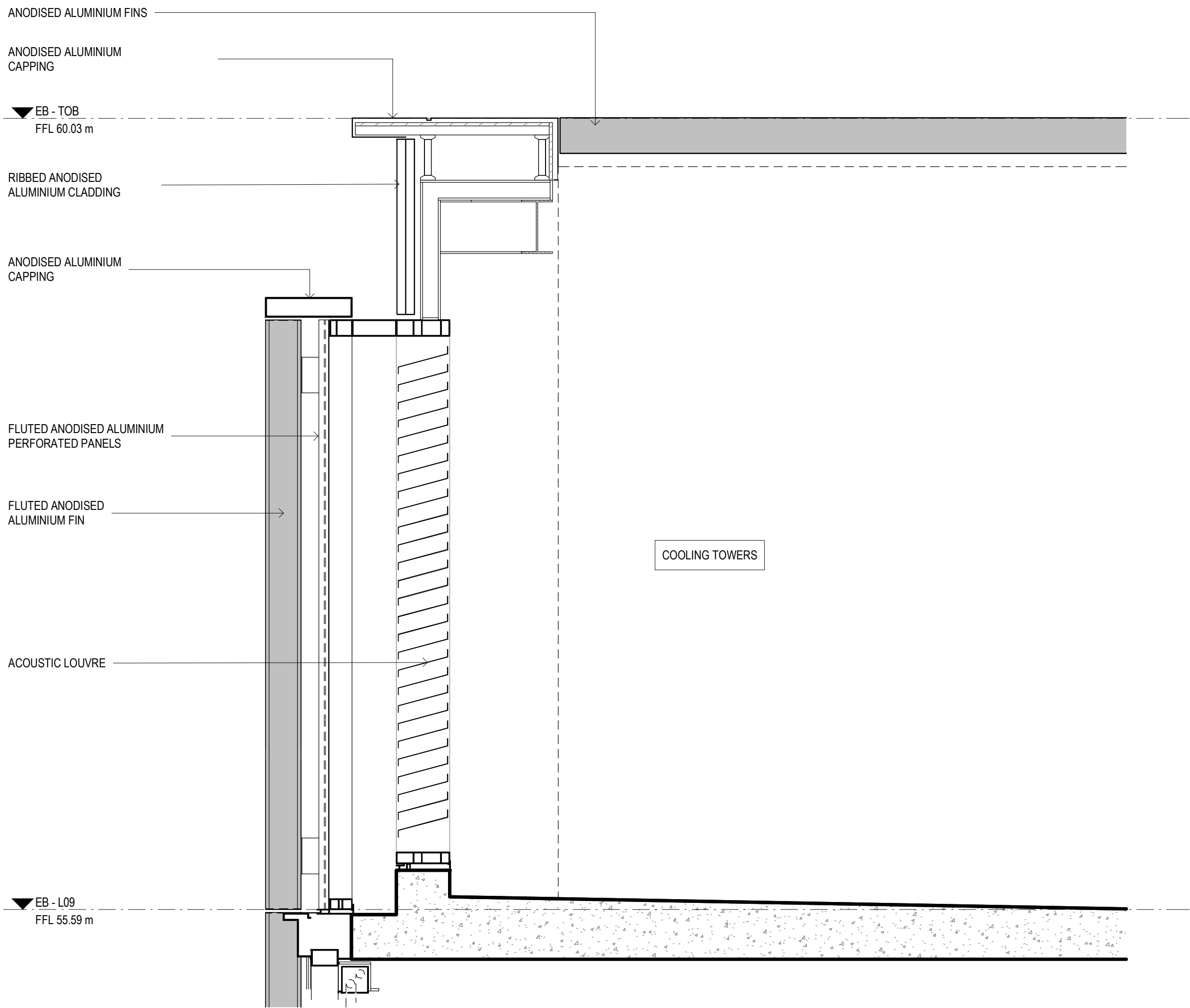
FACADE DETAILS

**EDUCATION BUILDING -
LEVEL 9 INFILL CLADDING**

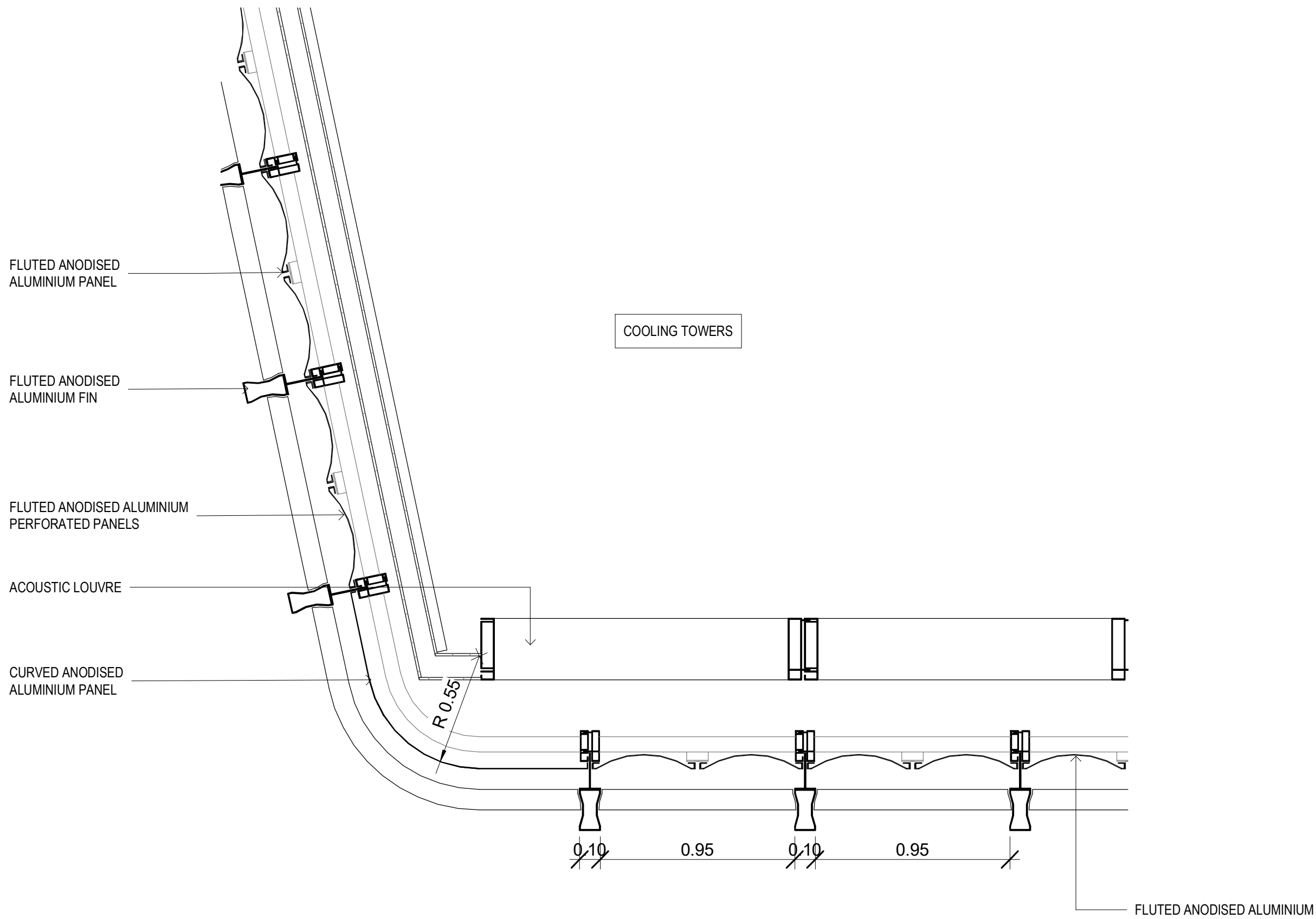
DRAWING NUMBER SP-DA-G-4104	ISSUE 01
---------------------------------------	--------------------



01 ELEVATION
1 : 20



03 SECTION
1 : 20



02 PLAN
1 : 20

INTELLECTUAL PROPERTY
© Ridley Consolidated Group Pty Limited ("Ridley" and Make) owns the intellectual property rights and moral rights to this document in accordance with the Copyright Act 1968 (Cth).
This document may only be used by the client for the particular project and express purpose for which it has been created. Any unauthorised use of this document is an infringement of Ridley's and Make's rights and is at the user's sole risk and liability.

KEYPLAN

BRIDGE STREET
BENT STREET
FARMER PLACE
YOUNG STREET
LANDS BUILDING
EDUCATION BUILDING

GENERAL ARRANGEMENT

GENERAL NOTES
1. DIMENSIONS ARE IN MILLIMETERS UNO.
2. DO NOT SCALE OFF DRAWING.
3. ALL DIMENSIONS TO BE VERIFIED ON SITE BEFORE PROCEEDING.
4. ALL DISCREPANCIES TO BE NOTIFIED IN WRITING TO RIDLEY CONSOLIDATED GROUP PTY LIMITED ("RIDLEY" AND MAKE)

01 SECTION 4.55 SUBMISSION - 28.09.18
AMENDMENT
00 SECTION 4.55 SUBMISSION 19.09.18
ISSUE DESCRIPTION DATE
DESIGN ARCHITECT

make
EXECUTIVE ARCHITECT

Ridley
INTERIOR DESIGNER

B A R

CLIENT
PONTIAC LAND (AUSTRALIA) PTY. LTD.

PROJECT
SANDSTONE PRECINCT
23-39 BRIDGE STREET, SYDNEY 2000, AUSTRALIA

PROJECT NUMBER **1166**

SCALE 1 : 20@B1 DRAWN SM CHECKED TD
STATUS
FOR APPROVAL
DRAWING

EDUCATION BUILDING - COOLING TOWERS



INTELLECTUAL PROPERTY

© Ridley Consolidated Group Pty Limited ("Ridley" and Make) owns the intellectual property rights and moral rights to this document in accordance with the Copyright Act 1968 (Cth).

This document may only be used by the client for the particular project and express purpose for which it has been created. Any unauthorised use of this document is an infringement of Ridley's and Make's rights and is at the user's sole risk and liability.

KEYPLAN

GENERAL ARRANGEMENT

GENERAL NOTES

1. DIMENSIONS ARE IN MILLIMETERS UNO.
2. DO NOT SCALE OFF DRAWING.
3. ALL DIMENSIONS TO BE VERIFIED ON SITE BEFORE PROCEEDING.
4. ALL DISCREPANCIES TO BE NOTIFIED IN WRITING TO RIDLEY CONSOLIDATED GROUP PTY LIMITED ("RIDLEY" AND MAKE)

02	SECTION 4.55 SUBMISSION - AMENDMENT	28.09.18
01	SECTION 4.55 SUBMISSION	19.09.18
00	DEVELOPMENT APPLICATION	10.10.16
ISSUE	DESCRIPTION	DATE

DESIGN ARCHITECT

make

EXECUTIVE ARCHITECT

Ridley

INTERIOR DESIGNER

B A R

CLIENT

PONTIAC LAND
(AUSTRALIA) PTY. LTD.

PROJECT

**SANDSTONE
PRECINCT**
23-39 BRIDGE STREET, SYDNEY 2000, AUSTRALIA

PROJECT NUMBER

1166

SCALE NTS@B1	DRAWN JG	CHECKED CZ
-----------------	-------------	---------------

STATUS

FOR APPROVAL

DRAWING

PROPOSED PLANS

SHADOW STUDIES

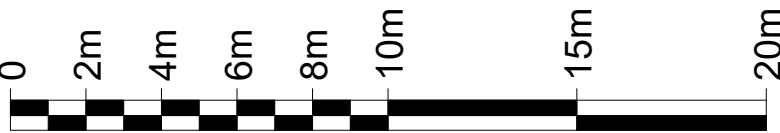
DRAWING NUMBER

SP-DA-G-5000

ISSUE

02

1:200



LANDS BUILDING ROOF

NORTH WEST ROOF	STEEL AND GLASS DIAGRID
NORTH EAST ROOF	OPEN STEEL PERGOLA
SOUTHERN ROOF	CURVED, RIBBED STAINLESS STEEL PANELS

EDUCATION BUILDING ROOFTOP EXTENSION

LEVEL 06 SOUTH	SANDSTONE TONED RENDER DARK BRONZE TONED PPC RECESSED WINDOWS SILVER TONED ANODISED ALUMINIUM CAPPING
LEVEL 06 NORTH / LEVEL 07 AND 08 FACADE	SILVER TONED ANODISED ALUMINIUM CAPPING SILVER TONED ANODISED ALUMINIUM HORIZONTAL RAILS DARK BRONZE TONED PPC CURTAIN WALLING; CLEAR GLASS
LEVEL 06 - 09 EAST AND WEST TOWER	SILVER TONED ANODISED ALUMINIUM FINS DARK BRONZE TONED PPC CURTAIN WALLING; CLEAR GLASS SANDSTONE TONED FLUTED RECONSTITUTED STONE CLADDING
LEVEL 09 GARDEN VILLAS	SILVER TONED ANODISED ALUMINIUM FINS DARK BRONZE TONED PPC CURTAIN WALLING; CLEAR GLASS SILVER TONED ANODISED ALUMINIUM FLUTED PANELS
LEVEL 09 INFILL CLADDING	SILVER TONED ANODISED ALUMINIUM FLUTED PANELS
LEVEL 09 COOLING TOWERS	SILVER TONED ANODISED ALUMINIUM FLUTED PERFORATED PANELS SILVER TONED ANODISED ALUMINIUM FLUTED FINS SILVER TONED ANODISED ALUMINIUM ROOF CAPPING

INTELLECTUAL PROPERTY

© Ridley Consolidated Group Pty Limited ("Ridley" and Make) owns the intellectual property rights and moral rights to this document in accordance with the Copyright Act 1968 (Cth).

This document may only be used by the client for the particular project and express purpose for which it has been created. Any unauthorised use of this document is an infringement of Ridley's and Make's rights and is at the user's sole risk and liability.

KEYPLAN

GENERAL ARRANGEMENT

GENERAL NOTES

1. DIMENSIONS ARE IN MILLIMETERS UNO.

2. DO NOT SCALE OFF DRAWING.

3. ALL DIMENSIONS TO BE VERIFIED ON SITE BEFORE PROCEEDING.

4. ALL DISCREPANCIES TO BE NOTIFIED IN WRITING TO RIDLEY CONSOLIDATED GROUP PTY LIMITED ("RIDLEY" AND MAKE)

02	SECTION 4.55 SUBMISSION - AMENDMENT	28.09.18
01	SECTION 4.55 SUBMISSION	19.09.18
00	DEVELOPMENT APPLICATION	06.10.16

ISSUE	DESCRIPTION	DATE
-------	-------------	------

DESIGN ARCHITECT

make

EXECUTIVE ARCHITECT

Ridley

INTERIOR DESIGNER

B A R

CLIENT

PONTIAC LAND
(AUSTRALIA) PTY. LTD.

PROJECT

SANDSTONE
PRECINCT

23-39 BRIDGE STREET, SYDNEY 2000, AUSTRALIA

PROJECT NUMBER 1166

SCALE 1 : 20@B1	DRAWN SM	CHECKED TD
--------------------	-------------	---------------

STATUS

FOR APPROVAL

DRAWING

MATERIALS & FINISHES
SCHEDULE

DRAWING NUMBER

SP-DA-G-6000

ISSUE

02

1:200

