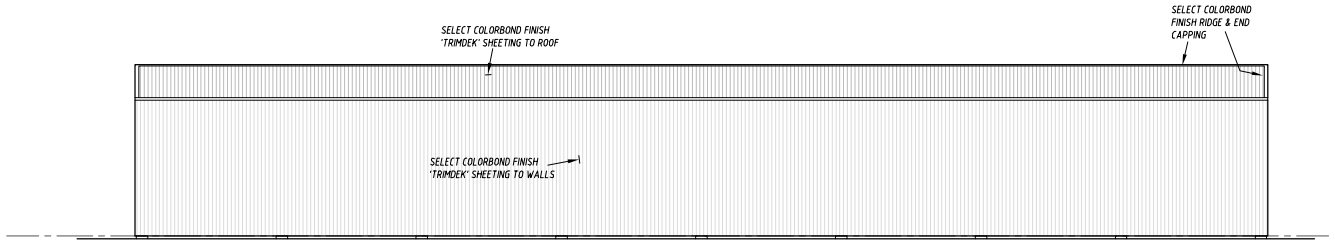

WEST ELEVATIONS

SCALE 1:200

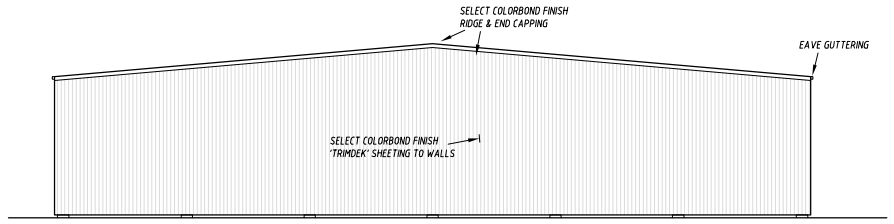

NORTH / SOUTH ELEVATIONS

SCALE 1:200

NOTE;
DOWN PIPES NOT SHOWN TO BE PROVIDED & LOCATED ON SITE ON SITE AT TIME OF CONSTRUCTION

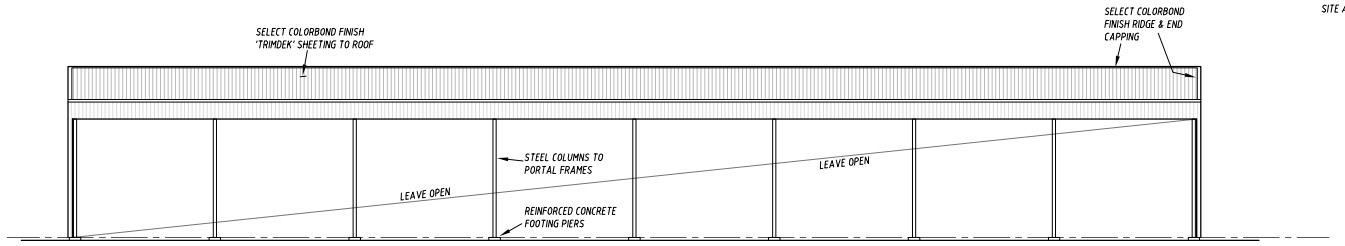

EAST ELEVATIONS

SCALE 1:200

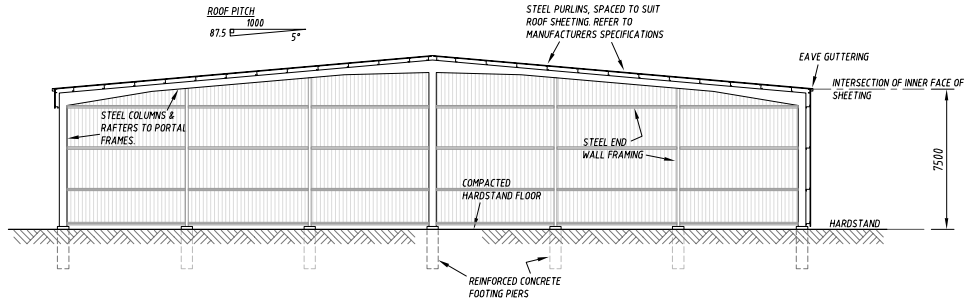

SECTION A

SCALE 1:200

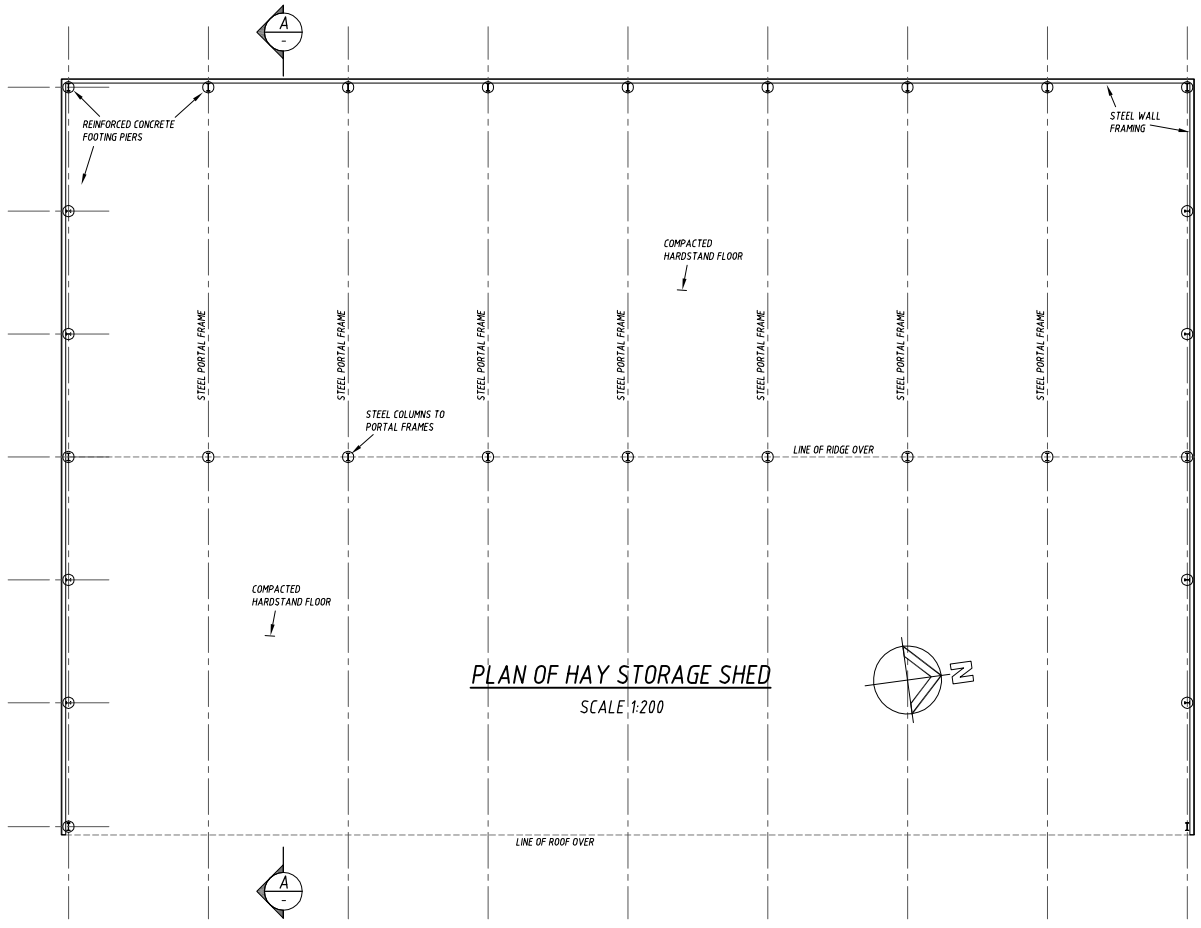

PLAN OF HAY STORAGE SHED

SCALE 1:200

0 2000 4000 6000 8000 10000mm

SCALE 1:200 AT ORIGINAL SIZE

FOR APPROVAL

No	Revision Description	Drawn	Approved	Date
B	REVISED WITH RESPONSE TO SUBMISSIONS	LGH		23.01.17
A	ISSUED FOR APPROVAL	LGH	-	29.02.16

SARAN ENGINEERS & MANAGERS
Unit 3, 9 Gateway Crescent, Orange. NSW 2800
P.O. Box 8431, Orange. N.S.W 2800

DO NOT SCALE

COOK & ROE
Copyright.
This document may only be used by the client of Cook & Roe (and any other person who Cook & Roe has agreed can use this document) for the purpose for which it was prepared and must not be used by any other person or for any other purpose.

COOK & ROE STRUCTURAL ENGINEERS
P 02 6360 2561 F 02 6360 2907
E OFFICE@COOKANDROE.COM.AU
PO BOX 1935, ORANGE NSW 2800
COOKANDROE.COM.AU

Project: **PROPOSED SMALL STOCK ABATTOIR MITCHELL HIGHWAY. BOURKE N.S.W.**

Title: **PLAN OF HAY STORAGE BUILDING**

Client: **CAPRA DEVELOPMENTS PTY LTD**

Drawn	LGH	Designed	Approved
Scale	AS SHOWN	Date FEB. 2016	This Drawing must not be used for Construction unless signed as Approved

Drawing No: **32061-DA.20** Rev: **B** Original Size **A1**