

24 August 2016

Attn: Ben Sawley  
ResourceCo RRF Pty Ltd  
PO Box 542  
Enfield Plaza, SA 5085

Attention: **Mr Ben Sawley**

**PROJECT: RESOURCECO WETHERILL PARK DEVELOPMENT 35 – 37 FRANK STREET, WETHERILL PARK  
NSW  
RE: MINOR AMENDMENTS TO STATE SIGNIFICANT DEVELOPMENT APPLICATION SSD 15\_7256**

Dear Ben,

We understand that various requests for information have been made by authorities involved in assessing the State Significant Development Application lodged by ResourceCo for the development of their resource recovery facility to be located at 35-37 Frank Street, Wetherill Park Sydney NSW.

As requested by ResourceCo, we have made minor adjustments to site levels as provided by the project Civil Engineer in order to improve the following: -

- Surface storm water management
- Reduce the impact on the existing boundary retaining walls - the original design undermined the existing blockwork retaining wall footing on the east boundary and significantly surcharged the existing crib retaining wall on the west boundary. This revised submission has minimised the undermining and surcharging of the existing west and east retaining walls respectively and reduced the north side retaining wall height.
- Remove the existing sediment trap and improve construction phase sediment management. The existing sediment trap at the north-west corner of the site was documented to remain for the duration of the construction which is not practically buildable as the existing sediment trap encroaches well under the footprint of the new building, pavements and retaining walls. Establishment of a new temporary sediment management scheme and early removal and reinstating the ground in the area of the original sediment trap with controlled fill, integrally placed with the bulk earthworks, to the bench level is required.

Generally, all other aspects of site planning remain unchanged.

In summary the following amendments have been made to the scheme;

- The internal finished floor level of the Manufacturing Hall has been lowered by 500mm to RL 49.00.
- The Workshop area has been lowered by 450mm to RL 49.65.
- The Administration area has been lowered by 300mm to RL 50.75.
- The levels of the front of the site have also been adjusted so that the carpark is more closely aligned with the natural site levels which reduces the number of retaining walls required and site fill in this location. This has removed the need for the stair to be able to access the carpark on the western side of the site near the truck entry.

These amendments have required some adjustment to pavement levels and associated retaining walls. In principal these changes have moved to reduce the requirements for significant retaining walls along the western and northern boundaries of the site, as well as reducing the mass and impact of the buildings and retaining walls at street level.

This amendment includes the following drawings;

- SK1101-SITE PLAN \_P3
- SK1102-SITE PLAN DETAIL-PART 1\_P3
- SK1102-SITE PLAN DETAIL-PART 2\_P3
- SK3101-ELEVATIONS-MANUFACTURING HALL\_P3
- SK3102-ELEVATIONS-OFFICE WORKSHOP\_P3

- SK4101-SECTION\_P3

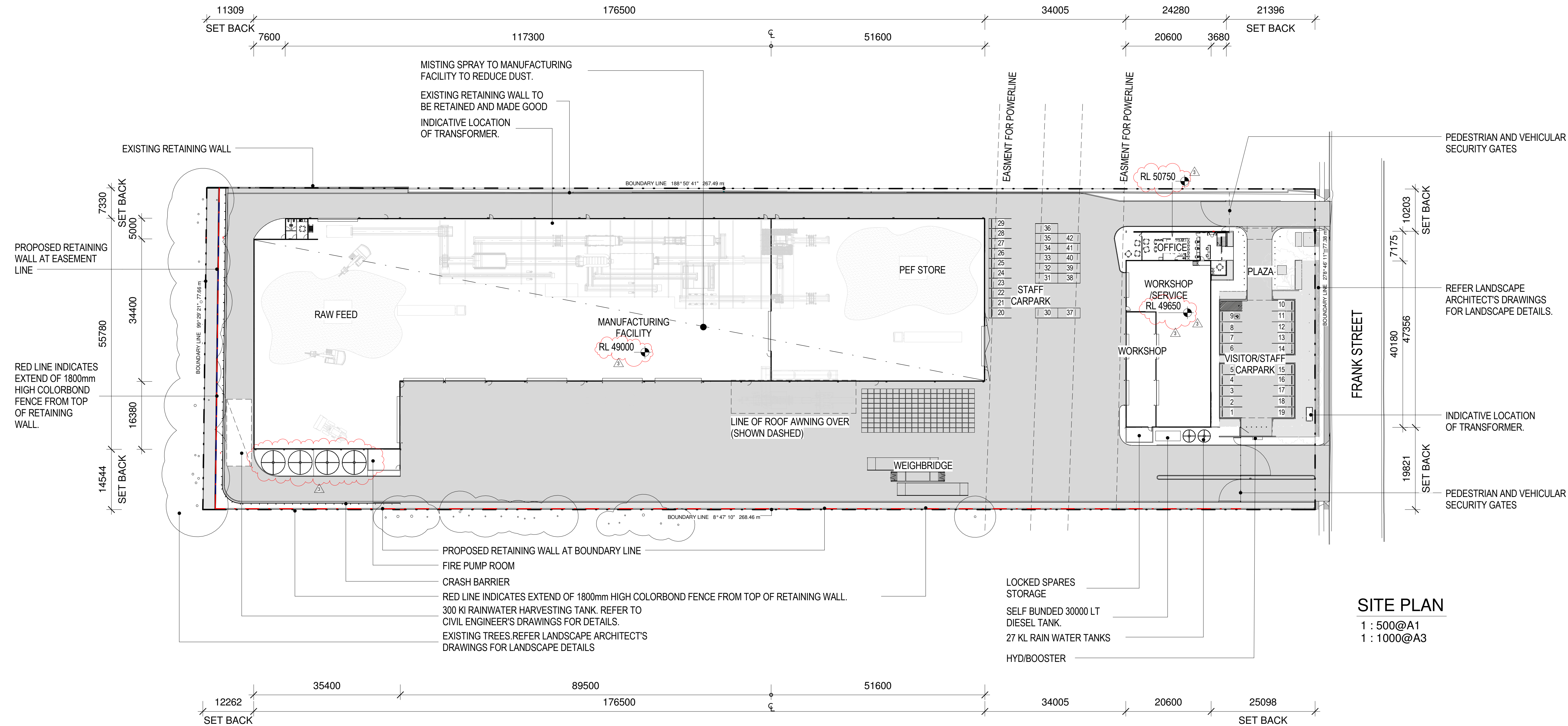
If you have any queries, please feel free to contact us.

Yours sincerely,

A handwritten signature in black ink, appearing to read 'Matt Bell', with a stylized flourish at the end.

Matt Bell  
Managing Director  
*Registered Architect NSW, VIC, SA, NT, QLD + WA*

**BELL Architecture Pty Ltd**




SITE PLAN

1 : 500@A1  
1 : 1000@A3

FOR DEVELOPMENT APPROVAL

THIS DRAWING IS OWNED BY AND REMAINS THE PROPERTY OF BELL ARCHITECTURE. ALL RIGHTS RESERVED. REPRODUCTION OR USE OF THIS DRAWING WITHOUT THE PERMISSION OF THE ARCHITECT IS ILLEGAL. THE CLIENT IS LICENSED TO USE THIS DRAWING FOR THE WORKS SPECIFIC TO THIS SITE. SUBJECT TO THE FULL PAYMENT OF THE ARCHITECT'S FEES AND COMPLIANCE WITH THE TERMS AND CONDITIONS OF THE CLIENT/ARCHITECT AGREEMENT FOR THIS PROJECT. FIGURED DIMENSIONS SHALL BE USED. QUOTE SCALE THE DRAWING. THE CONTRACTOR SHALL VERIFY ALL DIMENSIONS ON SITE PRIOR TO THE COMMENCEMENT OF WORKS.  
Z:\BA\2016\Resource Co - Wetherill Park Sydney NSW\02 - Drawings\01 - Sketch Design\01 - 23/08/2016 6:04:40 PM  
Rev001 - Model G3 PLANNING MODEL PLANNING AMENDMENT\BA150078-Resource Co - Wetherill Park Sydney NSW\PLANNING AMENDMENT\01

ISSUE	DATE	DESCRIPTION	ISSUED BY	ISSUE	DATE	DESCRIPTION	ISSUED BY
P 3	23/08/2016	PLANNING AMENDMENT	JD				
P 2	27/01/2016	FOR DEVELOPMENT APPROVAL	JD				
P 1	25/01/2016	FOR DEVELOPMENT APPROVAL	JD				



CLIENT

ARCHITECT

**BELL Architecture**  
Suite 1, 77 King William Road Unley SA 5061 PO Box  
3091 Unley SA 5061 P 08 8373 3870 F 08 8357 2939



**BELL**

JOB TITLE

Resource Co - Wetherill Park Sydney  
NSW

JOB NO

BA150078

DRAWING SCALE @ A1

1 : 500

DRAWN BY

JD

DRAWING TITLE

SITE PLAN

DRAWING NO

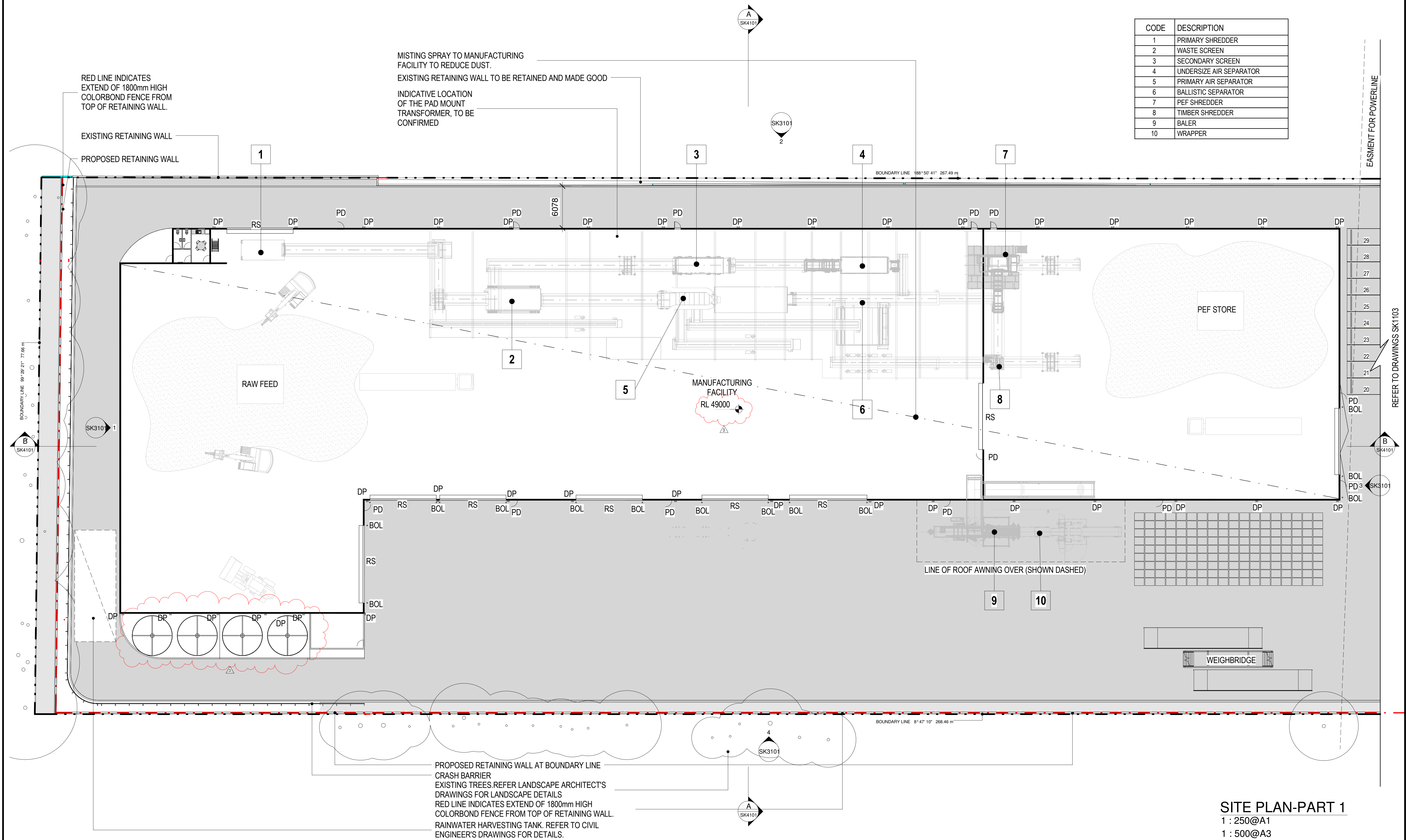
SK1101

REVISION

P3



CODE	DESCRIPTION
1	PRIMARY SHREDDER
2	WASTE SCREEN
3	SECONDARY SCREEN
4	UNDERSIZE AIR SEPARATOR
5	PRIMARY AIR SEPARATOR
6	BALLISTIC SEPARATOR
7	PEF SHREDDER
8	TIMBER SHREDDER
9	BALER
10	WRAPPER



# SITE PLAN-PART 1

1 : 250@A1

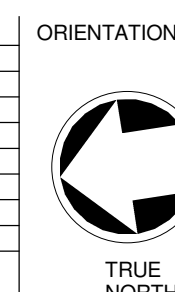
1 : 500@A3

FOR DEVELOPMENT APPROVAL

P 3	23/08/2016	PLANNING AMMENDMENT		JD					
P 2	27/01/2016	FOR DEVELOPMENT APPROVAL		JD					
P 1	25/01/2016	FOR DEVELOPMENT APPROVAL		JD					
ISSUE	DATE	DESCRIPTION		ISSUED BY	ISSUE	DATE	DESCRIPTION		ISSUED BY

THIS DRAWING IS OWNED BY AND REMAINS THE PROPERTY OF BELL ARCHITECTURE. ALL RIGHTS RESERVED. DO NOT REPRODUCE OR USE OF THIS DRAWING WITHOUT THE PERMISSION OF THE ARCHITECT OR LEGAL. THE CLIENT IS GRANTED TO USE THIS DRAWING FOR THE WORKS SPECIFIC TO THIS SITE, SUBJECT TO THE FULL PAYMENT OF THE ARCHITECT'S FEES AND COMPLIANCE WITH THE TERMS AND CONDITIONS OF THE CLIENT/ARCHITECT AGREEMENT FOR THIS PROJECT. FIGURED DIMENSIONS SHALL BE USED. DO NOT SCALE THE DRAWING. THE CONTRACTOR SHALL VERIFY ALL DIMENSIONS ON SITE PRIOR TO THE COMMENCEMENT OF WORK.

2:54:55\Buck Store Co - Welherl Plan\Architect\NSW02 - Drawings\01 - Sheet\Design\01 - 23/08/2016 6:04:49 PM  
 C:\Users\H\Buck Store Co - Welherl Plan\Architect\NSW02 - Drawings\01 - Sheet\Design\01 - 23/08/2016 6:04:49 PM  
 C:\Users\H\Buck Store Co - Welherl Plan\Architect\NSW02 - Drawings\01 - Sheet\Design\01 - 23/08/2016 6:04:49 PM  
 C:\Users\H\Buck Store Co - Welherl Plan\Architect\NSW02 - Drawings\01 - Sheet\Design\01 - 23/08/2016 6:04:49 PM



| CLIENT

ARCHITECT

**BELL Architecture**

Suite 1, 77 King William Road Unley SA 5061 PO Box  
3091 Unley SA 5061 P 08 8373 3870 F 08 8357 2939

**RESOURCECO**

**BELL**

JOB TITLE  
Resource Co - Wetherill Park Sydney  
NSW

JOB NO  
BA150078

DRAWING SCALE @ A1
1 : 250

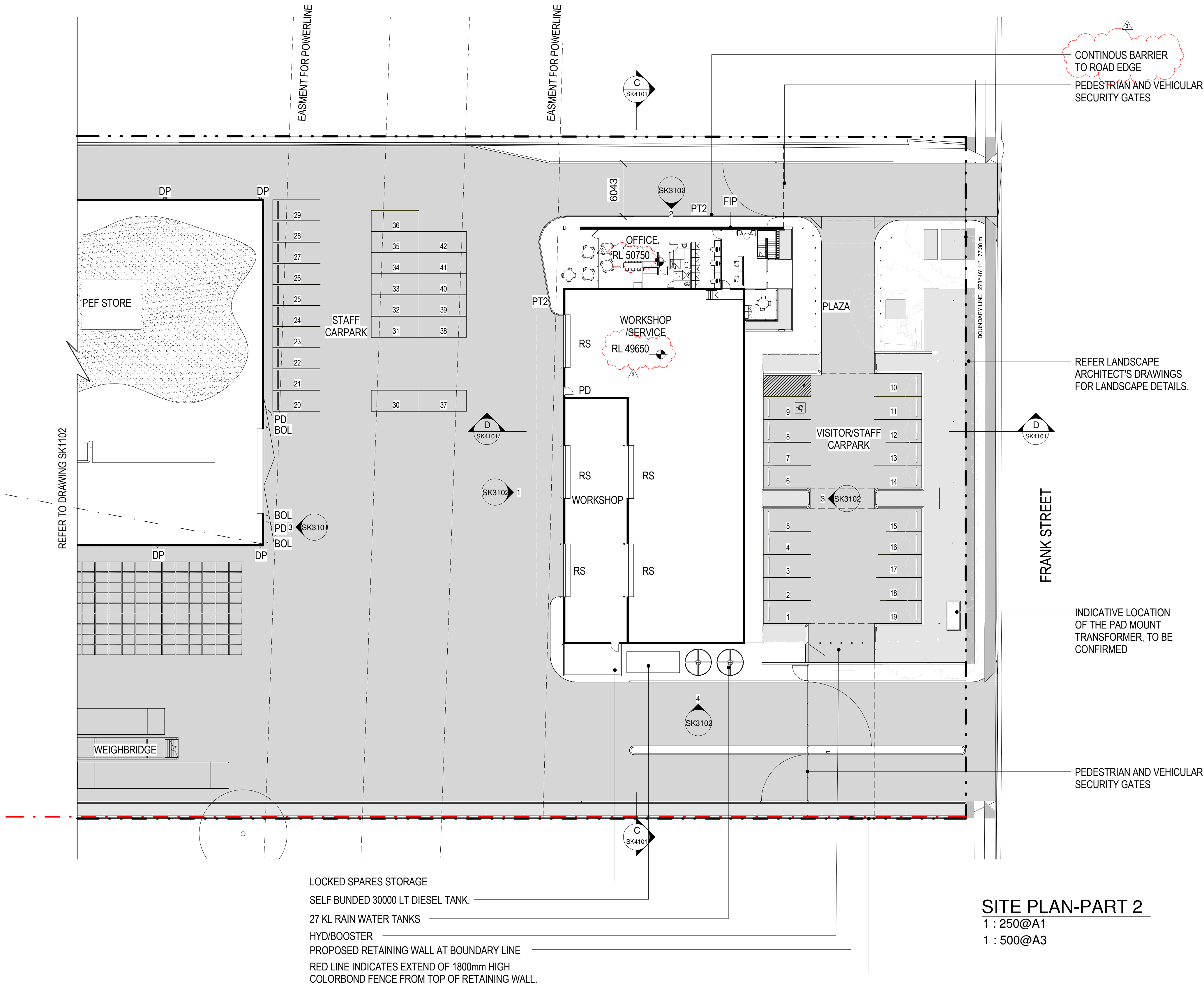
DRAWN BY
JD

DRAWING TITLE  
SITE PLAN DETAIL-PART 1

DRAWING NO	SK1102
------------	--------

REVISION  
P3






EXTERNAL MATERIAL SCHEDULE			
Manufacturing and Workshop Building			
CODE	ELEMENT	MATERIAL & FINISH	COLOUR
AFL	Apron Flashing	Folded metal sheet, Colorbond steel	Surfmist
BC	Barge Capping	Folded metal sheet, Colorbond steel	Surfmist
BG	Box Gutter	Folded metal sheet, Colorbond steel	To match RD
BOL	Bollard	Steel, painted	Safety Yellow
DP	Downpipe 150mm dia.	Folded metal sheet, Colorbond steel	Surfmist
EG	Eaves Gutter	Folded metal sheet, Colorbond steel	Surfmist
PC	Parapet Capping	Folded metal sheet, Colorbond steel	Surfmist
PCP	External Walls	Precast concrete panels	Natural concrete
PD	Personnel Doors	Metal faced solid core, painted	To match Surfmist
PT1	Exposed steel frame to awnings	Mild steel, painted	To match Surfmist
RC	Ridge Capping / Apex Capping	Folded metal sheet, Colorbond steel	Surfmist
RD	Roof Sheetting	Profiled Colorbond steel sheeting	Surfmist
RS	Roller Shutters	Powdercoat finish	Surfmist
SUMP+DP	Sump and downpipe	Folded metal sheet, Colorbond steel	To match DP
WC1	External Cladding	Profiled Colorbond steel sheeting	Surfmist

EXTERNAL MATERIAL SCHEDULE			
Office Building			
CODE	ELEMENT	MATERIAL & FINISH	COLOUR
ACP	Wall Cladding	Aluminium Composite Panel	Light Grey
AF	External Doors and Windows	Aluminium framing, powdercoat	Woodland Grey
BC	Barge Capping	Folded metal sheet, Colorbond steel	Surfmist
BG	Box Gutter	Folded metal sheet, Colorbond steel	To match RD
BOL	Bollard	Steel, painted	Safety Yellow
DP	Downpipe 150mm dia.	Folded metal sheet, Colorbond steel	Surfmist
EG	Eaves Gutter	Folded metal sheet, Colorbond steel	Surfmist
FG	Fixed Glazing	Glazed Panels	As Required
PC	Parapet Capping	Folded metal sheet, Colorbond steel	Surfmist
PCP1	External Walls	Concrete, Render finish	Light Grey
PCP2	External Walls	Precast concrete panels - rough form timber panel	Oxide Pigment
PT2	External Slatting	Mild Steel, painted	To match Woodland Grey
RC	Ridge Capping / Apex Capping	Folded metal sheet, Colorbond steel	Surfmist
RD	Roof Sheetting	Profiled Colorbond steel sheeting	Surfmist
SUMP+DP	Sump and downpipe	Folded metal sheet, Colorbond steel	To match DP
TB	External Slatting	Hardwood timber, stained	Natural Stain

FOR DEVELOPMENT APPROVAL

ISSUE	DATE	DESCRIPTION	ISSUED BY	ISSUE	DATE	DESCRIPTION	ISSUED BY
P 3	23/08/2016	PLANNING AMMENDMENT	JD				
P 2	27/01/2016	FOR DEVELOPMENT APPROVAL	JD				
P 1	25/01/2016	FOR DEVELOPMENT APPROVAL	JD				



CLIENT  
**BELL Architecture**  
Suite 1, 77 King William Road Unley SA 5061 PO Box 3091 Unley SA 5061 P 08 8373 3870 F 08 8357 2939



JOB TITLE  
Resource Co - Wetherill Park Sydney  
NSW

JOB NO  
BA150078

DRAWING SCALE @ A1  
1 : 250

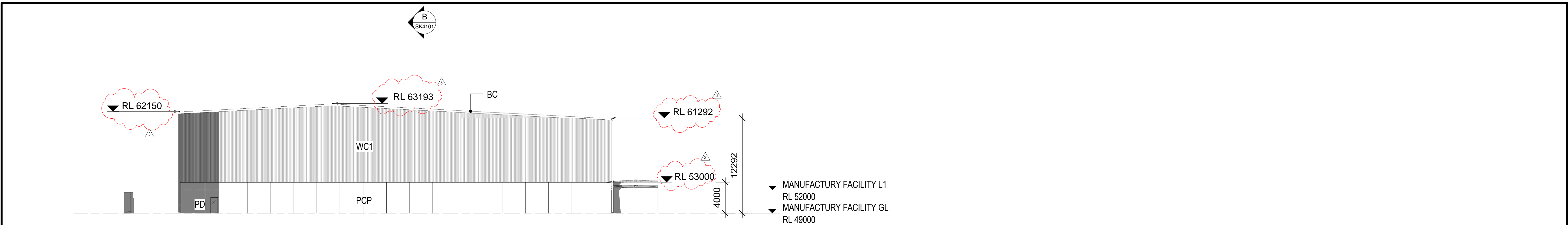
DRAWN BY  
JD

DRAWING TITLE  
SITE PLAN DETAIL-PART 2

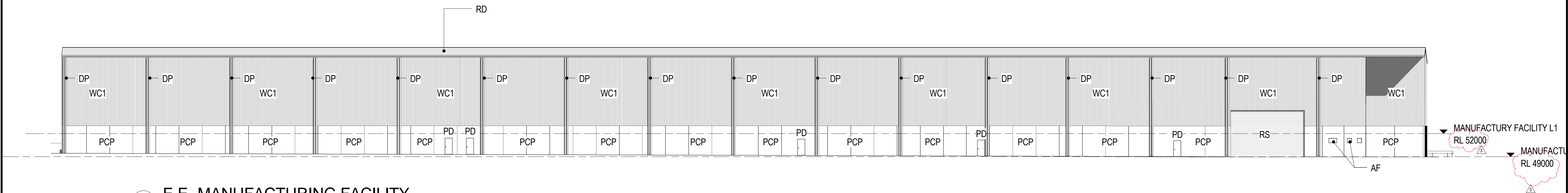
DRAWING NO  
SK1103

REVISION  
P3

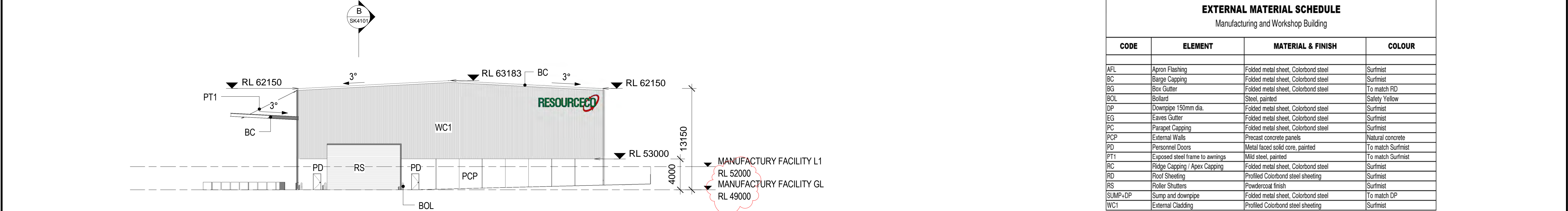
THIS DRAWING IS OWNED BY AND REMAINS THE PROPERTY OF BELL ARCHITECTURE. ALL RIGHTS RESERVED. REPRODUCTION OR USE OF THIS DRAWING WITHOUT THE PERMISSION OF THE ARCHITECT IS ILLEGAL. THE CLIENT IS LICENSED TO USE THIS DRAWING FOR THE WORKS SPECIFIC TO THIS SITE. SUBJECT TO THE FULL PAYMENT OF THE ARCHITECT'S FEES AND COMPLIANCE WITH THE TERMS AND CONDITIONS OF THE CLIENT/ARCHITECT AGREEMENT FOR THIS PROJECT. FIGURED DIMENSIONS SHALL BE USED. QUOTE SCALE THE DRAWING. THE CONTRACTOR SHALL VERIFY ALL DIMENSIONS ON SITE PRIOR TO THE COMMENCEMENT OF WORKS.  
2/5/4/10/2016 Resource Co - Wetherill Park Sydney NSW02 - Drawing01 - Sketch Design01 - 23/08/2016 6:04:57 PM  
Rev001 - Model03 PLANNING MODEL/PLANNING AMMENDMENT/BA150078-Resource Co - Wetherill Park Sydney NSW/PLANNING AMMENDMENT



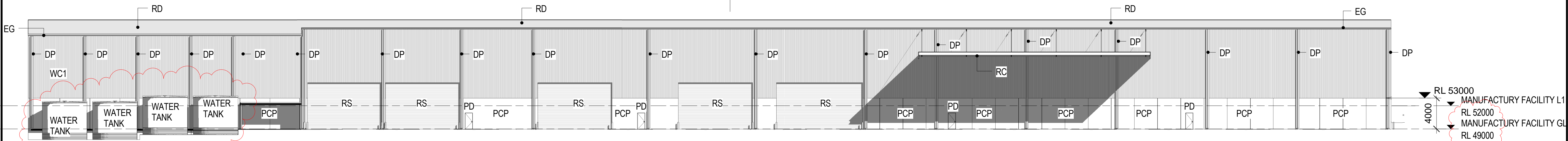
1 N.E.-MANUFACTURING FACILITY  
1 : 250@A1  
1 : 500@A3



2 E.E.-MANUFACTURING FACILITY  
1 : 250@A1  
1 : 500@A3



3 S.E.-MANUFACTURING FACILITY  
1 : 250@A1  
1 : 500@A3



4 W.E.-MANUFACTURING FACILITY  
1 : 250@A1  
1 : 500@A3

EXTERNAL MATERIAL SCHEDULE			
Manufacturing and Workshop Building			
CODE	ELEMENT	MATERIAL & FINISH	COLOUR
AFL	Apron Flashing	Folded metal sheet, Colorbond steel	Surfmist
BC	Barge Capping	Folded metal sheet, Colorbond steel	Surfmist
BG	Box Gutter	Folded metal sheet, Colorbond steel	To match RD
BOL	Bollard	Steel, painted	Safety Yellow
DP	Downpipe 150mm dia.	Folded metal sheet, Colorbond steel	Surfmist
EG	Eaves Gutter	Folded metal sheet, Colorbond steel	Surfmist
PC	Parapet Capping	Folded metal sheet, Colorbond steel	Surfmist
PCP	External Walls	Precast concrete panels	Natural concrete
PD	Personnel Doors	Metal faced solid core, painted	To match Surfmist
PT1	Exposed steel frame to awnings	Mild steel, painted	To match Surfmist
RC	Ridge Capping / Apex Capping	Folded metal sheet, Colorbond steel	Surfmist
RD	Roof Sheetting	Proffiled Colorbond steel sheetting	Surfmist
RS	Roller Shutters	Powdercoat finish	Surfmist
SUMP+DP	Sump and downpipe	Folded metal sheet, Colorbond steel	To match DP
WC1	External Cladding	Proffiled Colorbond steel sheetting	Surfmist

FOR DEVELOPMENT APPROVAL

THIS DRAWING IS OWNED BY AND REMAINS THE PROPERTY OF BELL ARCHITECTURE. ALL RIGHTS RESERVED. REPRODUCTION OR USE OF THIS DRAWING WITHOUT THE PERMISSION OF THE ARCHITECT IS ILLEGAL. THE CLIENT IS LICENSED TO USE THIS DRAWING FOR THE WORKS SPECIFIC TO THIS SITE. SUBJECT TO THE FULL PAYMENT OF THE ARCHITECT'S FEES AND COMPLIANCE WITH THE TERMS AND CONDITIONS OF THE CLIENT/ARCHITECT AGREEMENT FOR THIS PROJECT. FIGURED DIMENSIONS SHALL BE USED. QUOTE/SCALE THE DRAWING. THE CONTRACTOR SHALL VERIFY ALL DIMENSIONS ON SITE PRIOR TO THE COMMENCEMENT OF WORK.  
2/24/2016 Resource Co - Wetherill Park Sydney NSW02 - Drawing01 - Sketch Design01 - 23/08/2016 6:05:03 PM  
Rev001 - Model03 PLANNING MODEL/PLANNING AMENDMENT/BA150078-Resource Co - Wetherill Park Sydney NSW/PLANNING AMENDMENT/

ISSUE	DATE	DESCRIPTION	ISSUED BY	ISSUE	DATE	DESCRIPTION	ISSUED BY
P 3	23/08/2016	PLANNING AMENDMENT	JD				
P 2	27/01/2016	FOR DEVELOPMENT APPROVAL	JD				
P 1	25/01/2016	FOR DEVELOPMENT APPROVAL	JD				

CLIENT

ARCHITECT

BELL Architecture  
Suite 1, 77 King William Road Unley SA 5061 PO Box  
3091 Unley SA 5061 P 08 8373 3870 F 08 8357 2939

RESOURCECO

BELL

JOB TITLE

Resource Co - Wetherill Park Sydney  
NSW

JOB NO

BA150078

DRAWING SCALE @ A1

1 : 250

DRAWN BY

JD

DRAWING TITLE

ELEVATIONS-MANUFACTURING  
FACILITY

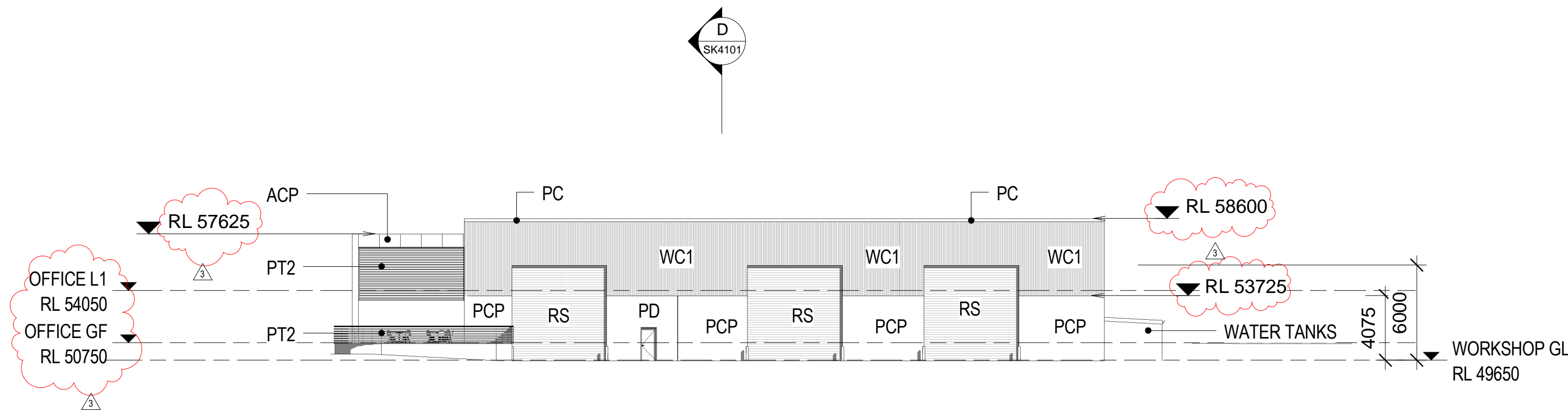
DRAWING NO

SK3101

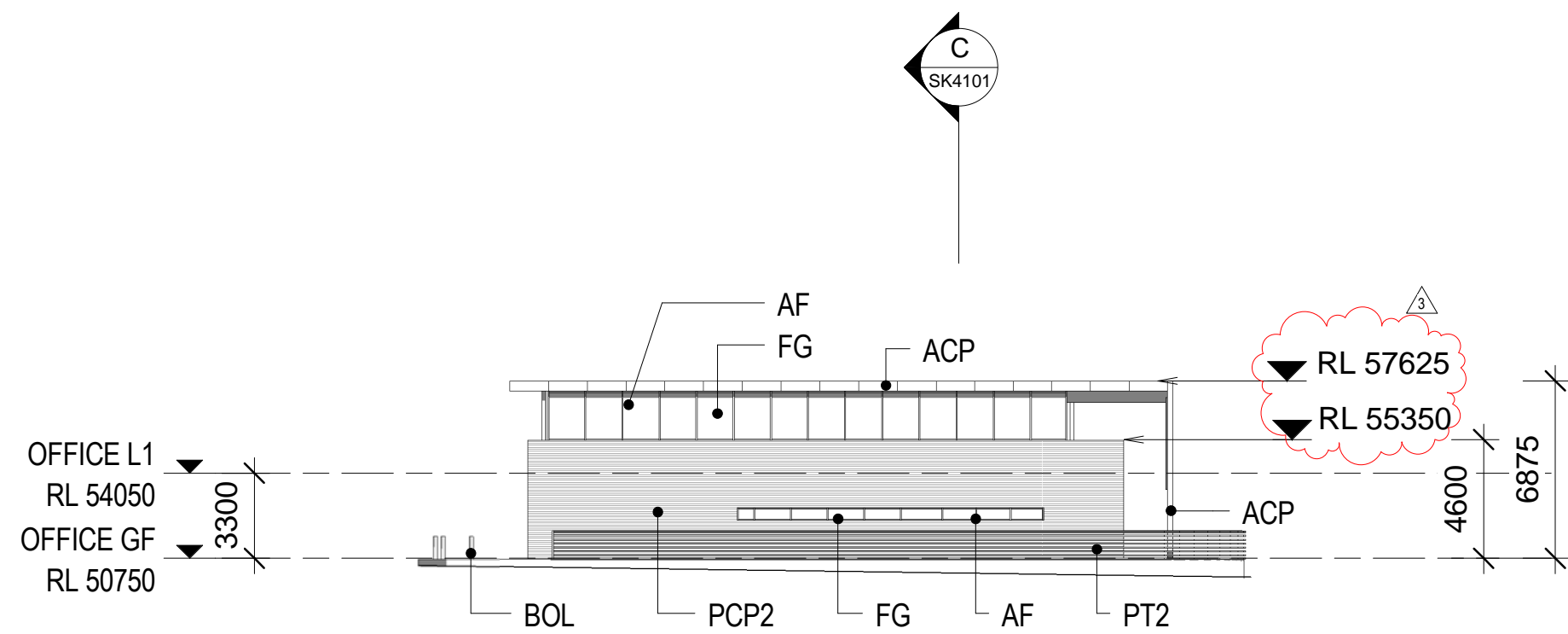
REVISION

P3





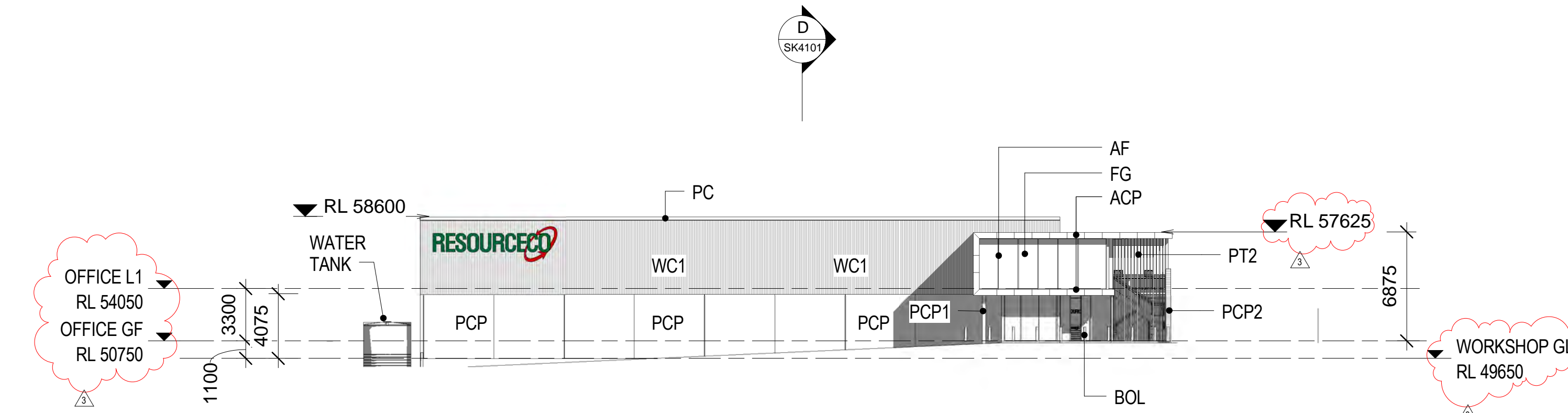
1 N.E.-OFFICE/WORKSHOP  
1 : 250@A1  
1 : 500@A3



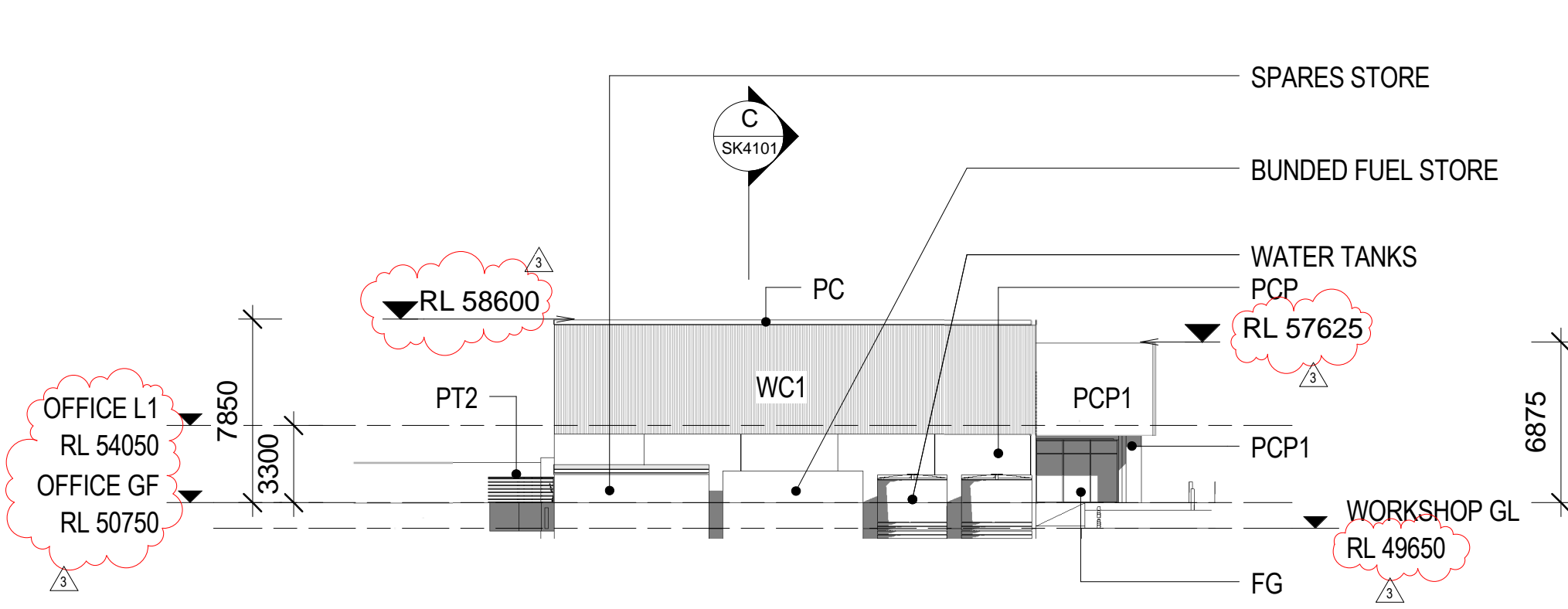
2 E.E.-OFFICE/WORKSHOP  
1 : 250@A1  
1 : 500@A3

EXTERNAL MATERIAL SCHEDULE			
Manufacturing and Workshop Building			
CODE	ELEMENT	MATERIAL & FINISH	COLOUR
AFL	Apron Flashing	Folded metal sheet, Colorbond steel	Surfmist
BC	Barge Capping	Folded metal sheet, Colorbond steel	Surfmist
BG	Box Gutter	Folded metal sheet, Colorbond steel	To match RD
BOL	Bollard	Steel, painted	Safety Yellow
DP	Downpipe 150mm dia.	Folded metal sheet, Colorbond steel	Surfmist
EG	Eaves Gutter	Folded metal sheet, Colorbond steel	Surfmist
PC	Parapet Capping	Folded metal sheet, Colorbond steel	Surfmist
PCP	External Walls	Precast concrete panels	Natural concrete
PD	Personnel Doors	Metal faced solid core, painted	To match Surfmist
PT1	Exposed steel frame to awnings	Mild steel, painted	To match Surfmist
RC	Ridge Capping / Apex Capping	Folded metal sheet, Colorbond steel	Surfmist
RD	Roof Sheetting	Profiled Colorbond steel sheeting	Surfmist
RS	Roller Shutters	Powdercoat finish	Surfmist
SUMP+DP	Sump and downpipe	Folded metal sheet, Colorbond steel	To match DP
WC1	External Cladding	Profiled Colorbond steel sheeting	Surfmist

EXTERNAL MATERIAL SCHEDULE			
Office Building			
CODE	ELEMENT	MATERIAL & FINISH	COLOUR
ACP	Wall Cladding	Aluminum Composite Panel	Light Grey
AF	External Doors and Windows	Aluminum framing, powdercoat	Woodland Grey
BC	Barge Capping	Folded metal sheet, Colorbond steel	Surfmist
BG	Box Gutter	Folded metal sheet, Colorbond steel	To match RD
BOL	Bollard	Steel, painted	Safety Yellow
DP	Downpipe 150mm dia.	Folded metal sheet, Colorbond steel	Surfmist
EG	Eaves Gutter	Folded metal sheet, Colorbond steel	Surfmist
FG	Fixed Glazing	Glazed Panels	As Required
PC	Parapet Capping	Folded metal sheet, Colorbond steel	Surfmist
PCP1	External Walls	Concrete, Render finish	Light Grey
PCP2	External Walls	Precast concrete panels - rough form timber panel	Oxide Pigment
PT2	External Slating	Mild Steel, painted	To match Woodland Grey
RC	Ridge Capping / Apex Capping	Folded metal sheet, Colorbond steel	Surfmist
RD	Roof Sheetting	Profiled Colorbond steel sheeting	Surfmist
SUMP+DP	Sump and downpipe	Folded metal sheet, Colorbond steel	To match DP
TB	External Slating	Hardwood timber, stained	Natural Stain



3 S.E.-OFFICE/WORKSHOP  
1 : 250@A1  
1 : 500@A3



4 W.E.-OFFICE/WORKSHOP  
1 : 250@A1  
1 : 500@A3

FOR DEVELOPMENT APPROVAL

THIS DRAWING IS OWNED BY AND REMAINS THE PROPERTY OF BELL ARCHITECTURE. ALL RIGHTS RESERVED. REPRODUCTION OR USE OF THIS DRAWING WITHOUT THE PERMISSION OF THE ARCHITECT IS ILLEGAL. THE CLIENT IS LICENSED TO USE THIS DRAWING FOR THE WORKS SPECIFIC TO THIS SITE. SUBJECT TO THE FULL PAYMENT OF THE ARCHITECT'S FEES AND COMPLIANCE WITH THE TERMS AND CONDITIONS OF THE CLIENT/ARCHITECT AGREEMENT FOR THIS PROJECT. FIGURED DIMENSIONS SHALL BE USED. QUOTE SCALE THE DRAWING. THE CONTRACTOR SHALL VERIFY ALL DIMENSIONS ON SITE PRIOR TO THE COMMENCEMENT OF WORK.  
Z:\BA150078-Resource Co - Wetherill Park Sydney NSW\02 - Drawings\01 - Sketch Design\01 - 23/08/2016 6:05:08 PM  
Rev001 - Model 03 PLANNING MODEL PLANNING AMENDMENT\BA150078-Resource Co - Wetherill Park Sydney NSW\02-PLANNING AMENDMENT\01

ISSUE	DATE	DESCRIPTION	ISSUED BY	ISSUE	DATE	DESCRIPTION	ISSUED BY
P 3	23/08/2016	PLANNING AMENDMENT	JD				
P 2	27/01/2016	FOR DEVELOPMENT APPROVAL	JD				
P 1	25/01/2016	FOR DEVELOPMENT APPROVAL	JD				

CLIENT

ARCHITECT

BELL Architecture  
Suite 1, 77 King William Road Unley SA 5061 PO Box  
3091 Unley SA 5061 P 08 8373 3870 F 08 8357 2939



BELL

JOB TITLE

Resource Co - Wetherill Park Sydney  
NSW

JOB NO

BA150078

DRAWING SCALE @ A1

1 : 250

DRAWN BY

Author

DRAWING TITLE

ELEVATIONS-OFFICE /  
WORKSHOP

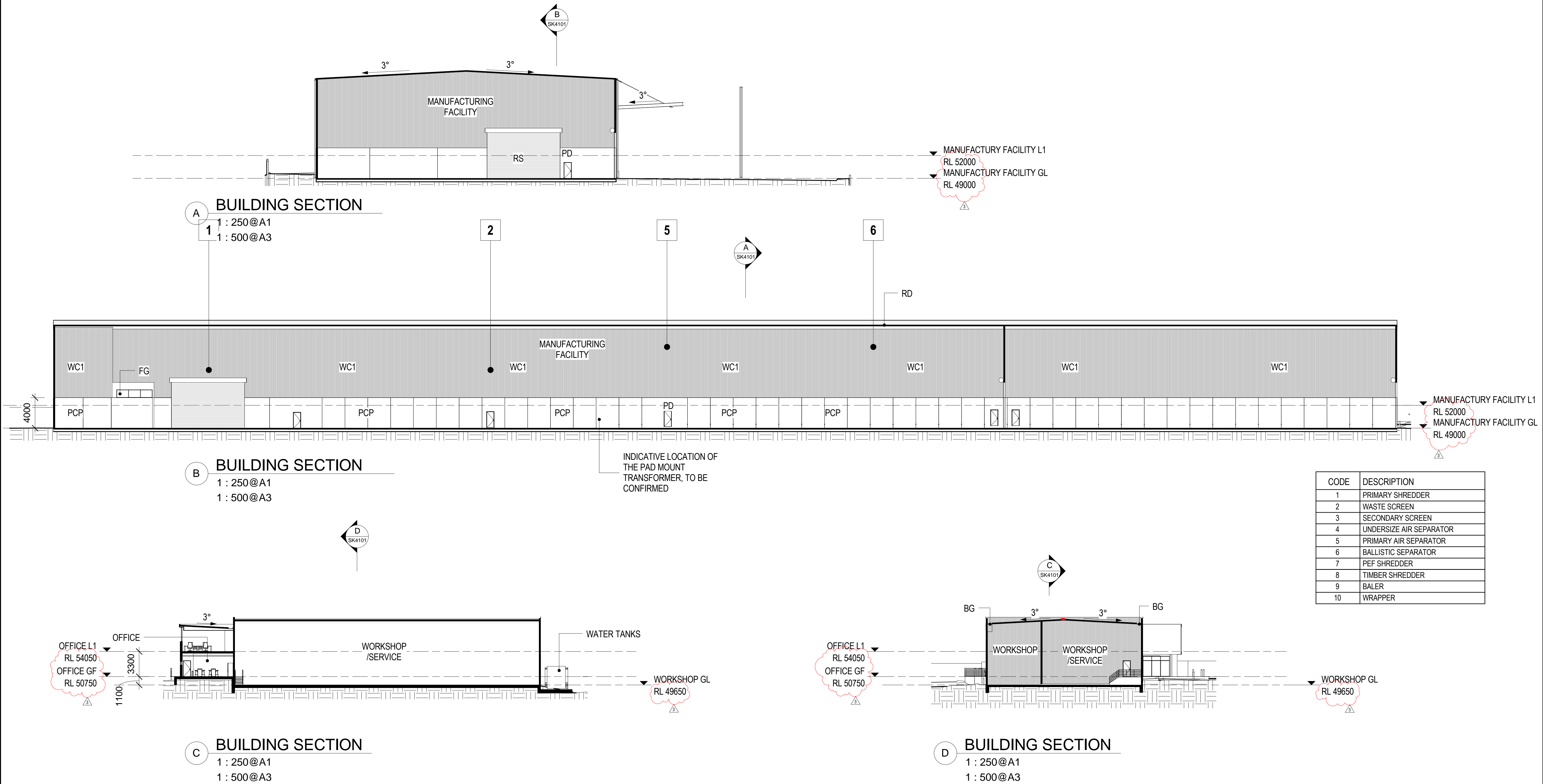
DRAWING NO

SK3102

REVISION

P3





FOR DEVELOPMENT APPROVAL

THIS DRAWING IS OWNED BY AND REMAINS THE PROPERTY OF BELL ARCHITECTURE. ALL RIGHTS RESERVED. REPRODUCTION OR USE OF THIS DRAWING WITHOUT THE PERMISSION OF THE ARCHITECT IS ILLEGAL. THE CLIENT IS LICENSED TO USE THIS DRAWING FOR THE WORKS SPECIFIC TO THIS SITE. SUBJECT TO THE FULL PAYMENT OF THE ARCHITECT'S FEES AND COMPLIANCE WITH THE TERMS AND CONDITIONS OF THE CLIENT/ARCHITECT AGREEMENT FOR THIS PROJECT. FIGURED DIMENSIONS SHALL BE USED. QUOTE SCALE THE DRAWING. THE CONTRACTOR SHALL VERIFY ALL DIMENSIONS ON SITE PRIOR TO THE COMMENCEMENT OF WORK.  
2/5/15/2015 Resource Co - Wetherill Park Sydney NSW02 - Drawing01 - Sketch Design01 - 23/08/2016 6:05:08 PM  
Rev001 - Model03 PLANNING MODEL/PLANNING AMENDMENT/BA150078-Resource Co  
Wetherill Park Sydney NSW PLANNING AMENDMENT

ISSUE	DATE	DESCRIPTION	ISSUED BY	ISSUE	DATE	DESCRIPTION	ISSUED BY
P 3	23/08/2016	PLANNING AMENDMENT	JD				
P 2	27/01/2016	FOR DEVELOPMENT APPROVAL	JD				
P 1	25/01/2016	FOR DEVELOPMENT APPROVAL	JD				

CLIENT

ARCHITECT

**BELL Architecture**  
Suite 1, 77 King William Road Unley SA 5061 PO Box  
3091 Unley SA 5061 P 08 8373 3870 F 08 8357 2939



**BELL**

JOB TITLE  
Resource Co - Wetherill Park Sydney  
NSW

JOB NO  
BA150078

DRAWING SCALE @ A1  
1 : 250

DRAWN BY  
JD

DRAWING TITLE  
SECTIONS

DRAWING NO  
SK4101

REVISION  
P3

25 August 2016

Attn: Ben Sawley  
Resource Co RRF  
PO Box 542  
**Enfield Plaza, SA 5085**

via: Matt Bell (mattbell@bellarc.com.au)

Dear Ben,

**Re: Resource Co Resource Recovery Facility,  
35-37 Frank Street, Wetherill Park - Landscape Statement**

Tract Consultants were originally engaged by Bell Architecture December 2015 to prepare a conceptual landscape package based upon Mott McDonald's (project Civil Engineer) stormwater management plan and site grading. Following concerns regarding proposed site levels, the Ahrens Group engaged Triaxial Consulting to further refine the site grading and stormwater management of the development site.

The revised concept provided by Triaxial consulting allows the integrity of the landscape concept originally undertaken in December 2015 / January 2016 to be maintained, with minor amendments, whilst better integrating the development with its neighbours.

As a result of the revised site levels, the retaining wall to the Northern boundary has been reduced from 5.2m high to 3.25m high. The retaining wall to the Western boundary has been reduced in height and length (terminating near the weighbridge). There is a stronger street address (i.e. better visual connection / less segregation) with Frank Street as the reduced site levels have negated the need for retaining walls along the Southern boundary and allowed for a slight increase in garden bed area.

The resulting landscape treatment for 35 – 37 Frank Street, Wetherill Park has been designed to complement the architecture of the proposed administration building, accommodate the practical aspects of the industrial facility whilst being respectful of the existing streetscape character and significantly improve the landscape amenity to the lot.

Along the Western boundary a variable height retaining wall is still required to accommodate a variable level shift of the neighbouring industrial estate. This retaining wall system has been designed to minimise impact on the root zone of the existing neighbouring trees, in accordance with arborist recommendations. A 1.8m high fence will be installed along the retaining wall and return along the northern boundary. The western boundary will also be planted with screening shrubs and grasses to improve visual amenity.

A retaining wall is proposed along the Northern boundary, and 3m clear of the Northern boundary easement, to accommodate a variable level shift with the neighbouring industrial development. This wall will include a vehicle safety barrier, concrete footpath and 1.8m high fence.

The existing landscape character to the frontage of the site is poor and currently comprised of only turf and various tree species in relatively modest condition. An opportunity exists to rejuvenate and significantly improve the quality of the landscape/streetscape character by incorporating a variety of elements that will complement the architecture of the building and improve the streetscape character. This would involve removing some 17 trees in relatively poor condition to accommodate new hardscape areas and subsequent earthworks and

TRACT CONSULTANTS PTY LTD  
ACN 055 213 842  
AS TRUSTEE FOR THE  
TRACT CONSULTANTS UNIT TRUST  
ABN 75 423 048 489  
TRACT CONSULTANTS PTY LTD  
LEVEL 8, 80 MOUNT STREET  
NORTH SYDNEY NSW 2060  
AUSTRALIA  
TELEPHONE 61 2 9954 3733  
FACSIMILE 61 2 9954 3825  
sydney@tract.net.au  
www.tract.net.au

MELBOURNE BRISBANE  
**SYDNEY** CANBERRA  
ADELAIDE GEELONG

QUALITY ENDORSED COMPANY  
ISO 9001 L.I.C. NO 2095

Project: 0215-0954

replacing with some 21 advanced specimen trees. Refer to the arborist report for details of existing trees, and landscape plan for details of new planting.

The proposed landscape design has sought to provide a dedicated 5m vegetated buffer integrated with pedestrian orientated urban character within the 10m setback area by incorporating various hard and soft landscape elements to discreetly facilitate functional movement and the parking of light vehicles, whilst providing passive / contemplative space for visitors and staff to enjoy.

High quality permeable landscape materials such as Eco-Trihex within the car park area, allows stormwater to be retained on-site for longer periods of time and reduces the impact upon council's existing infrastructure during times of heavy rain. Garden beds are incorporated within the carpark area as well, to help soften visual impact of the permeable paved area.

A variety of hardscape materials of varying colours / textures including precast pavers, setts and masonry walls are used to articulate the plaza and forecourt space and provide a sense of arrival, address and identity. The front wall treatment around the entry plaza borrows from the architectural vernacular and presents an integrated approach by incorporating a battened palisade fence system to reflect that being used in the detailing of the administration building.

Architectural bench seating is provided within the plaza, shaded by the proposed deciduous feature tree planting to facilitate a comfortable and desirable microclimate for visitors and staff all year round. The main pedestrian entry from the street to the building is directed through the small urbanised entry plaza and is suitable for all abilities access (i.e. wheelchairs) as per Australian Standards.

The DCP requires a 10m landscape setback to Frank Street boundary, for "Landscaping" only (except where driveways are located). "Landscaping" is not defined in the DCP (vis-a-vis hard or soft). DCP Control (item 9.4.1 Landscaping) provides for the use of decorative paving treatments, and the use of planting to visually soften areas, provide shade and reduce heat effects.

The landscape threshold addressing Frank Street has been designed to include a dedicated 5m wide garden bed and a 20m wide mixed-use zone incorporating landscaped car park and plaza areas comprising; feature paving, articulated walls, fences, footpaths, permeable paving, furniture, garden beds and shade trees.

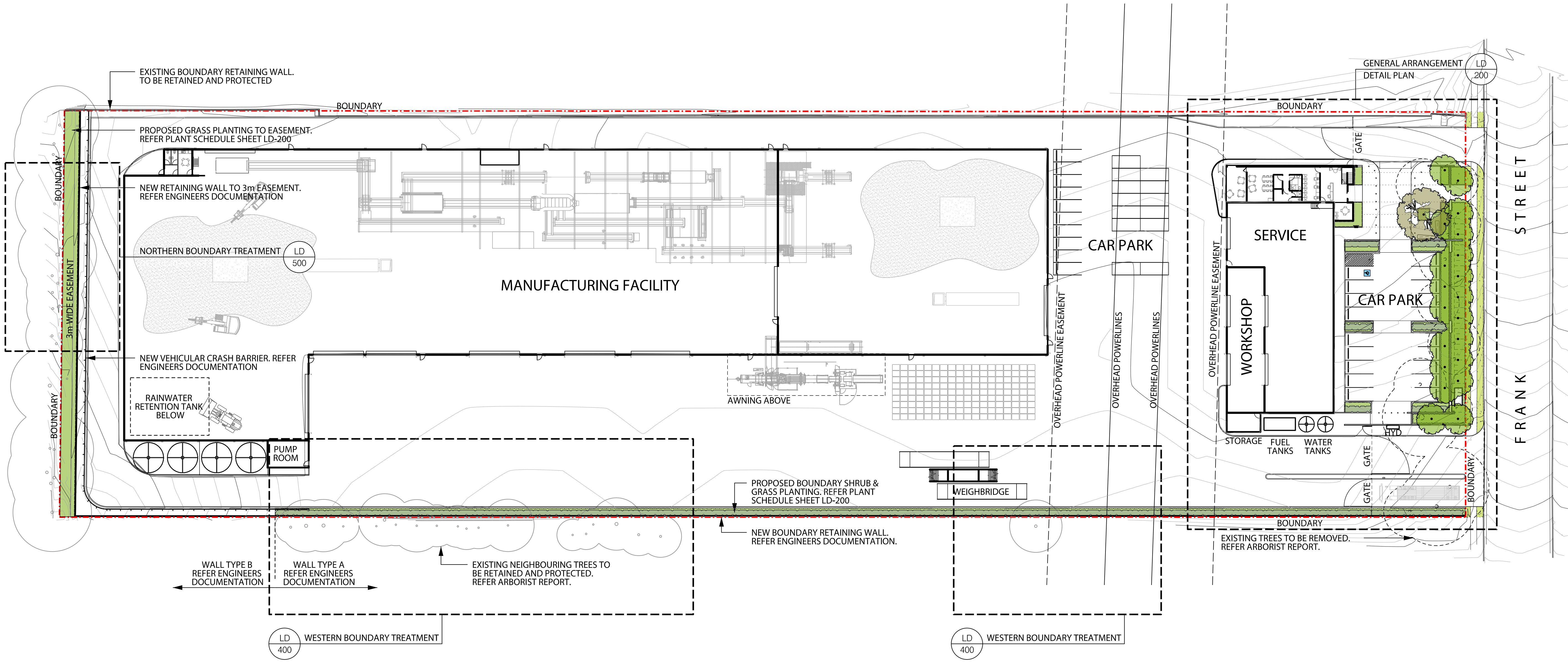
This revised site levels allows the landscape component of the new development to be better integrated into existing site conditions established along all boundaries and ultimately provides a new and improved 25m wide streetscape between the new building and Frank Street boundary.

Regards,



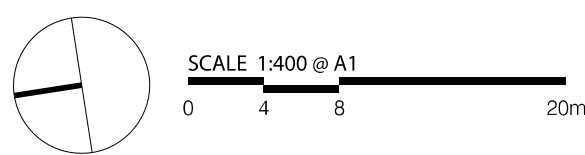
Ben Moorcroft  
Senior Landscape Architect  
**Tract Consultants Pty Ltd**





LEGEND

- |  |   |  |  |
|--|---|--|--|
|  | BOUNDARY  |  | EXISTING TREES ON NEIGHBOURING PROPERTY TO BE RETAINED AND PROTECTED. REFER ARBORIST REPORT. |
|  | EXISTING ELECTRICAL EASEMENT & HIGH VOLTAGE OVERHEAD POWERLINES |  | EXISTING TREES TO BE REMOVED. REFER ARBORIST REPORT.   |
|  | PROPOSED BUILDING / FACILITY                                    |  | PROPOSED NATIVE TREES  |
|  | EXISTING RETAINING WALL TO EASTERN BOUNDARY                     |  | PROPOSED FEATURE TREE  |
|  | PROPOSED RETAINING WALL TO NORTHERN AND WESTERN BOUNDARIES      |  | PROPOSED SHRUB PLANTING  |
|  | PROPOSED FUEL TANKS   |  | PROPOSED GRASSES & GROUNDCOVERS  |
|  | PROPOSED ABOVE GROUND WATER TANKS                               |  | PROPOSED TURF  |
|  | PEDESTRIAN AND VEHICULAR SECURITY GATES, POST AND FENCING       |  |  |
|  | PROPOSED PAD-MOUNT ELECTRICAL SUB-STATION                       |  |  |



SITE WIDE GENERAL ARRANGEMENT PLAN








RESOURCE CO | 35 - 37 FRANK STREET, WETHERILL PARK



LEGEND

- 1 IN-SITU CONCRETE FOOTPATH
- 2 PRECAST PAVERS
- 3 PRECAST SETTS
- 4 ECO-TRIHEX PERMIABLE PAVERS
- 5 EXISTING BOUNDARY RETAINING WALL TO BE RETAINED
- 6 NEW BOUNDARY RETAINING WALL. REFER ENGINEERS DETAIL
- 7 MASONRY WALL WITH FENCING
- 8 MASONRY WALL
- 9 HYDRANT / BOOSTER
- 11 BOLLARDS
- 12 BENCH SEAT
- 13 PEDESTRIAN AND VEHICULAR SECURITY GATES, POST AND FENCING
- 14 PARKING BAY MARKERS AND WHEELSTOPS
- 15 INTERCOM / SWIPE CARD PILLAR
- 16 EXISTING TREES (17 No.) TO BE REMOVED (SHOWN DASHED). REFER ARBORIST REPORT.

PLANT SCHEDULE

Sym	Botanical Name	Common Name	Size at Installation	Mature Size (H x W)	Spacing	Location
Trees						
	Corymbia maculata	Spotted Gum	2.4m (h), 50mm cal.	12 x 6m	As shown	Street Tree
	Platanus x acerifolia	London Plane	6.0m (h) 100mm cal.	14 x 10m	As shown	Courtyard
Shrubs						
	Murraya paniculata	Orange Jessamine	200mm pot	3.0 x 1.0m	1 / Lm	Western Boundary
	Raphiolepis indica 'Cosmic White'	Indian Hawthorn	300mm pot	1.5 x 1.5m	1 / Lm	Carpark
Grasses and Groundcovers (plant in groupings of 5, 7 or 9 and min. 300mm from edge of path)						
	Lomandra longifolia 'Verday'	Lomandra Verday	150mm pot	0.5 x 0.5m	6 / sqm	All Garden Beds
	Liriope muscari 'Just Right'	Liriope Just Right	150mm pot	0.5 x 0.5m	6 / sqm	
Turf						
	Sapphire Buffalo		N/A	N/A	N/A	Verge

NOTE: VEHICULAR CONCRETE AREAS, CROSSOVERS, KERBS, GUTTERS, AND RAISED MEDIANS AS PER ENGINEERS DOCUMENTATION.

WORKSHOP

SERVICE

ADMIN

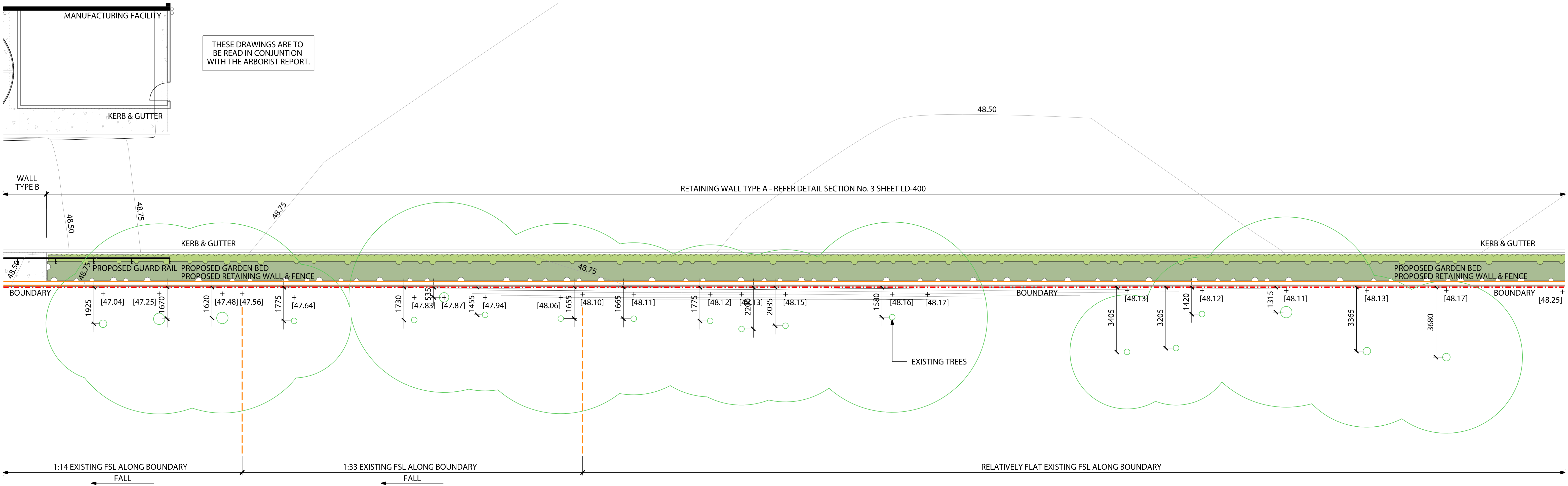
ENTRY

FRANK STREET

DETAIL GENERAL ARRANGEMENT PLAN

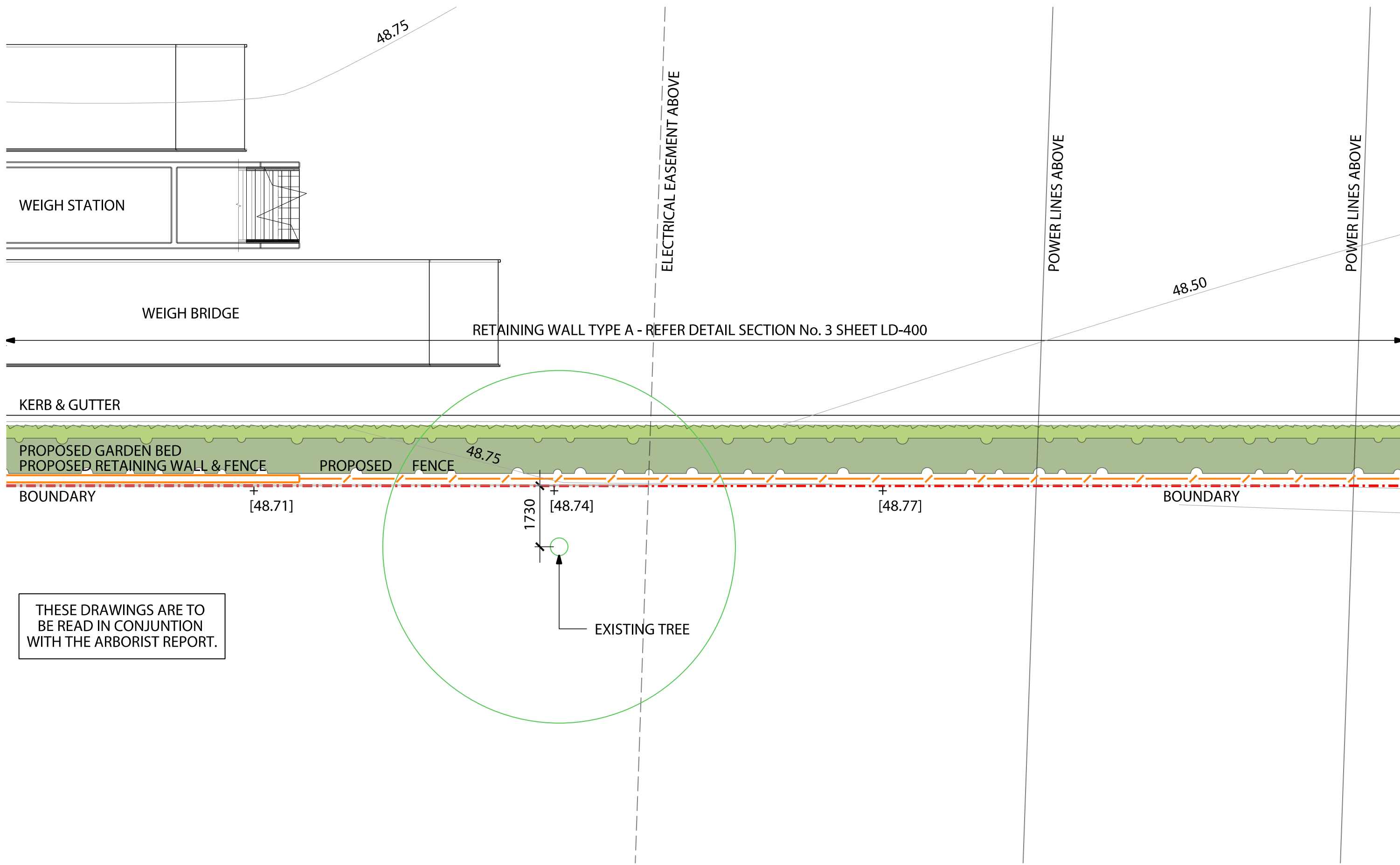
RESOURCE CO | 35 - 37 FRANK STREET, WETHERILL PARK





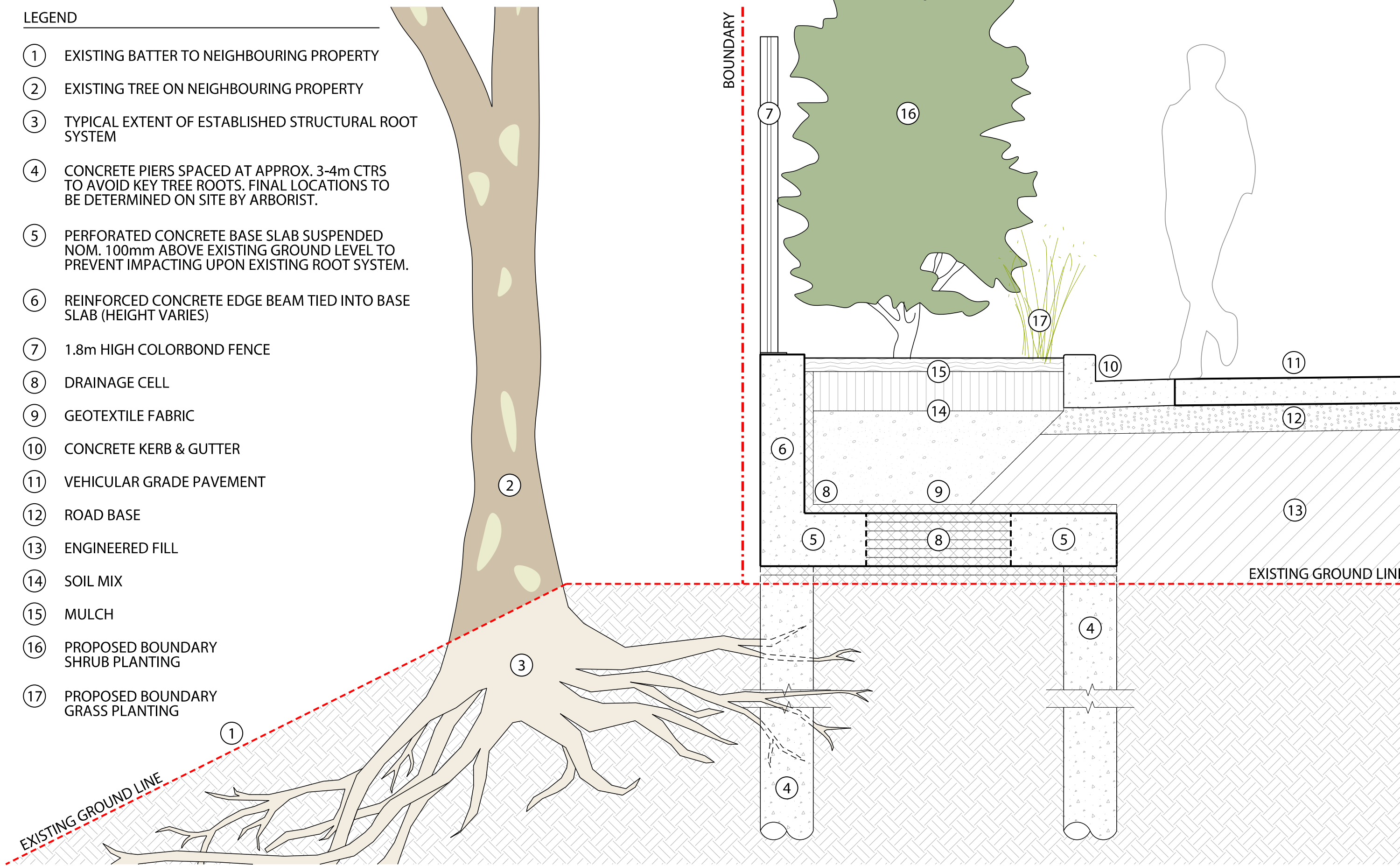
1 Western Boundary Study  
Detail Plan 01

1:100 @ A1



2 Western Boundary Study  
Detail Plan 02

1:100 @ A1



3 Wall Type A to Western Boundary  
Detail Section

1:20 @ A1

## WESTERN BOUNDARY STUDY

RESOURCE CO | 35 - 37 FRANK STREET, WETHERILL PARK

PROJ./DRG.NO. 0215-0954 LD 400

REV. C

DRAWN BM

APP'D. GG

DATE 25.08.2016

Tract



- LEGEND
- 1

EXISTING BATTER TO NEIGHBOURING PROPERTY

2

EXISTING TREE ON NEIGHBOURING PROPERTY

3

TYPICAL EXTENT OF ESTABLISHED STRUCTURAL ROOT SYSTEM

5

RETAINING WALL (HEIGHT VARIES). REFER ENGINEERS DOCUMENTATION.
- 7

1.8m HIGH CHAINMESH FENCE

10

CONCRETE KERB & GUTTER

11

VEHICULAR GRADE PAVEMENT

12

ROAD BASE

13

ENGINEERED FILL
- 14

SOIL MIX

15

MULCH

16

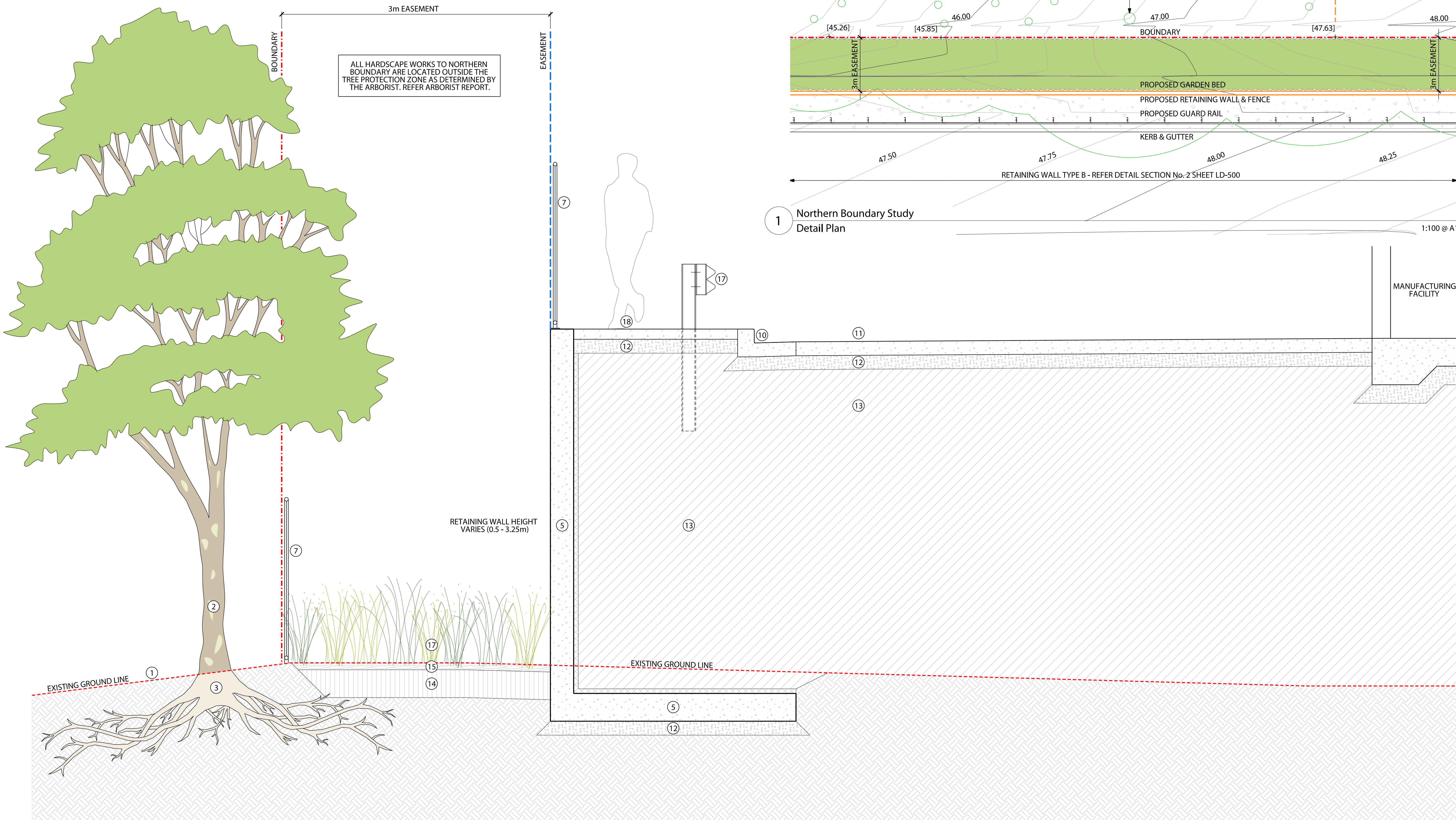
PROPOSED BOUNDARY GRASS PLANTING

17

VEHICULAR SAFETY BARRIER

18

PEDESTRIAN GRADE CONCRETE FOOTPATH



2 Wall Type B to Northern Boundary Detail Section

1:20 @ A1

## Incoming Waste Customer Pre-Qualification Procedure

*The following customer pre-qualification checklist information will be incorporated into the facility's full suite of quality documents which will be finalised prior to the commencement of operations of the facility.*

### Introduction

The purpose of this procedure is as follows:

- To ensure that only those new customers with allowable waste materials are accepted by ResourceCo to deliver waste to ResourceCo's Wetherill Park Resource Recovery Facility (RRF)
- To identify which NSW EfW Policy Resource Recovery Criteria this waste will fit into
- To ensure that new customers understand the conditions by which ResourceCo will accept their allowable waste streams

### When to use this procedure

This procedure is to be used when assessing a new potential incoming waste customer for the facility.

### How to complete this procedure

1. The potential customer's waste will be assessed against a set of criteria to determine the following:
  - a. Are there any materials in the potential customer's waste stream that the facility is either not licenced to accept or do not meet the facility's limit as listed in Tables 1 and 2. If yes, then the potential customer will not be allowed to deliver waste to the facility
  - b. Which NSW EfW Policy Resource Recovery Criteria the waste will fit into. The allowable criteria for the facility are listed in Table 3.
2. The completed form is to then be submitted to the Operations Manager who will make the ultimate decision as to whether the waste can be accepted to the facility, and if so which Resource Recovery Criteria the waste fits into

### Criteria to Determine Waste Material Acceptability

At the highest level of waste definition, the facility can accept the following:

- Dry Commercial and Industrial waste materials
- Dry Mixed Construction and Demolition waste materials
- Dry residual materials from mixed Construction and Demolition recycling facilities

In terms of the general characteristics of the waste materials being sought they are as follows:

- Solid
- Dry
- Non-putrescible
- Non-hazardous
- High calorific value
- Low levels of inert material
- Able to meet the NSW EfW Policy's Resource Recovery Criteria



In terms of the specific constituent materials in these waste categories, the following tables outline the degrees of acceptability of various waste materials by the facility.

Table 1: Unacceptable waste materials for the facility

Unacceptable Waste Material	Details
Asbestos	Zero allowance
Liquid wastes	Zero allowance
Chemical wastes	Zero allowance
Medical wastes	Zero allowance
Contaminated soils	Zero allowance
Municipal Solid Waste (MSW)	Zero allowance
Food waste	Zero targeted, <5% allowable in a mixed load
Green waste	Zero targeted, <5% allowable in a mixed load
Radioactive wastes	Zero allowance
Electronic wastes	Zero targeted, <1% allowable in a mixed load
CCA preservative treated timber	<5% allowable in a mixed load
PVC plastics	<5% allowable in a mixed load

Table 2: Materials which will be accepted but not processed and therefore incur additional fees for rehandling and/or disposing of to a licenced receival facility

Waste Material	Details
End of life tyres	Sent off site to a tyre recycler
Car batteries	Sent off site to a battery recycler
Mattresses	Batch processed but incurs extra fee

### Criteria to determine the fit with the NSW EfW Policy's Resource Recovery Criteria

It is important to ensure that the waste materials being delivered to the facility are appropriately categorised from a NSW EfW Policy Resource Recovery Criteria. This is because the facility must comply with the various limits of PEF able to be manufactured from these various criteria of waste streams. (Refer to section 4.2.2 of the draft Environmental Management Plan for the facility for further details on how this policy will be implemented by the facility)

Table 3: NSW EfW Policy Resource Recovery Criteria for waste categorisation

Waste Stream	Resource Recovery Criteria waste categorisation	% Waste allowed to be converted to PEF (by weight)
Residuals from mixed C&D recycling facilities	"C&D recycling residuals" waste	100% <sup>(1)</sup>
General mixed C&I waste delivered from a waste collector (e.g. FEL, RORO)	"50% mixed C&I" waste	50%
Mixed C&I waste sourced solely from an entity that has separate collection systems for all relevant waste streams	"No limit mixed C&I" waste	100% <sup>(2)</sup>
Mixed C&D waste delivered from a waste collector (e.g. skip bin)	"C&D" waste	25%



- (1) To fit into this category the customer must provide ResourceCo with an EPA compliant declaration on a monthly basis that the residuals being sent to ResourceCo are less than 25% of the mixed C&D waste intake for their mixed C&D recycling facility and that ResourceCo is the only offtaker of their residuals for energy recovery purposes
- (2) Note that the NSW EPA is required to approve any waste streams that request this classification

### Conditions of delivery of waste materials

Each potential waste customer is required to comply with the following conditions:

- Each load of waste will be visually inspected by Customer Service Officer at the weighbridge (where this is possible)
- Each load of waste will have its contents inspected in detail by the Waste Receiving Officer when the load is tipped onto the floor of the waste receiving area
- Should the load, or part thereof, be deemed to not meet the acceptance criteria then the waste delivery customer will be required to either:
  - (1) Not tip the waste and exit the site full (if the waste has not yet been tipped)
  - (2) Immediately reload the offending waste material and take it off site
  - (3) If (2) is not possible and the waste is not posing a threat to health, safety or the environment, then the waste will be quarantined and the customer will have until 4pm of the same working day to come and collect the waste and take it offsite (note that if the offending waste does pose a threat to health, safety or the environment then the relevant ResourceCo hazardous waste handling SOP will be enacted)
  - (4) If (3) is not possible then ResourceCo will organise for the waste to be collected and disposed offsite at a cost to the customer
- Note that it is solely ResourceCo's decision as to whether the waste is deemed to meet the acceptance criteria or not
- Should a customer deliver multiple loads of non-compliant waste and ResourceCo is not confident that the problem has been resolved then the customer will be banned from delivering waste to the site
- Where required the customer will provide ResourceCo with EPA compliant recycling recovery rate information or other information as deemed necessary to meet all licence and EPA requirements of the facility

## Hazardous Waste Materials Handling Procedures

*The following hazardous materials handling information will be incorporated into the facility's full suite of quality documents which will be finalised prior to the commencement of operations of the facility. The roles in the operation that interact with the waste will be trained in these procedures, first and foremost being the key Waste Receival Officer role.*

### Introduction

ResourceCo's Wetherill Park resource recovery facility (RRF) is to receive only the following non-hazardous categories of waste:

- Dry Commercial and Industrial waste materials
- Dry Mixed Construction and Demolition waste materials
- Dry residual materials from mixed Construction and Demolition recycling facilities

Any hazardous wastes are strictly prohibited and should they enter the site they must be handled safely and sent for disposal off-site to an appropriately licenced facility.

### Types of hazardous waste materials that may be encountered

The typical hazardous types of waste that may be encountered in waste deliveries can include the following:

- Liquid Wastes (e.g. paint, chemicals, oils, solvents)
- Explosives
- Poisons
- Radioactive materials
- Medical Waste (e.g. syringes, biological wastes)
- Asbestos
- Scheduled Pharmaceuticals
- Contaminated Soils

### Identifying hazardous materials in the waste stream

A hazardous material is any substance or mixture used in the workplace that can be classified according to its health and physiochemical hazards.

The Waste Receival Officer will be trained in hazardous waste material identification and is the site authority in determining if a particular material is to be deemed hazardous and the method in which this material is to be handled.

### Dealing with identified hazardous waste materials

*Note: Should it be determined by the Waste Receival Officer that an identified hazardous material is too dangerous to handle by ResourceCo staff then the emergency services are to be contacted to deal with the material.*

Any materials identified as hazardous, and which can be dealt with by ResourceCo staff, will be removed from the site as quickly as it is safe to do so. The specific procedures for dealing with hazardous wastes can be grouped into the following categories:

- Hazardous chemical and/or biological materials

- Hazardous sharp materials
- Asbestos materials (whilst technically a chemical type hazard it is deemed appropriate to deal with as a category on its own given its potential to exist in C&D waste streams)

#### Hazardous chemical and/or biological materials

##### Key Operational Controls

- Hazardous chemical risk assessment
- Wear appropriate PPE, clear the area
- Training, competency and supervision in handling hazardous chemicals
- Effective physical storage solutions – bunding, barriers, ventilation control, segregation of chemicals

##### Hazardous Chemical Risk Assessment

- If a potentially hazardous material is spotted, all activity is to cease and the Operations Manager and the waste delivery driver are to be notified (if the driver has not exited the site)
- Appropriate PPE must immediately be worn and, providing there is no immediate safety or environmental risk, a careful search for an identifying label is to be undertaken (refer to Appendix 1 for hazardous waste label categorisations)
- The waste delivery driver is to be asked to help identify the source of the material and the associated Safety Data Sheet (SDS)
- Should the material not be able to be identified then it is to be deemed hazardous

##### Removing the material

- Only hazardous materials trained staff are to attempt to remove the material and must be wearing appropriate PPE
- The material is to be placed into a sealed container for transport to an EPA approved facility for the receipt of such material

##### Resuming normal operations

- Any residues from the hazardous materials are to be cleaned up including the pumping out and cleaning of the dry sump in the floor of the facility should any material have found its way to this sump
- Only appropriately hazardous materials trained personnel can declare the site safe for the resumption of operations

The date, time and nature of the event and corrective action is to be logged in the site activity register, inclusive of the waste delivery company which brought in the offending material

#### Hazardous sharp materials

##### Key Operational Controls

- Hazardous sharp risk assessment
- Wear appropriate PPE, clear the area, use tongs

- Training, competency and supervision in handling needles and sharps
- Effective physical storage solutions – sharps safes

#### Hazardous sharp risk assessment and removing the material

- If needles or sharps are spotted at the waste receival area they are to be cordoned off and a sharps safe will be brought to the area and placed onto the floor or a stable area where it is free to stand without holding
  - The Waste Receival Officer will be trained in sharps handling, will wear gloves and use tongs to collect the sharps and carefully place it the sharps safe. A visual inspection will be undertaken to ensure that all sharps have been removed from the area affected
- If needles or sharps are spotted on the picking belts, the belt is to be stopped and the supervisor advised. The sharps safe will be brought to the area and placed on to the picking table or a stable area where it is free to stand without holding
  - The picking staff will be trained, will wear gloves and use tongs to collect the sharps and carefully place it in the sharps safe. A visual inspection will be undertaken to ensure that all sharps have been removed from the picking line before processing resumes
- Sharps safes will be stored at strategically located positions within the facility, including at the waste receival area and on either side of the picking belt
- The sharps safe will be transported to an appropriate disposal location on an as needs basis

#### Asbestos materials

As a result of over 20 years of operation in the resource recovery industry, ResourceCo has developed a multi-pronged approach to managing the potential for asbestos in the waste stream (please also refer to the ResourceCo Asbestos Management Plan which will be used as a basis for the asbestos material management SOP for this facility):

- Direct education with the customer base to ensure that only materials that are asbestos free will be accepted at the site
- Appropriate signage is well positioned at the entrance, weighbridge, on weight dockets and at the drop off point
- Asbestos identification training is undertaken for all relevant staff on site
- Relevant staff are trained in safe asbestos management and removal if identified on site. This includes, but is not limited to, the following:
  - The contaminated material is to be banded and contained
  - The contaminated material is to be wet down
  - If a minor amount is identified, asbestos-removal trained staff are to don appropriate PPE and remove and bag the material. This material plus the potentially asbestos contaminated PPE are to then be sealed in a clearly identified, purpose-produced asbestos bag, and that bag and contents to be stored in a sealed container until such time as it is transported to a licensed disposal facility
  - If the contamination is major, the whole of the material is to be wet down, covered and transported to a facility approved to dispose of asbestos containing material



### Reporting identified hazardous waste materials

Following the resolution of a hazardous waste materials event, the Operations Manager (or their delegate) must complete the log in the site activity register, inclusive of the following:

- The date, time and nature of the event
- Corrective action undertaken
- Waste delivery company which brought in the offending material


















This register will enable the identification of any waste delivery companies which are repeat offenders, and if so will enable the appropriate action to be taken to prevent the occurrence of future issues, including, if necessary, the banning from the facility of an offending waste delivery company.








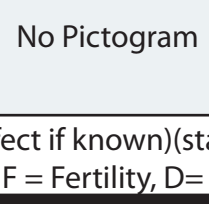


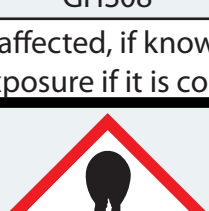
DRAFT

# Work Health and Safety Regulations: Classification and labelling for workplace hazardous chemicals



safe work australia

Classification		Labelling				
Hazard		Pictogram, code*	Signal word	Hazard Statement		
Class	Category			Code*	Text	
Explosives	Unstable explosive		Danger	H200	Unstable explosive	
	Division 1.1			H201	Explosive; mass explosion hazard	
	Division 1.2			H202	Explosive; severe projection hazard	
	Division 1.3			H203	Explosive; fire, blast or projection hazard	
	Division 1.4	GHS01	Warning	H204	Fire or projection hazard	
	Division 1.5	No GHS Pictogram <sup>(1)</sup>	Danger	H205	May mass explode in fire	
	Division 1.6	No GHS Pictogram <sup>(1)</sup>	No Signal Word	N/A	No Hazard Statement	
(1)=Explosives of Divisions 1.5 and 1.6 need to be labelled with their respective Dangerous Goods class label in accordance with the Australian Explosives Code.						
Flammable Gases	Category 1	 GHS02	Danger	H220	Extremely flammable gas	
Flammable Aerosols	Category 1	 GHS02	Danger	H222	Extremely flammable aerosol	
	Category 2		Warning	H223	Flammable aerosol	
Oxidising Gases	Category 1	 GHS03	Danger	H270	May cause or intensify fire; oxidiser	
Gases under Pressure <sup>(2)</sup>	Compressed gas	 GHS04	Warning	H280	Contains gas under pressure; may explode if heated	
	Liquefied gas					
	Dissolved gas			H281	Contains refrigerated gas; may cause cryogenic burns or injury.	
	Refrigerated liquefied gas					
(2)= The hazard class "Gases under Pressure" is subdivided into 'Groups' (not 'Categories').						
Flammable Liquids	Category 1	 GHS02	Danger	H224	Extremely flammable liquid and vapour	
	Category 2			H225	Highly flammable liquid and vapour	
	Category 3	GHS02	Warning	H226	Flammable liquid and vapour	
	Category 4	No Pictogram	Warning	H227	Combustible liquid	
Flammable Solids	Category 1	 GHS02	Danger	H228	Flammable solid	
	Category 2		Warning			
Self-reactive substances and mixtures <sup>(3)</sup>	Type A	 GHS01	Danger	H240	Heating may cause an explosion	
	Type B	 GHS01 + GHS02		H241	Heating may cause a fire or explosion	
	Type C and D					
	Organic Peroxides <sup>(3)</sup>	Type E and F	 GHS02	Warning	H242	Heating may cause a fire
		Type G		No Pictogram	No Signal Word	N/A
(3) = Two separate hazard classes have the same categories (and are therefore grouped).						
Pyrophoric Liquids	Category 1	 GHS02	Danger	H250	Catches fire spontaneously if exposed to air	
Pyrophoric Solids	Category 1		Danger	H251	Self-heating; may catch fire	
Self-heating substances and mixtures	Category 1		Warning	H252	Self-heating in large quantities; may catch fire	
	Category 2					
Substances and mixtures which, in contact with water, emit flammable gases	Category 1		Danger	H260	In contact with water releases flammable gases which may ignite spontaneously	
	Category 2		Danger	H261	In contact with water releases flammable gases	
	Category 3	Warning				
Oxidising Liquids <sup>(4)</sup>	Category 1	 GHS03	Danger	H271	May cause fire or explosion; strong oxidiser	
	Category 2		Danger	H272	May intensify fire; oxidiser	
	Category 3		Warning			
(4) = Two separate hazard classes have the same categories (and are therefore grouped).						
Corrosive to metals	Category 1	 GHS05	Warning	H290	May be corrosive to metals	
Acute Toxicity (Oral, Dermal or Inhalation)	Category 1	 GHS06	Danger	H300 H310 H330	Fatal if swallowed Fatal in contact with skin Fatal if inhaled	
	Category 2					
	Category 3				H301 H311 H331	Toxic if swallowed Toxic in contact with skin Toxic if inhaled
		Category 4	 GHS07	Warning	H302 H312 H332	Harmful if swallowed Harmful in contact with skin Harmful if inhaled
Skin corrosion / irritation	Category 1A	 GHS05	Danger	H314	Causes severe skin burns and eye damage	
	Category 1B					
	Category 1C					
	Category 2	 GHS07	Warning	H315	Causes skin irritation	

Classification		Labelling			
Hazard		Pictogram, code*	Signal word	Hazard Statement	
Class	Category			Code*	Text
Serious eye damage / eye irritation	Category 1	 GHS05	Danger	H318	Causes serious eye damage
	Category 2A	 GHS07	Warning	H319	Causes serious eye irritation
Sensitisation of the respiratory tract or the skin	Respiratory Sensitisers Category 1	 GHS08	Danger	H334	May cause allergy or asthma symptoms or breathing difficulties if inhaled
	Skin Sensitisers Category 1	 GHS07	Warning	H317	May cause an allergic skin reaction
Germ cell mutagenicity	Category 1A	 GHS08	Danger	H340	May cause genetic defects <sup>(5)</sup>
	Category 1B		Warning	H341	Suspected of causing genetic defects <sup>(5)</sup>
	Category 2			H350	May cause cancer <sup>(5)</sup>
Carcinogenicity	Category 1A	 GHS08	Danger	H350	May cause cancer <sup>(5)</sup>
	Category 1B		Warning	H351	Suspected of causing cancer <sup>(5)</sup>
	Category 2			H351	Suspected of causing cancer <sup>(5)</sup>
(5) = State route of exposure if it is conclusively proven that no other routes of exposure cause the hazard.					
Reproductive toxicity	Category 1A	 GHS08	Danger	H360 <sup>(6)</sup>	May damage fertility or the unborn child.
	Category 1B			H360F <sup>(7)</sup>	May damage fertility.
				H360D <sup>(7)</sup>	May damage the unborn child
	Category 2	Warning	H360FD <sup>(7)</sup>	May damage fertility. May damage the unborn child.	
			H360Fd <sup>(7)</sup>	May damage fertility. Suspected of damaging the unborn child.	
Additional category for effects on or via lactation	No Pictogram	No Signal Word	H362	May cause harm to breast-fed children.	
(6) = (state specific effect if known)(state route of exposure if it is conclusively proven that no other routes of exposure cause the hazard). (7) F = Fertility, D= Development (lowercase f, d = suspected effect).					
Specific target organ toxicity (single exposure)	Category 1	 GHS08	Danger	H370	Causes damage to organs <sup>(8,9)</sup>
	Category 2		Warning	H371	May cause damage to organs <sup>(8,9)</sup>
	Category 3	 GHS07	Warning	H335	May cause respiratory irritation
		H336		May cause drowsiness or dizziness	
Specific target organ toxicity (repeated exposure)	Category 1	 GHS08	Danger	H372	Causes damage to organs <sup>(8)</sup> through prolonged or repeated exposure <sup>(9)</sup>
	Category 2		Warning	H373	May cause damage to organs <sup>(8)</sup> through prolonged or repeated exposure <sup>(9)</sup>
(8) = (state all organs affected, if known). (9) = (state route of exposure if it is conclusively proven that no other routes of exposure cause the hazard).					
Aspiration Toxicity	Category 1	 GHS08	Danger	H304	May be fatal if swallowed and enters airways

\* = The code for the Pictogram and Hazard Statement should not be included on the label.

**Classification** is a process used to determine if a chemical can cause harm to human health and safety. It involves the identification and evaluation of the physical properties of a chemical, along with its health effects. It is the classification of a hazardous chemical that determines what information is communicated on the label and the Safety Data Sheet (SDS - previously known as Material Safety Data Sheet).

**The Work Health and Safety (WHS) Regulations** introduce a new system of chemical classification and hazard communication on labels and Safety Data Sheets, based on the Globally Harmonised System of Classification and Labelling of Chemicals (GHS). This will replace the classification and hazard communication systems for workplace hazardous substances and dangerous goods. It will not replace requirements for dangerous goods transport.

This poster shows GHS signal words, pictograms and hazard statements for each GHS hazard class and category covered by the WHS Regulations that will soon appear on labels and SDS for workplace hazardous chemicals.

There will be a five year **transitional period** for moving to the new GHS-based system. During this time, both the hazardous substances and dangerous goods classification systems and the GHS are recognised under the new WHS laws. By 31 December 2016 all workplace hazardous chemicals must be classified according to the GHS and labels and SDS must be updated.

Further information on classification, labelling and safety data sheet requirements under the WHS Regulations, including transitional arrangements, is available from the Safe Work Australia website at [www.safeworkaustralia.gov.au](http://www.safeworkaustralia.gov.au).

Safe Work Australia would like to acknowledge the assistance of the Irish Health and Safety Authority and the German Federal Institute for Occupational Health and Safety, BAuA, who provided the information upon which this poster is based.