

MASSING ENVELOPE
LEGEND

*EXCLUDE CANOPY ZONE

SITE BOUNDARY

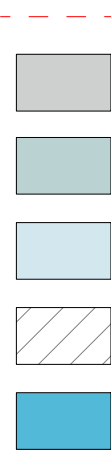
BASEMENT / PLANT

RESIDENTIAL

HOTEL

RETAIL OPPORTUNITIES

DESIGN EXCELLENCE
ADDITIONAL 10% FLOOR SPACE



CLIENT:



ARUP

ENGINEERS

ARUP

O C U L U S

LANDSCAPE

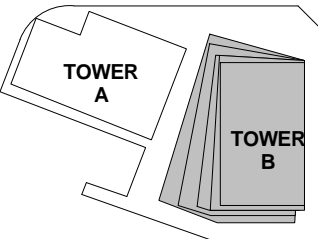
OCULUS



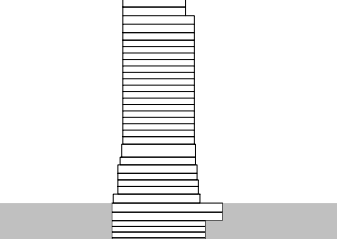
PLANNER

URBIS

KEY PLAN:



KEY SECTION:



PROJECT:

Wanda Vista Sydney

1 Alfred Street Sydney NSW 2000

A	28.10.2016	ISSUED FOR STAGE 1 DEVELOPMENT APPLICATION	SH
2	19.10.2016	DRAFT FOR DA SUBMISSION	SH
1	17.10.2016	DRAFT FOR DA SUBMISSION	SH
ISSUE	DATE	REVISION	BY

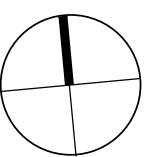
DRAWING TITLE:

MASSING ENVELOPE TOWER A L40-59

DATE:	SCALE:	DRAWING No:	REV:
17.10.2016	1 : 200 @A1		
DRAWN BY:	PROJECT NO:	S96 - 19	A
SH, DE	CA3054		

NOTES:
All dimensions and setbacks to be verified prior to commencement, omissions or discrepancies to be notified to the architect.
COPYRIGHT:
The copyright of this drawing together with any other documents prepared by crone partners architecture studios, pty ltd (cp) remains the property of cp. crone partners grants licence for the use of this document for the purpose for which they are intended. The licence is not transferable without the permission of cp.

NORTH



DO NOT SCALE

