



LANDSCAPE SSD DOCUMENTATION **FINAL**

**WALLGROVE ROAD INDUSTRIAL**  
WALLGROVE ROAD, EASTERN CREEK, NSW

DWG NO.	CONTENT:
L000	TITLE PAGE
L001	LANDSCAPE CONCEPT MASTERPLAN
L002	LANDSCAPE ENTRY CONCEPT PLAN
L003	PLANT SCHEDULES
L004	LANDSCAPE SECTIONS - WALLGROVE RD
L005	LANDSCAPE SECTIONS - ACCESS ROAD
L006	LANDSCAPE SECTIONS - BOUNDARY
L007	LANDSCAPE ELEVATIONS - BOUNDARY
L008	PRECEDENT IMAGES





Screening hedge  
Refer L06 for section and species

Car park shade trees

Refer L05 for access road typical  
treatment and layout

Hedge screening to rear of  
warehouse

Car park shade trees

Hydroseeded embankment with native  
tree and shrub planting

Screening hedge  
Refer L06 for section and species

Entry landscape - refer to L02

Car park shade trees

Detention basin  
Refer engineer's drawings for details  
Refer L03 for plant species

Site Boundary

Native tree planting to embankment

Vegetated swale  
Refer engineer's drawings for details  
Refer L03 for plant species

Hydroseeded embankment with native  
tree and shrub planting

DATE	REVISION	PURPOSE
13.05.15	A	DRAFT
15.05.15	B	DRAFT
20.05.15	C	DRAFT
05.06.15	D	DA Submission





DATE	REVISION	PURPOSE
13.05.15	A	DRAFT
15.05.15	B	DRAFT
20.05.15	C	DRAFT
05.06.15	D	DA Submission



Feature Entry Tree



Magnolia gradiflora 'St Mary'

Access Road Street Tree



Bennet's Ash, *Flindersia Bennettiana*

Screening Tree



Elaeocarpus eumundii, Smooth leaved Quandong

Native Grass / Groundcover Mix Images



INDICATIVE PLANTING SCHEDULE						
CODE	SPECIES	COMMON NAME	ORIGIN	HEIGHT	DENSITY	POT SIZE
GROUNDCOVERS						
Cgl	Carpobrotus glaucescens	Pigface or Noon Flower	Native	0.1m	5/m2	Viotube
Dco	Dianella congesta	Beach Flax Lily	Native	1m	5/m2	Viotube
ES	Evolvulus pilosa 'Sapphire'	Blue Evolvulus	Native	0.3m	3/m2	Viotube
Gri	Gazania rigens	Gazania	Native	0.3m	2/m2	Viotube
GBR	Grevillea 'Bronze Rambler'		Native	0.3m	3/m2	150mm
Hsc	Hibbertia scandens	Snake Vine	Native	0.3m	5/m2	200mm
Hvi	Hardenbergia violacea	False Sarsaparilla	Native	0.3m	3/m2	Viotube
Kru	Kennedia rubicunda	Dusky Coral Pea	Native	0.3m	4/m2	Viotube
LEG	Liriope muscari 'Evergreen Giant'	Giant Turf Lily	Exotic	0.6m	3/m2	150mm
LSW	Liriope muscari 'Stripy White'		Exotic	0.6m	4/m2	150mm
Mac	Myoporum acuminatum	Coastal Boobialla	Native	3m	3/m2	Viotube
Mel	Myoporum ellipticum	Myoporum	Native	1m	3/m2	Viotube
Mpa	Myoporum parvifolium	Creeping Boobialla	Native	0.15mm	3/m2	Viotube

GRASSES						
Bar	Baumea articulata	Jointed Twig Rush	Native	1m	3/m2	150mm
Dco	Dianella congesta	Coastal Flax Lily	Native	0.5	3/m2	150mm
Dbr	Dianella brevipedunculata	Blue Flax Lily	Native	0.8	3/m2	150mm
Dcb	Dianella caerulea 'Breeze'	Flax Lily	Native	0.8	3/m2	150mm
Dcl	Dianella caerulea 'Little Jess'	Dwarf Flax Lily	Native	0.3	5/m2	150mm
Dss	Dianella 'Silver Streak'	Stripy Flax Lily	Native	0.5	3/m2	150mm
Dre	Dianella revoluta	Flax Lily	Native	1m	4/m2	150mm
Ino	Isolepis nodosa	Knobby Club Rush	Native	0.7m	5/m2	200mm
LT	Lomandra longifolia 'Tanika'	Mat Rush	Native	1m	5/m2	150mm
Pla	Poa labillardieri	Tussock Grass	Native	0.6m	5/m2	150mm
PC	Poa poiformis 'Courtney'	Tussock Grass	Native	0.6m	5/m2	150mm
Tau	Themeda australis	Kangaroo Grass	Native	0.75m	3/m2	200mm

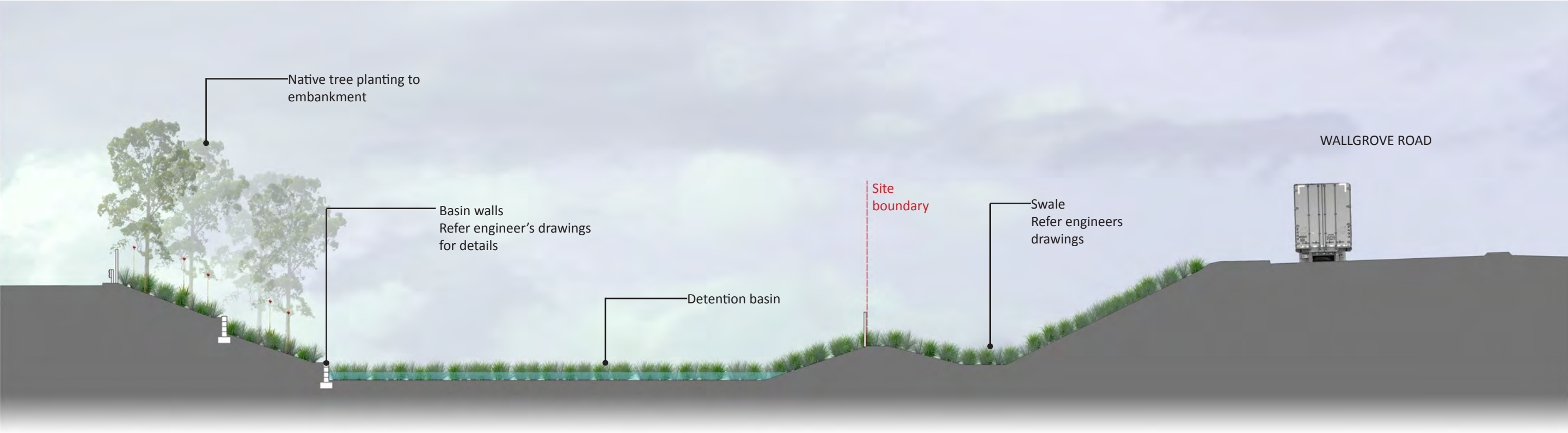
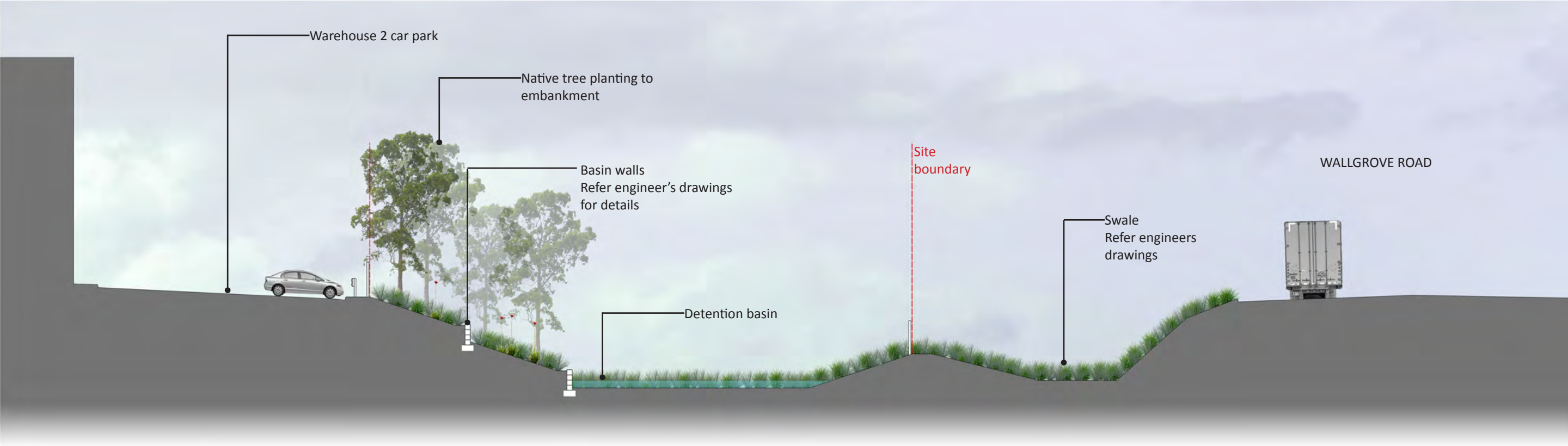
DETENTION BASIN / SWALES						
Ac	Austromyrtus tenuifolia	Narrow Leaf Myrtle	Native	1.5m	3/m2	150mm
Ca	Carex appressa	Tall Sedge	Native	0.6m	4/m2	150mm
Ct	Cyperus trinervis	Sedge	Native	0.6m	4/m2	150mm
Dv	Dodonea viscosa	Hop Bush	Native	2m	2/m2	150mm
DL	Dianella longifolia	Flax Lily	Native	0.8	3/m2	150mm
Dt	Danthonia tenuir	Wallaby Grass	Native	0.6m	4/m2	150mm
LT	Lomandra longifolia 'Tanika'	Mat Rush	Native	1m	5/m2	150mm
Mli	Melaleuca linariifolia	Narrow-leaved Paperbark	Native	5-10m	-	Mature
Pla	Poa labillardieri	Tussock Grass	Native	0.6m	5/m2	150mm

SHRUBS						
Bsp	Banksia spinulosa	Hairpin Banksia	Native	6m	2/m2	200mm
Bsp	Bursaria spinulosa	Blackthorn	Native	1.5-2m	2/m2	300mm
Cre	Cycas revoluta	Cycad	Native	1m	2/m2	300mm
Cmi	Clivia miniata	Kaffir Lily	Exotic	0.5m	3/m2	300mm
Csp	Cordyline Sp.	Slender Palm Lily	Native	1.5m	2m/2	300mm
Dvi	Dodonaea viscosa	Sticky Hop Bush	Native	1-3m	2/m2	300mm
Dex	Doryanthes excelsa	Gymea Lily	Native	1.5m	2/m2	300mm
Hli	Hymenocallis littoralis	Spider Lily	Exotic	0.6m	2/m2	300mm
Lpe	Leptospermum petersonii	Lemon-Scented Tea Tree	Native	3-4m	1/m2	300mm
Msp	Macrozamia spp.	Native Cycad	Native	2m	1/m2	300mm
Wfr	Westringia fruticosa	Coastal Rosemary	Native	1.5m	3/m2	300mm

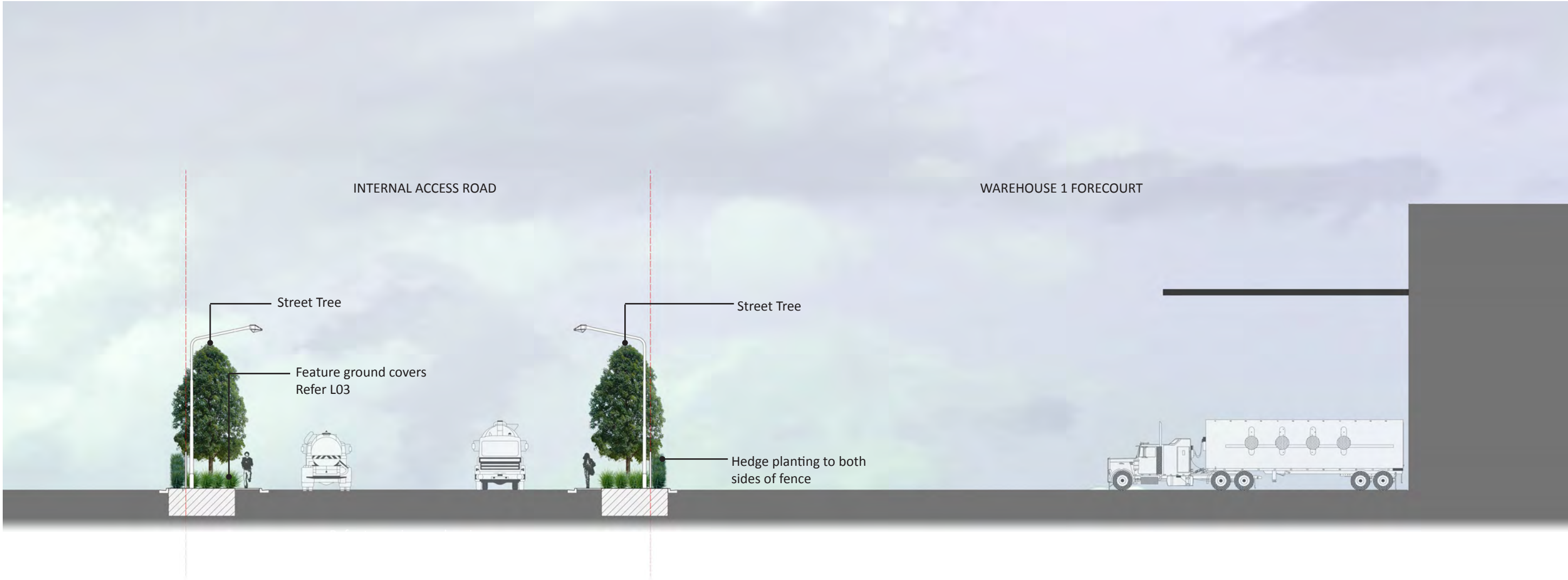
TREES						
Asm	Acmena smithii	Lilly Pilly	Native	10-15m	-	2m Height
Aco	Angophora costata	Smooth-barked Apple	Native	20m	-	2m Height
Cac	Callistemon citrinus	Lemon-scented Bottlebrush	Native	5-8m	-	2m Height
Cco	Cyathea cooperii	Scaly Tree Fern	Native	4m	-	2m Height
Ee	Elaeocarpus eumundi	Eumundi Quandong	Native	10-12m	-	1.5m Height
Epi	Eucalyptus pilularis	Blackbutt	Native	20m	As shown	2m Height
Ema	Eucalyptus maculata	Spotted gum	Native	20m	As shown	2m Height
Fb	Flindersia Bennettiana	Bennett's Ash	Native	8-10m	As Shown	2m Height
Lin	Lagerstroemia indica	Crepe Myrtle	Exotic	6-8m	-	2m Height
Lco	Lophostemon confertus	Brush Box	Native	10-15	-	2m Height
Ms	Magnolia grandiflora 'St Marys'	St Marys Magnolia	Exotic	10-15m	As shown	2m Height
Mli	Melaleuca linariifolia	Narrow-leaved Paperbark	Native	5-10m	-	2m Height
Pce	Prunus cerasifera 'Nigra'	Purple flowering Cherry Plum	Exotic	4-5m	-	2m Height
Tla	Tristanopsis laurina	Water Gum	Native	15m	As shown	2m Height

DATE	REVISION	PURPOSE
13.05.15	A	DRAFT
15.05.15	B	DRAFT
20.05.15	C	DRAFT
05.06.15	D	DA Submission




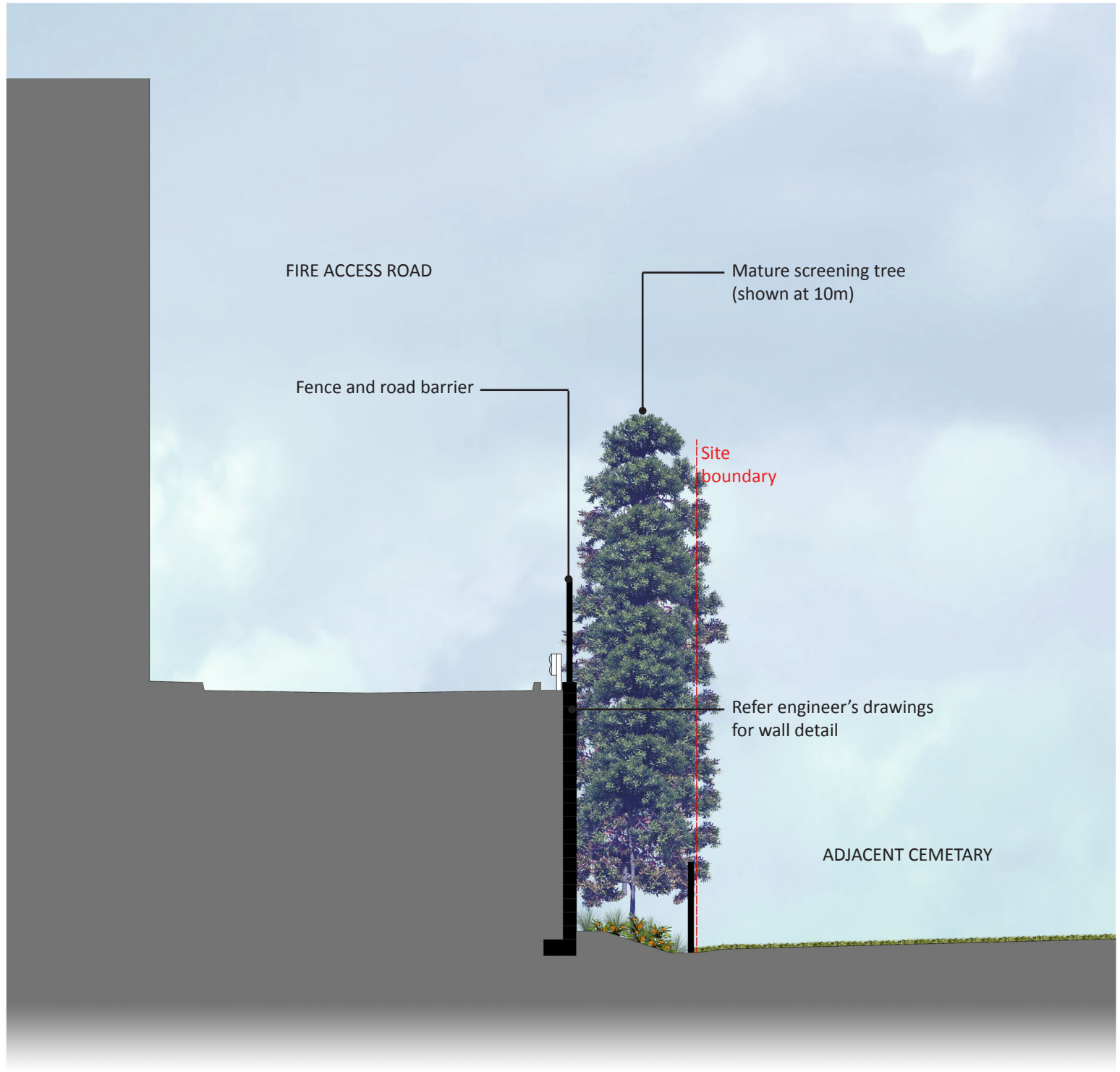


DATE	REVISION	PURPOSE
13.05.15	A	DRAFT
15.05.15	B	DRAFT
20.05.15	C	DRAFT
05.06.15	D	DA Submission



DATE	REVISION	PURPOSE
13.05.15	A	DRAFT
15.05.15	B	DRAFT
20.05.15	C	DRAFT
05.06.15	D	DA Submission





DATE	REVISION	PURPOSE
13.05.15	A	DRAFT
15.05.15	B	DRAFT
20.05.15	C	DRAFT
05.06.15	D	DA Submission
03.07.15	E	DA Submission



Northern Boundary  
Year 8



Northern Boundary  
Year 4



Northern Boundary  
Year 1



Warehouse 1  
Year 8



Warehouse 1  
Year 4



Warehouse 1  
Year 1



DATE	REVISION	PURPOSE
13.05.15	A	DRAFT
15.05.15	B	DRAFT
20.05.15	C	DRAFT
05.06.15	D	DA Submission





Entry statement backing panels to reflect Heritage Interpretation Strategy



DATE	REVISION	PURPOSE
13.05.15	A	DRAFT
15.05.15	B	DRAFT
20.05.15	C	DRAFT
05.06.15	D	DA Submission