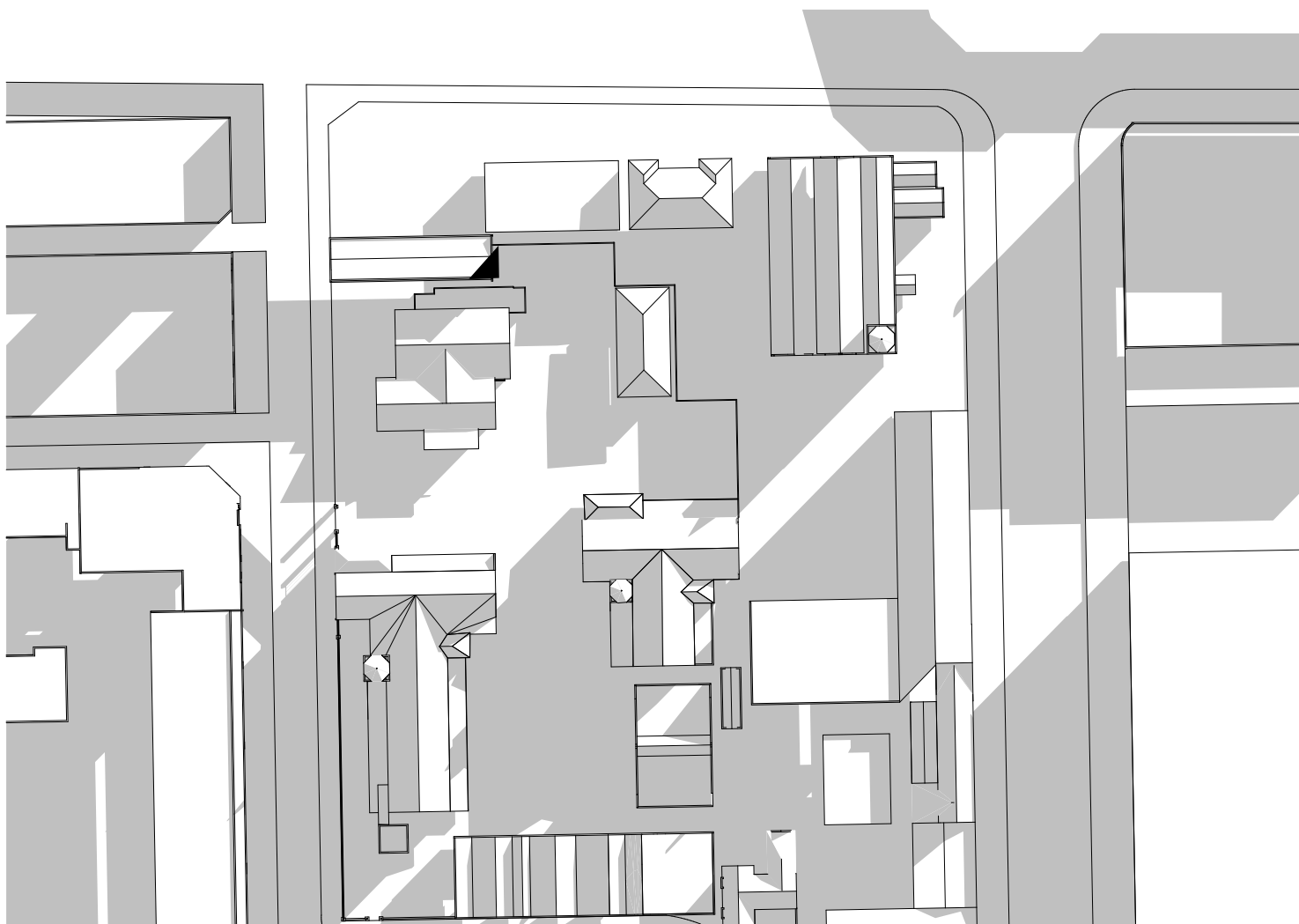


PROPOSED ENVELOPE PLAN

ALL DIMENSIONS AND LEVELS TO BE VERIFIED ON SITE BY THE BUILDER BEFORE THE COMMENCEMENT OF ANY WORK. ANY DISCREPANCIES MUST BE REPORTED TO THE ARCHITECT IMMEDIATELY. DO NOT SCALE DRAWINGS. FIGURED DIMENSIONS HAVE PREFERENCE OVER DIMENSIONS SCALED FROM THE DRAWINGS. THESE DRAWINGS TO BE READ IN CONJUNCTION WITH THE SPECIFICATIONS AND OTHER ASSOCIATED DOCUMENTS. REFER TO ENGINEERING SERVICES DRAWINGS FOR CONFIRMATION OF LOCATIONS AND HEIGHT OF FITTINGS, AIR DIFFUSERS, GRILLES, SPRINKLERS, SMOKE DETECTORS, AND ALL OTHER CEILING MOUNTED OR RECESSED SERVICE OUTLETS AND FITTINGS AND ADDITIONAL SET OUT OF CEILING SUPPORT MEMBERS. MAKE ALL PENETRATIONS, CUT OUTS AND TRIM TO SUIT ALL RELEVANT SERVICE OUTLETS AND FITTINGS. ANY DISCREPANCIES BETWEEN THE ARCHITECTURAL AND SERVICES DOCUMENTS ARE TO BE REPORTED TO THE ARCHITECT FOR CLARIFICATION. IN THE EVENT OF DISCREPANCIES, THE CONTRACTOR MUST ALLOW FOR THE HIGHER COST ALTERNATIVE IN THE SCOPE OF WORKS. NOW INDICATES A NOMINAL DIMENSION TO BE CHECKED ON SITE.				REV	DESCRIPTION	DRAWN	DATE	CLIENT	PROJECT		DRAWN BY	SCALE	PLOT DATE
01	PRELIMINARY	VJ	16.06.16	<b>H2o architects Pty Ltd</b> 29 Northumberland Street Collingwood Victoria 3066 Australia T 61 3 9417 0900 F 61 3 9417 0911 studio@h2oarchitects.com.au	UNIVERSITY OF TECHNOLOGY SYDNEY BLACKFRIARS RESEARCH FACILITY		VJ	1:250 @A1	18.11.16				
02	ENVELOPE REVISIONS	VJ	17.06.16		PROJECT NUMBER 1533		SCHEMATIC DESIGN						
03	MINOR REVISIONS	VJ	21.06.16		DRAWING TITLE <b>ENVELOPE STUDY WITHIN ENVELOPE</b>		DRAWING NUMBER <b>A0.01</b>						
04	MINOR REVISIONS	VJ	30.06.16		REVISION <b>09</b>								
05	MINOR REVISIONS	VJ	05.07.16										
05	CLIENT REVIEW	VJ	15.07.16										
06	MINOR REVISIONS	VJ	16.08.16										
07	ENVELOPE REVISIONS	VJ	14.11.16										
08	MINOR AMENMENTS	VJ	17.11.16										
09	MINOR AMENMENTS	VJ	18.11.16										





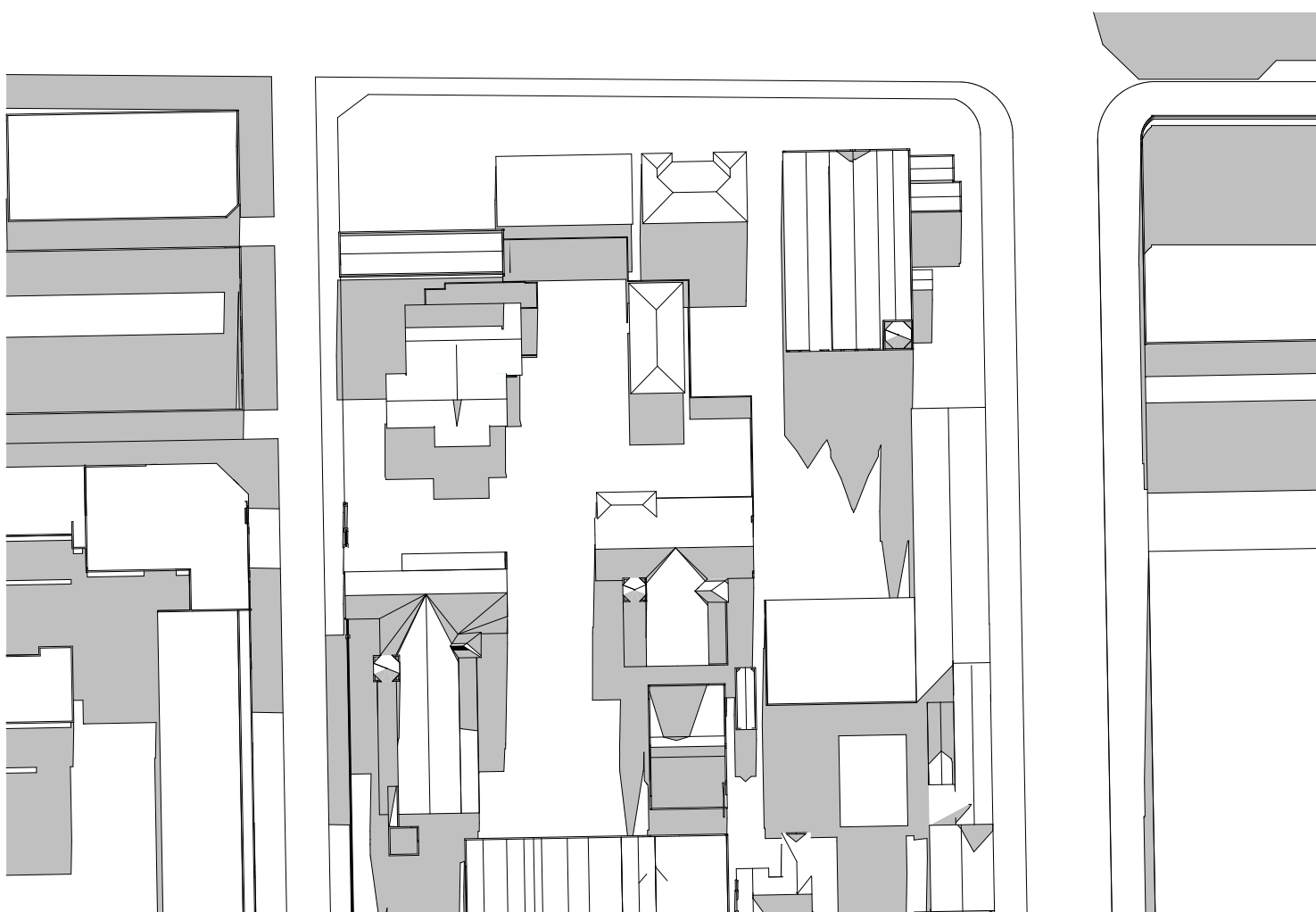
1 9.00 AM  
1:1000



2 10.00 AM  
1:1000



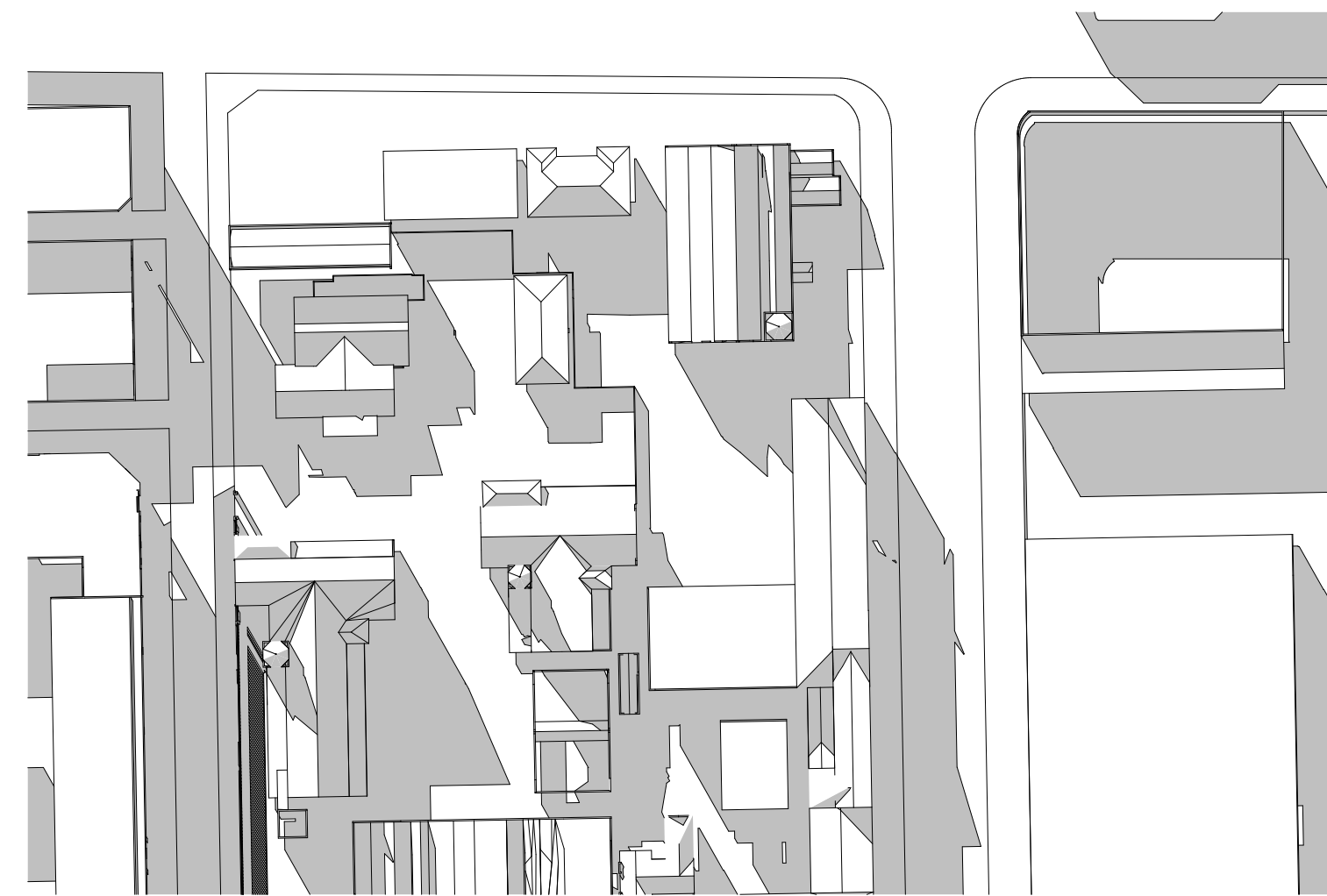
3 11.00 AM  
1:1000



4 12.00 AM  
1:1000



5 1.00 PM  
1:1000



6 2.00 PM  
1:1000



6 3.00 PM  
1:1000

ALL DIMENSIONS AND LEVELS TO BE VERIFIED ON SITE BY THE BUILDER BEFORE THE COMMENCEMENT OF ANY WORK. ANY DISCREPANCIES MUST BE REPORTED TO THE ARCHITECT IMMEDIATELY. DO NOT SCALE DRAWINGS. FIGURED DIMENSIONS HAVE REFERENCE OVER DIMENSIONS SCALED FROM THE DRAWINGS. THESE DRAWINGS TO BE READ IN CONJUNCTION WITH THE SPECIFICATIONS AND OTHER ASSOCIATED DOCUMENTS. REFER TO ENGINEERING SERVICES DRAWINGS FOR CONFIRMATION OF LOCATIONS AND HEIGHTS OF FITTINGS, AIR DIFFUSERS, GRILLES, SPRINKLERS, SMOKE DETECTORS, AND ALL OTHER CEILING MOUNTED OR RECESSED SERVICE OUTLETS AND FITTINGS AND ADDITIONAL SET OUT OF CEILING SUPPORT MEMBERS. MAKE ALL PENETRATIONS, CUT OUTS AND TRIM TO SUIT ALL RELEVANT SERVICE OUTLETS AND FITTINGS. ANY DISCREPANCIES BETWEEN THE ARCHITECTURAL AND SERVICES DOCUMENTS ARE TO BE REPORTED TO THE ARCHITECT FOR CLARIFICATION. IN THE EVENT OF DISCREPANCIES, THE CONTRACTOR MUST ALLOW FOR THE HIGHER COST ALTERNATIVE IN THE SCOPE OF WORKS. NOM INDICATES A NOMINAL DIMENSION TO BE CHECKED ON SITE.

REV	DESCRIPTION	DRAWN	DATE	CLIENT
01	REVISED ENVELOPE	VJ	02.11.16	

**H2o architects Pty Ltd**  
29 Northumberland Street  
Collingwood  
Victoria 3066 Australia  
T 61 3 9417 0900  
F 61 3 9417 0911  
studio@h2oarchitects.com.au

**H2o**

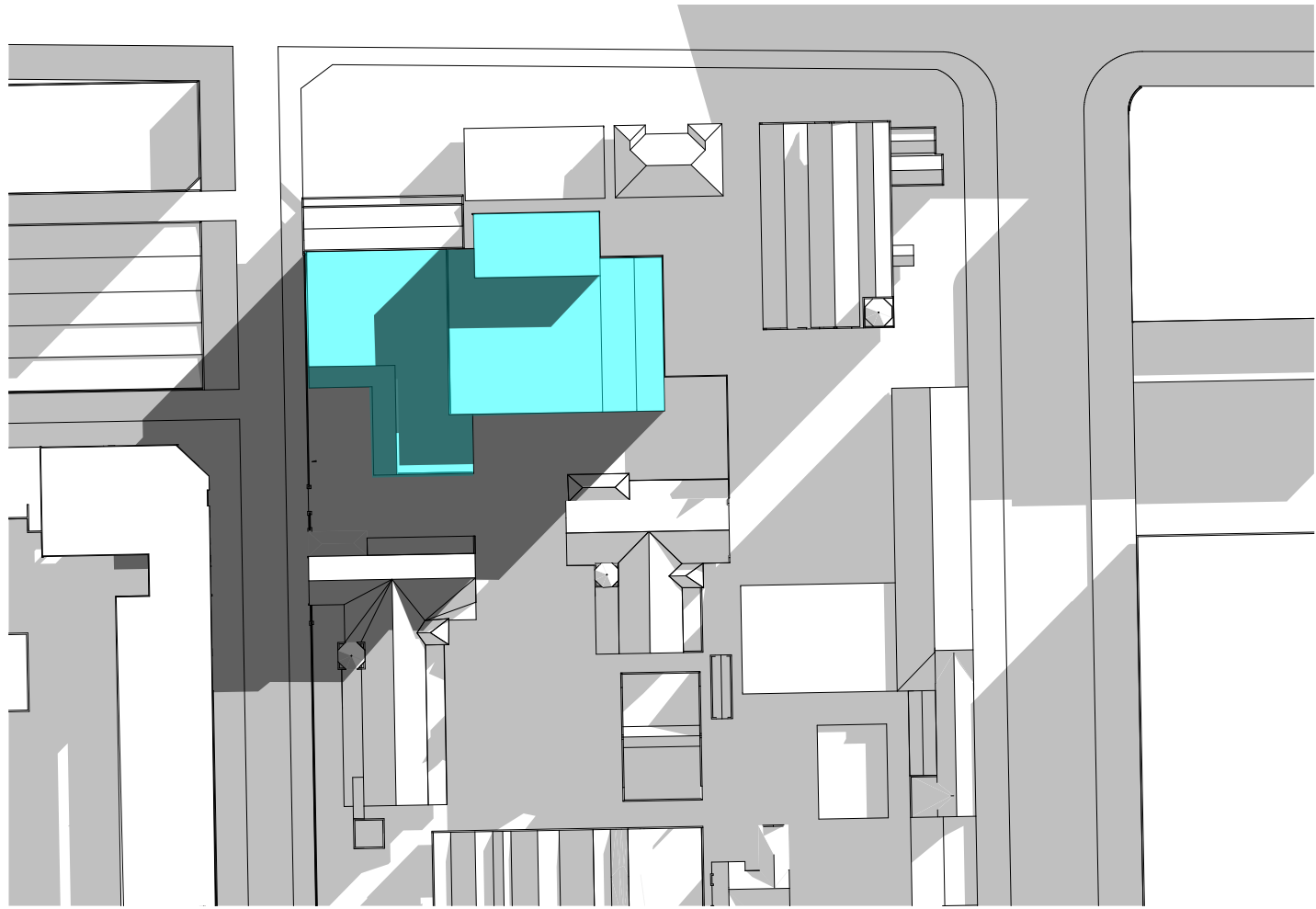
PROJECT <b>UNIVERSITY OF TECHNOLOGY SYDNEY BLACKFRIARS RESEARCH FACILITY</b>
DRAWING TITLE <b>EXISTING SHADOW DIAGRAMS- JUNE 21</b>

DRAWN BY <b>VJ</b>
PROJECT NUMBER <b>1533</b>

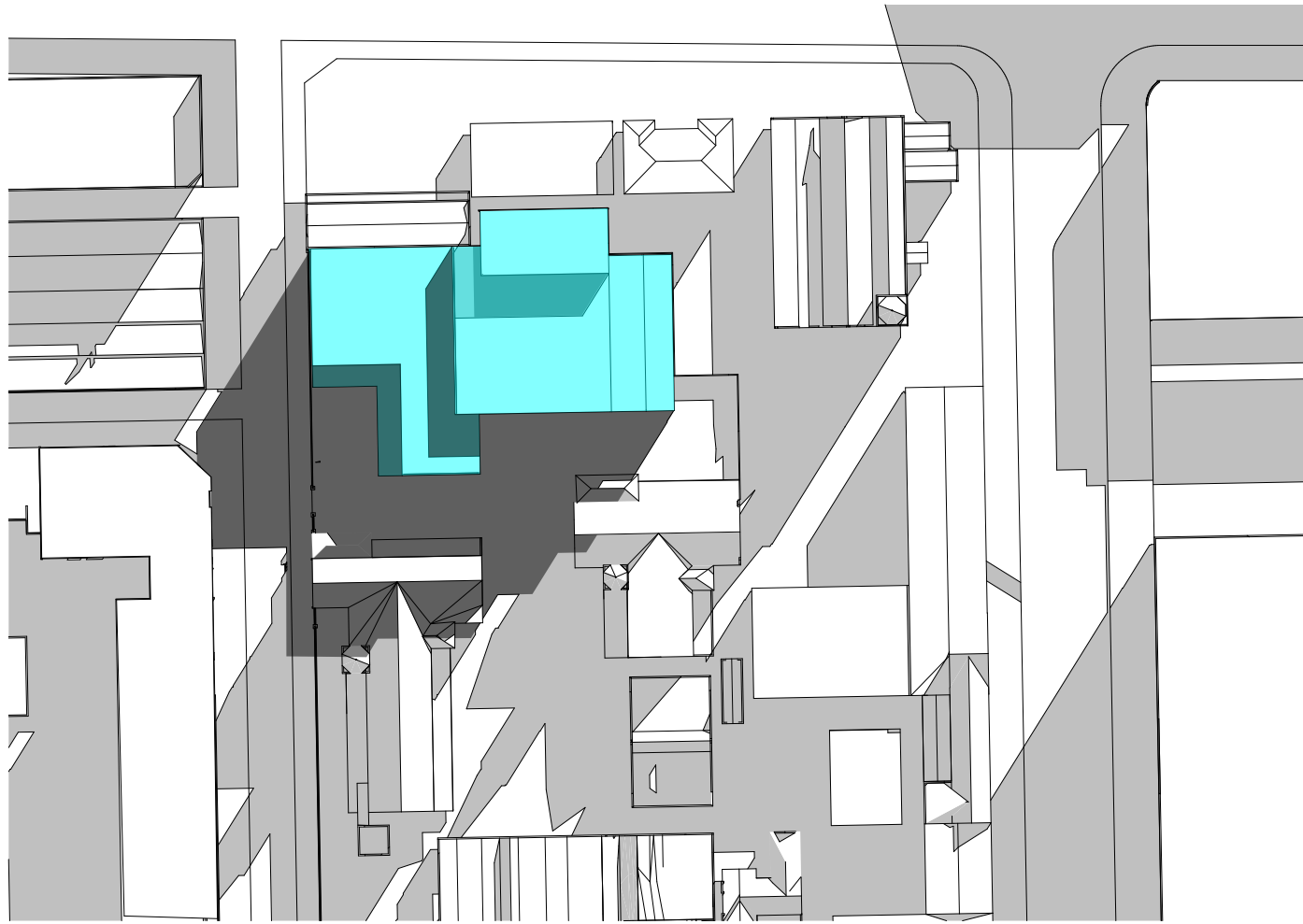
SCALE 1:1000@A1	PLOT DATE 02.11.16
--------------------	-----------------------

**SCHEMATIC DESIGN**

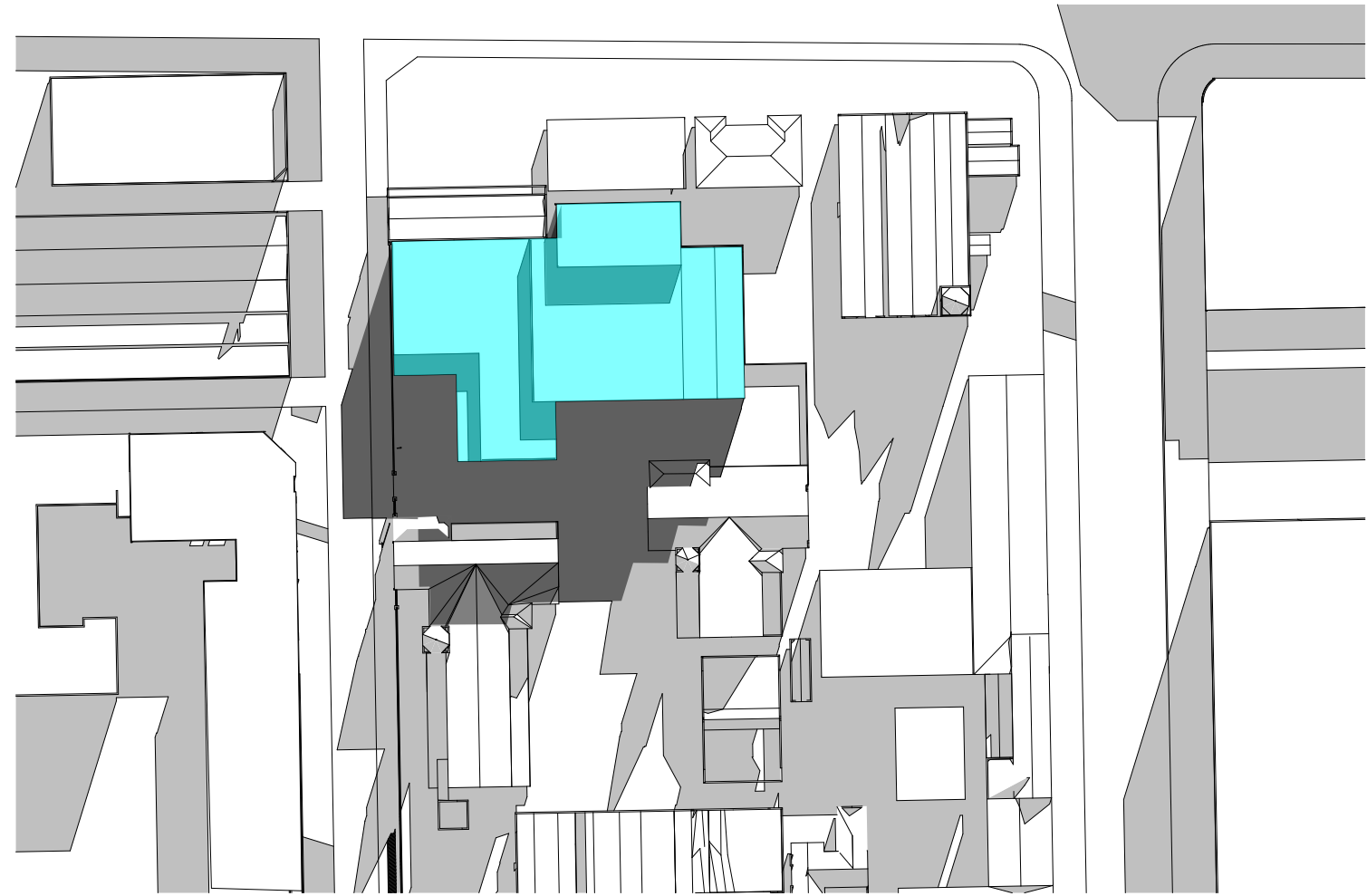
DRAWING NUMBER <b>A1.10</b>	REVISION <b>01</b>
--------------------------------	-----------------------



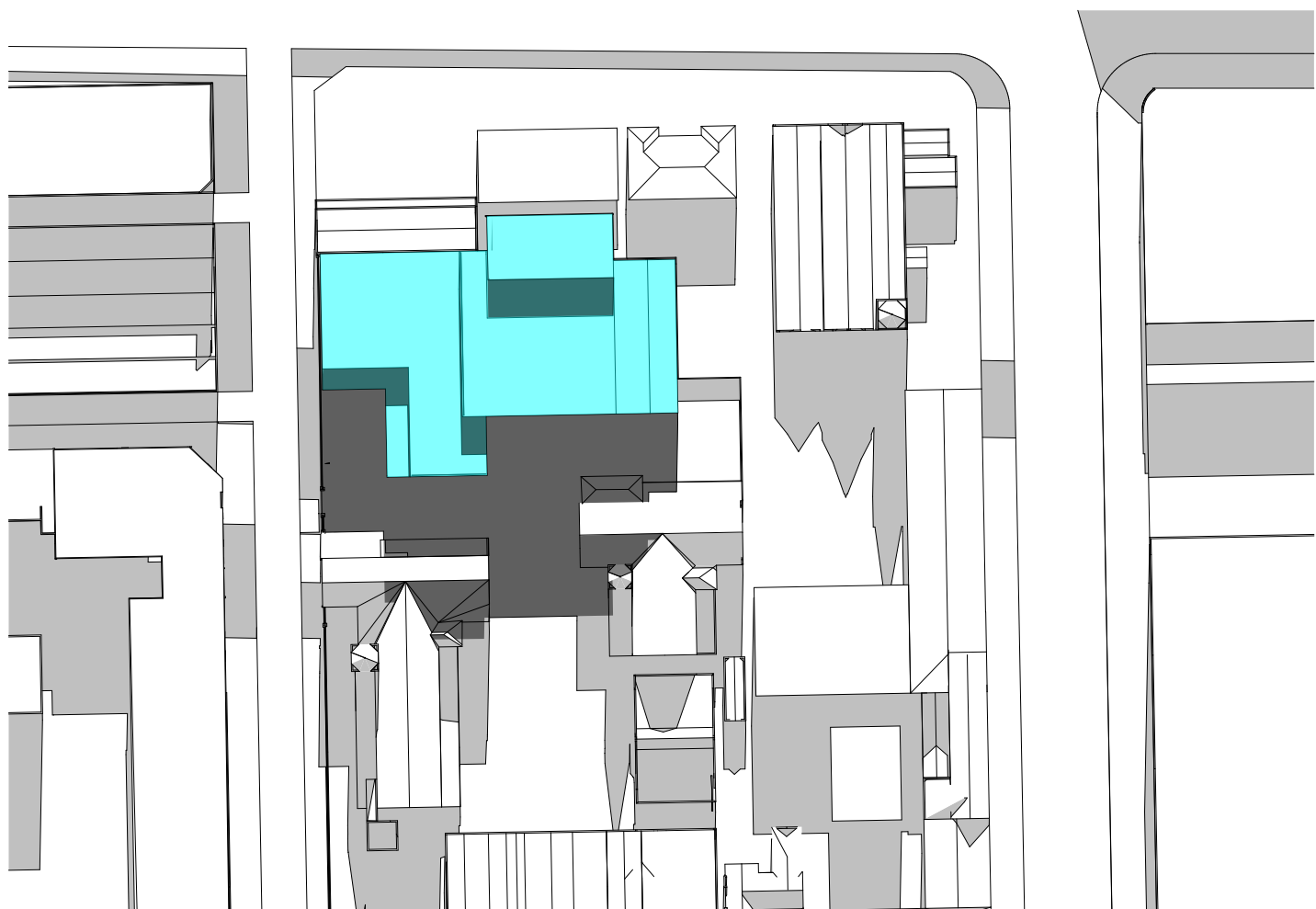
1 09.00 AM  
1:1000



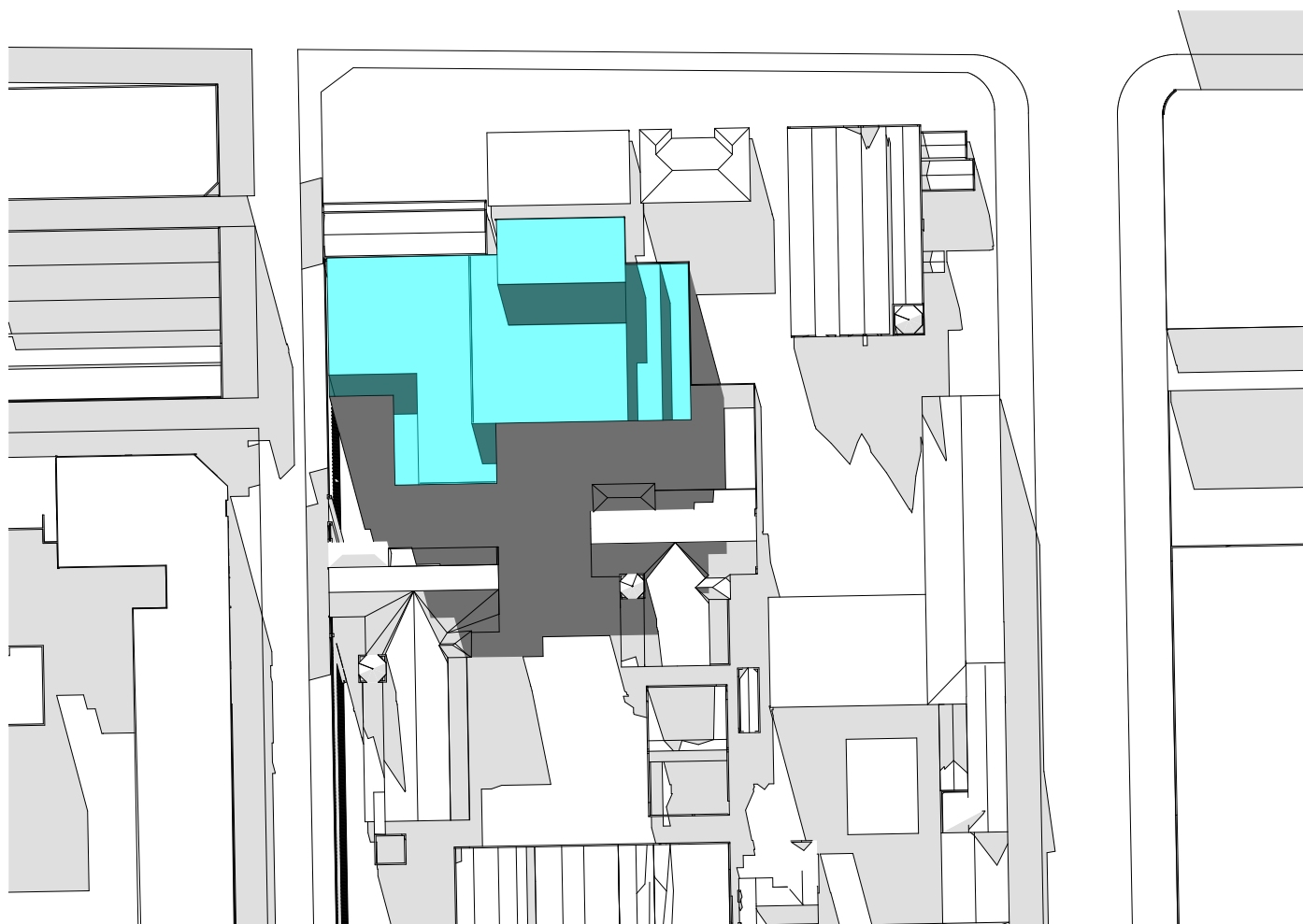
2 10.00 AM  
1:1000



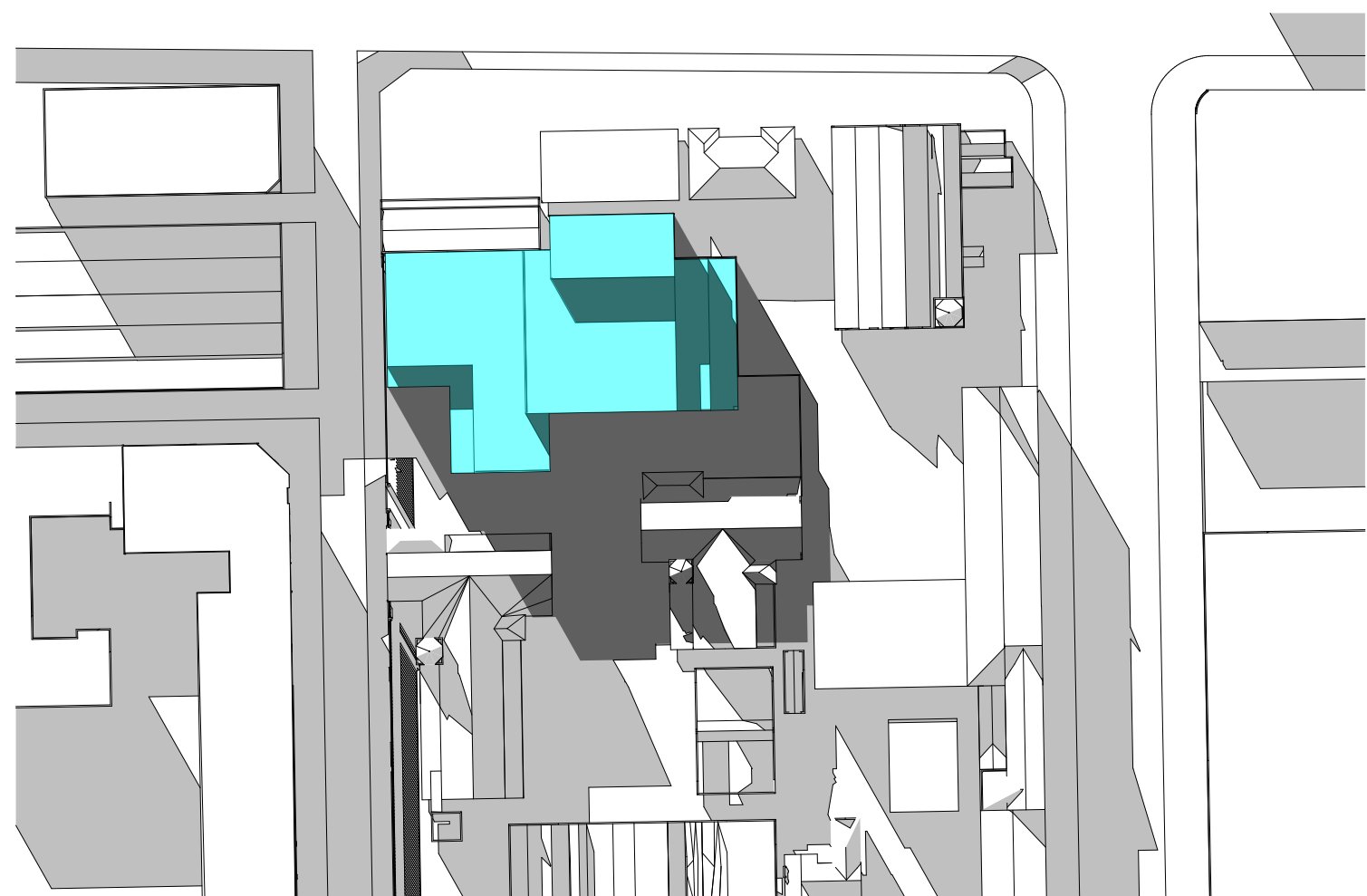
3 11.00AM  
1:1000



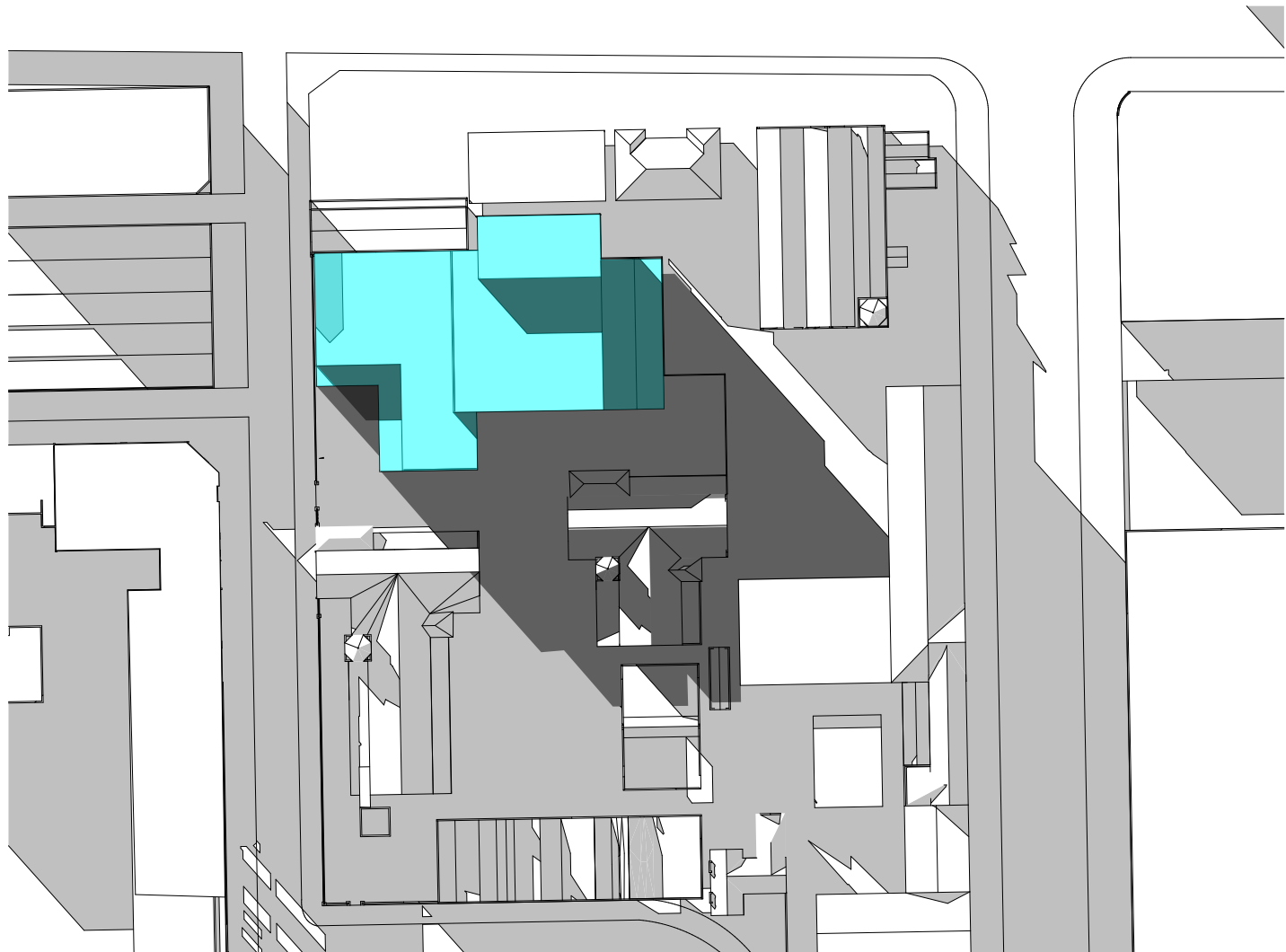
4 12.00 PM  
1:1000



5 1.00 PM  
1:1000



6 2.00 PM  
1:1000



7 3.00PM  
1:1000

ALL DIMENSIONS AND LEVELS TO BE VERIFIED ON SITE BY THE BUILDER BEFORE THE COMMENCEMENT OF ANY WORK. ANY DISCREPANCIES MUST BE REPORTED TO THE ARCHITECT IMMEDIATELY. DO NOT SCALE DRAWINGS. FIGURED DIMENSIONS HAVE REFERENCE OVER DIMENSIONS SCALED FROM THE DRAWINGS. THESE DRAWINGS TO BE READ IN CONJUNCTION WITH THE SPECIFICATIONS AND OTHER ASSOCIATED DOCUMENTS. REFER TO ENGINEERING SERVICES DRAWINGS FOR CONFIRMATION OF LOCATIONS AND HEIGHTS OF FITTINGS, AIR DIFFUSERS, GRILLES, SPRINKLERS, SMOKE DETECTORS, AND ALL OTHER CEILING MOUNTED OR RECESSED SERVICE OUTLETS AND FITTINGS AND ADDITIONAL DETAIL OF CEILING SUPPORT MEMBERS. MAKE ALL PENETRATIONS, CUT OUTS AND TRIM TO SUIT ALL RELEVANT SERVICE OUTLETS AND FITTINGS. ANY DISCREPANCIES BETWEEN THE ARCHITECTURAL AND SERVICES DOCUMENTS ARE TO BE REPORTED TO THE ARCHITECT FOR CLARIFICATION. IN THE EVENT OF DISCREPANCIES, THE CONTRACTOR MUST ALLOW FOR THE HIGHER COST ALTERNATIVE IN THE SCOPE OF WORKS. NOM INDICATES A NOMINAL DIMENSION TO BE CHECKED ON SITE.

REV	DESCRIPTION	DRAWN	DATE	CLIENT
01	REVISED ENVELOPE	VJ	14.11.16	

**H2o architects Pty Ltd**  
29 Northumberland Street  
Collingwood  
Victoria 3066 Australia  
T 61 3 9417 0900  
F 61 3 9417 0911  
studio@h2oarchitects.com.au

**H2o**

PROJECT  
**UNIVERSITY OF TECHNOLOGY  
SYDNEY  
BLACKFRIARS RESEARCH FACILITY**

DRAWING TITLE  
**PROPOSED SHADOW DIAGRAMS-  
JUNE 21**

DRAWN BY  
**VJ**

PROJECT NUMBER  
**1533**

SCALE  
**1:1000@A1**

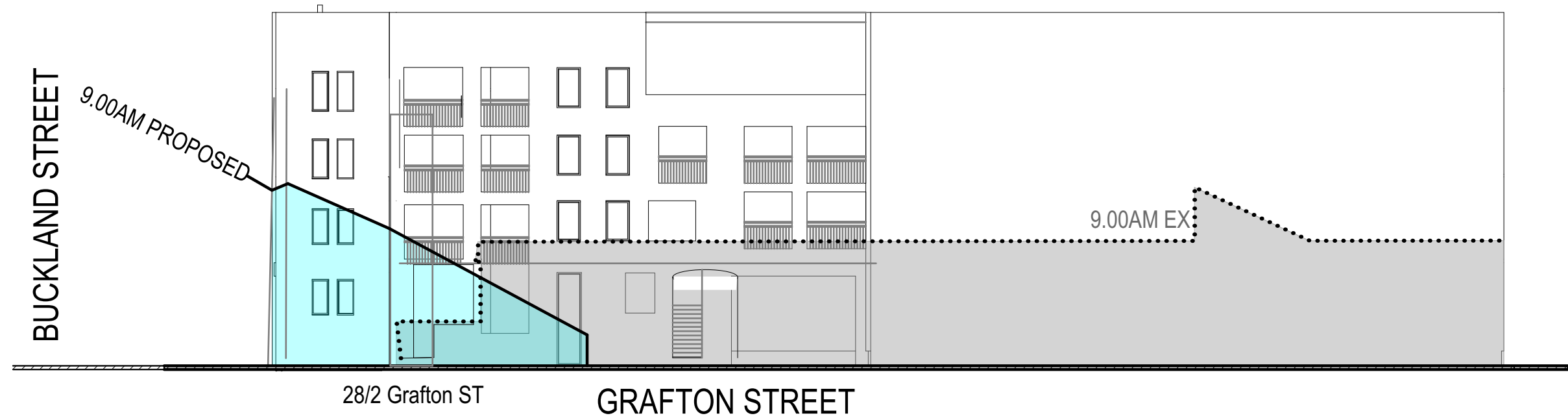
PLOT DATE  
**14.11.16**

**SCHEMATIC DESIGN**

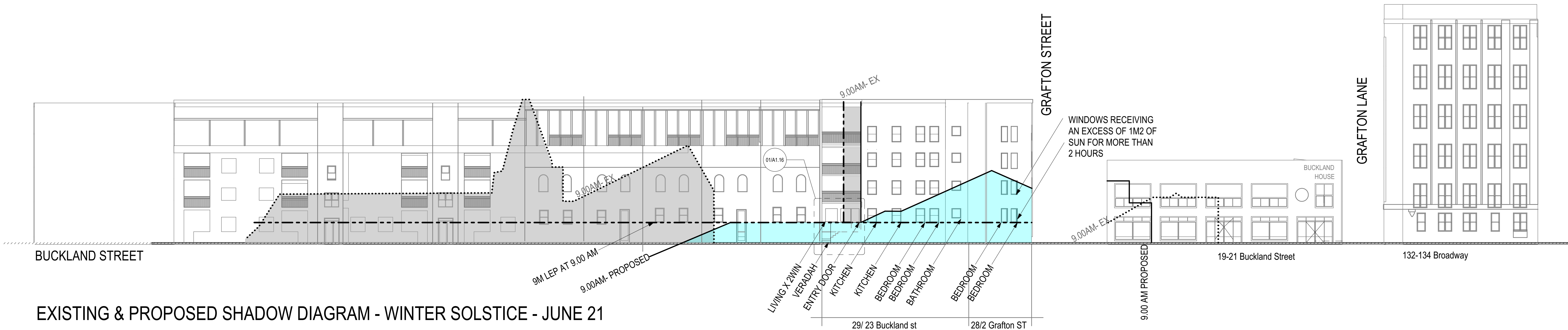
DRAWING NUMBER  
**A1.11**

REVISION  
**01**

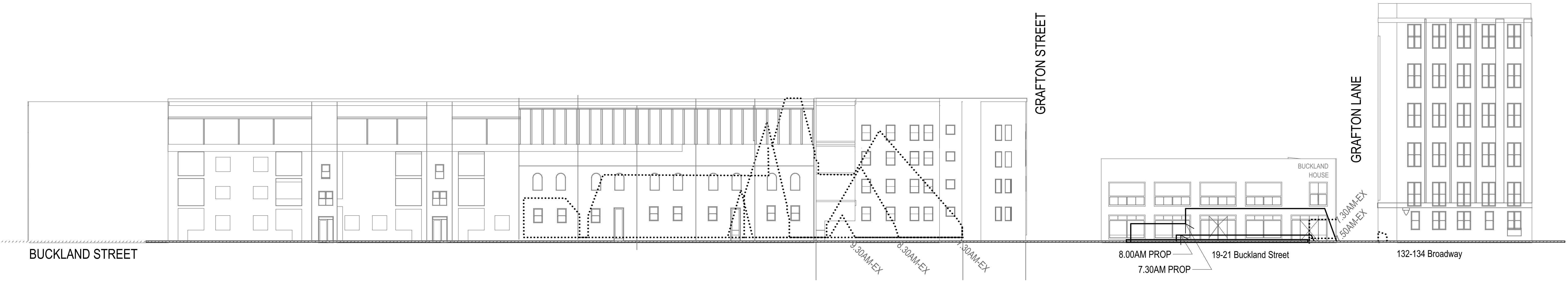




EXISTING & PROPOSED SHADOW DIAGRAM  
WINTER SOLSTICE - JUNE 21



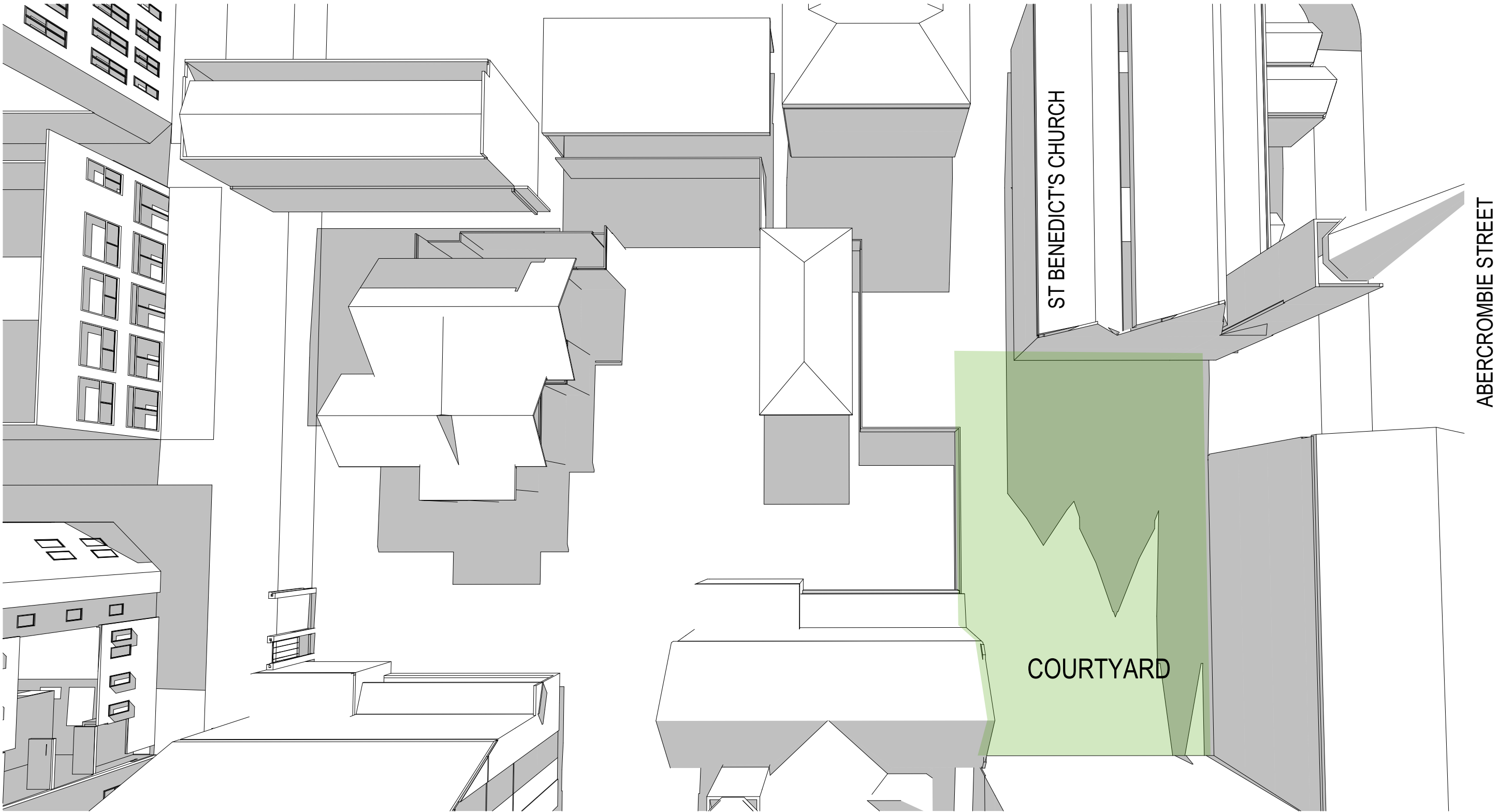
EXISTING & PROPOSED SHADOW DIAGRAM - WINTER SOLSTICE - JUNE 21



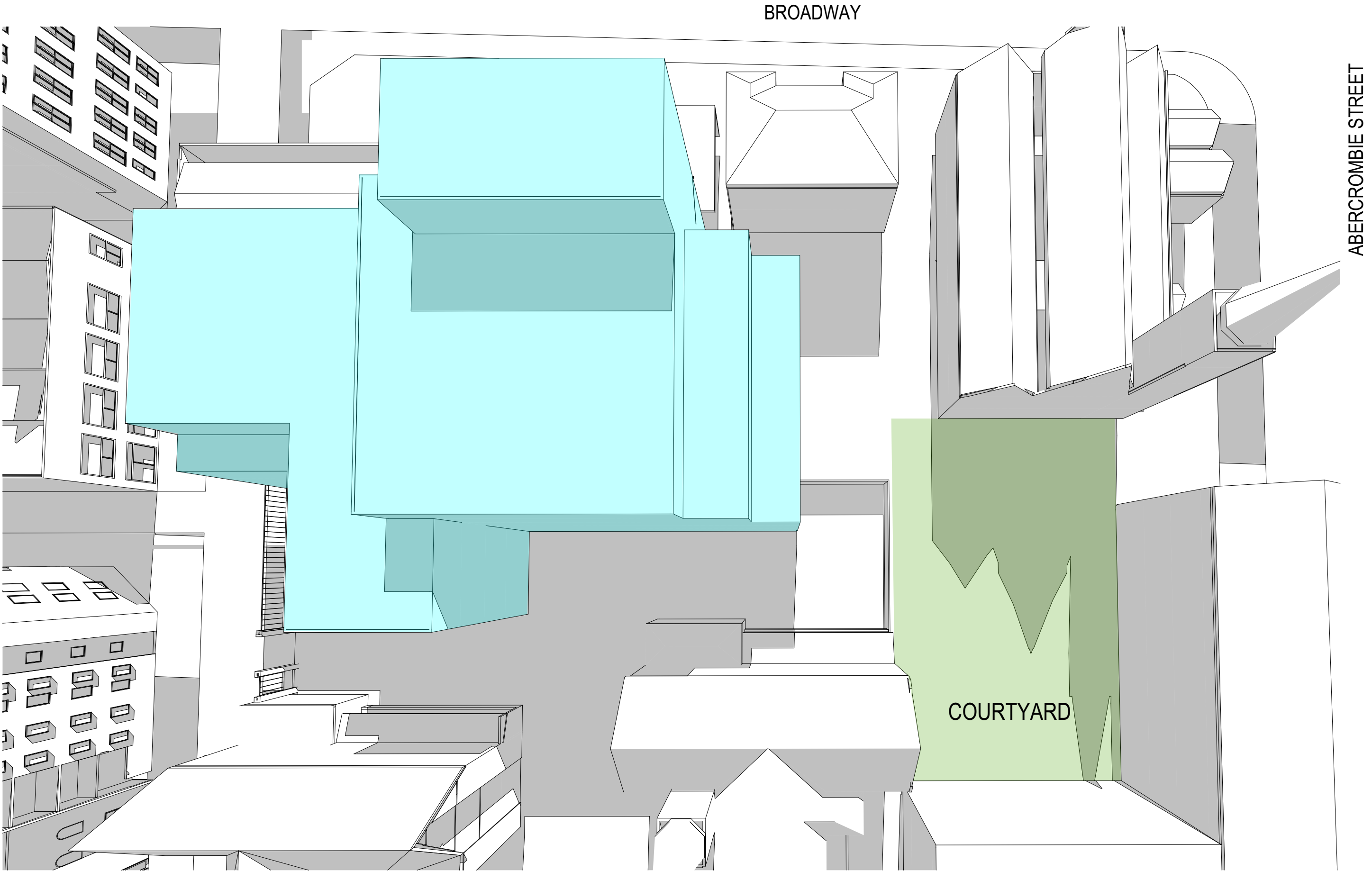
EXISTING & PROPOSED SHADOW DIAGRAM - SUMMER SOLSTICE - DECEMBER 21

DIMENSIONS AND LEVELS TO BE VERIFIED ON SITE BY THE BUILDER BEFORE THE COMMENCEMENT OF ANY WORK. ANY DISCREPANCIES MUST BE REPORTED TO THE ARCHITECT IMMEDIATELY. DO NOT SCALE DRAWINGS. FIGURED DIMENSIONS HAVE REFERENCE OVER DIMENSIONS SCALED FROM THE DRAWINGS. THESE DRAWINGS TO BE READ IN CONJUNCTION WITH THE SPECIFICATIONS AND OTHER ASSOCIATED DOCUMENTS. REFER TO ENGINEERING SERVICES DRAWINGS FOR CONFIRMATION OF LOCATIONS AND EIGHT OF FITTINGS, AIR DIFFUSERS, GRILLES, SPRINKLERS, SMOKE DETECTORS, AND ALL OTHER CEILING MOUNTED OR RECESSED SERVICE OUTLETS AND FITTINGS AND ADDITIONAL SET OUT OF CEILING SUPPORT MEMBERS. MAKE ALL PENETRATIONS, CUT OUTS AND TRIM TO SUIT ALL RELEVANT SERVICE OUTLETS AND FITTINGS. ANY DISCREPANCIES BETWEEN THE ARCHITECTURAL AND SERVICES DOCUMENTS ARE TO BE REPORTED TO THE ARCHITECT FOR CLARIFICATION. IN THE EVENT OF DISCREPANCIES, THE CONTRACTOR MUST ALLOW FOR THE HIGHER COST ALTERNATIVE IN THE SCOPE OF WORKS. NOM INDICATES A NOMINAL DIMENSION TO BE CHECKED ON SITE.	REV	DESCRIPTION	DRAWN	DATE	CLIENT	<div>H2o architects Pty Ltd</div> <div>29 Northumberland Street</div> <div>Collingwood</div> <div>Victoria 3066 Australia</div> <div>T 61 3 9417 0900</div> <div>F 61 3 9417 0911</div> <div>studio@h2oarchitects.com.au</div>	<div>H2o</div>	PROJECT	UNIVERSITY OF TECHNOLOGY SYDNEY BLACKFRIARS RESEARCH FACILITY		DRAWN BY	VJ	SCALE	1:200@A1	PLOT DATE	18.11.16
	01	REVISED ENVELOPE	VJ	14.11.16				DRAWING TITLE	ENVELOPE OVERSHADOWING DIAGRAMS		PROJECT NUMBER	1533	SCHEMATIC DESIGN			
	02	MINOR REVISIONS	VJ	18.11.16						DRAWING NUMBER	A1.12	REVISION	02			





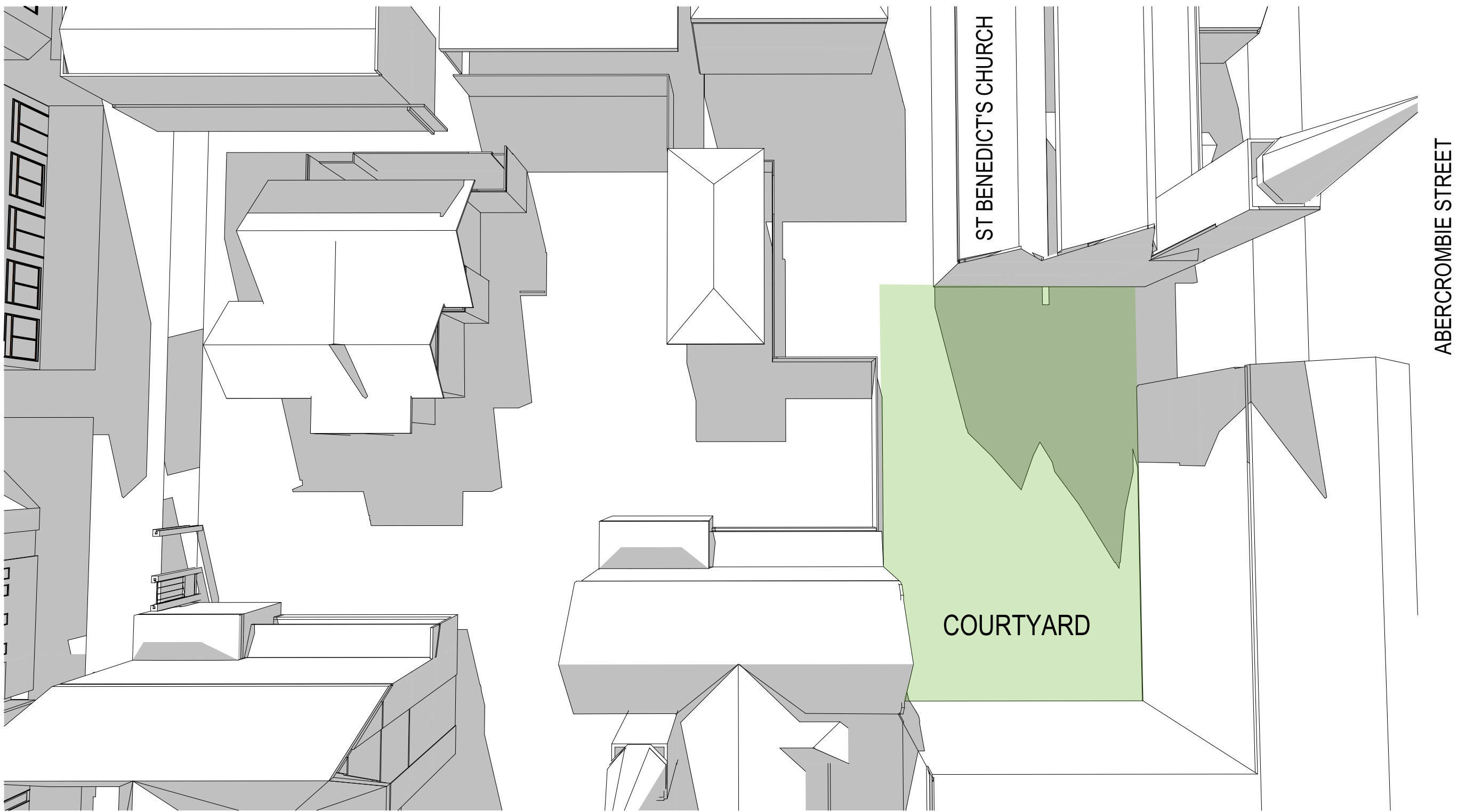
EXISTING AERIAL SHADOW DIAGRAM- COURTYARD AT WINTER SOLSTICE, 12.00 PM, JUNE 21.



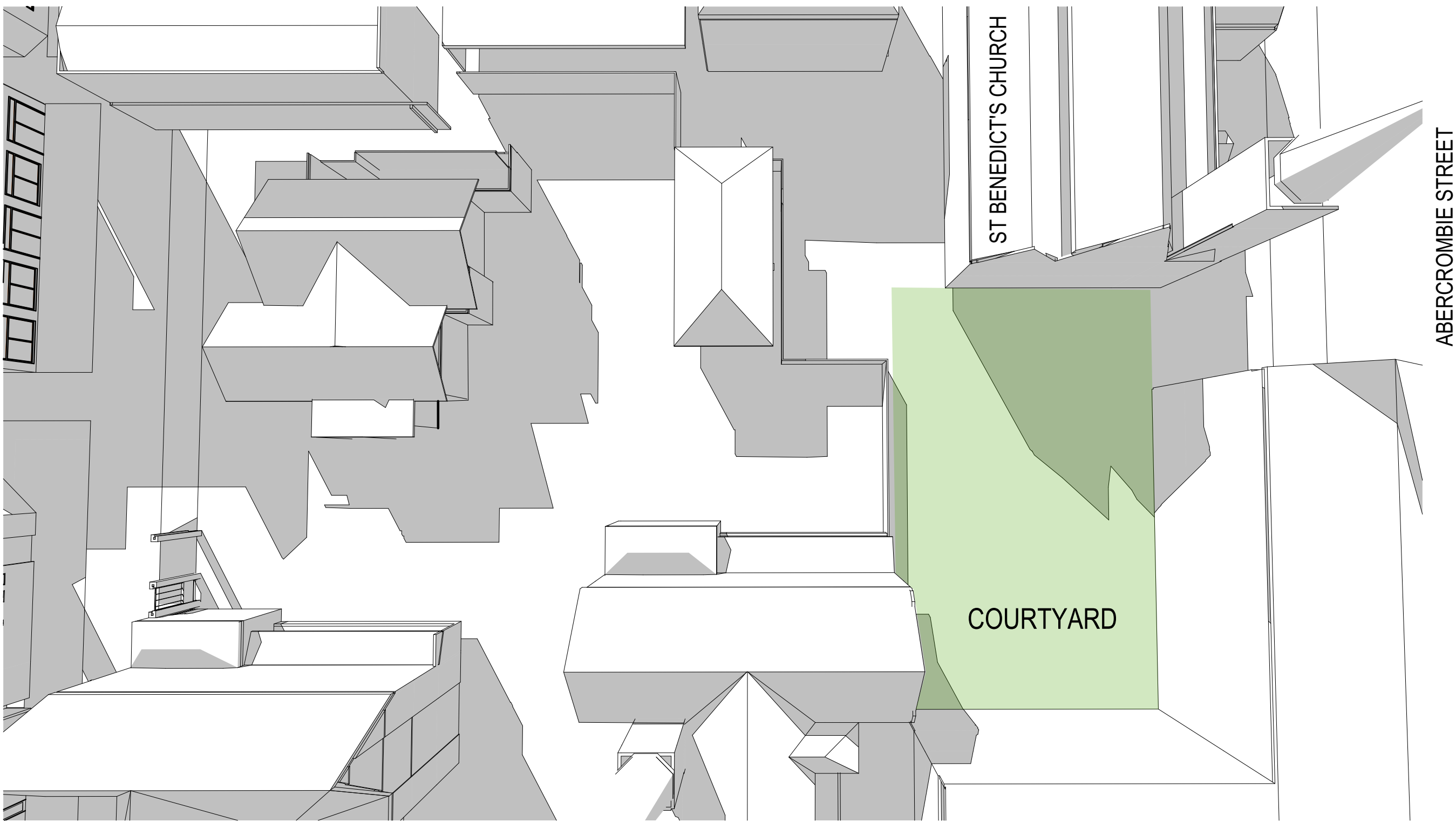
PROPOSED AERIAL SHADOW DIAGRAM- COURTYARD AT WINTER SOLSTICE, 12.00PM, JUNE 21.

DIMENSIONS AND LEVELS TO BE VERIFIED ON SITE BY THE BUILDER BEFORE THE COMMENCEMENT OF ANY WORK. ANY DISCREPANCIES MUST BE REPORTED TO THE ARCHITECT IMMEDIATELY. DO NOT SCALE DRAWINGS. FIGURED DIMENSIONS HAVE REFERENCE OVER DIMENSIONS SCALED FROM THE DRAWINGS. THESE DRAWINGS TO BE READ IN CONJUNCTION WITH THE SPECIFICATIONS AND OTHER ASSOCIATED DOCUMENTS. REFER TO ENGINEERING SERVICES DRAWINGS FOR CONFIRMATION OF LOCATIONS AND EIGHT OF FITTINGS, AIR DIFFUSERS, GRILLES, SPRINKLERS, SMOKE DETECTORS, AND ALL OTHER CEILING MOUNTED OR RECESSED SERVICE OUTLETS AND FITTINGS AND ADDITIONAL SET OUT OF CEILING SUPPORT MEMBERS. MAKE ALL PENETRATIONS, CUT OUTS AND TRIM TO SUIT ALL RELEVANT SERVICE OUTLETS AND FITTINGS. ANY DISCREPANCIES BETWEEN THE ARCHITECTURAL AND SERVICES DOCUMENTS ARE TO BE REPORTED TO THE ARCHITECT FOR CLARIFICATION. IN THE EVENT OF DISCREPANCIES, THE CONTRACTOR MUST ALLOW FOR THE HIGHER COST ALTERNATIVE IN THE SCOPE OF WORKS. NOM INDICATES A NOMINAL DIMENSION TO BE CHECKED ON SITE.	REV	DESCRIPTION	DRAWN	DATE	CLIENT	<div>H2o architects Pty Ltd 29 Northumberland Street Collingwood Victoria 3066 Australia T 61 3 9417 0900 F 61 3 9417 0911 studio@h2oarchitects.com.au</div>	<div>H2o</div>	PROJECT	UNIVERSITY OF TECHNOLOGY SYDNEY BLACKFRIARS RESEARCH FACILITY		DRAWN BY	SCALE	PLOT DATE
	01	REVISED ENVELOPE	VJ	14.11.16				DRAWING TITLE	ENVELOPE OVERSHADOWING DIAGRAMS		VJ	n.t.s	14.11.16
								PROJECT NUMBER 1533		SCHEMATIC DESIGN		DRAWING NUMBER A1.13	REVISION 01

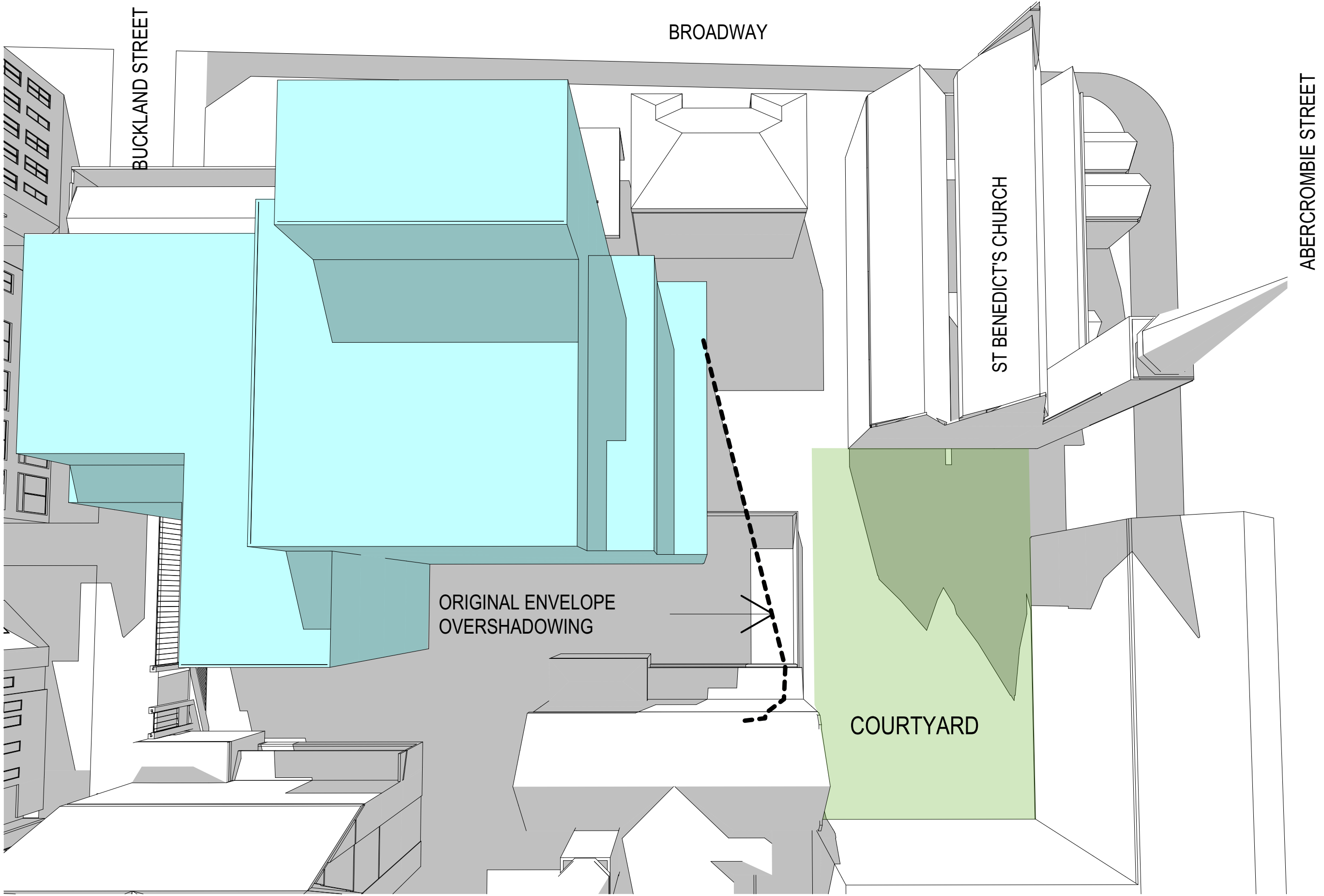




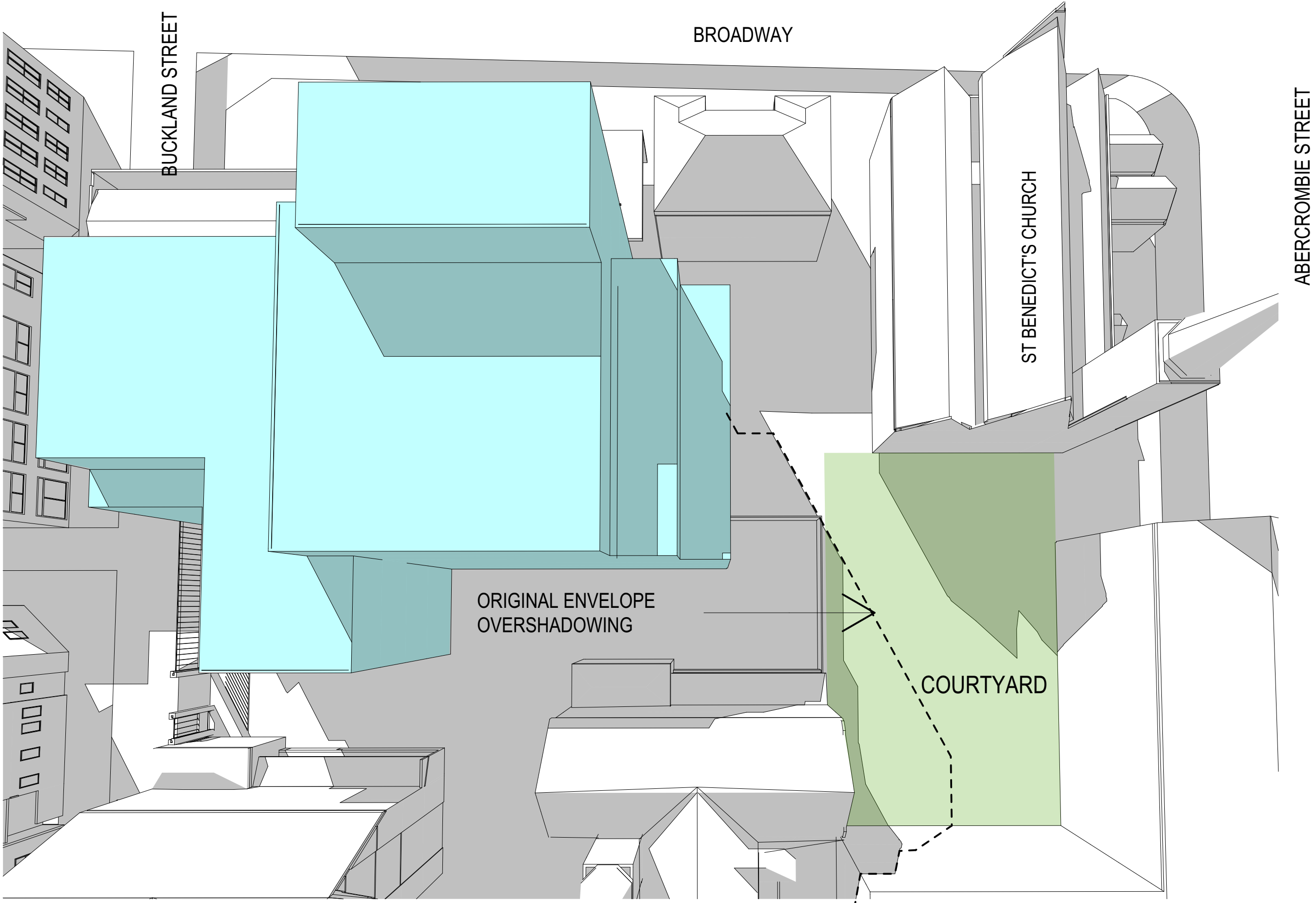
EXISTING AERIAL SHADOW DIAGRAM- COURTYARD AT WINTER SOLSTICE, 1.00 PM, JUNE 21.



EXISTING AERIAL SHADOW DIAGRAM- COURTYARD AT WINTER SOLSTICE, 2.00 PM, JUNE 21.



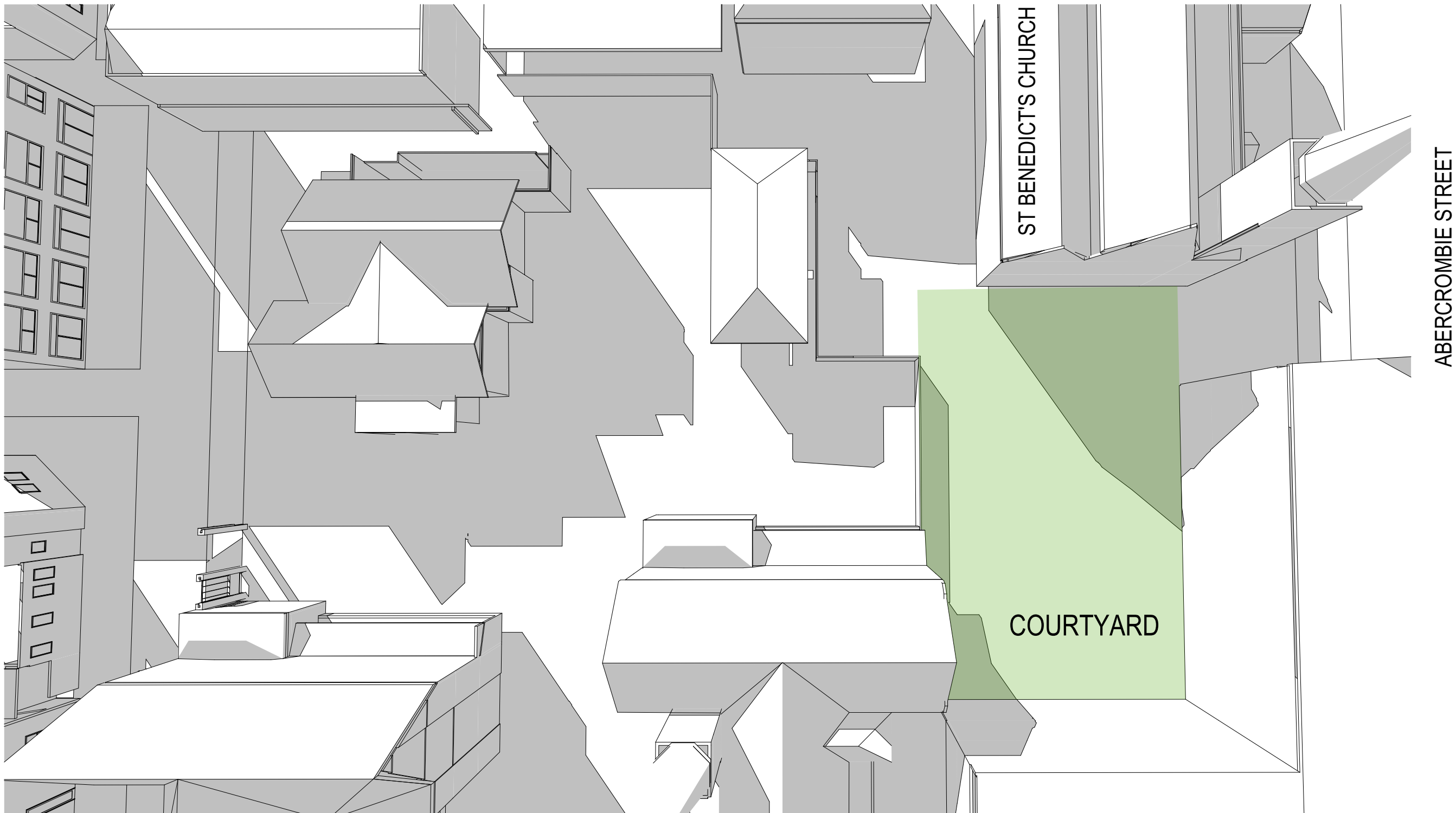
PROPOSED AERIAL SHADOW DIAGRAM- COURTYARD AT WINTER SOLSTICE, 1.00 PM, JUNE 21.



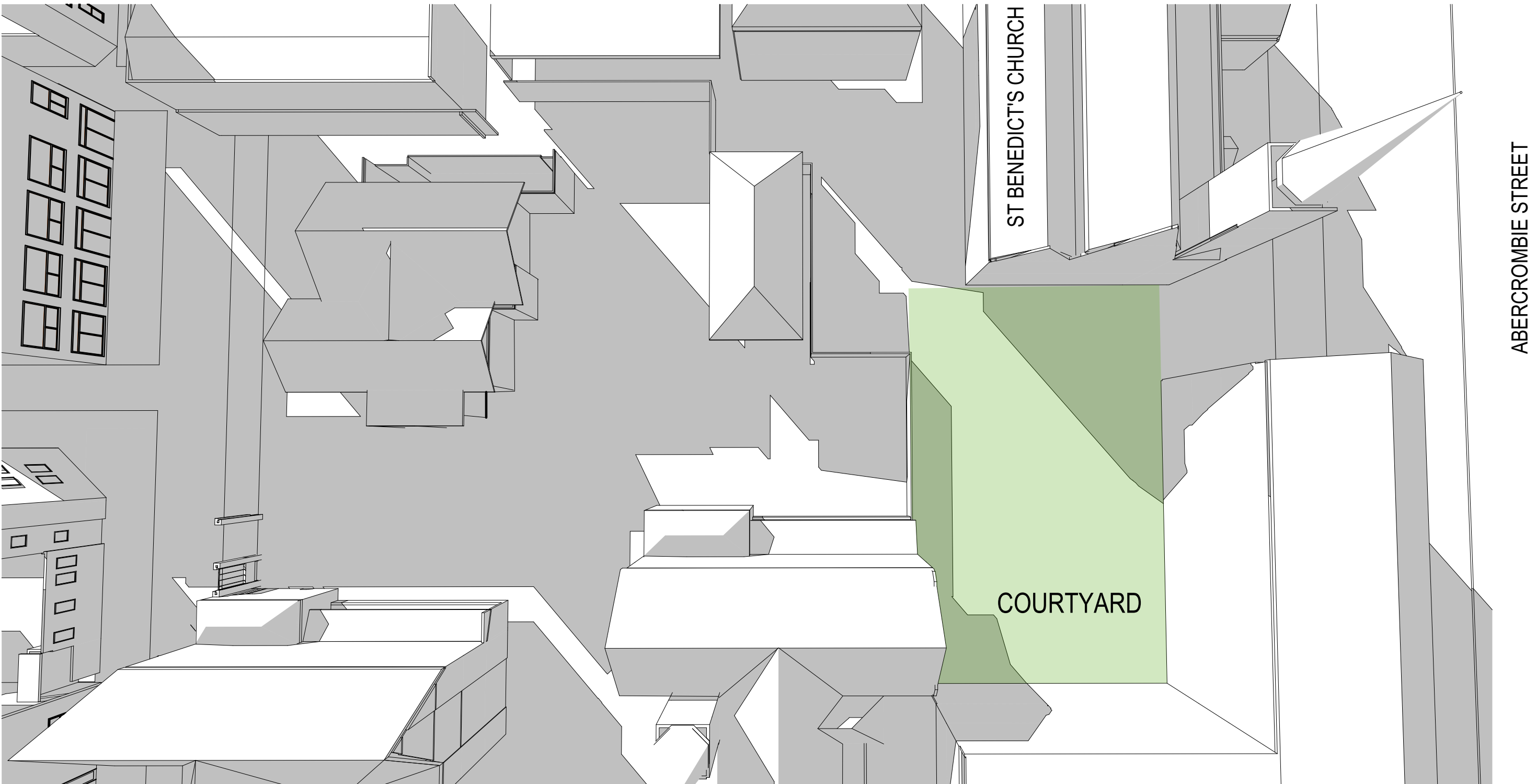
PROPOSED AERIAL SHADOW DIAGRAM- COURTYARD AT WINTER SOLSTICE, 2.00 PM, JUNE 21.

ALL DIMENSIONS AND LEVELS TO BE VERIFIED ON SITE BY THE BUILDER BEFORE THE COMMENCEMENT OF ANY WORK. ANY DISCREPANCIES MUST BE REPORTED TO THE ARCHITECT IMMEDIATELY. DO NOT SCALE DRAWINGS. FIGURED DIMENSIONS HAVE REFERENCE OVER DIMENSIONS SCALED FROM THE DRAWINGS. THESE DRAWINGS TO BE USED IN CONJUNCTION WITH THE SPECIFICATIONS AND OTHER ASSOCIATED DOCUMENTS. REFER TO ENGINEERING SERVICES DRAWINGS FOR CONFIRMATION OF LOCATIONS AND HEIGHTS OF FITTINGS, AIR DIFFUSERS, GRILLES, SPRINKLERS, SMOKE DETECTORS, AND ALL OTHER CEILING MOUNTED OR RECESSED SERVICE OUTLETS AND FITTINGS AND ADDITIONAL SET OUT OF CEILING SUPPORT MEMBERS. MAKE ALL PENETRATIONS, CUT OUTS AND TRIM TO SUIT ALL RELEVANT SERVICE OUTLETS AND FITTINGS. ANY DISCREPANCIES BETWEEN THE ARCHITECTURAL AND SERVICES DOCUMENTS ARE TO BE REPORTED TO THE ARCHITECT FOR CLARIFICATION. IN THE EVENT OF DISCREPANCIES, THE CONTRACTOR MUST ALLOW FOR THE HIGHER COST ALTERNATIVE IN THE SCOPE OF WORKS. NOM INDICATES A NOMINAL DIMENSION TO BE CHECKED ON SITE.				REVDESCRIPTIONDRAWNDATECUENT		PROJECTUNIVERSITY OF TECHNOLOGY SYDNEYBLACKFRIARS RESEARCH FACILITY		DRAWN BYVJPROJECT NUMBER1533		SCALEn.t.sPLOT DATE14.11.16	
01REVISED ENVELOPEVJ14.11.16						DRAWING TITLEENVELOPE OVERSHADOWING DIAGRAMS TO COURTYARD		DRAWING NUMBERA1.14		REVISION01	

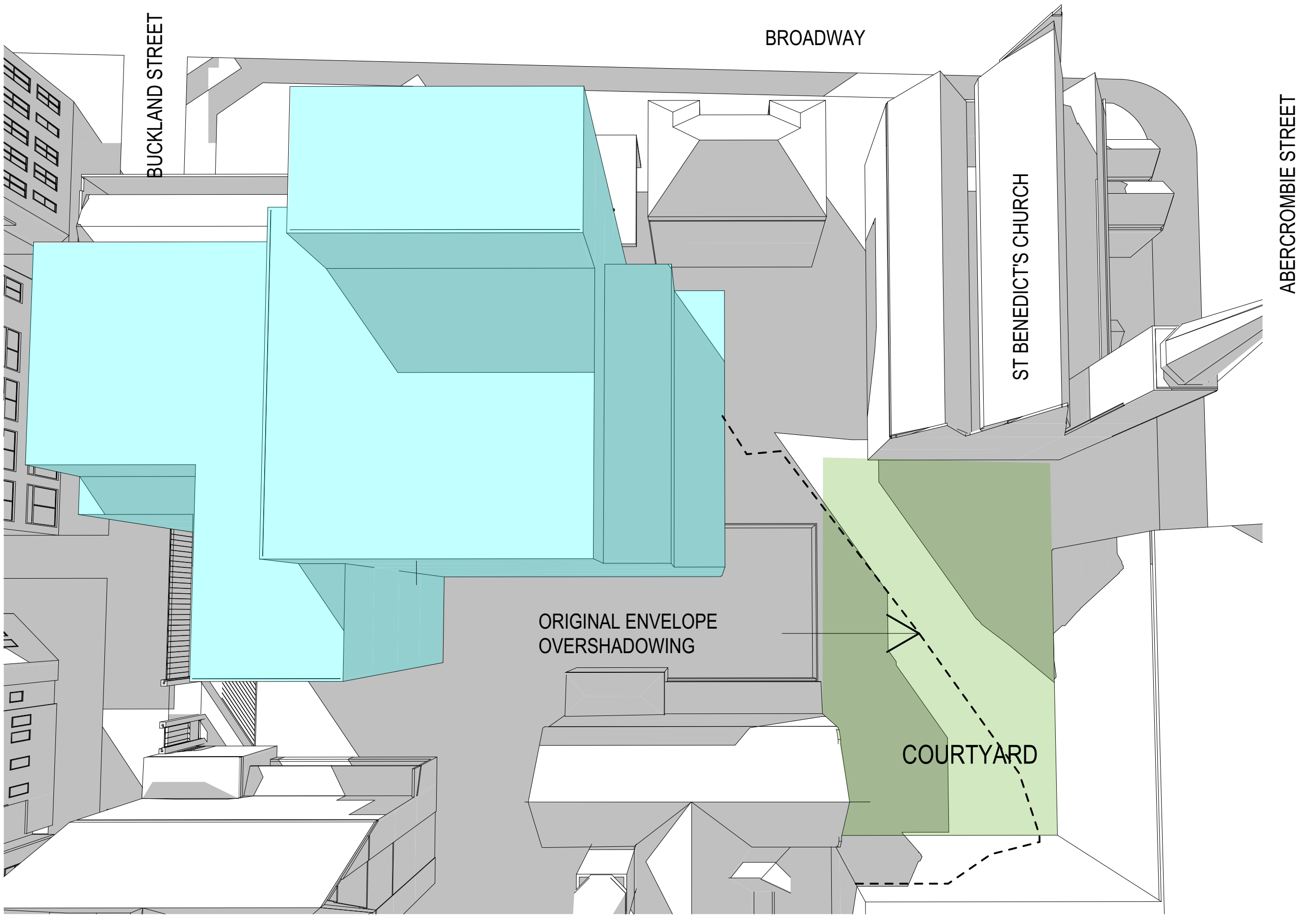




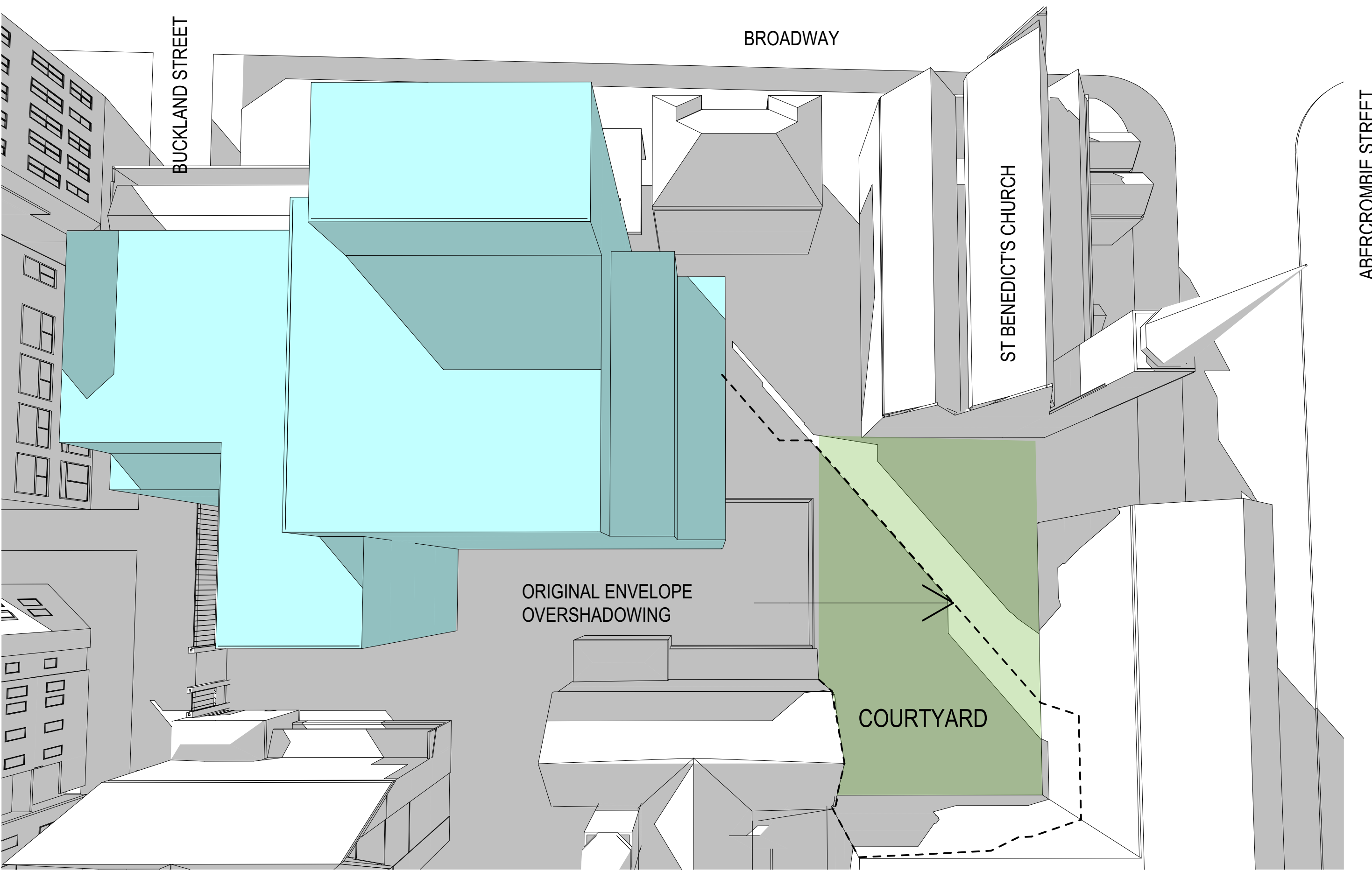
EXISTING AERIAL SHADOW DIAGRAM- COURTYARD AT WINTER SOLSTICE, **2.30 PM**, JUNE 21.



EXISTING AERIAL SHADOW DIAGRAM- COURTYARD AT WINTER SOLSTICE, **3.00 PM**, JUNE 21.



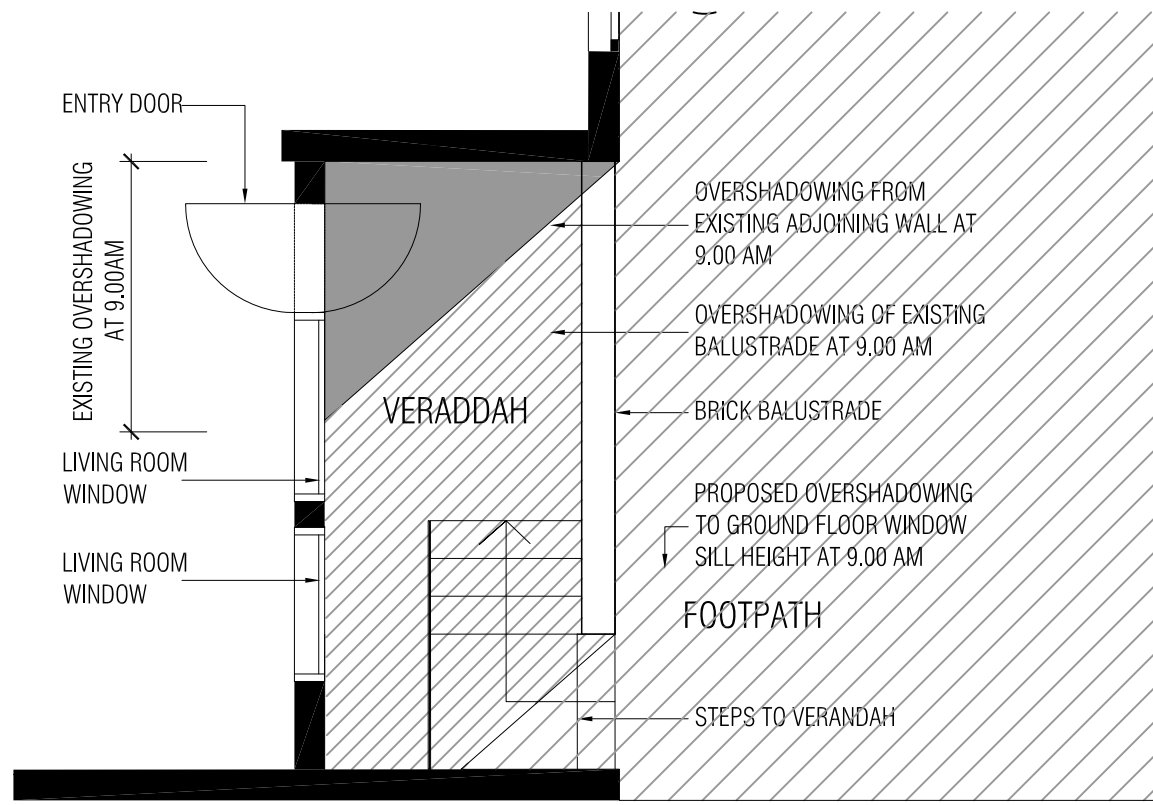
PROPOSED AERIAL SHADOW DIAGRAM- COURTYARD AT WINTER SOLSTICE, **2.30 PM**, JUNE 21.



PROPOSED AERIAL SHADOW DIAGRAM- COURTYARD AT WINTER SOLSTICE, **3.00 PM**, JUNE 21.

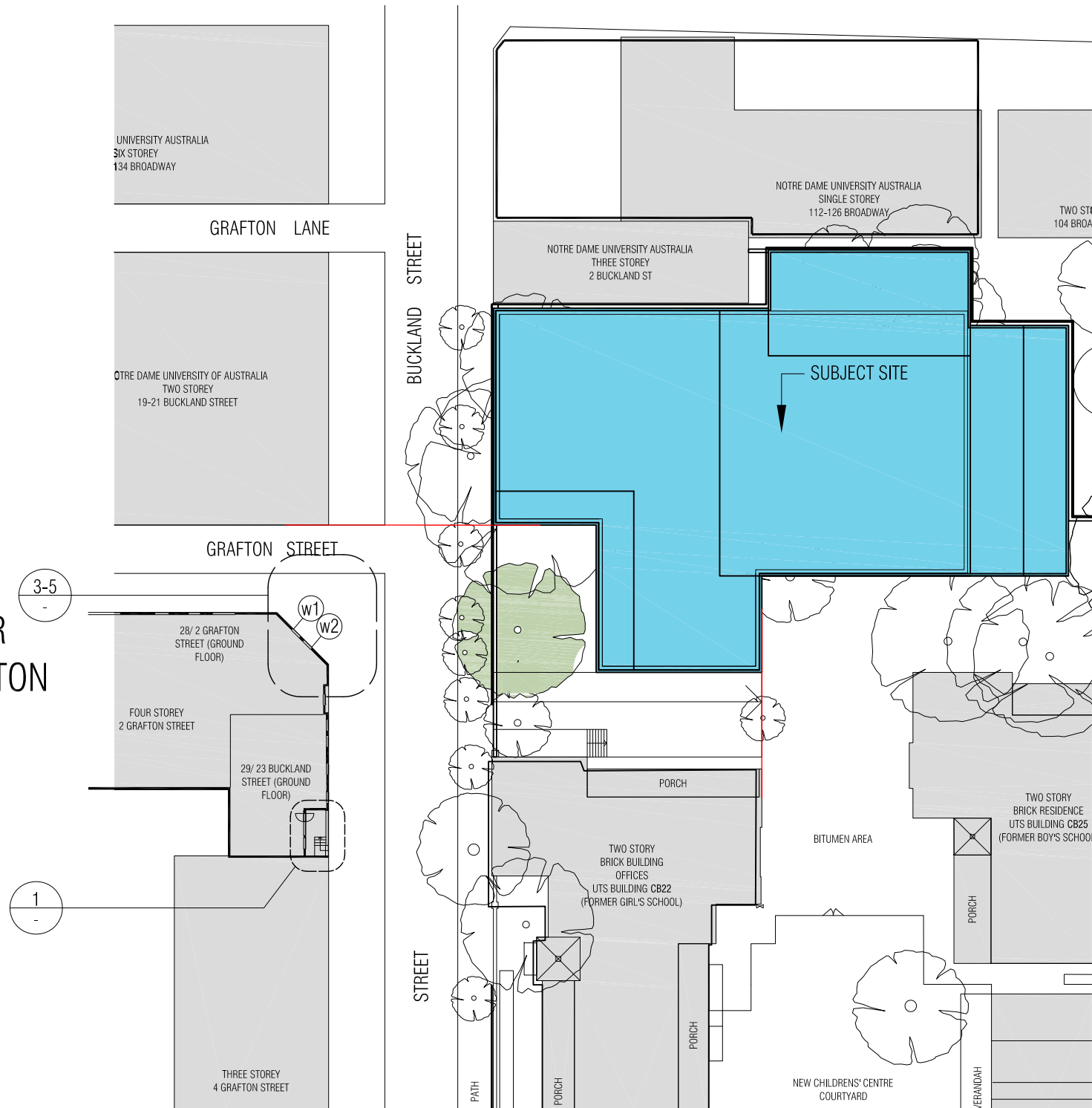
ALL DIMENSIONS AND LEVELS TO BE VERIFIED ON SITE BY THE BUILDER BEFORE THE COMMENCEMENT OF ANY WORK. ANY DISCREPANCIES MUST BE REPORTED TO THE ARCHITECT IMMEDIATELY. DO NOT SCALE DRAWINGS. FIGURED DIMENSIONS HAVE REFERENCE OVER DIMENSIONS SCALED FROM THE DRAWINGS. THESE DRAWINGS TO BE READ IN CONJUNCTION WITH THE SPECIFICATIONS AND OTHER ASSOCIATED DOCUMENTS. REFER TO ENGINEERING SERVICES DRAWINGS FOR CONFIRMATION OF LOCATIONS AND EIGHT OF FITTINGS, AIR DIFFUSERS, GRILLES, SPRINKLERS, SMOKE DETECTORS, AND ALL OTHER CEILING MOUNTED OR RECESSED SERVICE OUTLETS AND FITTINGS AND ADDITIONAL SET OUT OF CEILING SUPPORT MEMBERS. MAKE ALL PENETRATIONS, CUT OUTS AND TRIM TO SUIT ALL RELEVANT SERVICE OUTLETS AND FITTINGS. ANY DISCREPANCIES BETWEEN THE ARCHITECTURAL AND SERVICES DOCUMENTS ARE TO BE REPORTED TO THE ARCHITECT FOR CLARIFICATION. IN THE EVENT OF DISCREPANCIES, THE CONTRACTOR MUST ALLOW FOR THE HIGHER COST ALTERNATIVE IN THE SCOPE OF WORKS. NOM INDICATES A NOMINAL DIMENSION TO BE CHECKED ON SITE.				REV 01	DESCRIPTION REVISED ENVELOPE	DRAWN VJ	DATE 08.11.16	CLIENT						
								<div><div>H2o</div><div><b>H2o architects Pty Ltd</b> 29 Northumberland Street Collingwood Victoria 3066 Australia T 61 3 9417 0900 F 61 3 9417 0911 studio@h2oarchitects.com.au</div></div>		PROJECT <b>UNIVERSITY OF TECHNOLOGY SYDNEY BLACKFRIARS RESEARCH FACILITY</b>		DRAWN BY	SCALE N.T.S.	PLOT DATE 08.11.16
								DRAWING TITLE <b>ENVELOPE OVERSHADOWING TO COURTYARD</b>		PROJECT NUMBER 1533	<b>SCHEMATIC DESIGN</b>			
								DRAWING NUMBER <b>A1.15</b>		REVISION 01				



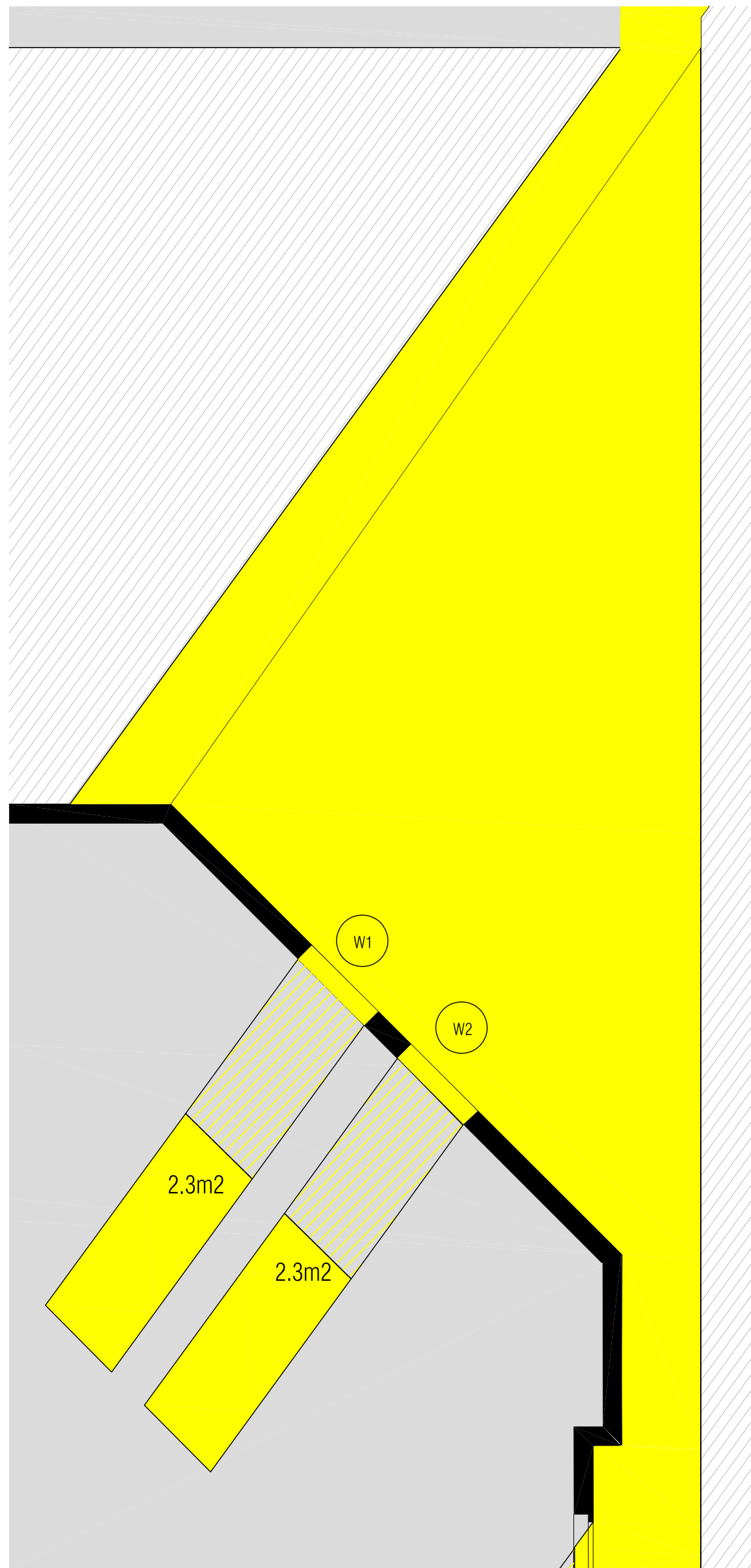


01 29/23 BUCKLAND STREET- 09.00AM  
GROUND FLOOR DWELLING- FLOOR PLAN  
1:50@A1

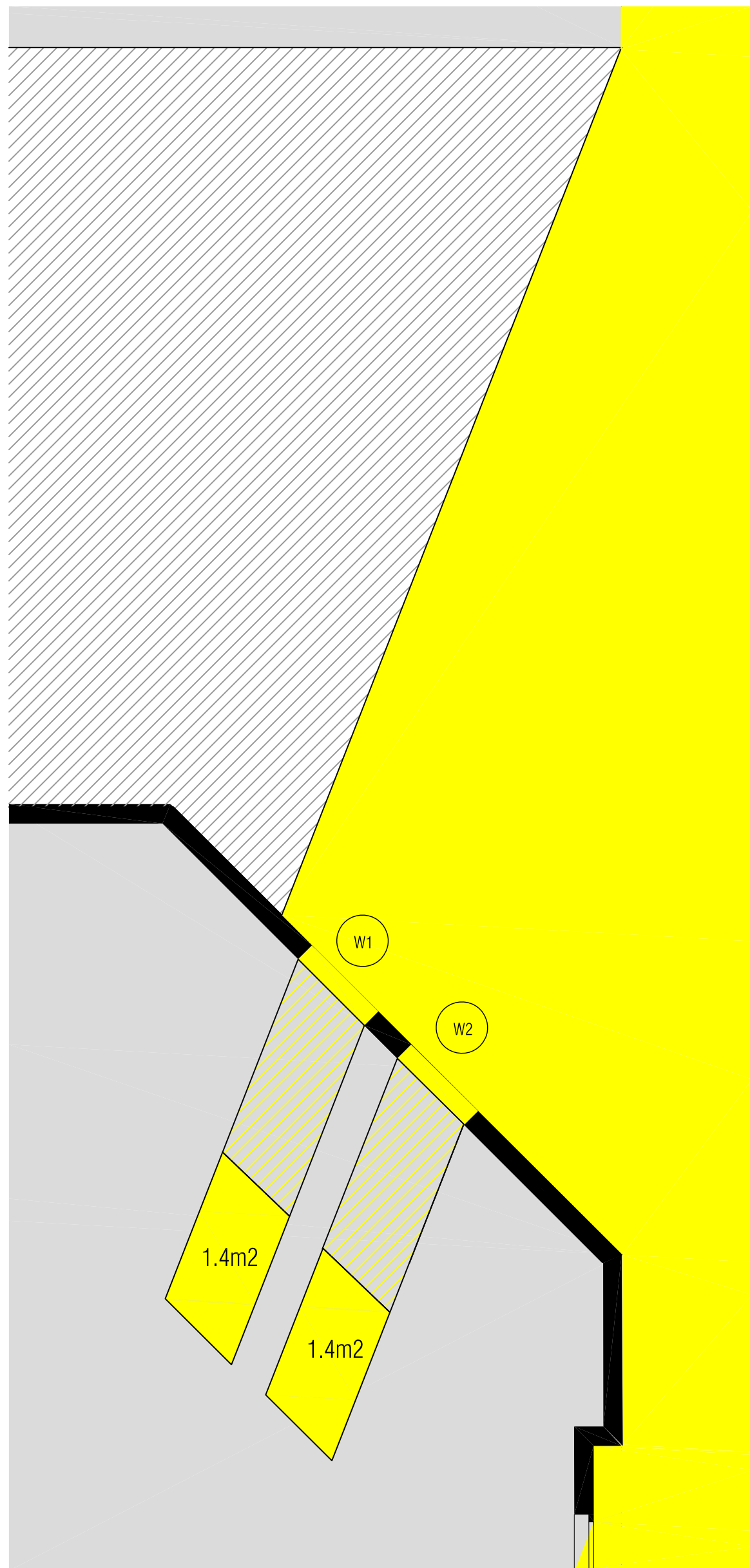
W DENOTES WINDOWS TO  
HABITABLE ROOMS TO  
GROUND & FIRST FLOOR  
APARTMENT AT 2 GRAFTON  
STREET



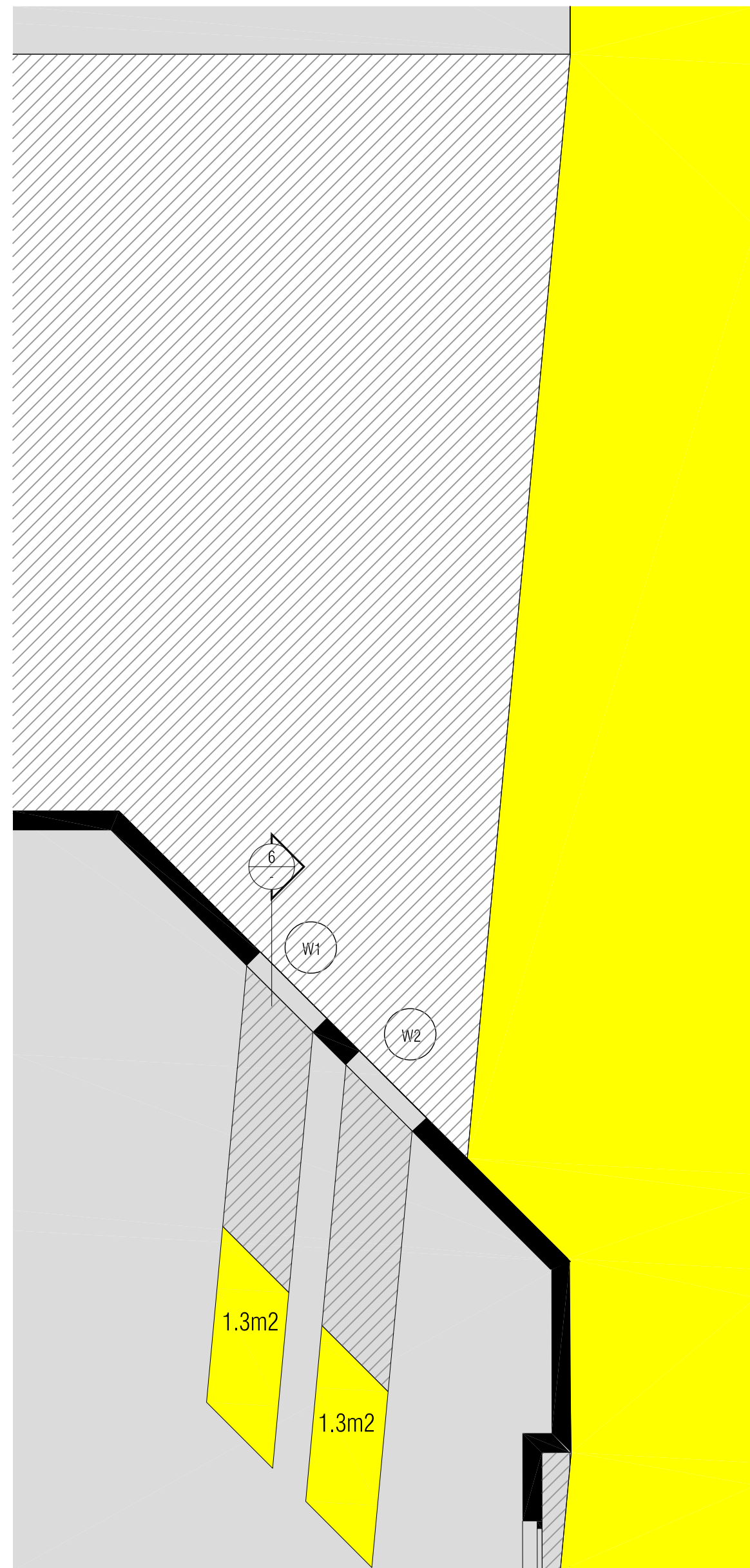
2 LOCALITY PLAN  
1:500@A1



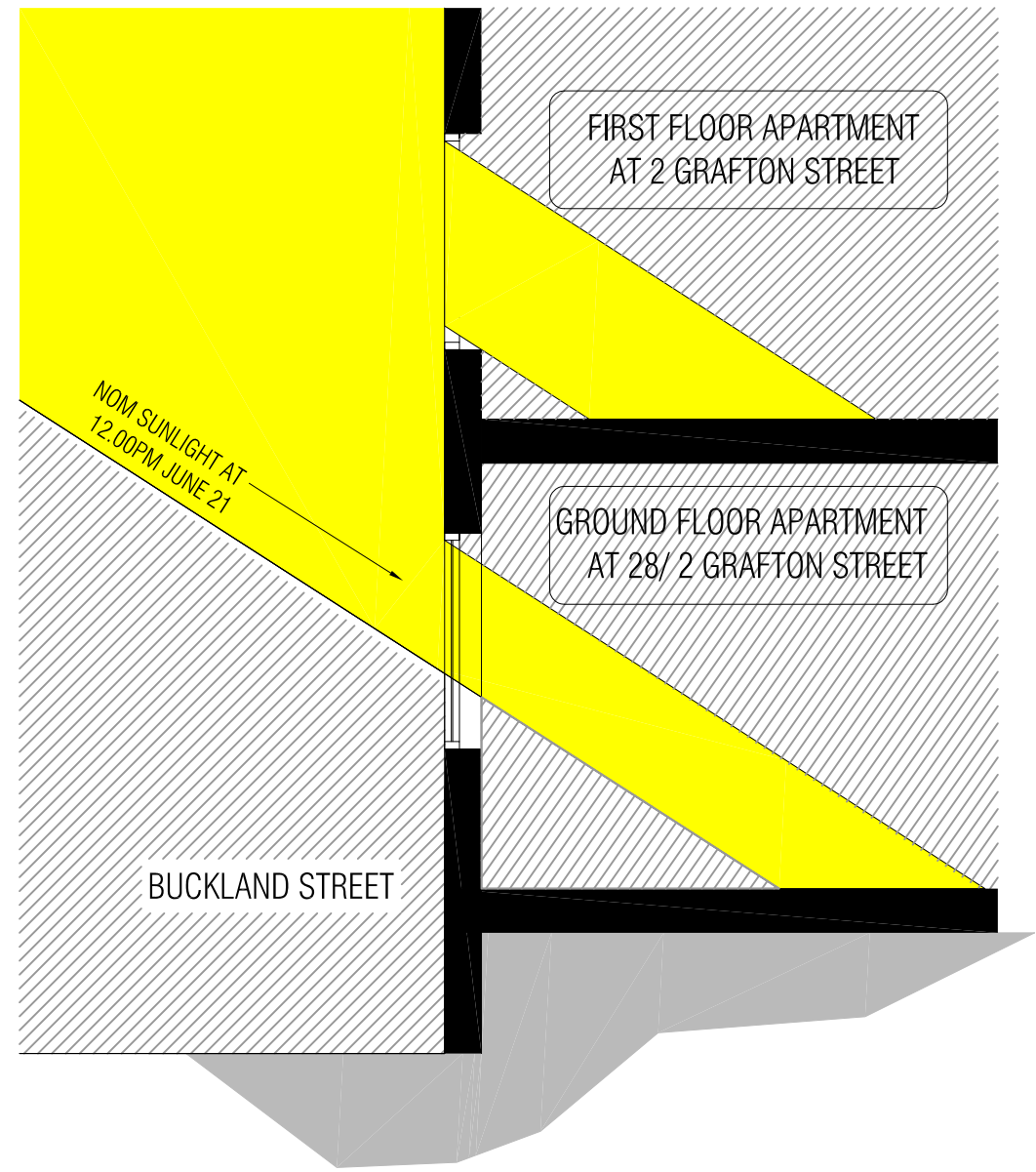
3 PLAN SHADOW DIAGRAM- 10.00AM  
2 GRAFTON STREET, GROUND FLOOR DWELLING  
1:50@A1



4 PLAN SHADOW DIAGRAM- 11AM  
2 GRAFTON STREET, GROUND FLOOR DWELLING  
1:50@A1



5 PLAN SHADOW DIAGRAM- 12PM  
2 GRAFTON STREET, GROUND FLOOR DWELLING  
1:50@A1



6 TYPICAL SECTION DETAIL- 12PM  
2 GRAFTON STREET, GROUND FLOOR DWELLING  
1:50@A1

ALL DIMENSIONS AND LEVELS TO BE VERIFIED ON SITE BY THE BUILDER BEFORE THE COMMENCEMENT OF ANY WORK. ANY DISCREPANCIES MUST BE REPORTED TO THE ARCHITECT IMMEDIATELY. DO NOT SCALE DRAWINGS. FIGURED DIMENSIONS HAVE PREFERENCE OVER DIMENSIONS SCALED FROM THE DRAWINGS. THESE DRAWINGS TO BE READ IN CONJUNCTION WITH THE SPECIFICATIONS AND OTHER ASSOCIATED DOCUMENTS. REFER TO ENGINEERING SERVICES DRAWINGS FOR CONFIRMATION OF LOCATIONS AND HEIGHT OF FITTINGS, AIR DIFFUSERS, GRILLES, SPRINKLERS, SMOKE DETECTORS, AND ALL OTHER CEILING MOUNTED OR RECESSED SERVICE OUTLETS AND FITTINGS AND ADDITIONAL SET OUT OF CEILING SUPPORT MEMBERS. MAKE ALL PENETRATIONS, CUT OUTS AND TRIM TO SUIT ALL RELEVANT SERVICE OUTLETS AND FITTINGS. ANY DISCREPANCIES BETWEEN THE ARCHITECTURAL AND SERVICES DOCUMENTS ARE TO BE REPORTED TO THE ARCHITECT FOR CLARIFICATION. IN THE EVENT OF DISCREPANCIES, THE CONTRACTOR MUST ALLOW FOR THE HIGHER COST ALTERNATIVE IN THE SCOPE OF WORKS. NOW INDICATES A NOMINAL DIMENSION TO BE CHECKED ON SITE.

REV	DESCRIPTION	DRAWN	DATE	CLIENT
01	PRELIMINARY	VJ	14.11.16	

CLIENT

CLIENT

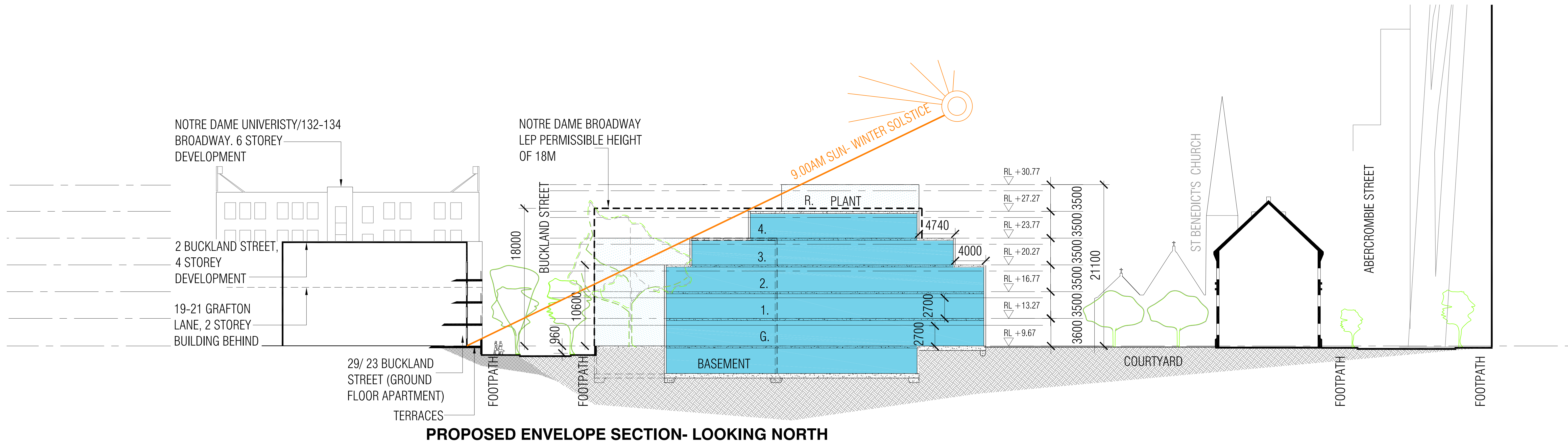
<b>H2o architects Pty Ltd</b> 29 Northumberland Street Collingwood Victoria 3066 Australia T 61 3 9417 0900 F 61 3 9417 0911 studio@h2oarchitects.com.au
--

<b>PROJECT</b> <b>UNIVERSITY OF TECHNOLOGY</b> <b>SYDNEY</b> <b>BLACKFRIARS RESEARCH FACILITY</b>
<b>DRAWING TITLE</b> <b>ENVELOPE</b> <b>SHADOW DIAGRAMS-BUCKLAND ST</b> <b>GROUND FLOOR DWELLINGS</b>

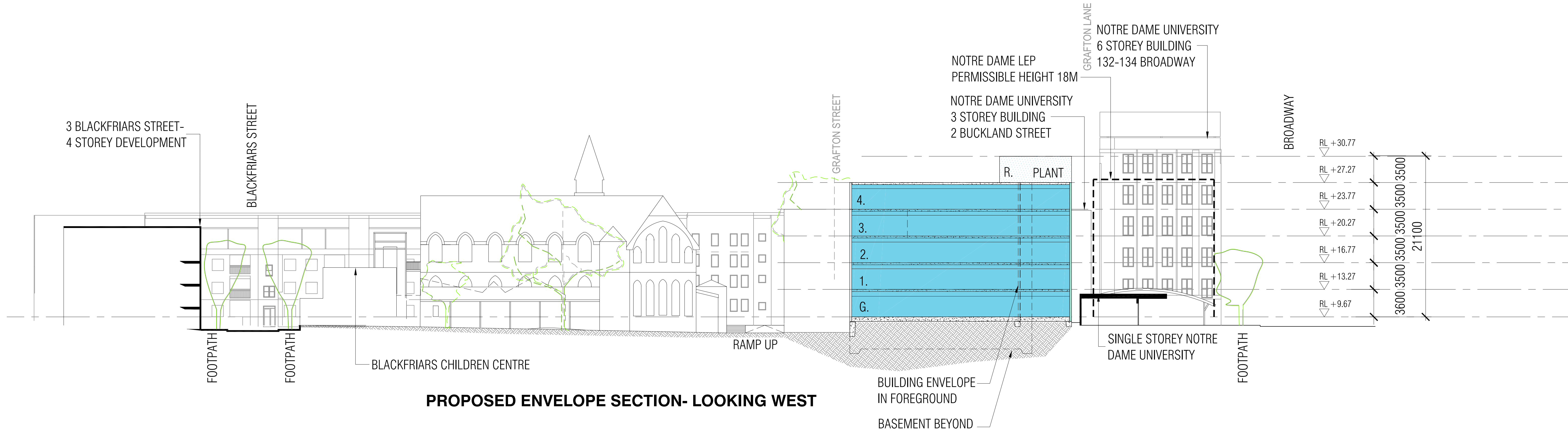
<b>DRAWN BY</b> VJ	<b>SCALE</b> 1:50 @A1	<b>PLOT DATE</b> 14.11.16
<b>PROJECT NUMBER</b> 1533	<b>DRAWING NUMBER</b> A1.16	<b>REVISION</b> 01

<b>REVISION</b> 01
-----------------------





PROPOSED ENVELOPE SECTION- LOOKING NORTH



PROPOSED ENVELOPE SECTION- LOOKING WEST

ALL DIMENSIONS AND LEVELS TO BE VERIFIED ON SITE BY THE BUILDER BEFORE THE COMMENCEMENT OF ANY WORK. ANY DISCREPANCIES MUST BE REPORTED TO THE ARCHITECT IMMEDIATELY. DO NOT SCALE DRAWINGS. FIGURED DIMENSIONS HAVE PREFERENCE OVER DIMENSIONS SCALED FROM THE DRAWINGS. THESE DRAWINGS TO BE READ IN CONJUNCTION WITH THE SPECIFICATIONS AND OTHER ASSOCIATED DOCUMENTS. REFER TO ENGINEERING SERVICES DRAWINGS FOR CONFIRMATION OF LOCATIONS AND HEIGHT OF FITTINGS, AIR DIFFUSERS, GRILLES, SPRINKLERS, SMOKE DETECTORS, AND ALL OTHER CEILING MOUNTED OR RECESSED SERVICE OUTLETS AND FITTINGS AND ADDITIONAL SET OUT OF CEILING SUPPORT MEMBERS. MAKE ALL PENETRATIONS, CUT OUTS AND TRIM TO SUIT ALL RELEVANT SERVICE OUTLETS AND FITTINGS. ANY DISCREPANCIES BETWEEN THE ARCHITECTURAL AND SERVICES DOCUMENTS ARE TO BE REPORTED TO THE ARCHITECT FOR CLARIFICATION. IN THE EVENT OF DISCREPANCIES, THE CONTRACTOR MUST ALLOW FOR THE HIGHER COST ALTERNATIVE IN THE SCOPE OF WORKS. NOW INDICATES A NOMINAL DIMENSION TO BE CHECKED ON SITE.	REV	DESCRIPTION	DRAWN	DATE	CLIENT
	01	PRELIMINARY	VJ	21.06.16	
	01	CLINET REVIEW	VJ	15.07.16	
	02	MINOR REVISIONS	VJ	16.08.16	
H2o architects Pty Ltd 29 Northumberland Street Collingwood Victoria 3066 Australia T 61 3 9417 0900 F 61 3 9417 0911 studio@h2oarchitects.com.au	03	ENVELOPE REVISIONS	VJ	14.11.16	
	04	MINOR AMENDMENTS	VJ	17.11.16	
PROJECT UNIVERSITY OF TECHNOLOGY SYDNEY BLACKFRIARS RESEARCH FACILITY	DRAWING TITLE	ENVELOPE SITE SECTIONS			
	DRAWN BY VJ	PROJECT NUMBER 1533			
	SCALE 1:250 @A1	PLOT DATE 17.11.16			
		SCHEMATIC DESIGN			
H2o	DRAWING NUMBER	REVISION			
	A6.00	03			



EXISTING



VIEW FROM CORNER OF BROADWAY AND BUCKLAND STREET



VIEW FROM CORNER OF BROADWAY AND BUCKLAND STREET

PROPOSED



VIEW FROM CORNER OF BROADWAY AND BUCKLAND STREET



VIEW FROM CORNER OF BROADWAY AND BUCKLAND STREET

ALL DIMENSIONS AND LEVELS TO BE VERIFIED ON SITE BY THE BUILDER BEFORE THE COMMENCEMENT OF ANY WORK. ANY DISCREPANCIES MUST BE REPORTED TO THE ARCHITECT IMMEDIATELY. DO NOT SCALE DRAWINGS. FIGURED DIMENSIONS HAVE REFERENCE OVER DIMENSIONS SCALED FROM THE DRAWINGS. THESE DRAWINGS TO BE READ IN CONJUNCTION WITH THE SPECIFICATIONS AND OTHER ASSOCIATED DOCUMENTS. REFER TO ENGINEERING SERVICES DRAWINGS FOR CONFIRMATION OF LOCATIONS AND HEIGHTS OF FITTINGS, AIR DIFFUSERS, GRILLES, SPRINKLERS, SMOKE DETECTORS, AND ALL OTHER CEILING MOUNTED OR RECESSED SERVICE OUTLETS AND FITTINGS AND ADDITIONAL SET OUT OF CEILING SUPPORT MEMBERS. MAKE ALL PENETRATIONS, CUT OUTS AND TRIM TO SUIT ALL RELEVANT SERVICE OUTLETS AND FITTINGS. ANY DISCREPANCIES BETWEEN THE ARCHITECTURAL AND SERVICES DOCUMENTS ARE TO BE REPORTED TO THE ARCHITECT FOR CLARIFICATION. IN THE EVENT OF DISCREPANCIES, THE CONTRACTOR MUST ALLOW FOR THE HIGHER COST ALTERNATIVE IN THE SCOPE OF WORKS. NOM INDICATES A NOMINAL DIMENSION TO BE CHECKED ON SITE.

REV	DESCRIPTION	DRAWN	DATE	CLIENT

**H2o architects Pty Ltd**  
29 Northumberland Street  
Collingwood  
Victoria 3066 Australia  
T 61 3 9417 0900  
F 61 3 9417 0911  
studio@h2oarchitects.com.au



PROJECT  
**UNIVERSITY OF TECHNOLOGY  
SYDNEY  
BLACKFRIARS RESEARCH FACILITY**

DRAWING TITLE  
**ENVELOPE VIEW STUDIES**

DRAWN BY  
**TDM**

PROJECT NUMBER  
**1533**

SCALE

**SCHEMATIC DESIGN**

DRAWING NUMBER  
**A6.10**

REVISION



EXISTING



VIEW FROM CORNER OF BROADWAY AND BUCKLAND STREET

PROPOSED



VIEW FROM CORNER OF BROADWAY AND BUCKLAND STREET



VIEW FROM GRAFTON STREET LOOKING EAST



VIEW FROM GRAFTON STREET LOOKING EAST

ALL DIMENSIONS AND LEVELS TO BE VERIFIED ON SITE BY THE BUILDER BEFORE THE COMMENCEMENT OF ANY WORK. ANY DISCREPANCIES MUST BE REPORTED TO THE ARCHITECT IMMEDIATELY. DO NOT SCALE DRAWINGS. FIGURED DIMENSIONS HAVE REFERENCE OVER DIMENSIONS SCALED FROM THE DRAWINGS. THESE DRAWINGS TO BE READ IN CONJUNCTION WITH THE SPECIFICATIONS AND OTHER ASSOCIATED DOCUMENTS. REFER TO ENGINEERING SERVICES DRAWINGS FOR CONFIRMATION OF LOCATIONS AND HEIGHTS OF FITTINGS, AIR DIFFUSERS, GRILLES, SPRINKLERS, SMOKE DETECTORS, AND ALL OTHER CEILING MOUNTED OR RECESSED SERVICE OUTLETS AND FITTINGS AND ADDITIONAL SET OUT OF CEILING SUPPORT MEMBERS. MAKE ALL PENETRATIONS, CUT OUTS AND TRIM TO SUIT ALL RELEVANT SERVICE OUTLETS AND FITTINGS. ANY DISCREPANCIES BETWEEN THE ARCHITECTURAL AND SERVICES DOCUMENTS ARE TO BE REPORTED TO THE ARCHITECT FOR CLARIFICATION. IN THE EVENT OF DISCREPANCIES, THE CONTRACTOR MUST ALLOW FOR THE HIGHER COST ALTERNATIVE IN THE SCOPE OF WORKS. NOM INDICATES A NOMINAL DIMENSION TO BE CHECKED ON SITE.

REV	DESCRIPTION	DRAWN	DATE	CLIENT

**H2o architects Pty Ltd**  
29 Northumberland Street  
Collingwood  
Victoria 3066 Australia  
T 61 3 9417 0900  
F 61 3 9417 0911  
studio@h2oarchitects.com.au



PROJECT <b>UNIVERSITY OF TECHNOLOGY SYDNEY BLACKFRIARS RESEARCH FACILITY</b>
DRAWING TITLE <b>ENVELOPE VIEW STUDIES</b>

DRAWN BY <b>TDM</b>
PROJECT NUMBER <b>1533</b>

SCALE	PLOT DATE
<b>SCHEMATIC DESIGN</b>	
DRAWING NUMBER <b>A6.11</b>	REVISION



EXISTING



VIEW OF COURTYARD LOOKING WEST

PROPOSED



VIEW OF COURTYARD LOOKING WEST



VIEW FROM BROADWAY STREET LOOKING SOUTH



VIEW FROM BROADWAY STREET LOOKING SOUTH

<div>ALL DIMENSIONS AND LEVELS TO BE VERIFIED ON SITE BY THE BUILDER BEFORE THE COMMENCEMENT OF ANY WORK. ANY DISCREPANCIES MUST BE REPORTED TO THE ARCHITECT IMMEDIATELY. DO NOT SCALE DRAWINGS. FIGURED DIMENSIONS HAVE REFERENCE OVER DIMENSIONS SCALED FROM THE DRAWINGS. THESE DRAWINGS TO BE READ IN CONJUNCTION WITH THE SPECIFICATIONS AND OTHER ASSOCIATED DOCUMENTS. REFER TO ENGINEERING SERVICES DRAWINGS FOR CONFIRMATION OF LOCATIONS AND HEIGHTS OF FITTINGS, AIR DIFFUSERS, GRILLES, SPRINKLERS, SMOKE DETECTORS, AND ALL OTHER CEILING MOUNTED OR RECESSED SERVICE OUTLETS AND FITTINGS AND ADDITIONAL SET OUT OF CEILING SUPPORT MEMBERS. MAKE ALL PENETRATIONS, CUT OUTS AND TRIM TO SUIT ALL RELEVANT SERVICE OUTLETS AND FITTINGS. ANY DISCREPANCIES BETWEEN THE ARCHITECTURAL AND SERVICES DOCUMENTS ARE TO BE REPORTED TO THE ARCHITECT FOR CLARIFICATION. IN THE EVENT OF DISCREPANCIES, THE CONTRACTOR MUST ALLOW FOR THE HIGHER COST ALTERNATIVE IN THE SCOPE OF WORKS. NOM INDICATES A NOMINAL DIMENSION TO BE CHECKED ON SITE.</div>	REV	DESCRIPTION	DRAWN	DATE	CLIENT								
<div><div><div>H2o architects Pty Ltd 29 Northumberland Street Collingwood Victoria 3066 Australia T 61 3 9417 0900 F 61 3 9417 0911 studio@h2oarchitects.com.au</div><div>H2o</div></div></div>													
<table><tr><td>PROJECT UNIVERSITY OF TECHNOLOGY SYDNEY BLACKFRIARS RESEARCH FACILITY</td><td>DRAWN BY TDM PROJECT NUMBER 1533</td><td>SCALE</td><td>PLOT DATE</td></tr><tr><td>DRAWING TITLE ENVELOPE VIEW STUDIES</td><td></td><td>DRAWING NUMBER A6.12</td><td>REVISION</td></tr></table>						PROJECT UNIVERSITY OF TECHNOLOGY SYDNEY BLACKFRIARS RESEARCH FACILITY	DRAWN BY TDM PROJECT NUMBER 1533	SCALE	PLOT DATE	DRAWING TITLE ENVELOPE VIEW STUDIES		DRAWING NUMBER A6.12	REVISION
PROJECT UNIVERSITY OF TECHNOLOGY SYDNEY BLACKFRIARS RESEARCH FACILITY	DRAWN BY TDM PROJECT NUMBER 1533	SCALE	PLOT DATE										
DRAWING TITLE ENVELOPE VIEW STUDIES		DRAWING NUMBER A6.12	REVISION										





PROPOSED VIEW FROM BUCKLAND STREET AT 9AM (WINTER SOLSTICE)LOOKING EAST

ALL DIMENSIONS AND LEVELS TO BE VERIFIED ON SITE BY THE BUILDER BEFORE THE COMMENCEMENT OF ANY WORK. ANY DISCREPANCIES MUST BE REPORTED TO THE ARCHITECT IMMEDIATELY. DO NOT SCALE DRAWINGS. FIGURED DIMENSIONS HAVE REFERENCE OVER DIMENSIONS SCALED FROM THE DRAWINGS. THESE DRAWINGS TO BE READ IN CONJUNCTION WITH THE SPECIFICATIONS AND OTHER ASSOCIATED DOCUMENTS. REFER TO ENGINEERING SERVICES DRAWINGS FOR CONFIRMATION OF LOCATIONS AND EIGHT OF FITTINGS, AIR DIFFUSERS, GRILLES, SPRINKLERS, SMOKE DETECTORS, AND ALL OTHER CEILING MOUNTED OR RECESSED SERVICE OUTLETS AND FITTINGS AND ADDITIONAL SET OUT OF CEILING SUPPORT MEMBERS. MAKE ALL PENETRATIONS, CUT OUTS AND TRIM TO SUIT ALL RELEVANT SERVICE OUTLETS AND FITTINGS. ANY DISCREPANCIES BETWEEN THE ARCHITECTURAL AND SERVICES DOCUMENTS ARE TO BE REPORTED TO THE ARCHITECT FOR CLARIFICATION. IN THE EVENT OF DISCREPANCIES, THE CONTRACTOR MUST ALLOW FOR THE HIGHER COST ALTERNATIVE IN THE SCOPE OF WORKS. NOM INDICATES A NOMINAL DIMENSION TO BE CHECKED ON SITE.

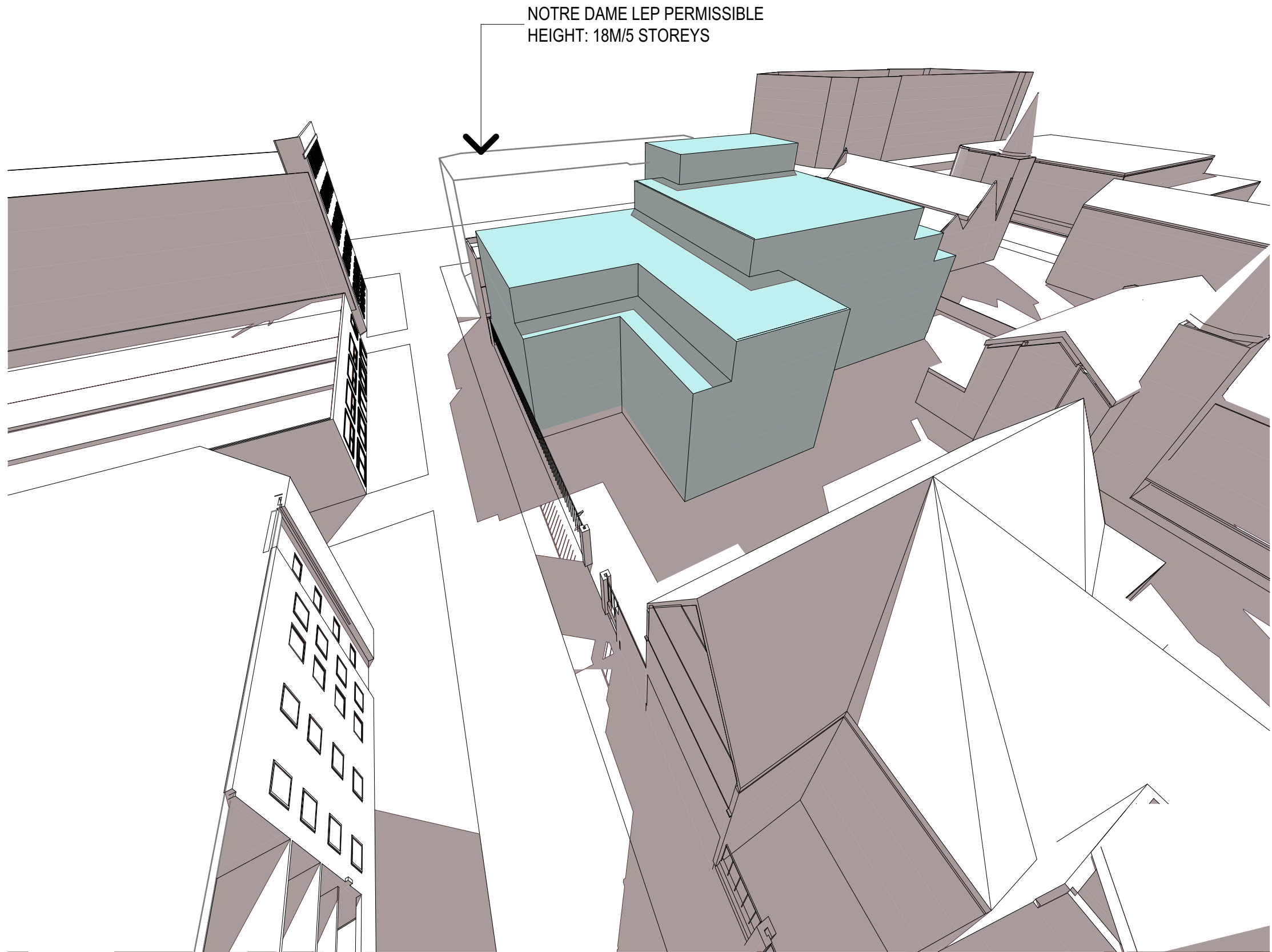
REV	DESCRIPTION	DRAWN	DATE	CLIENT

H2o architects Pty Ltd  
29 Northumberland Street  
Collingwood  
Victoria 3066 Australia  
T 61 3 9417 0900  
F 61 3 9417 0911  
studio@h2oarchitects.com.au

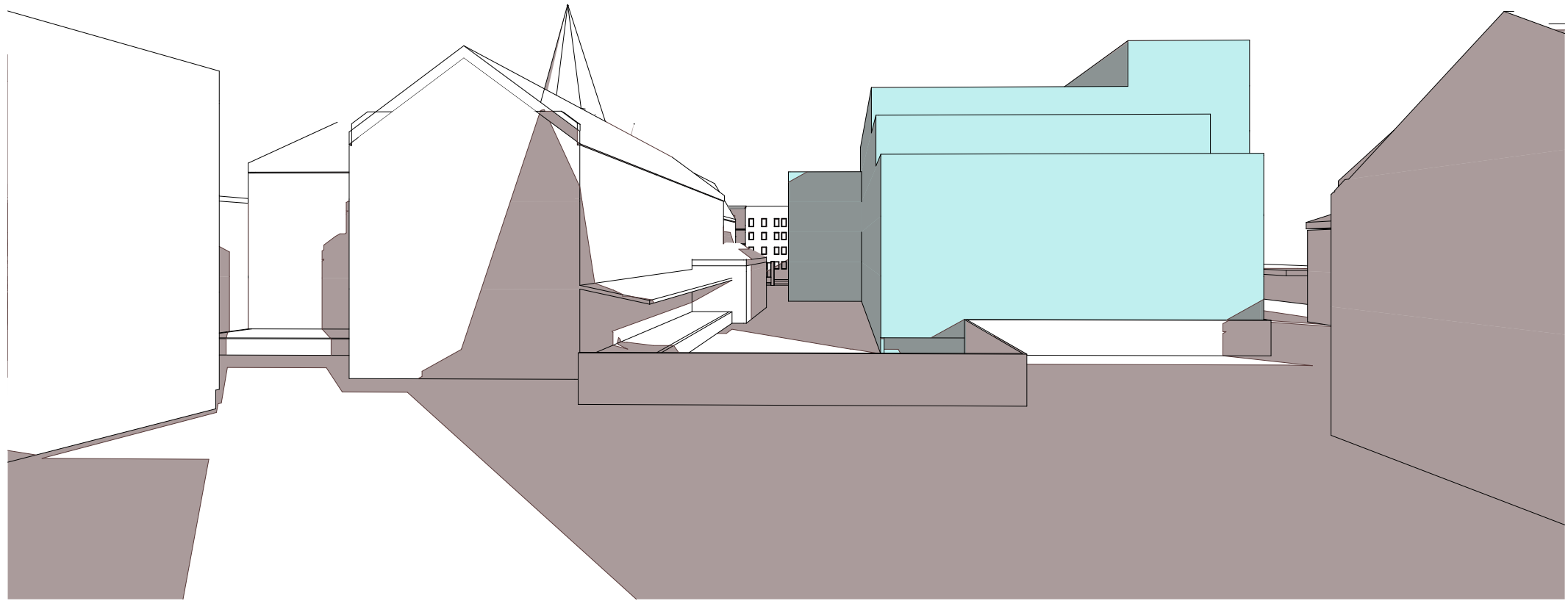


PROJECT <b>UNIVERSITY OF TECHNOLOGY SYDNEY BLACKFRIARS RESEARCH FACILITY</b>	DRAWN BY <b>TDM</b> PROJECT NUMBER 1533	SCALE	PLOT DATE 22.11.16
DRAWING TITLE <b>ENVELOPE VIEW STUDIES (1)</b>	DRAWING NUMBER <b>A6.13</b>	REVISION 01	

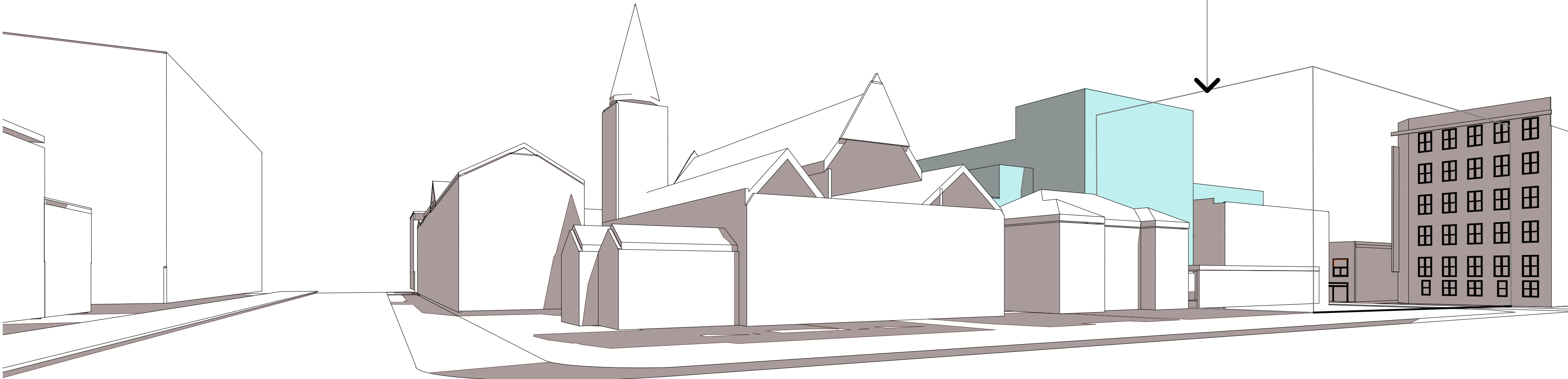




AERIAL DIAGRAM LOOKING NORTH




VIEW FROM COURTYARD




VIEW FROM BROADWAY



VIEW FROM BUCKLAND STREET LOOKING NORTH



VIEW FROM GRAFTON STREET



VIEW FROM BROADWAY

ALL DIMENSIONS AND LEVELS TO BE VERIFIED ON SITE BY THE BUILDER BEFORE THE COMMENCEMENT OF ANY WORK. ANY DISCREPANCIES MUST BE REPORTED TO THE ARCHITECT IMMEDIATELY. DO NOT SCALE DRAWINGS. FIGURED DIMENSIONS HAVE REFERENCE OVER DIMENSIONS SCALED FROM THE DRAWINGS. THESE DRAWINGS TO BE READ IN CONJUNCTION WITH THE SPECIFICATIONS AND OTHER ASSOCIATED DOCUMENTS. REFER TO ENGINEERING SERVICES DRAWINGS FOR CONFIRMATION OF LOCATIONS AND HEIGHTS OF FITTINGS, AIR DIFFUSERS, GRILLES, SPRINKLERS, SMOKE DETECTORS, AND ALL OTHER CEILING MOUNTED OR RECESSED SERVICE OUTLETS AND FITTINGS AND ADDITIONAL SET OUT OF CEILING SUPPORT MEMBERS. MAKE ALL PENETRATIONS, CUT OUTS AND TRIM TO SUIT ALL RELEVANT SERVICE OUTLETS AND FITTINGS. ANY DISCREPANCIES BETWEEN THE ARCHITECTURAL AND SERVICES DOCUMENTS ARE TO BE REPORTED TO THE ARCHITECT FOR CLARIFICATION. IN THE EVENT OF DISCREPANCIES, THE CONTRACTOR MUST ALLOW FOR THE HIGHER COST ALTERNATIVE IN THE SCOPE OF WORKS. NOM INDICATES A NOMINAL DIMENSION TO BE CHECKED ON SITE.

REV	DESCRIPTION	DRAWN	DATE	CLIENT
01	ENVELOPE REVISIONS	VJ	14.11.16	

H2o architects Pty Ltd  
29 Northumberland Street  
Collingwood  
Victoria 3066 Australia  
T 61 3 9417 0900  
F 61 3 9417 0911  
studio@h2oarchitects.com.au

H2o

PROJECT <b>UNIVERSITY OF TECHNOLOGY SYDNEY BLACKFRIARS RESEARCH FACILITY</b>
DRAWING TITLE <b>ENVELOPE MASSING DIAGRAMS</b>

DRAWN BY <b>VJ</b>
PROJECT NUMBER <b>1533</b>
<b>1</b>

SCALE <b>NTS</b>	PLOT DATE <b>14.11.16</b>
<b>SCHEMATIC DESIGN</b>	
DRAWING NUMBER <b>A6.14</b>	REVISION <b>01</b>