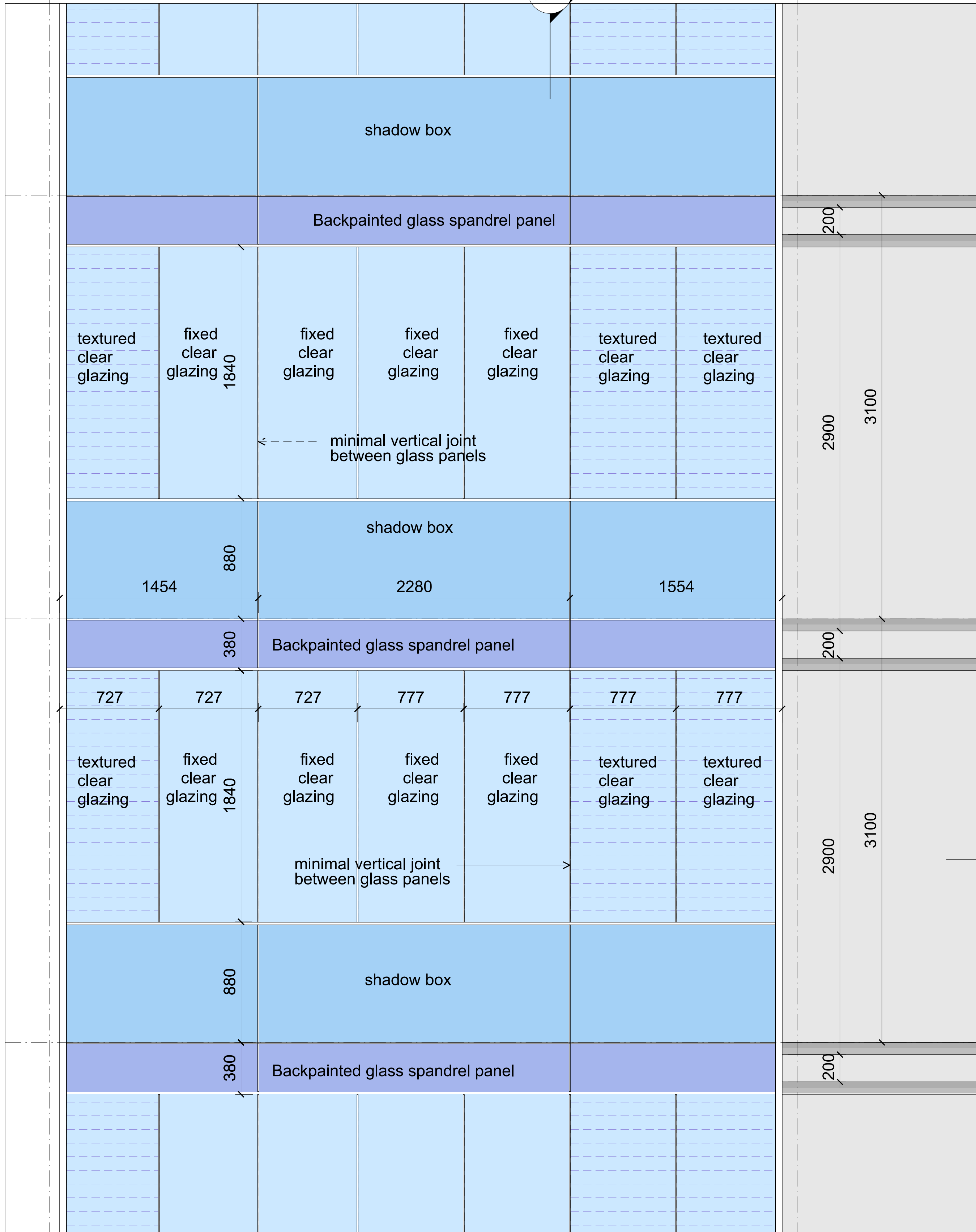
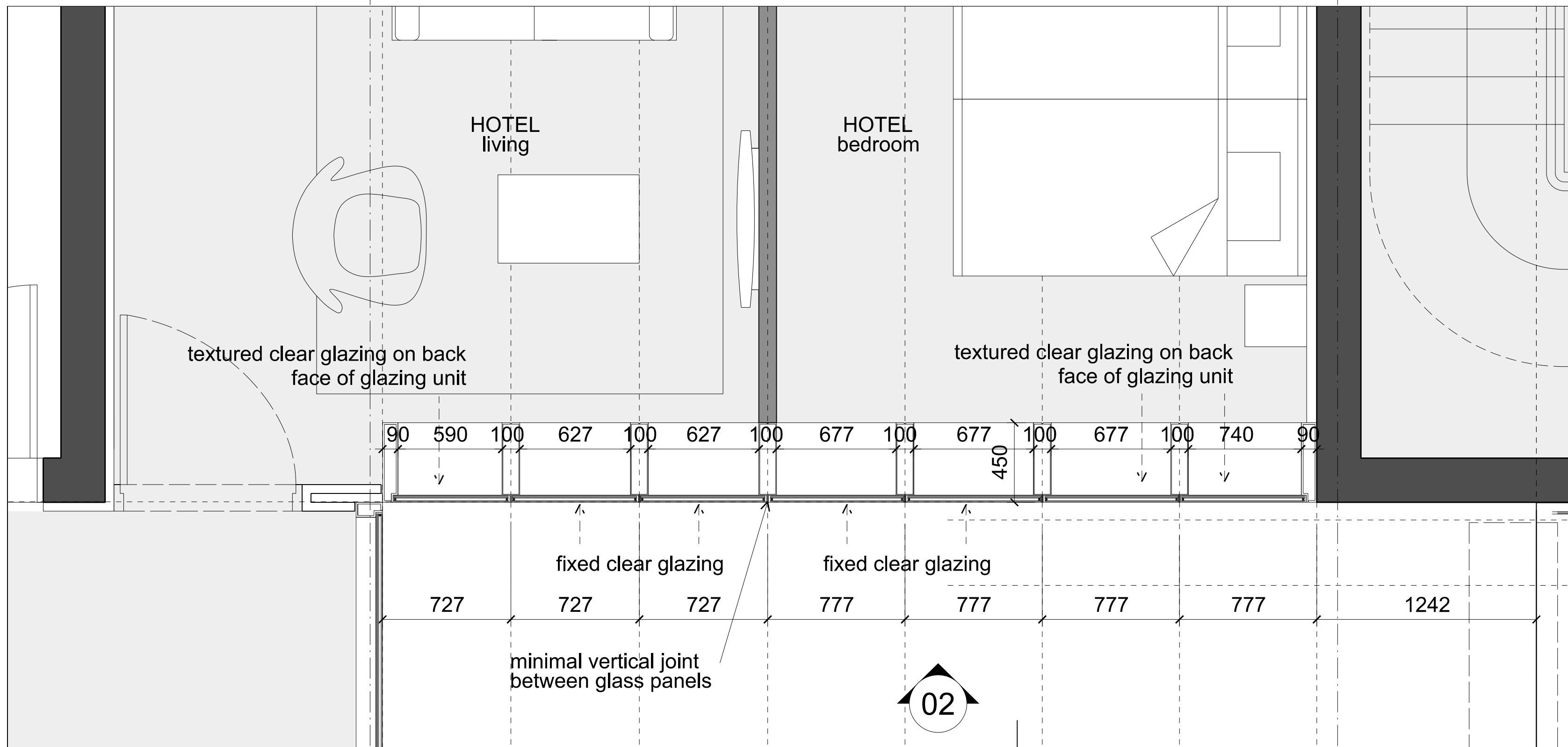


01 Cladding Type H3 - Typical Hotel Slot Facade - Section



02 Cladding Type H3 - Typical Hotel Slot Facade - Elevation

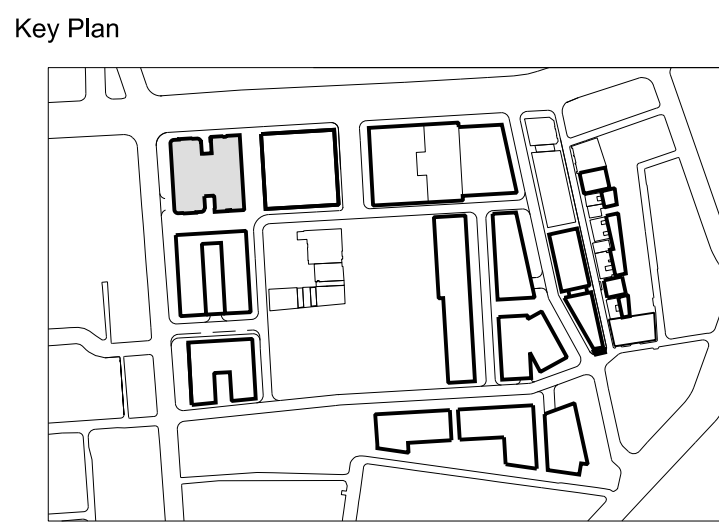


03 Cladding Type H3 - Typical Hotel Slot Facade - Plan

Please note: all elevations to be perceived as diagrams, for proposed colours and materiality of this facade please refer to visualisations PA-A4-3990-3992

- General Notes
1. Do not scale drawings. Dimensions govern.
  2. All dimensions are in millimetres unless noted otherwise.
  3. All dimensions shall be verified on site before proceeding with the work.
  4. Foster + Partners shall be notified in writing of any discrepancies.
  5. Any areas indicated on this sheet are approximate and indicative only.

Rev.	Date	Reason For Issue	Chk
00	15/10/14	SSD APPLICATION	RP



## FRASERS PROPERTY

Project Frasers Broadway  
20 - 102 Broadway Sydney NSW 2000

Client Frasers Broadway  
L11, 488 Kent Street Sydney NSW 2000  
T: 02 8823 8800 F: 02 8823 8801

Architect

**Foster + Partners**

Riverside, 22 Hester Road  
London SW11 4AN  
T +44 (0)20 7738 0455  
F +44 (0)20 7738 1107

Local Collaborating Architect

**PTW Architects**

Level 17, 9 Castlereagh St  
Sydney NSW 2000 Australia  
T +61 (0)2 92325977  
F +61 (0)2 9221 4139  
www.ptw.com.au

Block 4N  
External Wall System  
Typical Hotel Slot Facade  
Cladding Type H3

Project No.	Scale @ A0	Date	Drawn By
2094	1:20	15/09/14	LB
Number	Revision		
PA-A4-3782	00		