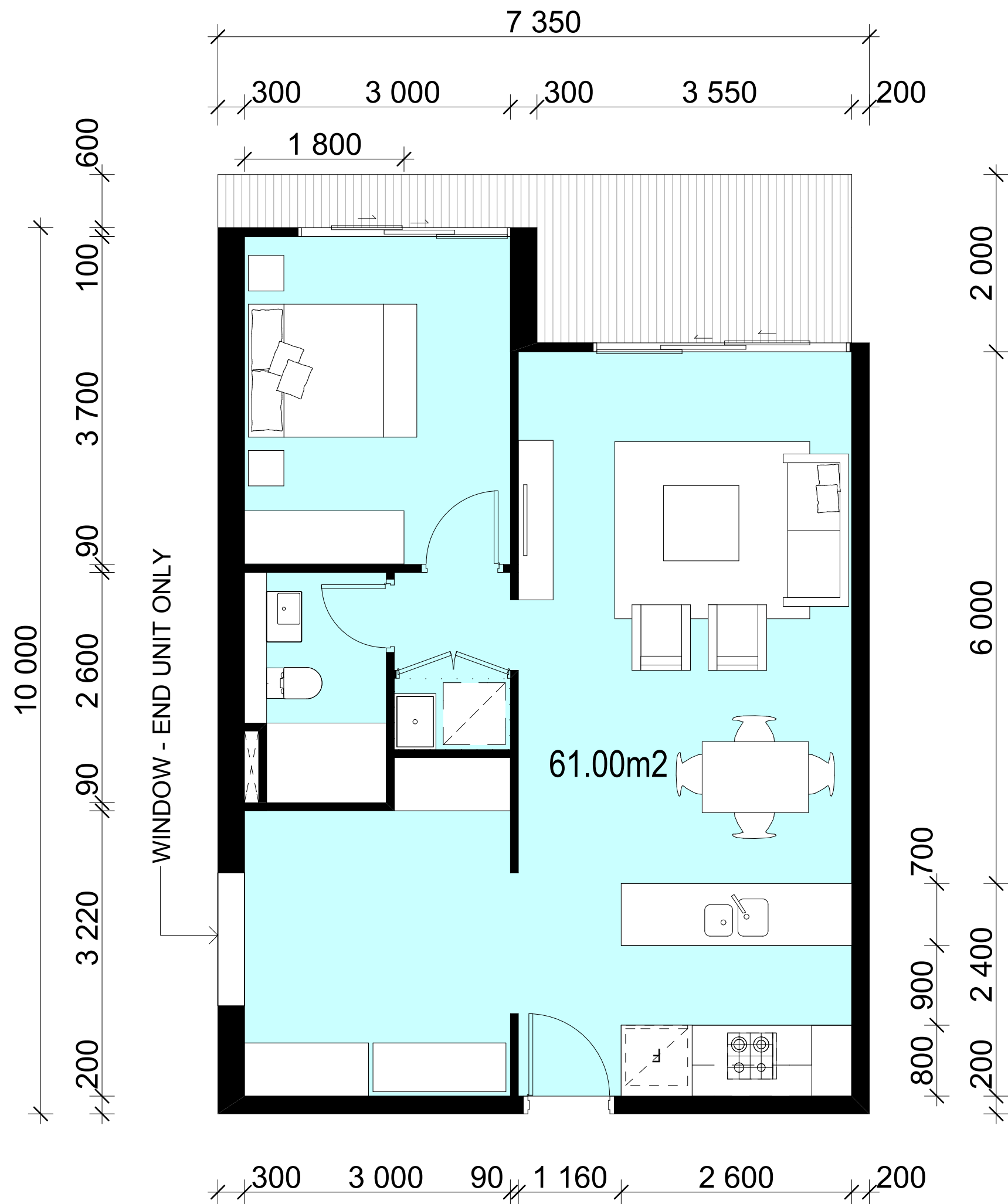
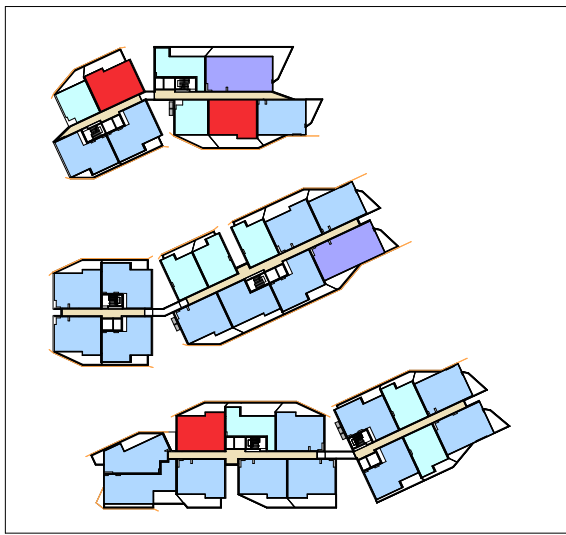


KEY PLAN - LEVEL 3

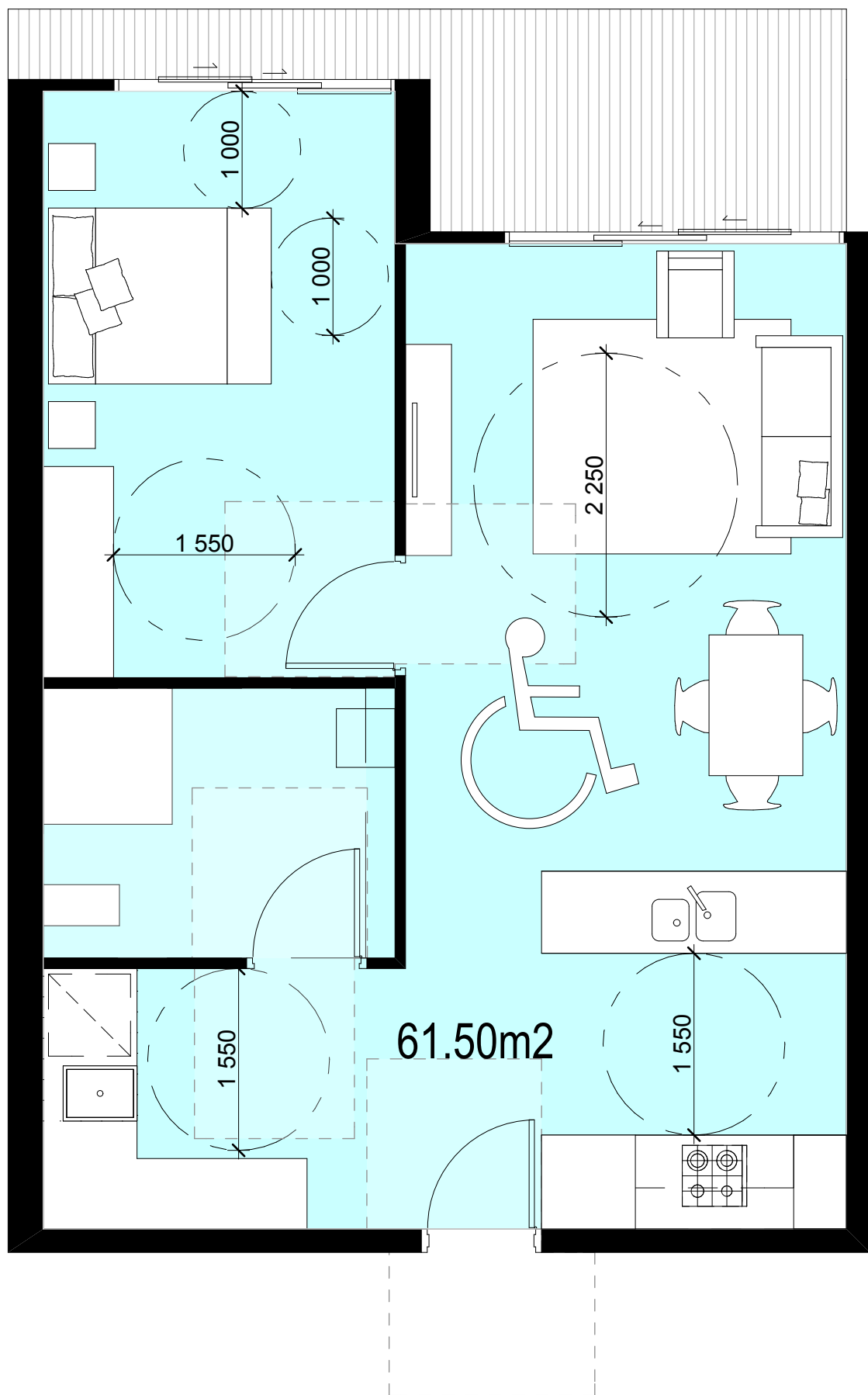


1 PLAN
TYPE B

1:50



KEY PLAN - LEVEL 3



2 PLAN
B ACCESSIBLE

1:50

ADAPTABLE APARTMENTS LEGEND

- B BATHROOM. REFER TO GA PLANS FOR BATHROOM TYPES.
B1, 2... BEDROOM 1, 2, ETC.
LY LAUNDRY. REFER TO GA PLANS FOR LAUNDRY TYPES.
D DINING AREA
ST STUDY AREA
EN ENSUITE. REFER TO GA PLANS FOR ENSUITE TYPES.
R ROBE
S STORAGE AREA. REFER TO GA PLANS FOR DETAILS.
SD SLIDING DOOR. REFER TO WINDOW SCHEDULES FOR DETAILS.
L LIVING AREA
K KITCHEN. REFER TO GA PLANS FOR KITCHEN TYPES.
BY BALCONY
CY COURTYARD
NOTE A, B... NOTES. REFER TO ACCESSIBLE UNITS SPECIFICATION FOR DETAILS AND REQUIREMENTS
WIR WALK IN ROBE
NOTE G CONSULTANT NOTE G. BEDROOM CLEARANCES AS AGREED WITH ACCESSIBLE

ADDITIONAL CAPPED OFF SERVICE POINT AT SLAB LEVEL
FOR ACCESSIBLE WATER CLOSET

ADDITIONAL CAPPED OFF SERVICE POINT AT SLAB LEVEL
FOR KITCHEN SINK

ADDITIONAL CAPPED OFF SERVICE POINT AT SLAB LEVEL
FOR ACCESSIBLE VANITY BASIN

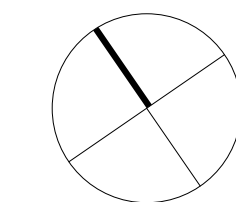
ADDITIONAL CAPPED OFF SERVICE POINT AT SLAB LEVEL
FOR ACCESSIBLE SHOWER ROSE AND MIXERS

ADDITIONAL CAPPED OFF SERVICE POINT

NOTES:

1. ADAPTABLE UNITS TO COMPLY WITH THE ACCESSIBILITY REPORT AND AUSTRALIAN STANDARDS OUTLINE IN THE SCHEDULE.
2. THRESHOLD FROM INTERNAL UNITS TO BALCONY TO BE LOW-LEVEL AND COMPLY WITH AS4299.
3. REFER TO ARCHITECTURAL GENERAL ARRANGEMENT PLANS FOR BATHROOM, KITCHEN, LAUNDRY TYPES.
4. REFER TO WALL ELEMENT SCHEDULE DRAWINGS FOR ALL WALL TYPES.
5. REFER TO WINDOW SCHEDULE DRAWINGS FOR ALL WINDOW TYPE, EXTENTS AND DETAILS.
6. REFER TO DRAWINGS () FOR ACCESSIBLE UNITS NOTES, REQUIREMENTS AND SPECIFICATION.
7. ALL ADAPTABLE BATHROOMS AND KITCHENS TO HAVE ADDITIONAL SERVICES IN PLACE PRE-ADAPTATION.
8. SERVICES TO BE CAPPED READY FOR POST-ADAPTATION.
9. ALL BALCONIES TO HAVE MAXIMUM STEP DOWNS OF 35mm. REFER TO ARCHITECTURAL GENERAL ARRANGEMENT PLANS FOR BALCONY/ COURTYARD EXTENTS.
10. WALLS SURROUNDING SHOWER RECESS AND PAN REINFORCED TO ACCOMMODATE FUTURE NEED OF A FOLDING SHOWER SEATS AND GRAB RAILS.
11. ALL ADAPTABLE UNITS TO HAVE SLIP-RESISTANT FLOOR SURFACES (KITCHEN, BATHROOMS, ENSUITE, LAUNDRY, BALCONY AND COURTYARD) TO COMPLY WITH AS 4299 AND PRESENT APPROPRIATE CERTIFICATION FOR APPROVAL.
12. TILING/ WATERPROOFING FOR EXTENDED KITCHEN AND WET AREAS TO BE PROVIDED PRIOR TO POST-ADAPTATION.
13. REFER TO ACCESSIBLE UNITS SPECIFICATION FOR ALL NOTES ON THE DRAWINGS AND DETAIL REQUIREMENTS.
14. POWER FOR WALL OVEN TO BE LOCATED FOR POST ADAPTATION LAYOUT.

NORTH POINT



THIS DOCUMENT IS THE COPYRIGHT OF RICE DAUBNEY (NSW) PTY LTD.
ALL INFORMATION ILLUSTRATED ON THIS DOCUMENT IS TO BE CHECKED AND VERIFIED ON SITE.
IN THE EVENT OF DISCREPANCIES REFER TO ARCHITECT PRIOR TO COMMENCEMENT OF THE WORK.
DO NOT SCALE. DRAWINGS MANUALLY OR ELECTRONICALLY.

KEY PLAN

REV	DESCRIPTION OF CHANGE	DRAWN	CHECK	DATE
A	DA SUBMISSION	DI	SM	12.05.14

PROJECT MANAGER

IONIC MANAGEMENT
PTY LTD
ionic
ionic management pty ltd

LEVEL 37, CHIFLEY TOWER, 2 CHIFLEY SQUARE
SYDNEY 2000
P: 02 8313 0240
cryan@ionic.net.au

CLIENT

PAYCE
CONSOLIDATED LTD
PAYCE

LEVEL 37, CHIFLEY TOWER, 2 CHIFLEY SQUARE
SYDNEY 2000
P: 02 8080 2300
F: 02 8080 2309
reception@payce.com.au

ARCHITECTS

HDR | **RICE DAUBNEY**
Level 1, 110 Walker Street | North Sydney 2060
t: +61 2 9556 2466 | f: +61 2 9559 3615
hdr@hdriceaubney.com | hdrarchitecture.com | ricedaubney.com.au
Rice Daubney Group (NSW) Pty Ltd
at The Rice Daubney Building Level 40B, 54-60B 344 915

PROJECT:

SOPA

"DOCK" 1 BURROWWAY RD
WENTWORTH POINT, THE WHARF SITE
SYDNEY OLYMPIC PARK

DRAWING TITLE:

12005
ACCESSIBLE UNITS

SCALE: AS SHOWN CHECKED:

PROJECT NUMBER: DRAWING NUMBER: ISSUE:

12005 DA-3102 A