

## DRAWING LIST

- 101\_Introduction
- 102\_Colour Landscape Masterplan
- 103\_Landscape Section AA
- 104\_Landscape Section BB
- 105\_Landscape Section CC
- 106\_Detail Plan - Entrance
- 107\_Landscape Section DD- Entrance
- 108\_Landscape Section EE- Entrance
- 109\_Detail Plan - Typical Street Treatment
- 110\_Landscape Section FF- Typical Street Treatment
- 111\_Landscape Section GG - Typical Street Treatment
- 112\_Planting Palette
- 113\_Plant Schedule

## BRINGELLY ROAD BUSINESS HUB WESTERN SYDNEY PARKLANDS TRUST

DEVELOPMENT APPLICATION  
JUNE 2015



REGIONAL CONTEXT

The suburb of Leppington is located 40 kilometres south-west of the Sydney central business district, in the local government area of Liverpool. The area is predominately industrial and positioned close to a number of employment and activity hubs.



LOCAL CONTEXT

Located within the Bringelly Road Business Hub, the development is bordered by Bringelly Road to the South, Stuart Road and Bedwell Road to the north and private land holdings to the east. The development is part of the Western Sydney Parklands Estate.









**LEGEND**


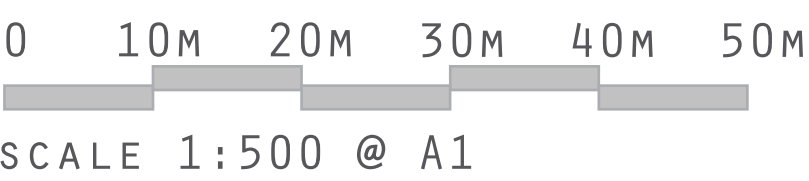
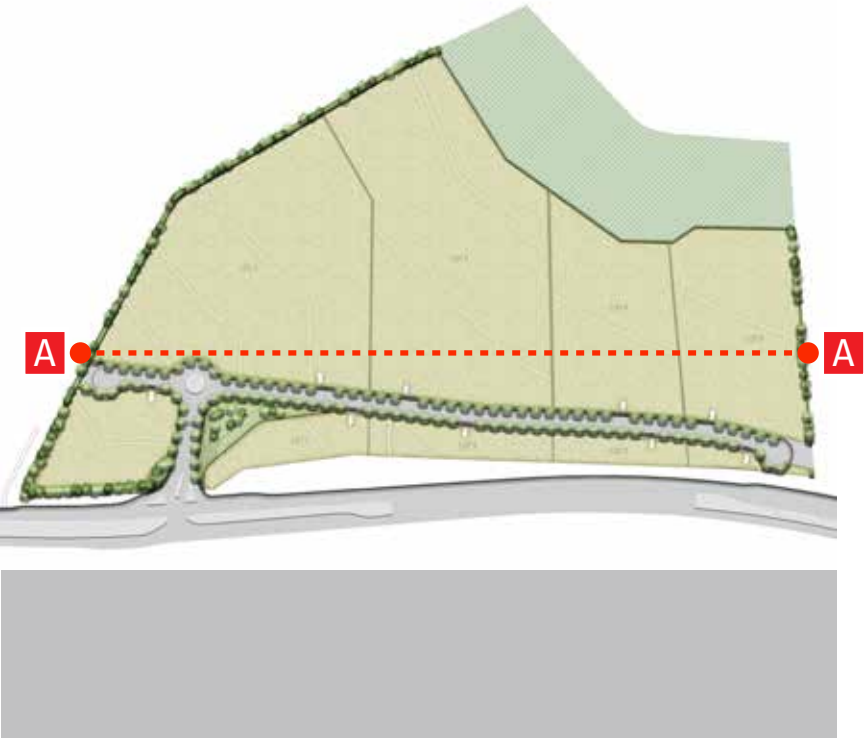
- 1. EXISTING RIPARIAN EDGE
- 2. FEATURE ENTRY SIGNAGE WALLS
- 3. ACCESSWAY TO ADJACENT SITE
- 4. PLANTED VERGE
- 5. SHARED PATHWAY
- 6. PEDESTRIAN FOOTPATH
- 7. LANDSCAPE TERRACING
- 8. BUFFER PLANTING
- SITE BOUNDARY



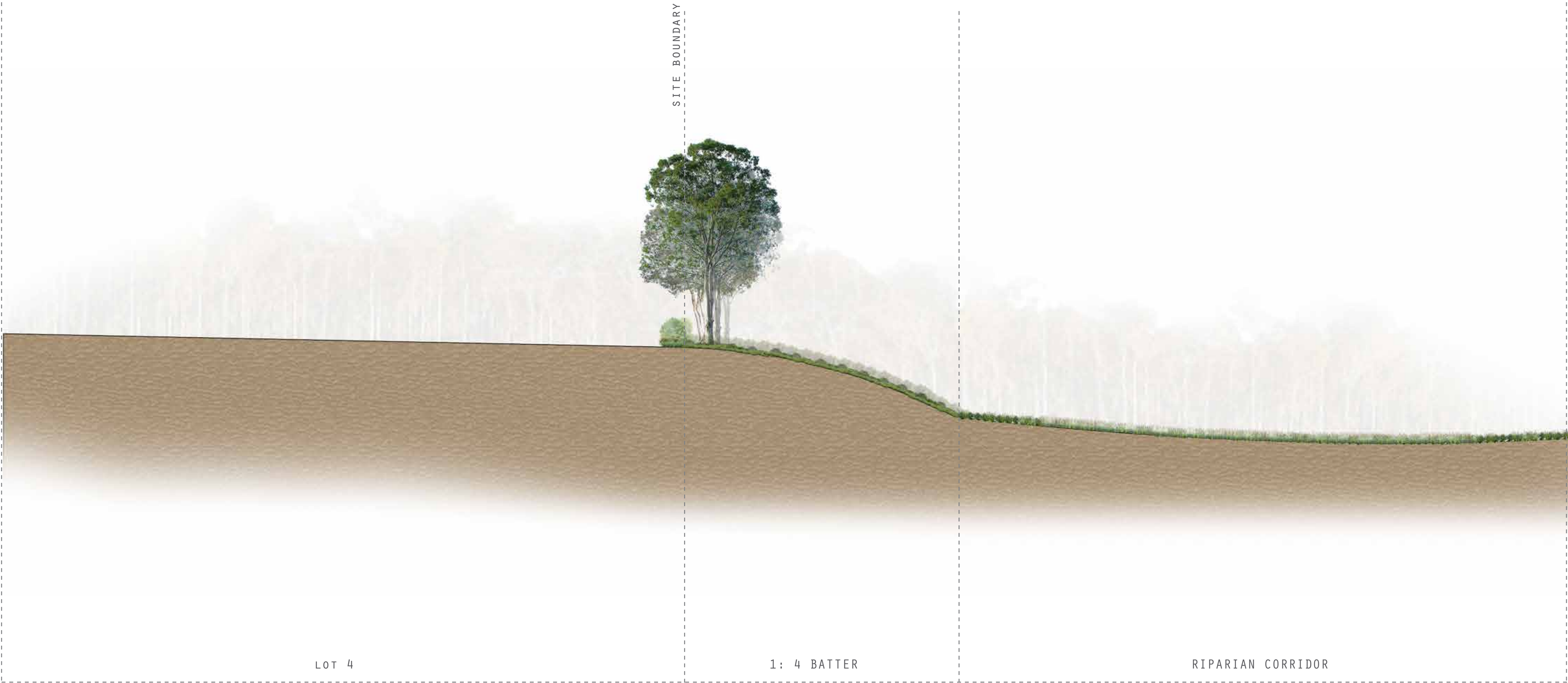





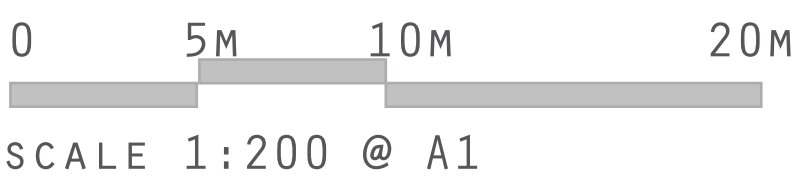
KEY PLAN








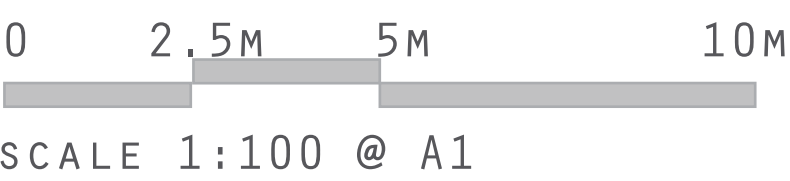
NOTE: SECTIONS & LEVELS ARE INDICATIVE ONLY.







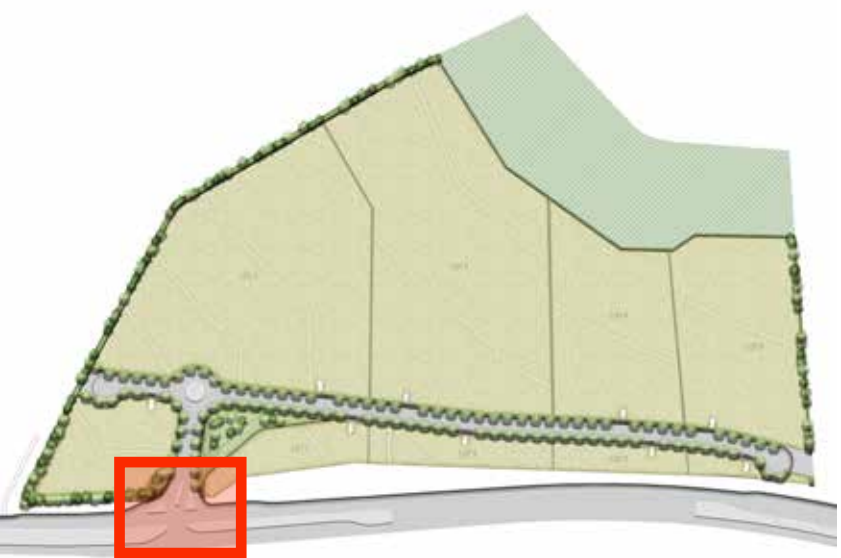
KEY PLAN








KEY PLAN

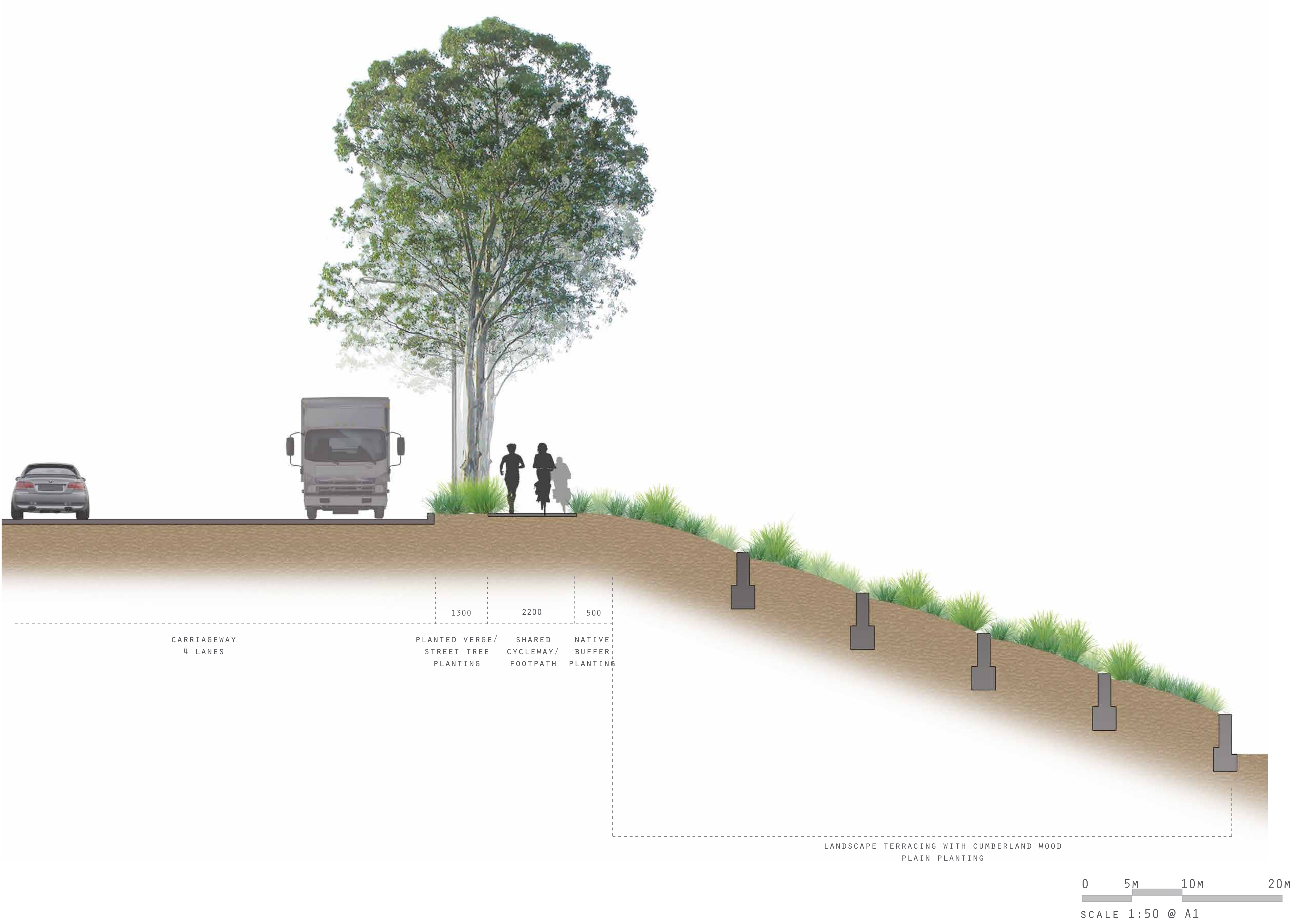


**LEGEND**

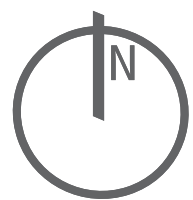
- 1. CUMBERLAND PLAIN WOODLAND PLANTING
- 2. FEATURE ENTRY SIGNAGE WALLS
- 3. SHARED PATHWAY/CYCLEWAY
- 4. PEDESTRIAN FOOTPATH
- 5. LANDSCAPE TERRACING
- 6. PLANTED VERGE



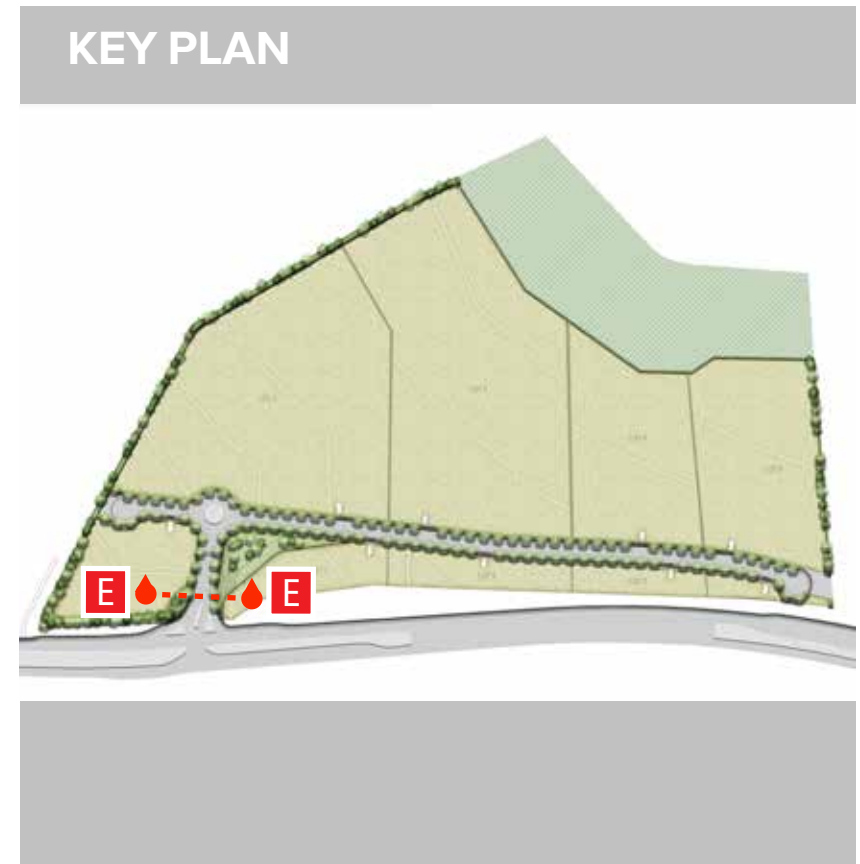




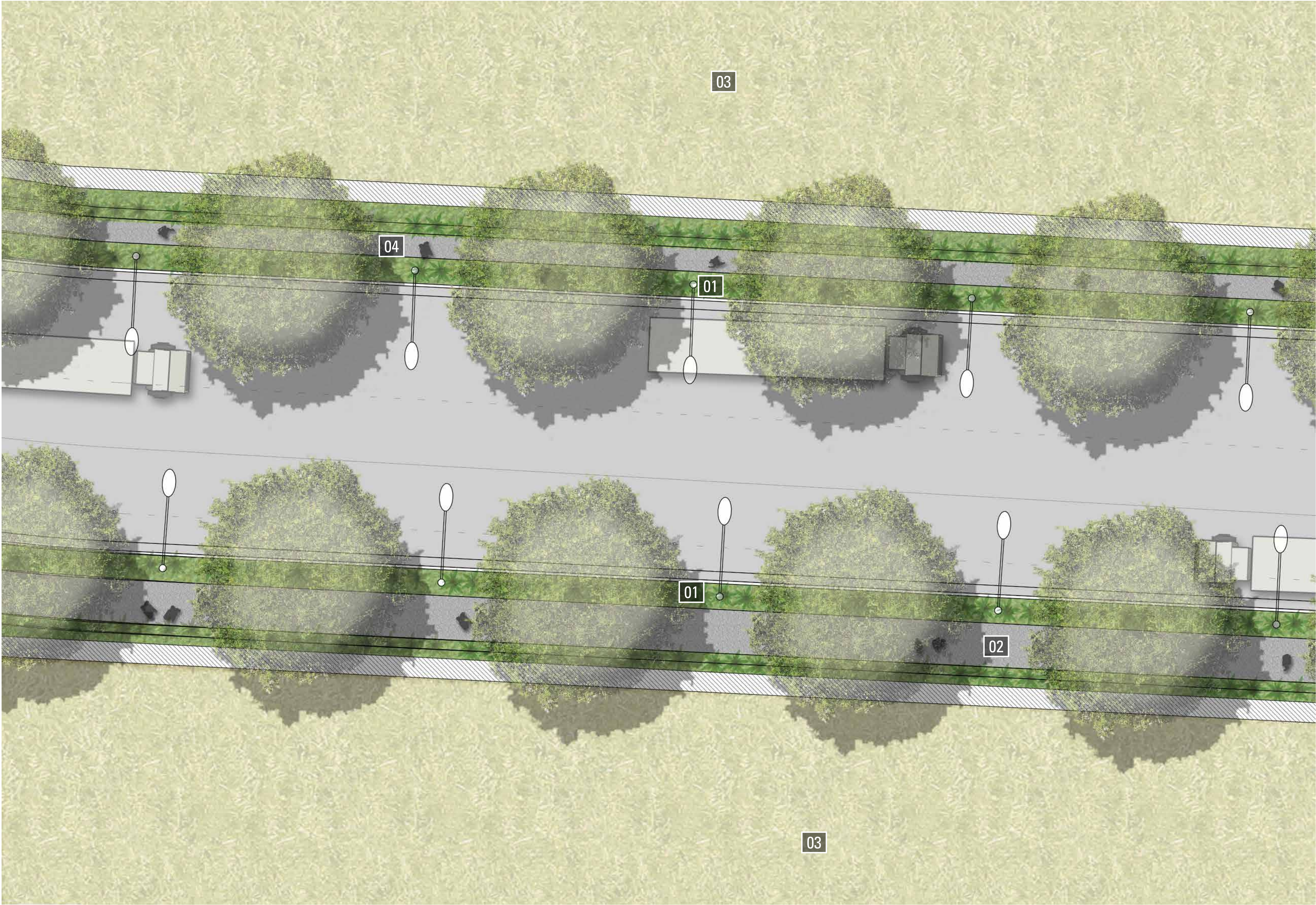
KEY PLAN












KEY PLAN

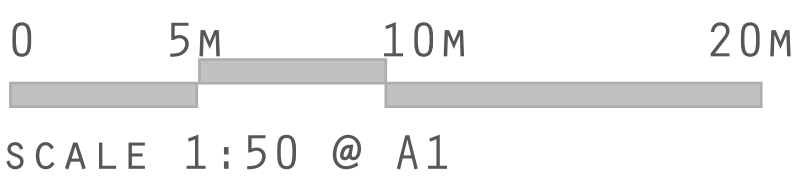


LEGEND

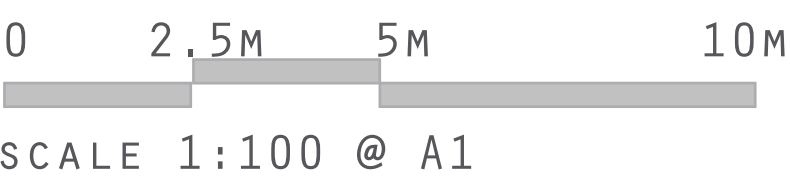
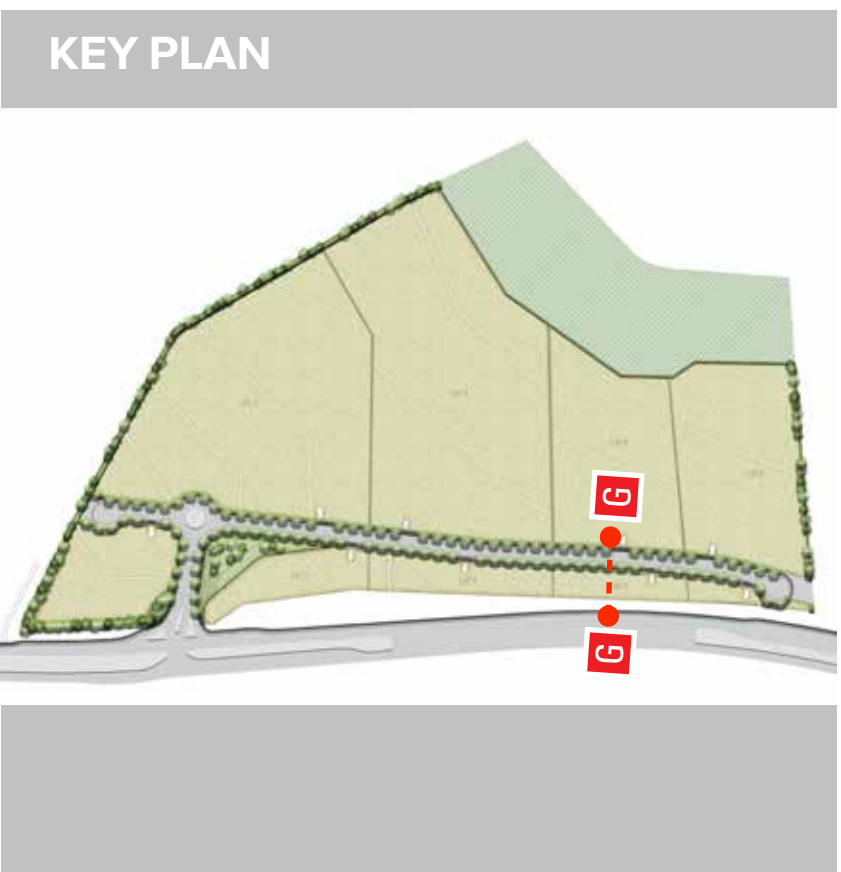
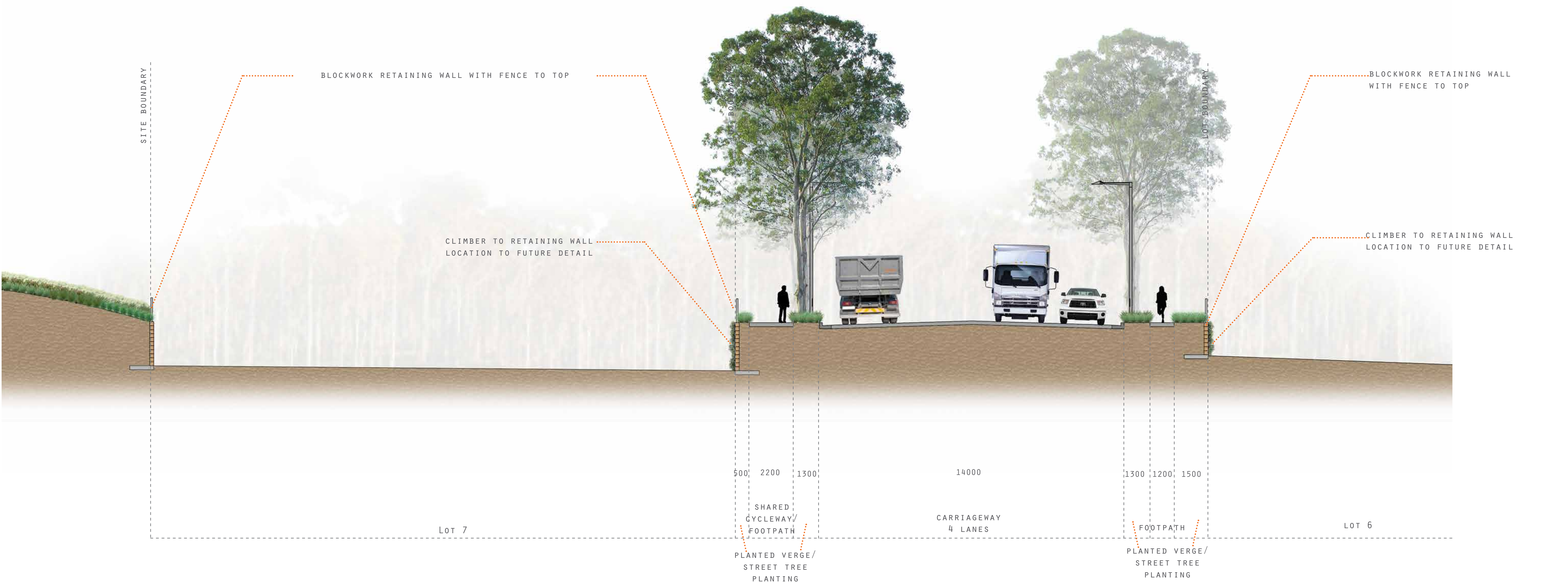
- 1. PLANTED STREET VERGE
- 2. SHARED PATHWAY
- 3. ALLOTMENTS
- 4. PEDESTRIAN FOOTPATH













TREES	 <p><i>Corymbia maculata</i></p>	 <p><i>Eucalyptus crebra</i></p>	 <p><i>Eucalyptus eugenioides</i></p>	 <p><i>Eucalyptus moluccana</i></p>	 <p><i>Eucalyptus tereticornis</i></p>
SHRUBS	 <p><i>Bursaria spinosa</i></p>	 <p><i>Dillwynia sieberi</i></p>	 <p><i>Dodonea viscosa sub. cuneata</i></p>	 <p><i>Hakea sericea</i></p>	 <p><i>Indigofera australis</i></p>
GRASSES	 <p><i>Dianella longifolia</i></p>	 <p><i>Eragrostis leptostachya</i></p>	 <p><i>Lomandra multiflora sub. multiflora</i></p>	 <p><i>Poa labillardieri</i></p>	 <p><i>Themeda australis</i></p>
GROUNDCOVERS	 <p><i>Dichondra repens</i></p>	 <p><i>Hardenbergia violacea</i></p>	 <p><i>Microlaena stipoides</i></p>		



CODE	BOTANIC NAME	COMMON NAME	MATURE SIZE (h x w) (m)	PROPOSED POT SIZE	QUANTITY
TREES					
Cma	<i>Corymbia maculata</i>	Spotted Gum	30 x 15	45L	240
Ecr	<i>Eucalyptus crebra</i>	Narrow-leaved Ironbark	35 x 15	45L	115
Eeu	<i>Eucalyptus eugenioides</i>	Thin-leaved Stringybark	30 x 12	45L	19
Emo	<i>Eucalyptus moluccana</i>	Grey Box	25 x 8	45L	52
Ete	<i>Eucalyptus tereticornis</i>	Forest Red Gum	20 x 8	45L	118
SHRUBS & ACCENTS					
Bsp	<i>Bursaria spinosa</i>	Native blackthorn	3 x 2	Tubestock	1887
Dsi	<i>Dillwynia sieberi</i>	Prickly Parrot Pea	1.2 x 1.2	Tubestock	636
Dcu	<i>Dodonaea viscosa</i> subsp. <i>cuneata</i>	Sticky Hop Bush	3 x 2.5	Tubestock	2120
Hse	<i>Hakea sericea</i>	Silky Hakea	3 x 2	Tubestock	2398
Iau	<i>Indigofera australis</i>	Australian Indigo	2 x 2	Tubestock	3083
GRASSES & RUSHES					
Dlo	<i>Dianella longifolia</i>	Pale Flax Lily	0.8 x 0.5	Tubestock	9886
Ele	<i>Eragrostis leptostachya</i>	Paddock Lovegrass	1 x 1	Tubestock	2048
Lmu	<i>Lomandra multiflora</i> subsp. <i>multiflora</i>	Multiflora	0.6 x 0.6	Tubestock	8264
Pla	<i>Poa labillardieri</i>	Poa	1 x 1	Tubestock	22742
Tau	<i>Themeda australis</i>	Kangaroo grass	0.8 x 0.8	Tubestock	5617
GROUNDCOVERS & CLIMBERS					
Dre	<i>Dichondra reprens</i>	Kidney Weed	0.3 x 0.3	Tubestock	13694
Hvi	<i>Hardenbergia violacea</i>	False sarsaparilla	climber	Tubestock	2526
Mst	<i>Microlaena stipoides</i>	Weeping Rye Grass	0.3 x 0.3	Tubestock	4452