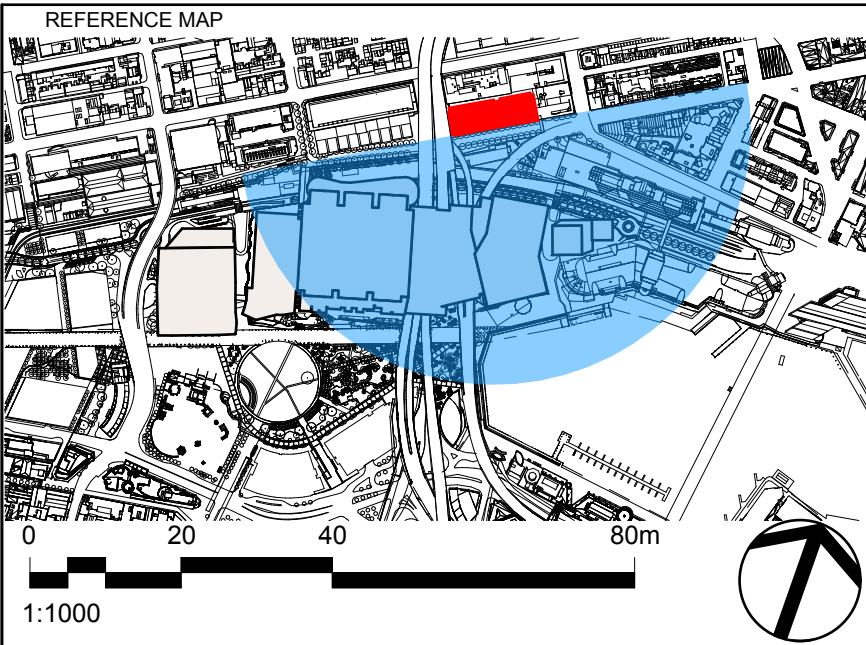


**LEGEND**

- BUILDING FOOTPRINT
- PROPOSED BUILDING ABOVE NOTED RL
- LINE OF EXISTING BUILDINGS
- EXISTING FIELD OF VIEW IMPACTED
- EXISTING FIELD OF VIEW

**CONCLUSION:**  
WITHIN THE EAST ELEVATION OF GOLDSBROUGH APARTMENTS AT RL +53.300m, THE EXISTING VIEW ANGLE WITHIN A 180° FIELD OF VIEW IS 168°. REDUCTION IN VIEW ANGLE BY THE PROPOSED DEVELOPMENT IS 9°. THE NET VIEW ANGLE WITHIN A 180° FIELD OF VIEW IS 159°.

DARLING HARBOUR LIVE



THESE VIEW IMPACT ANALYSIS DRAWINGS ARE TO BE READ IN CONJUNCTION WITH THE VIEW ANALYSIS REPORT. THE FIELD OF VIEW DOES NOT TAKE INTO ACCOUNT ANY RL'S OF TALLER BUILDINGS BEYOND THE SITE OR REFERENCE BUILDINGS. THE BUILDING ENVELOPE REPRESENTS THE MAXIMUM EXTERNAL ENVELOPE AS SUBMITTED IN THE PARAMETER PLANS.

**NOTES**

- DO NOT SCALE DRAWINGS. WRITTEN DIMENSIONS GOVERN.
- ALL DIMENSIONS ARE IN MILLIMETRES UNLESS NOTED OTHERWISE.
- ALL DIMENSIONS SHALL BE VERIFIED ON SITE BEFORE PROCEEDING WITH THE WORK. HASSELL + POPULOUS SHALL BE NOTIFIED IN WRITING OF ANY DISCREPANCIES.
- THESE PLANS ARE TO BE READ IN CONJUNCTION WITH ARCHITECTURAL ENGINEERING DRAWINGS, SECTION 5.7 MATERIALS SCHEDULE AND 5.7 OF THE RETURNABLE SCHEDULES.
- ALL LEVELS ARE INDICATIVE ONLY BASED ON COMPOSITE SURVEY DATA PROVIDED BY LEND LEASE AND NOT TO BE RELIED UPON FOR COSTING OR CONSTRUCTION PURPOSES.

© COPYRIGHT OF THIS DRAWING IS VESTED IN HASSELL + POPULOUS. 2013 HASSELL + POPULOUS.

THIS DRAWING IS AN UNCONTROLLED COPY, UNLESS NOTED OTHERWISE.

REV	DESCRIPTION	DATE
A	ISSUED FOR DEVELOPMENT APPLICATION	07/03/2013

**CLIENT**

**Lend Lease**

**PROJECT MANAGEMENT & CONSTRUCTION**  
LEVEL 4, THE BOND, 30 HICKSON RD  
MILLERS POINT, NSW 2000  
(02) 9236 6111

**CONSULTANTS**

**AECOM**

**BUILDING / ENVIRONMENTAL SERVICES**  
LEVEL 21, 420 GEORGE STREET  
SYDNEY NSW 2000  
(02) 8934 3200

**STRUCTURAL SERVICES**  
LEVEL 5, 9 CASTLEREAGH STREET  
SYDNEY NSW 2000  
(02) 8246 3200

**CIVIL / TRAFFIC SERVICES**  
5/141 WALKER ST, NORTH SYDNEY  
NSW 2060  
(02) 8907 9000

**LANDSCAPE ARCHITECT - PRINCIPAL DESIGN CONSULTANT**

HASSELL + POPULOUS  
LEVEL 2  
88 CUMBERLAND STREET  
SYDNEY NSW 2000 AUSTRALIA  
SYDNEY@HASSELLSTUDIO.COM  
T +61 2 9101 2000 F +61 2 9101 2100

**HASSELL + POPULOUS**

**PROJECT**

**SICEEP\_DARLING HARBOUR**

**DRAWING TITLE**

**VIEW IMPACT ANALYSIS.  
GOLDSGROUGH - HIGH LEVEL -  
EAST. RL +53.390**

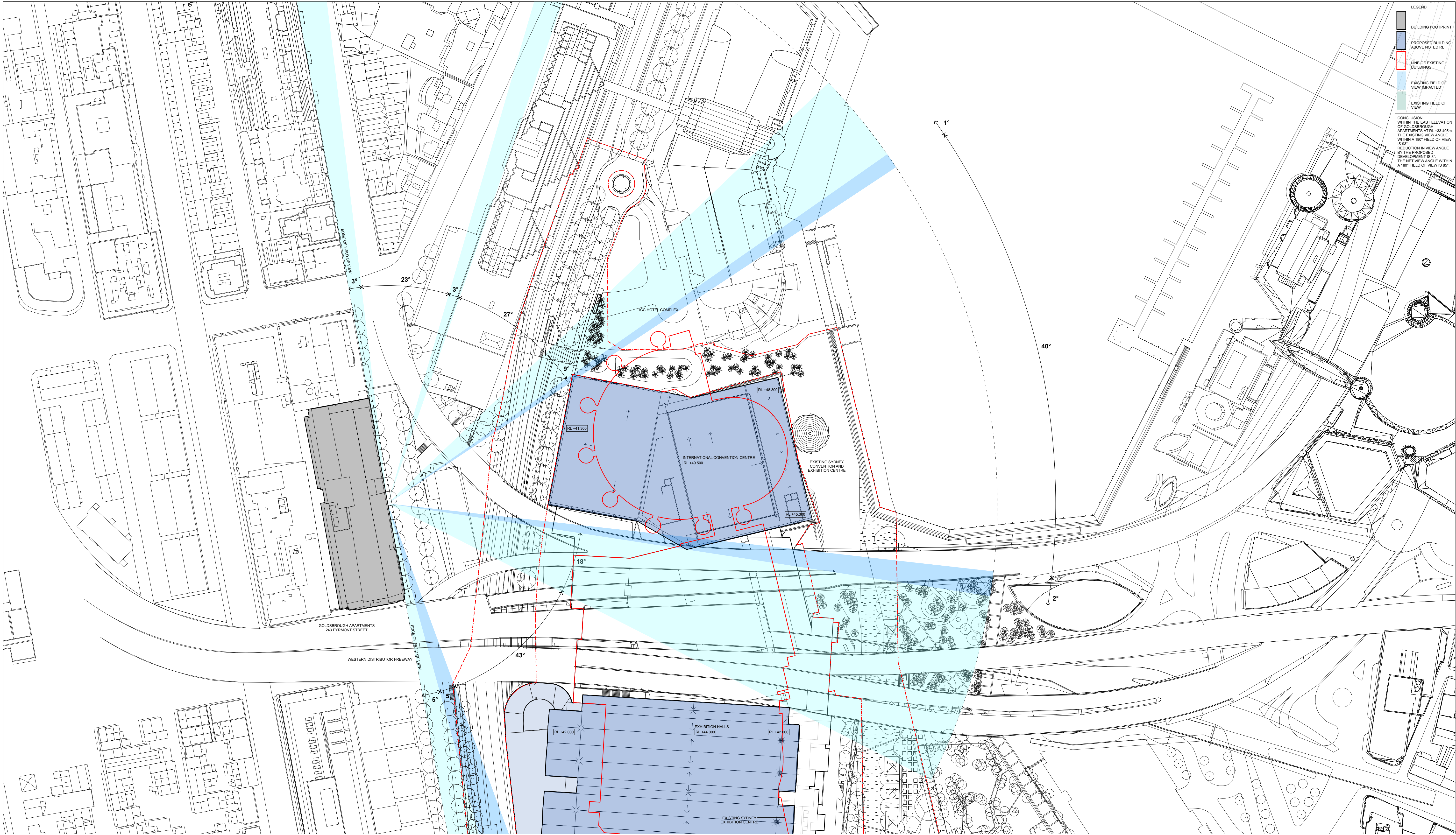
**STATUS**

**DEVELOPMENT APPLICATION**

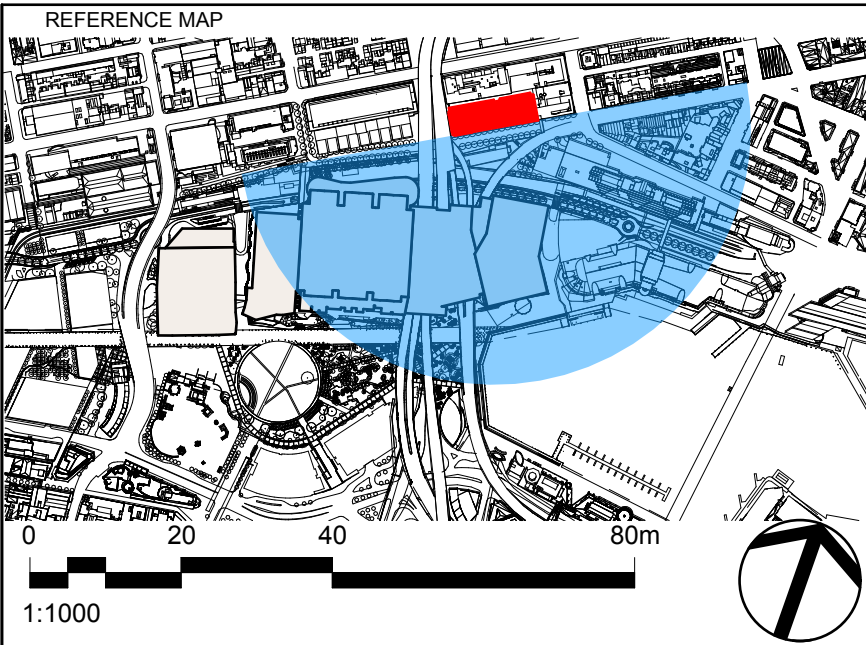
SCALE @ A1	DRAWN	CO-ORD	REVIEWED	APPROVED
1:1000 DH	GS	GS	GS	GS

PROJECT NUMBER	DRAWING NUMBER	REV
3688	PP_AR_2020	A





DARLING HARBOUR LIVE



THESE VIEW IMPACT ANALYSIS DRAWINGS ARE TO BE READ IN CONJUNCTION WITH THE VIEW ANALYSIS REPORT. THE FIELD OF VIEW DOES NOT TAKE INTO ACCOUNT ANY RL'S OF TALLER BUILDINGS BEYOND THE SITE OR REFERENCE BUILDINGS. THE BUILDING ENVELOPE REPRESENTS THE MAXIMUM EXTERNAL ENVELOPE AS SUBMITTED IN THE PARAMETER PLANS.

NOTES

1. DO NOT SCALE DRAWINGS. WRITTEN DIMENSIONS GOVERN.
2. ALL DIMENSIONS ARE IN MILLIMETRES UNLESS NOTED OTHERWISE.
3. ALL DIMENSIONS SHALL BE VERIFIED ON SITE BEFORE PROCEEDING WITH THE WORK. HASSELL + POPULOUS SHALL BE NOTIFIED IN WRITING OF ANY DISCREPANCIES.
4. THESE PLANS ARE TO BE READ IN CONJUNCTION WITH ARCHITECTURAL ENGINEERING DRAWINGS, SECTION 5.7 MATERIALS SCHEDULE AND 5.7 OF THE RETURNABLE SCHEDULES.
5. ALL LEVELS ARE INDICATIVE ONLY BASED ON COMPOSITE SURVEY DATA PROVIDED BY LEND LEASE AND NOT TO BE RELIED UPON FOR COSTING OR CONSTRUCTION PURPOSES.

© COPYRIGHT OF THIS DRAWING IS VESTED IN HASSELL + POPULOUS. 2013 HASSELL + POPULOUS.

THIS DRAWING IS AN UNCONTROLLED COPY. UNLESS NOTED OTHERWISE.

REV	DESCRIPTION	DATE
A	ISSUED FOR CONTRACT CLOSURE	07/03/2013

CLIENT  
**Lend Lease**

CONSULTANTS  
**AECOM**  
**Robert Bird Group**  
**Hyder**

**PROJECT MANAGEMENT & CONSTRUCTION**  
LEVEL 4, THE BOND, 30 HICKSON RD  
MILLERS POINT, NSW 2000  
(02) 9236 6111

**BUILDING / ENVIRONMENTAL SERVICES**  
LEVEL 21, 420 GEORGE STREET  
SYDNEY NSW 2000  
(02) 8934 0000

**STRUCTURAL SERVICES**  
LEVEL 5, 9 CASTLEREAGH STREET  
SYDNEY NSW 2000  
(02) 8246 3200

**CIVIL / TRAFFIC SERVICES**  
5/141 WALKER ST, NORTH SYDNEY  
NSW 2060  
(02) 8907 9000

LANDSCAPE ARCHITECT - PRINCIPAL DESIGN CONSULTANT

HASSELL + POPULOUS  
LEVEL 2  
88 CUMBERLAND STREET  
SYDNEY NSW 2000 AUSTRALIA  
SYDNEY@HASSELLSTUDIO.COM  
T +61 2 9101 2000 F +61 2 9101 2100

**HASSELL + POPULOUS**

PROJECT  
**SICEEP\_DARLING HARBOUR**

DRAWING TITLE  
**VIEW IMPACT ANALYSIS.  
GOLDSBROUGH - LOW LEVEL -  
EAST. RL +25.935**

STATUS  
**DEVELOPMENT APPLICATION**

SCALE @ A1  
1:1000|DH

DRAWN  
GS

CO-ORD  
GS

REVIEWED  
GS

APPROVED  
GS

PROJECT NUMBER  
3688

DRAWING NUMBER  
PP\_AR\_2056

REV  
A



## Appendix 2

### *TAB 5 – BULLECOURT APARTMENTS*