


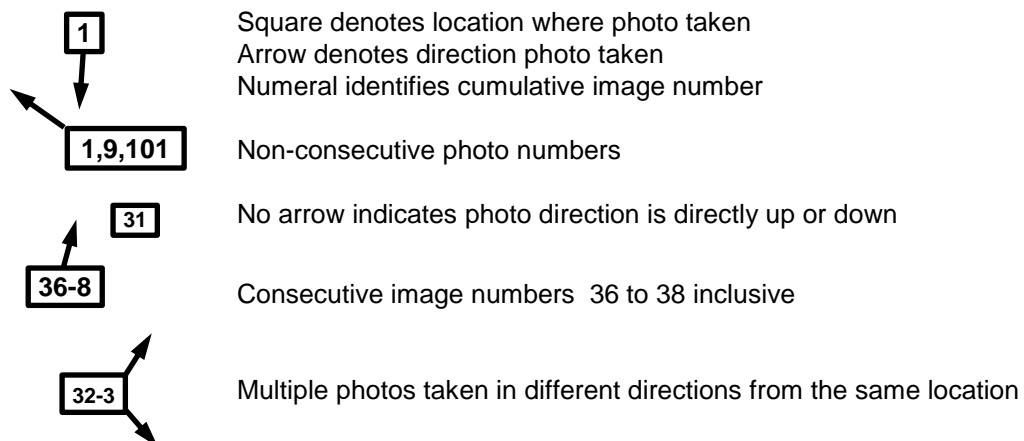
Appendix K Cultural Heritage Archival Recordings





8.2 Plans of Photograph Locations

KEY



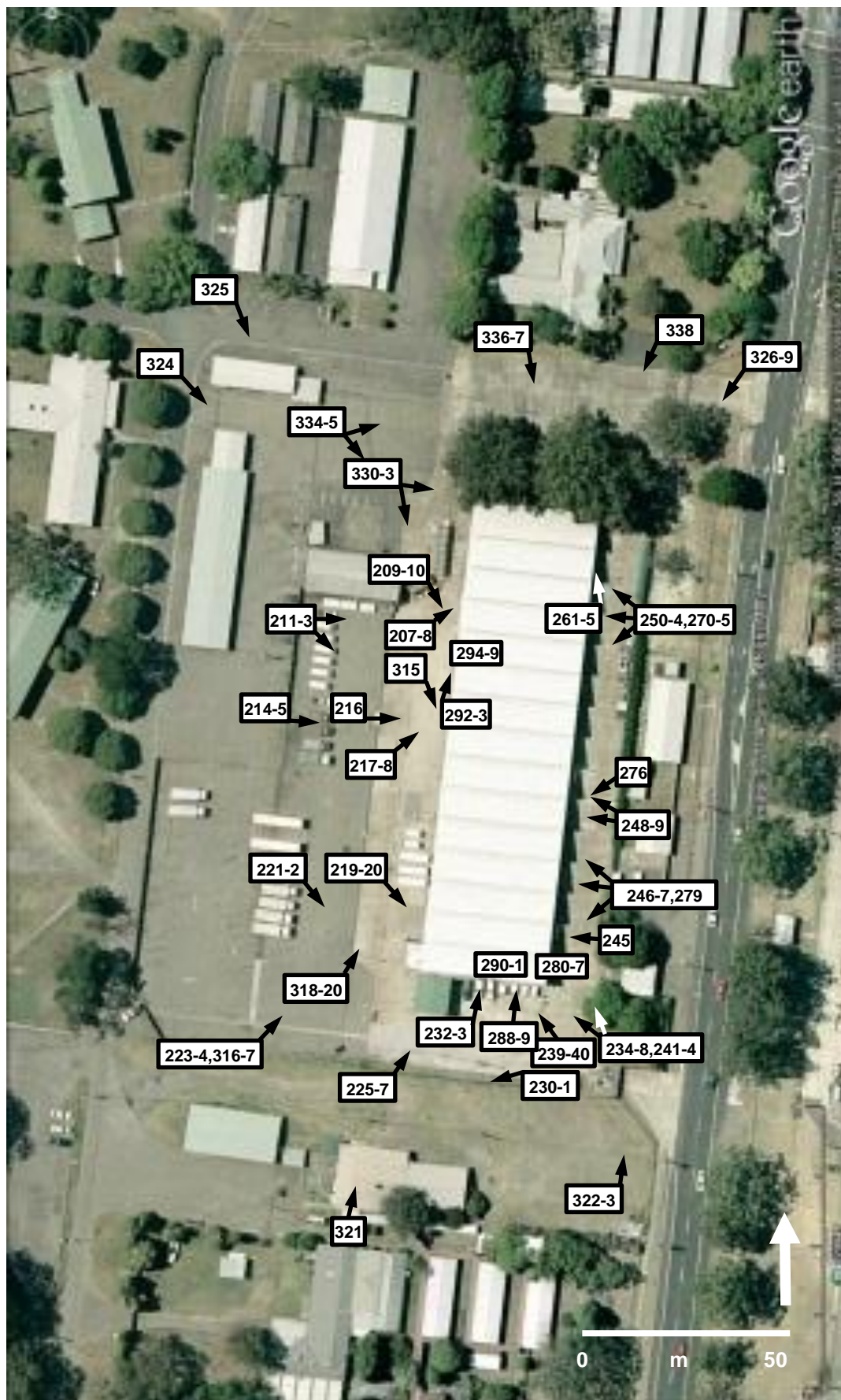
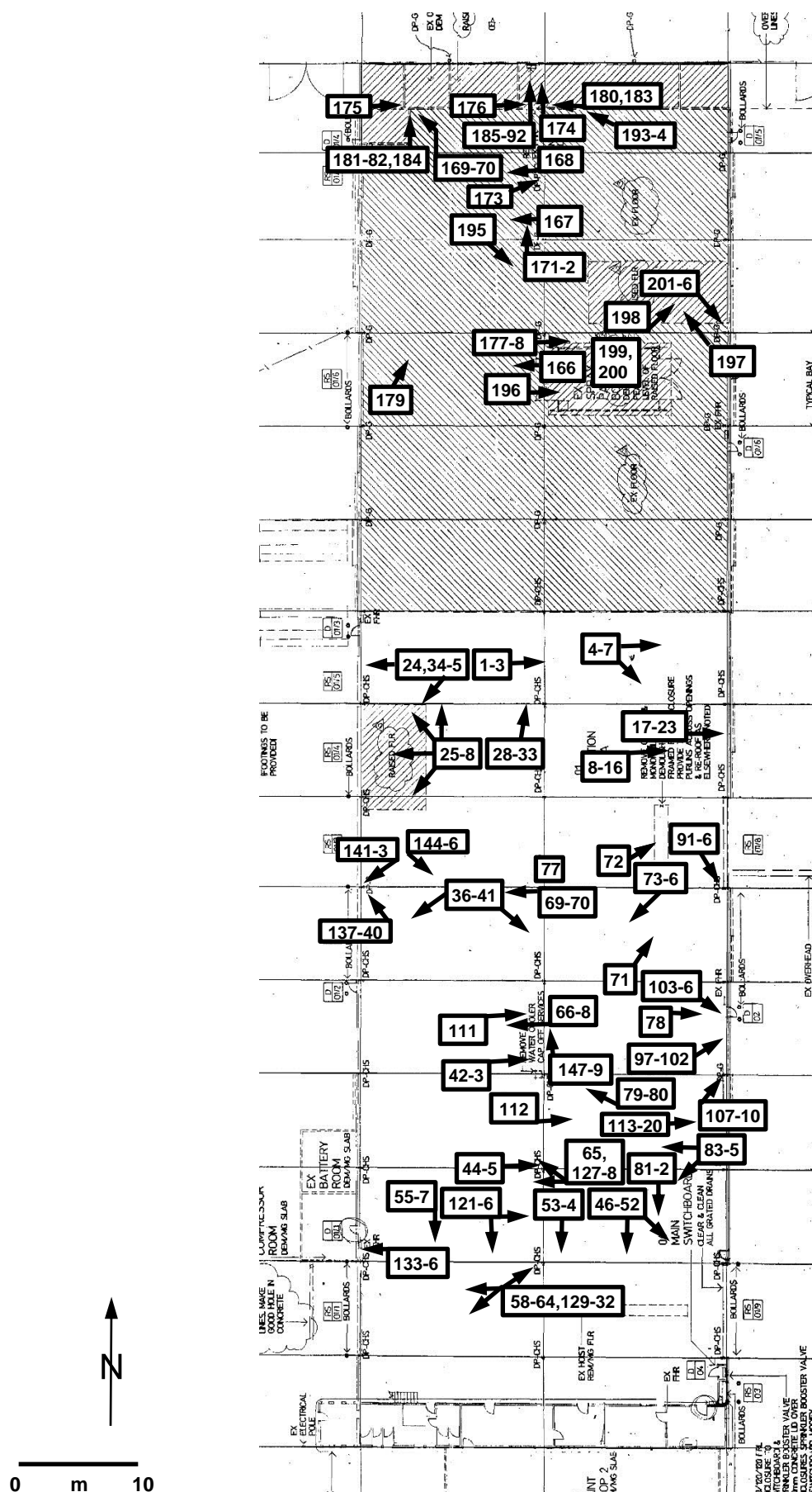


Figure 8.19 Aerial photo of B99 area, showing location of exterior photo locations. All numbers have a 'B99' prefix. (Base image from Google Earth Pro 2014, image date: 1/1/2009).



School of Military Engineering, Steele Barracks, Moorebank NSW - Cultural Heritage Archival Recordings
Navin Officer Heritage Consultants October 2014

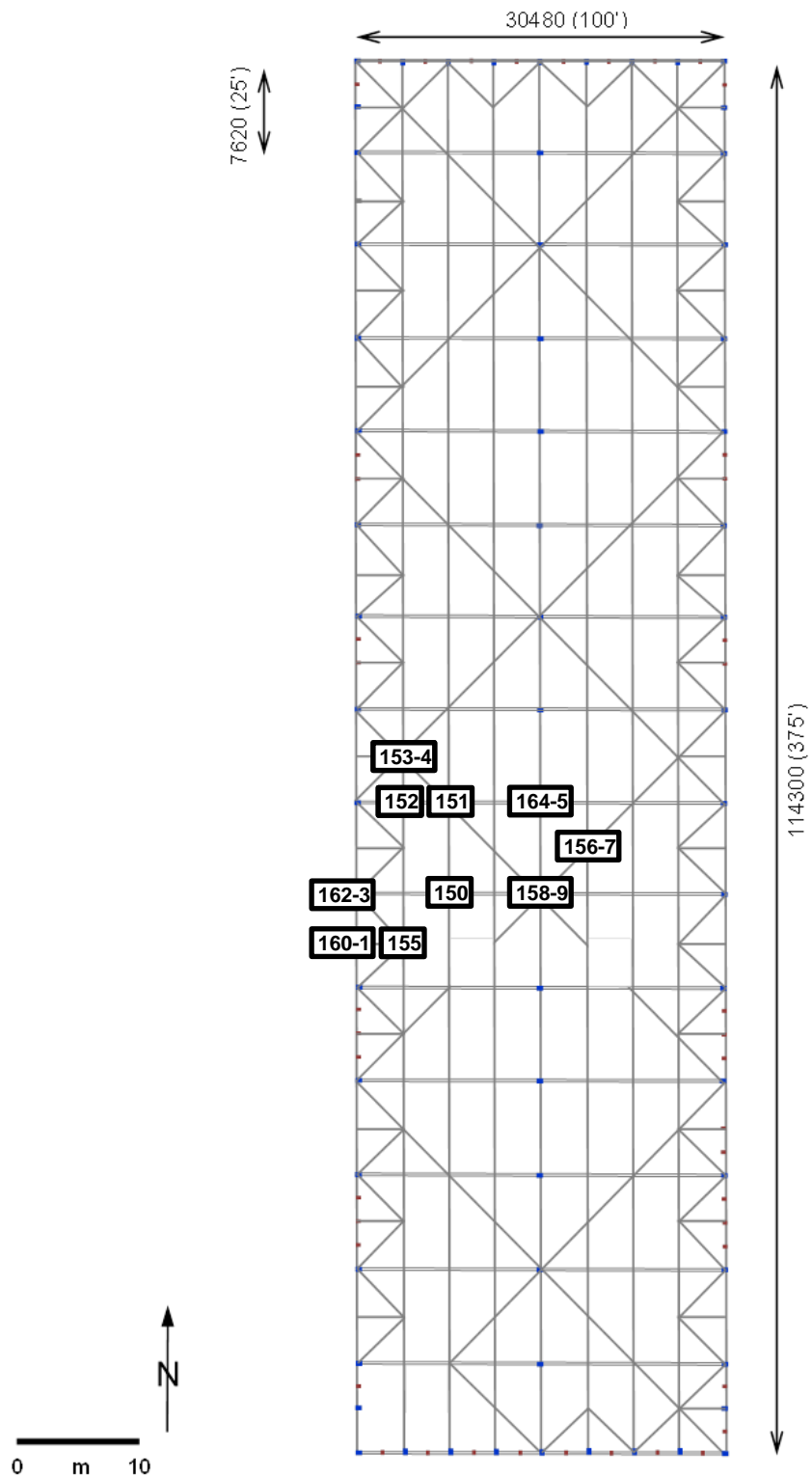


Figure 8.21 Plan showing location of some interior B99 Building photo locations documenting roof components. All numbers have a 'B99' prefix.



9.3 Digital Image Catalogue

Image ID		Date	Subject	Direction looking	Exp. variant	Flash lighting	Lens focal length
Archive no. (prefix B99)	Field no.						
0000	000	00-00-00	xxxxxxx	XXX	+/-	✓	000
			Interior images				
0001	1	08-07-14	View towards E wall of building	E			10
0002	2	08-07-14	View towards E wall of building, looking upwards	E			10
0003	3	08-07-14	View towards E wall of building	E			15
0004	4	08-07-14	Closer view of E wall showing new wall framework (left) and original framing (right)	E			20
0005	5	08-07-14	As for B99 0004 but looking slightly upwards at roof	E			20
0006	6	08-07-14	As above but looking ESE and upwards	ESE			20
0007	7	08-07-14	Looking ESE (as for B99 0007) but wider angle	ESE			10
0008	8	08-07-14	Wider view of E wall and roof elements	E			10
0009	9	08-07-14	Closer view of E wall	E			20
0010	10	08-07-14	Wider view of E wall, but looking slightly upwards to include roof	E			10
0011	11	08-07-14	Closer view of one wall unit on E wall (whole unit)	E			35
0012	12	08-07-14	Top right section of wall unit	E			35
0013	13	08-07-14	Top right section of wall unit	E	+		35
0014	14	08-07-14	Bottom right section of wall unit	E			35
0015	15	08-07-14	Top left section of wall unit	E			35
0016	16	08-07-14	Bottom left section of wall unit	E			35
0017	17	08-07-14	Lower section of old wall framing and footing (bottom right of wall frame)	E			35
0018	17b	08-07-14	Upper section of old wall framing and footing (bottom right of wall frame) note old electrical fittings	E			35
0019	18	08-07-14	Detail of old electrical fittings evident in B99 0018	E			35
0020	19	08-07-14	Detail of old electrical fittings evident in B99 0018	E		✓	35
0021	20	08-07-14	Oblique view across timber rail in old wall framework	NE			
0022	21	08-07-14	Oblique view across timber rail in old wall framework	NE		✓	
0023	22	08-07-14	Detail of concrete footing, oblique view, looking NE	NE			
0024	23	08-07-14	Looking W at wall section with roller door and old wall framing	W			
0025	24	08-07-14	Looking W at next wall section S of wall in B99 0024, with double roller door	W			
0026	25	08-07-14	View angled up, of W end of clerestory window framing to left (S) of B99 0025	SW			
0027	26	08-07-14	View angled up, of W end of roof to right (N) of B99 0026	NW			



Image ID		Date	Subject	Direction looking	Exp. variant	Flash lighting	Lens focal length
Archive no. (prefix B99)	Field no.						
0028	27	08-07-14	View angled up, of roof elements to right (N) of B99 0027	N			
0029	28	08-07-14	Looking N along central pillars	N			28
0030	29	08-07-14	Looking N along central pillars	N			14
0031	30	08-07-14	As for B99 0029 but looking up showing roof elements	N			14
0032	31	08-07-14	As for B99 0029 but looking down showing bitumen floor	N			14
0033	32	08-07-14	As for B99 0029 but looking down showing bitumen floor				20
0034	33	08-07-14	View of roller door entrance with raised floor, on western wall	SW	+		15
0035	34	08-07-14	View of roller door entrance with raised floor, on western wall	SW			15
0036	35	08-07-14	General (wide) view of E wall	E			10
0037	36	08-07-14	General (wide) view of E wall, tilted up to show roof elements	E			10
0038	37	08-07-14	General (wide) view of E wall, tilted up to show roof elements	E			20
0039	38	08-07-14	General (wide) view of clerestory window framing	SE	-		10
0040	39	08-07-14	General (wide) view of clerestory window framing	SE			10
0041	40	08-07-14	General (wide) view of W end of clerestory window framing	WSW			10
0042	41	08-07-14	General view of E wall showing original timber framed sections	E			10
0043	42	08-07-14	General view of E wall showing original timber framed sections	E			20
0044	43	08-07-14	General view of E wall and SE corner of building (at left)	E			10
0045	44	08-07-14	General view of E wall near SE corner of building	E			20
0046	45	08-07-14	General view, looking SE into SE corner of building	SE			10
0047	46	08-07-14	General view, looking SE into SE corner of building	SE			20
0048	47	08-07-14	General view at S wall and offices, looking S	S	-		10
0049	48	08-07-14	General view at S wall and offices, looking S	S			10
0050	49	08-07-14	Looking upwards and S, showing clerestory windows and roof elements	S			10
0051	50	08-07-14	As for B99 0048, with scale	S	-		20
	51	08-07-14	[notation taken in error – no photo taken]				
0052	52	08-07-14	As for B99 0048, with scale	S			20
0053	53	08-07-14	Looking S towards S wall and offices, taken to right of B99 0051,	S			20
0054	54	08-07-14	Looking S towards S wall and offices, taken to right of B99 0051, taken slightly more upward	S			20
0055	55	08-07-14	Looking S towards S wall and offices, SW corner of building at right of picture	S			20
0056	56	08-07-14	Looking S towards S wall and offices, SW corner of building at right of picture	S	-		20
0057	57	08-07-14	Looking S towards S wall and offices, SW corner of building at right of picture	S			20



Image ID		Date	Subject	Direction looking	Exp. variant	Flash lighting	Lens focal length
Archive no. (prefix B99)	Field no.						
0058	58	08-07-14	General (wide) view towards SW corner of building, looking SW	SW			10
0059	59	08-07-14	Looking SW at recent two story addition to offices in SW corner of building	SW			20
0060	60	08-07-14	General view towards SW corner of building, looking WSW	WSW	-		20
0061	61	08-07-14	General view towards SW corner of building, looking WSW	WSW			20
0062	62	08-07-14	General view towards SW corner of building, looking WSW	WSW			10
0063	63	08-07-14	General view towards SW corner of building, looking WSW, angled up to show roof	WSW			10
0064	64	08-07-14	View of W wall unit including roller door at SW cnr of building, looking W	W			20
0065	65	08-07-14	View of W wall unit just to the right (N) of roller door in B99 0064	W			20
0066	66	08-07-14	General view looking WSW back towards roller door next to SW cnr of building	WSW			16
0067	67	08-07-14	General view looking WSW back towards roller door next to SW cnr of building, angled up to include roof elements	WSW			16
0068	68	08-07-14	Looking W at W wall at position B99 0066	W			20
0069	69	08-07-14	General view of W wall roller door section, just to right (N) of B99 0066	W			20
0070	70	08-07-14	General view of W wall looking NW at section with 4 roller doors	NW			20
0071	71	08-07-14	View of E wall, looking NE, at wall opposite those in B99 0070, showing some former (sliding door) gaps now filled in with modern wall framing	NE			16
0072	72	08-07-14	View of oldest looking roller door, looking NE (also evident in B99 0071)	NE			16
0073	73	08-07-14	Detail of floor looking SW	SW			12
0074	74	08-07-14	Angled up view of roof and clerestory window from locn B99 0073	SW	-		12
0075	75	08-07-14	Angled up view of roof and clerestory window from locn B99 0073	SW	--		12
0076	76	08-07-14	Angled up view of roof and clerestory window from locn B99 0073	SW			12
0077	77	08-07-14	Looking upward showing detail view of top of central column, showing roof beam attachments				10
0078	78	08-07-14	Looking upward showing detail view of central intersection of diagonal interlacing beams adjacent to wall				10
0079	79	08-07-14	Looking upward showing detail of roof structure at base of clerestory	W			10
0080	80	08-07-14	Looking upward showing detail of roof structure at base of clerestory	W	-		10
0081	81	08-07-14	Looking S at E end of clerestory window framing, near SE corner of building	S	-		12
0082	82	08-07-14	Looking S at E end of clerestory window framing, near SE corner of building	S			12
0083	83	08-07-14	Oblique view looking up at clerestory window	SW			11
0084	83b	08-07-14	Oblique view looking up at clerestory window	SW	-		11
0085	84	08-07-14	Oblique view looking up at clerestory window	W			11
0086	85	08-07-14	Detail of northern side of oldest roller door, showing adjacent original wooden wall framing	E			10

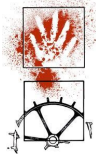


Image ID		Date	Subject	Direction looking	Exp. variant	Flash lighting	Lens focal length
Archive no. (prefix B99)	Field no.						
0087	86	08-07-14	Detail of northern side of oldest roller door, showing adjacent original wooden wall framing	E		f	10
0088	87	08-07-14	Detail of top left corner of roller door	E			35
0089	88	08-07-14	Close-up of top left corner of roller door and mechanism				85
0090	89	08-07-14	Close-up of top left corner of roller door and mechanism			f	85
0091	90	08-07-14	View of southern side of roller door, showing adjacent modern wall framing				12
0092	91	08-07-14	View of southern side of roller door, showing adjacent modern wall framing			f	12
0093	92	08-07-14	Detail of top right corner of roller door, showing mechanism				65
0094	93	08-07-14	Detail of top right corner of roller door, showing mechanism			f	65
0095	94	08-07-14	Looking upwards, detail of mechanism, looking SE				65
0096	95	08-07-14	Looking upwards, detail of mechanism, looking SE			f	65
0097	96	08-07-14	Oblique view detail of concrete footings on original east wall framing, looking NE				28
0098	97	08-07-14	Oblique view detail of original wooden framing, looking W from B99 0097 locn				35
0099	98	08-07-14	Close up detail of wood and steel framing, (evident in B99 0098)	NE			35
0100	99	08-07-14	Close up detail of wood and steel framing, (evident in B99 0098)	SE			35
0101	100	08-07-14	Close up detail of wood and steel framing, (evident in B99 0098)	SE		f	35
0102	101	08-07-14	Detail of wall framing near base of wall and bottom rail and 'I' column	NE			40
0103	102	08-07-14	Detail of broken 'I' column footing, showing two interior colour phases – modern blue overlies older (original metal primer?) dark red-brown colour				92
0104	103	08-07-14	Same locn as BB9 0103, looking upwards at roof beams showing fastening with upright				92
0105	104	08-07-14	Same locn as BB9 0103, looking upwards at join between wall frame and horizontal beam and upper portion of wall panel				86
0106	104b	08-07-14	Same locn as BB9 0103, looking upwards showing wider view of middle and upper sections of wall unit				28
0107	105	08-07-14	Detail view of makers mark on 'I' column (A.I.S. Kembla 8"x6"), and early electricity socket				28
0108	106	08-07-14	General view, looking up at top of 'I' column showing fastenings with wall frame and roof beams	SE			28
0109	107	08-07-14	Detail of top of 'I' column showing fastenings with wall frame and roof beams	SE			62
0110	108	08-07-14	Detail of top of 'I' column showing fastenings with wall frame and roof beams	SE		f	62
0111	109	08-07-14	General view of E wall showing original framing in full wall unit	E			34
0112	110	08-07-14	General view of E wall showing wall unit with S half with original framing (note possible former window aperture evidenced by framing configuration) and N half with modern framing	E			35
0113	111	08-07-14	Detail of possible former window aperture, evident in BB99 0112	E			28
0114	112	08-07-14	Detail of possible former window aperture evident in BB99 0112	E		f	28



Image ID		Date	Subject	Direction looking	Exp. variant	Flash lighting	Lens focal length
Archive no. (prefix B99)	Field no.						
0115	113	08-07-14	Detail of by-hand writing in paint on (S side) steel wall framing around possible former window	SE			50
0116	114	08-07-14	Detail of by-hand writing in paint on (S side) steel wall framing around possible former window	SE		f	50
0117	115	08-07-14	Detail of by-hand writing in paint on (N side) steel wall framing around possible former window	NE			50
0118	116	08-07-14	Detail of by-hand writing in paint on (N side) steel wall framing around possible former window	NE		f	50
0119	117	08-07-14	Oblique view across 'I' columns along E wall, giving context of column with maker's mark	NNE			28
0120	118	08-07-14	Detail view showing makers mark (BHP) on 'I' column	NNE			92
0121	119	08-07-14	View of E wall, wooden frame section with modern door insert	E			35
0122	120	08-07-14	View of E wall, wooden frame section with modern door insert (better framed photo)	E			35
0123	121	08-07-14	View of clerestory window panel	SE			28
0124	122	08-07-14	Detail of window panes in clerestory window, note two types of mesh reinforced glass	S			80
0125	123	08-07-14	View of truss beams supporting clerestory window panels	S	+		40
0126	124	08-07-14	View of truss beams supporting clerestory window panels	S			40
0127	125	08-07-14	From position B99 0065, looking NW at central column showing evidence of formerly having a hinged element (such as a gate) attached to it	NW	+		28
0128	126	08-07-14	From position B99 0065, looking NW at central column showing evidence (welded hinge components) of formerly having a hinged element (such as a gate) attached to it	NW			28
0129	127	08-07-14	From position B99 0058, looking NE at central 'I' column with wooden column bolted to its W side	NE			28
0130	128	08-07-14	From position B99 0058, looking NE at central 'I' column with wooden column bolted to its W side (wider view)	NE			28
0131	129	08-07-14	Looking E at central column shown in B99 0129-30, showing detail of old power socket	E			200
0132	130	08-07-14	Looking E at central column shown in B99 0129-30, showing detail of old power socket	E		f	200
0133	131	08-07-14	View of old power circuit board, mounted on W wall, looking W	W			34
0134	132	08-07-14	View of old power circuit board, mounted on W wall, looking W	W		f	34
0135	133	08-07-14	Detail of old power circuit board, mounted on W wall, looking W	W	-		65
0136	134	08-07-14	Detail of old power circuit board, mounted on W wall, looking W	W		f	65
0137	135	08-07-14	Northern edge of roller door with mechanism, W wall	NW			28
0138	136	08-07-14	Closer view of edge of roller door with mechanism	NW			28
0139	137	08-07-14	Detail of roller door mechanism	NW			45
0140	138	08-07-14	Detail of roller door mechanism	NW		f	45
0141	139	08-07-14	Detail of roller door mechanism from other side	SW			62
0142	140	08-07-14	Detail of roller door mechanism from other side	SW		f	62
0143	141	08-07-14	Looking up from roller door (same position as B99 0139), showing roof beams and window panels				28



Image ID		Date	Subject	Direction looking	Exp. variant	Flash lighting	Lens focal length
Archive no. (prefix B99)	Field no.						
			at junction of clerestory and E wall				
0144	142	08-07-14	General context view of now exposed metal electrical conduit along concrete floor seam	SE			28
0145	143	08-07-14	Detail of conduit	SE			50
0146	144	08-07-14	Detail of conduit	SE		f	50
0147	145	08-07-14	Upward view of roof showing mounted hook, presumed to have formerly been used for holding cables and/or ceiling lights. This is one of a line of remnant hooks still evident at intervals along a N-S axis	N			45
0148	146	08-07-14	Upward view of roof showing mounted hook, presumed to have formerly been used for holding cables and/or ceiling lights. This is one of a line of remnant hooks still evident at intervals along a N-S axis (closer)	N			120
0149	147	08-07-14	Upward view of roof showing mounted hook, presumed to have formerly been used for holding cables and/or ceiling lights. This is one of a line of remnant hooks still evident at intervals along a N-S axis (closer)	N		f	120
			Roof joins and features				
0150	148	08-07-14	Looking up at 4-way roof join at base of clerestory window panel, not at column location				45
0151	149	08-07-14	Looking up at 4-way roof join with diagonals				42
0152	150	08-07-14	Looking up at 4-way roof join, not at a column location, and adjacent to wall				50
0153	151	08-07-14	Looking upward at 6-way join at diagonal and wall brace intersect				32
0154	152	08-07-14	Looking upward at 6-way join at diagonal and wall brace intersect			f	32
0155	153	08-07-14	Looking upward at 5-way join at diagonal intersect				58
0156	154	08-07-14	Looking up at mid-truss, diagonal join with a later beam welded on				45
0157	155	08-07-14	Looking up at mid-truss, diagonal join with a later beam welded on			f	45
0158	156	08-07-14	Looking upward at central intersection of all 4 diagonals at top of central column				28
0159	157	08-07-14	Looking upward at central intersection of all 4 diagonals at top of central column			f	28
0160	158	08-07-14	Looking upward at join on wall of wall strut with horizontal beam on wall			f	92
0161	159	08-07-14	Looking upward at join on wall of wall strut with horizontal beam on wall				92
0162	160	08-07-14	Looking upward at wall join with diagonals intersecting				65
0163	161	08-07-14	Looking upward at wall join with diagonals intersecting			f	65
0164	162	08-07-14	Looking upward at 4-way join at top of column				135
0165	163	08-07-14	Looking upward at 4-way join at top of column			f	135
			Northern interior portion				
0166	1	09-07-14	General (wide) view, looking W at W wall with roller door	W			12



Image ID		Date	Subject	Direction looking	Exp. variant	Flash lighting	Lens focal length
Archive no. (prefix B99)	Field no.						
0167	2	09-07-14	General (wide) view, looking WNW at W wall with roller door and including NW corner	WNW			12
0168	3	09-07-14	General (wide) view, looking NW towards NW corner, showing X-strut cross bracing of walls either side of the corner	NW			12
0169	4	09-07-14	Closer view looking NW at NW corner showing X-strut cross bracing of walls either side of the corner	NW	+		12
0170	5	09-07-14	Closer view looking NW at NW corner showing X-strut cross bracing of walls either side of the corner	NW			
0171	6	09-07-14	General (wide) view of N wall, showing arrangement of columns	N			10
0172	7	09-07-14	General (wide) view of N wall, showing arrangement of columns	N			28
0173	8	09-07-14	Looking NE into NE corner of building	NE			10
0174	9	09-07-14	View of N wall showing arrangement of columns and roof bracing	N			10
0175	10	09-07-14	Looking E from near NW corner showing roof structure adjacent to N wall	E			20
0176	11	09-07-14	Looking E from near NW corner showing E wall and roof adjacent N and E walls	E			12
0177	12	09-07-14	Looking E showing E wall and roof	E			10
0178	13	09-07-14	Enlarged view looking E showing E wall and roof	E			20
0179	14	09-07-14	Looking towards NE corner from near W wall	NE			10
0180	15	09-07-14	Looking W at last wall panel on W wall abutting the NW corner, showing X-pattern strut bracing (no scale)	W			28
0181	16	09-07-14	Looking N at the most western panel of N wall abutting the NW corner, showing X-pattern strut bracing (no scale)	N			28
0182	17	09-07-14	Looking upward showing detail of roof bracing configuration adjacent to NW corner (this configuration repeated in all building corners)	NNW			28
0183	18	09-07-14	Looking W at last wall panel on W wall abutting the NW corner, showing X-pattern strut bracing (with scale)	W			28
0184	19	09-07-14	Looking N at the most western panel of N wall abutting the NW corner, showing X-pattern strut bracing (with scale)	N			28
0185	20	09-07-14	Looking at mid-section of N wall showing presumed former doorway (horizontal steel wall rails have been cut to make aperture, now covered), possibly evidence of original configuration with offices at the northern end, accessible from outside of building	N			28
0186	21	09-07-14	Detail (close) view of presumed former doorway, as evident in B99 0185	N			35
0187	22	09-07-14	Detail of concrete footing at locn B99 0186	NE			35
0188	23	09-07-14	Detail of upper wall framing and roof junction, including large 'I' beam/girder	NW			68
0189	24	09-07-14	Closer detail of vertical wall frame elements joining large 'I' beam/girder	NW			200



Image ID		Date	Subject	Direction looking	Exp. variant	Flash lighting	Lens focal length
Archive no. (prefix B99)	Field no.						
0190	25	09-07-14	Closer detail of smaller vertical wall frame 'I' column joining large 'I' beam/girder	NW		f	200
0191	26	09-07-14	Closer detail of larger vertical wall frame 'I' column joining large 'I' beam/girder	NW			200
0192	27	09-07-14	Closer detail of larger vertical wall frame 'I' column joining large 'I' beam/girder	NW		f	200
0193	28	09-07-14	Looking WNW across floor at edge of concrete floor with bitumen. The concrete indicates the extent of former walled rooms (Offices?) at the northern end of the building. Note also infilled trenches which probably indicate former wall partitions.	WNW			28
0194	28b	09-07-14	Looking WNW across floor at edge of concrete floor with bitumen. The concrete indicates the extent of former walled rooms (Offices?) at the northern end of the building. Note also infilled trenches which probably indicate former wall partitions.	WNW		f	28
0195	29	09-07-14	Looking upward and SE at window panels in clerestory	SE			28
0196	30	09-07-14	Looking E, angled downwards, at raised concrete floor within bitumen floor, marked on Defence refurbishment plan as 'ex-spray paint booth'	E			10
0197	31	09-07-14	Detail of floor, looking NW at raised concrete floor with ramped sections	NW			10
0198	32	09-07-14	Detail of floor, looking NE at raised concrete section	NE			10
0199	33	09-07-14	Looking straight up showing detail of wooden gutter at base of clerestory window framing, note missing diagonal strut (top right)				10
0200	34	09-07-14	Just SE of locn for B99 0199, angled upwards, looking NW, showing context of roof elements shown in B99 0199	NW			10
0201	35	09-07-14	Looking SE at 3 rd major column in E wall S of NE corner, which displays an area of older paint (not covered by the modern blue paint), showing an earlier sequence of interior colours – bare metal, covered by dark red (surface primer), covered by light green, covered by dark green (up to a height of 1.6m), covered by modern blue. The dark green appears to have been applied up to a mid-wall height, beyond which the light green continued.	SE			35
0202	36	09-07-14	As for B99 0201, with flash	SE		f	35
0203	37	09-07-14	Closer view of B99 0201	SE			35
0204	38	09-07-14	Closer view of B99 0201	SE		f	35
0205	39	09-07-14	Close-up of remnant paint in B99 0201				35
0206	40	09-07-14	Close-up of remnant paint in B99 0201			f	35
Exterior images							
0207	41	09-07-14	Looking NE, obliquely at W wall and towards NW corner of building	NE			12
0208	42	09-07-14	Looking NE, obliquely at W wall and towards NW corner of building	NE			20
0209	43	09-07-14	Looking SE, obliquely at W wall and towards SW corner of building	SE			20
0210	44	09-07-14	Looking SE, obliquely at W wall and towards SW corner of building	SE			10
0211	45	09-07-14	Wide view, looking E at W wall	E	+		10



Image ID		Date	Subject	Direction looking	Exp. variant	Flash lighting	Lens focal length
Archive no. (prefix B99)	Field no.						
0212	46	09-07-14	Closer view. Looking E at northern portion of W wall	E			20
0213	47	09-07-14	Closer view. Looking E at southern portion of W wall	E			20
0214	48	09-07-14	Mid portion of Western wall, showing group of roller doors	E	+		20
0215	49	09-07-14	Wider view of W wall, showing all but far N and S ends	E			10
0216	50	09-07-14	Closer view of group of roller doors on W wall	E			18
0217	51	09-07-14	Oblique view, looking NNE, showing extensive concrete paving on W side of building, note drainage features	NNE			10
0218	52	09-07-14	Detail of drainage grate in paving, evident in B99 0217	NNE			20
0219	53	09-07-14	Looking SE at SW corner of building, showing recent addition of a toilet facilities	SE			20
0220	54	09-07-14	Looking SE at SW corner of building, showing recent addition of a toilet facilities	SE			10
0221	55	09-07-14	Looking E at Southern portion of W wall and SW corner	E			10
0222	56	09-07-14	Looking E at Southern portion of W wall and SW corner	E			20
0223	57	09-07-14	Looking NE at whole of building	NE			20
0224	58	09-07-14	Wider view of whole building, looking NE	NE			10
0225	59	09-07-14	Looking NNE at southern face of building, from near SW corner	NNE			10
0226	60	09-07-14	Looking NNE at southern face of building, from near SW corner	NNE	+		20
0227	61	09-07-14	Looking NNE at southern face of building, from near SW corner	NNE			20
	62	09-07-14	[no. recorded in error, no corresponding image]				
0228	63	09-07-14	Looking N at S face of building	N			12
0229	64	09-07-14	Looking N at S face of building	N	+		12
0230	65	09-07-14	Oblique view, looking W across cyclone mesh boundary fence marking S boundary of B99 precinct (this is remembered as the original route from B99 to the Sergeants mess) no scale	W			17
0231	66	09-07-14	Oblique view, looking W across cyclone mesh boundary fence marking S boundary of B99 precinct (this is remembered as the original route from B99 to the Sergeants mess) with scale	W			17
0232	67	09-07-14	Looking N at Eastern portion of southern building face, showing concrete paving where paint shops 1 & 2 were situated prior to demolition	N			10
0233	68	09-07-14	Detail of southern face wall and clerestory windows	N			20
0234	69	09-07-14	Looking NW at SE corner of building	NW			10
0235	70	09-07-14	Looking NNW, obliquely across E Wall of building	NNW			10
0236	71	09-07-14	Wider view, looking NW, obliquely across E Wall of building (as for B99 0234, but with scale)	NW			10
0237	72	09-07-14	Looking WNW obliquely across S wall from near SE corner of building	WNW	-		18
0238	73	09-07-14	Looking NW obliquely across whole of E face of building	NW			20

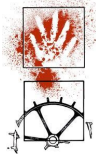


Image ID		Date	Subject	Direction looking	Exp. variant	Flash lighting	Lens focal length
Archive no. (prefix B99)	Field no.						
0239	74	09-07-14	Angled down view of concrete platform adjacent to S wall, showing traces of former wall alignments and floor drainage of Paint Shop 2	WNW			10
0240	75	09-07-14	Angled down view of concrete platform adjacent to S wall, showing traces of former wall alignments and floor drainage of Paint Shops 1 & 2	NW			10
0241	1	10-7-14	From same position as photo 69 from 09-07-14, looking at whole building	NW	+		10
0242	2	10-7-14	From same position as photo 69 from 09-07-14, looking at whole building	NW			10
0243	3	10-7-14	From same position as photo 69 from 09-07-14, looking at eastern side of building	NNW	-		20
0244	4	10-7-14	From same position as photo 69 from 09-07-14, looking at eastern side of building	NNW			20
0245	5	10-7-14	Southeast end of east face	W			15
0246	6	10-7-14	Middle of east face	NW			
0247	7	10-7-14	Mid-section of east face	W			
0248	8	10-7-14	Mid-section of east face	NW			
0249	9	10-7-14	Mid-section of east face	W			
0250	10	10-7-14	Northeast corner of east face	NE	+		
0251	11	10-7-14	Northeast corner of east face	NE			
0252	12	10-7-14	Same position looking along east face	SW	-		
0253	13	10-7-14	Same position looking along east face	SW			
0254	14	10-7-14	Same position looking along east face	SW	-		
0255	15	10-7-14	Looking along northern section of east face from northeast corner	SW	-		
0256	16	10-7-14	Looking along northern section of east face from northeast corner, exposure corrected	SW			
0257	17	10-7-14	Same position, angled down at paving near northeast corner	SSW			
0258	18	10-7-14	Same position, angled down at paving near northeast corner	SSW	-		
0259	19	10-7-14	Same position, looking at mid-section of east face	SW			
0260	20	10-7-14	Same position, looking at mid-section of east face	SW	-		
0261	21	10-7-14	Detail of door tracks with upright plates, presumed to be door-stoppers. Thick central rail flanked by two heavily rusted metal strips (possible additional rails). Photo angled downward, vertical format, looking along tracks.	N			
0262	22	10-7-14	Detail of door tracks with upright plates, presumed to be door-stoppers. Thick central rail flanked by two heavily rusted metal strips (possible additional rails). Photo angled downward, vertical format, looking along tracks. Exposure Corrected	N	+		
0263	23	10-7-14	Detail of door tracks with upright plates, presumed to be door-stoppers. Thick central rail flanked by two heavily rusted metal strips (possible additional rails). Photo angled downward, vertical format, looking along tracks.	N			



Image ID		Date	Subject	Direction looking	Exp. variant	Flash lighting	Lens focal length
Archive no. (prefix B99)	Field no.						
0264	24	10-7-14	Detail of door tracks with upright plates, presumed to be door-stoppers. Thick central rail flanked by two heavily rusted metal strips (possible additional rails). Photo angled downward, vertical format, looking along tracks. New Lens.	N	-		
0265	25	10-7-14	Detail of door tracks with upright plates, presumed to be door-stoppers. Thick central rail flanked by two heavily rusted metal strips (possible additional rails). Photo angled downward, vertical format, looking along tracks.	N			
0266	26	10-7-14	At northeast corner, angled down. Detail of end of door-rails.			✓	
0267	27	10-7-14	At northeast corner, angled down. Detail of end of door-rails.		-		
0268	28	10-7-14	At northeast corner, angled directly down onto rail end				
0269	29	10-7-14	At northeast corner, angled directly down onto rail end			✓	
0270	30	10-7-14	Looking at east face roofline - detail of spout at end of box gutter. Representative of all spouts. General shot including window panel also	W			60
0271	31	10-7-14	Closer shot of above position - detail of window panes				180
0272	32	10-7-14	Detail of box gutter spout, same position				180
0273	33	10-7-14	Same position with scale, roofline and light	SW			50
0274	34	10-7-14	Same position without scale	SW	+		50
0275	35	10-7-14	Detail of light. As Above.	SW			105
0276	36	10-7-14	Looking at mid-section of east face, showing tele cable attachments	W			28
0277	37	10-7-14	Detail of cut through track - not an original end, a post- construction cut. NOTE concrete paving extends around the cut, so concrete paving is post cut and therefore post construction				
0278	38	10-7-14	Similar position, looking at cut through track	W			
0279	39	10-7-14	Looking at south section of east face showing end roller door	SW			28
0280	40	10-7-14	Angled down, showing end of door rails and infilling in old door-rail track	N			11
0281	41	10-7-14	Sequence of different service installation at end of door-rail, similar position as above. Angled down.	W			
0282	42	10-7-14	Similar position as above, looking at end of door rail track. Angled down.	SW			
0283	43	10-7-14	Similar position as above, looking at concrete infills and service installations. Angled down.	W			
0284	44	10-7-14	As above, services and infills. Angled down.	W			28
0285	45	10-7-14	As above, services and infills. Angled down.	W		✓	28
0286	46	10-7-14	As above, looking at end of track. Angled down.	W			
0287	47	10-7-14	As above, looking at end of track. Angled down.	W		✓	
0288	48	10-7-14	Looking at south face, angled upwards at window panel	N			



Image ID	Date	Subject	Direction looking	Exp. variant	Flash lighting	Lens focal length
Archive no. (prefix B99)	Field no.					
0289	49	10-7-14	Looking at south face, angled upwards at window panel	N	+	
0290	50	10-7-14	Looking directly up at south face. Detail of steel rails between window panes			
0291	51	10-7-14	Same position as above, looking along south face. Oblique shot across window panel. Angle upward	WNW		
0292	52	10-7-14	Context of rail on west face of building			20
0293	53	10-7-14	Context of rail on west face of building, angled down. Detail of rail - one of the best preserved sections			28
0294	54	10-7-14	Detail of rails from above, angled down	E		
0295	55	10-7-14	Detail of rails from above, angled down	E		✓
0296	56	10-7-14	Detail of rails with possible remnant stop-feature on the rails, angled down	E		✓
0297	57	10-7-14	As above looking straight down on possible remnant stop-feature	E		
0298	58	10-7-14	As above looking straight down on possible remnant stop-feature	E		✓
0299	58b	10-7-14	As above looking straight down on possible remnant stop-feature			
0300	59	10-7-14	Looking across building in southern section. Window panel and line of hooks welded to roof beams	E		35
		Supplementary interior and exterior images				
0301	60	10-7-14	Detail of roof join with hook, same position (out of focus)	E		190
0302	61	10-7-14	Detail of roof join with hook, same position. Focus corrected	E		190
0303	62	10-7-14	Detail of roof join with hook, same position.	E		✓ 190
0304	63	10-7-14	Looking to southeast corner, context shot for old light fitting	SE		28
0305	64	10-7-14	Looking to southeast corner, detail of old light fitting on roof truss (i.e. not on modern light-rail)	SE		200
0306	65	10-7-14	Looking to southeast corner, detail of light fitting on roof truss (i.e. not on modern light-rail). Better background	SE		200
0307	66	10-7-14	Looking to southeast corner, detail of light fitting on roof truss (i.e. not on modern light-rail). Better background	SE		✓ 200
0308	67	10-7-14	Wide view of building from southwest corner	NE		28
0309	68	10-7-14	Wide view of building from southwest corner, wide angle	NE		10
0310	69	10-7-14	Wide view of building from southwest corner, wide angle, elevated shot taken from staircase	NE		10
0311	70	10-7-14	Same position as above, looking up at insulation on roof and later roof beams in southwest corner. Roof beams have been replaced with large I-beams	NE		
0312	71	10-7-14	Shot looking at 3-door section, to match old archive photo	NE		28
0313	72	10-7-14	Shot looking at 3-door section, to match old archive photo, without car in frame	NE	+	28
0314	73	10-7-14	Shot looking at 3-door section, to match old archive photo, without car in frame	NE		28















Image ID		Date	Subject	Direction looking	Exp. variant	Flash lighting	Lens focal length
Archive no. (prefix B99)	Field no.						
0315	74	10-7-14	Looking at south side of building to replicate approximate location of old archive photo	SE			20
0316	75	10-7-14	Repeat of B99 0223 with correct exposure	NE			17
0317	76	10-7-14	Repeat of B99 0223 with correct exposure	NE	-		17
0318	77	10-7-14	Looking obliquely along south wall from near SW corner of building	NNE			17
0319	78	10-7-14	Looking obliquely along south wall from near SW corner of building	NNE			20
0320	79	10-7-14	Same position, looking at southwest corner of building	NE			20
0321	80	10-7-14	Distanced view of whole building, looking towards southwest corner	NE			30
0322	81	10-7-14	Distance view of whole building, looking towards southeast corner	NNW	+		28
0323	82	10-7-14	Distance view of whole building, looking towards southeast corner	NNW			28
0324	83	10-7-14	Wide view of whole building, from west	ESE			13
0325	84	10-7-14	Wide view of whole building, from northwest	SE			20
0326	85	10-7-14	View of whole building, from northeast	SW			20
0327	86	10-7-14	View of whole building, from northeast	SE	-		20
	87	10-7-14	[recorded in error, no photo with this no.]				31
0328	88	10-7-14	View of NE portion of building, from northeast, replicating photo from archives	SE	+		31
0329	89	10-7-14	View of whole portion of building, from northeast, replicating photo from archives	SE			
0330	1	24-07-14	Recreation of 1945 photo position/outlook, looking SE at NW corner of building B99 (ISO 12500)	SE			18
0331	2	24-07-14	Recreation of 1945 photo position/outlook, looking SE at NW corner of building B99 (ISO 850)	SE			18
0332	3	24-07-14	Northern end of B99 building	E			18
0333	4	24-07-14	Northern end of B99 building	E	+		18
0334	5	24-07-14	Looking towards road entrance N of B99	ENE			10
0335	6	24-07-14	Looking SE at NW corner of building B99	SE			10
0336	10	24-07-14	Looking S at N face of B99 and trees	S			10
0337	11	24-07-14	Looking S at N face of B99 and trees	S	-		10
0338	12	24-07-14	Looking SSW at N face of B99	SSW			14

















9.4 Photographic Thumbnail Compendium


















		
B99 0001	B99 0002	B99 0003
		
B99 0004	B99 0005	B99 0006
		
B99 0007	B99 0008	B99 0009
		
B99 0010	B99 0011	B99 0012
		
B99 0013	B99 0014	B99 0015


















		
B99 0016	B99 0017	B99 0018
		
B99 0019	B99 0020	B99 0021
		
B99 0022	B99 0023	B99 0024
		
B99 0025	B99 0026	B99 0027
		
B99 0028	B99 0029	B99 0030


















		
B99 0031	B99 0032	B99 0033
		
B99 0034	B99 0035	B99 0036
		
B99 0037	B99 0038	B99 0039
		
B99 0040	B99 0041	B99 0042
		
B99 0043	B99 0044	B99 0045



		
B99 0046	B99 0047	B99 0048
		
B99 0049	B99 0050	B99 0051
		
B99 0052	B99 0053	B99 0054
		
B99 0055	B99 0056	B99 0057
		
B99 0058	B99 0059	B99 0060



		
B99 0061	B99 0062	B99 0063
		
B99 0064	B99 0065	B99 0066
		
B99 0067	B99 0068	B99 0069
		
B99 0070	B99 0071	B99 0072
		
B99 0073	B99 0074	B99 0075



		
B99 0076	B99 0077	B99 0078
		
B99 0079	B99 0080	B99 0081
		
B99 0082	B99 0083	B99 0084
		
B99 0085	B99 0086	B99 0087
		
B99 0088	B99 0089	B99 0090


















		
B99 0091	B99 0092	B99 0093
		
B99 0094	B99 0095	B99 0096
		
B99 0097	B99 0098	B99 0099
		
B99 0100	B99 0101	B99 0102
		
B99 0103	B99 0104	B99 0105


















		
B99 0106	B99 0107	B99 0108
		
B99 0109	B99 0110	B99 0111
		
B99 0112	B99 0113	B99 0114
		
B99 0115	B99 0116	B99 0117
		
B99 0118	B99 0119	B99 0120
















		
B99 0121	B99 0122	B99 0123
		
B99 0124	B99 0125	B99 0126
		
B99 0127	B99 0128	B99 0129
		
B99 0130	B99 0131	B99 0132
		
B99 0133	B99 0134	B99 0135


















		
B99 0136	B99 0137	B99 0138
		
B99 0139	B99 0140	B99 0141
		
B99 0142	B99 0143	B99 0144
		
B99 0145	B99 0146	B99 0147
		
B99 0148	B99 0149	B99 0150


















		
B99 0151	B99 0152	B99 0153
		
B99 0154	B99 0155	B99 0156
		
B99 0157	B99 0158	B99 0159
		
B99 0160	B99 0161	B99 0162
		
B99 0163	B99 0164	B99 0165



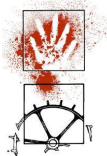
		
B99 0166	B99 0167	B99 0168
		
B99 0169	B99 0170	B99 0171
		
B99 0172	B99 0173	B99 0174
		
B99 0175	B99 0176	B99 0177
		
B99 0178	B99 0179	B99 0180


















		
B99 0181	B99 0182	B99 0183
		
B99 0184	B99 0185	B99 0186
		
B99 0187	B99 0188	B99 0189
		
B99 0190	B99 0191	B99 0192
		
B99 0193	B99 0194	B99 0195



		
B99 0196	B99 0197	B99 0198
		
B99 0199	B99 0200	B99 0201
		
B99 0202	B99 0203	B99 0204
		
B99 0205	B99 0206	B99 0207
		
B99 0208	B99 0209	B99 0210


















		
B99 0211	B99 0212	B99 0213
		
B99 0214	B99 0215	B99 0216
		
B99 0217	B99 0218	B99 0219
		
B99 0220	B99 0221	B99 0222
		
B99 0223	B99 0224	B99 0225



		
B99 0226	B99 0227	B99 0228
		
B99 0229	B99 0230	B99 0231
		
B99 0232	B99 0233	B99 0234
		
B99 0235	B99 0236	B99 0237
		
B99 0238	B99 0239	B99 0240



		
B99 0241	B99 0242	B99 0243
		
B99 0244	B99 0245	B99 0246
		
B99 0247	B99 0248	B99 0249
		
B99 0250	B99 0251	B99 0252
		
B99 0253	B99 0254	B99 0255


















B99 0256	B99 0257	B99 0258
B99 0259	B99 0260	B99 0261
B99 0262	B99 0263	B99 0264
B99 0265	B99 0266	B99 0267
B99 0268	B99 0269	B99 0270

















		
B99 0271	B99 0272	B99 0273
		
B99 0274	B99 0275	B99 0276
		
B99 0277	B99 0278	B99 0279
		
B99 0280	B99 0281	B99 0282
		
B99 0283	B99 0284	B99 0285



		
B99 0286	B99 0287	B99 0288
		
B99 0289	B99 0290	B99 0291
		
B99 0292	B99 0293	B99 0294
		
B99 0295	B99 0296	B99 0297
		
B99 0298	B99 0299	B99 0300



		
B99 0301	B99 0302	B99 0303
		
B99 0304	B99 0305	B99 0306
		
B99 0307	B99 0308	B99 0309
		
B99 0310	B99 0311	B99 0312
		
B99 0313	B99 0314	B99 0315



		
B99 0316	B99 0317	B99 0318
		
B99 0319	B99 0320	B99 0321
		
B99 0322	B99 0323	B99 0324
		
B99 0325	B99 0326	B99 0327
		
B99 0328	B99 0329	B99 0330



		
B99 0331	B99 0332	B99 0333
		
B99 0334	B99 0335	B99 0336
		
B99 0337	B99 0338	