

fitzpatrick + partners

MAIN WORKS SSDA DRAWING SET

Liverpool Health & Academic Precinct
Elizabeth Street, Liverpool NSW

Revision: **07**
7TH May 2020

Partners
James Fitzpatrick
Paul Reidy
Rod Pindar

Principals
Brian Cunningham
Sergio Azevedo

Senior Associates
Jze Gan
Kiran Jagdev
Matthew Mar
Joanna Murchison
Elizabeth Need

Associates
Emma Bond
Pei-Lin Cheah
Jessica Rodham
Quincy Ye

Studio Manager
Melissa Edwards

Nominated Architects in NSW
James Fitzpatrick 9303
Rod Pindar 9019

A Level 6, 156 Clarence St
Sydney NSW 2000

P +61 2 8274 8200

E enquiries@fitzpatrickpartners.com

W fitzpatrickpartners.com

ABN 19 081 636 900



MAIN WORKS - SSDA - DRAWING LIST


	COVER		
A-SSDA-MW-01	DRAWING LIST	A-SSDA-MW-40	VISUAL IMPACT ASSESSMENT
A-SSDA-MW-02	LOCATION PLAN	A-SSDA-MW-41	VISUAL IMPACT ASSESSMENT
A-SSDA-MW-03	EXISTING SITE PLAN	A-SSDA-MW-42	VISUAL IMPACT ASSESSMENT
A-SSDA-MW-04	BUILDING DEMOLITION PLAN		
A-SSDA-MW-05	BASEMENT DEMOLITION PLAN		
A-SSDA-MW-06	SITE PLAN		
A-SSDA-MW-07	BASEMENT		
A-SSDA-MW-08	GROUND PLAN		
A-SSDA-MW-09	LEVEL 1		
A-SSDA-MW-10	LEVEL 2		
A-SSDA-MW-11	LEVEL 3		
A-SSDA-MW-12	LEVEL 4		
A-SSDA-MW-13	LEVEL 5		
A-SSDA-MW-14	LEVEL 6 - PLANT		
A-SSDA-MW-15	ROOF		
A-SSDA-MW-16	SECTION THROUGH NORTH IPU TOWER		
A-SSDA-MW-17	SECTION THROUGH EXISTING BUNKER		
A-SSDA-MW-18	SECTION THROUGH SOUTH IPU TOWER		
A-SSDA-MW-19	SECTION THROUGH MAIN ENTRY		
A-SSDA-MW-20	SECTION THROUGH ELIZABETH STREET		
A-SSDA-MW-21	SECTION THROUGH CAMPBELL STREET		
A-SSDA-MW-22	NORTH ELEVATION		
A-SSDA-MW-23	EAST ELEVATION 01		
A-SSDA-MW-24	EAST ELEVATION 02		
A-SSDA-MW-25	WEST ELEVATION 01		
A-SSDA-MW-26	WEST ELEVATION 02		
A-SSDA-MW-27	SOUTH ELEVATION - EXISTING BUILDINGS		
A-SSDA-MW-28	SOUTH ELEVATION		
A-SSDA-MW-29	SOUTH ELEVATION - NEW AMBULANCE STATION		
A-SSDA-MW-30	FACADE DETAIL SECTION IPU TOWER		
A-SSDA-MW-31	FACADE DETAIL SECTION PODIUM		
A-SSDA-MW-32	FACADE DETAIL SECTION BRICK		
A-SSDA-MW-33	SCHEDULE OF FINISHES: SOUTH WEST VIEW		
A-SSDA-MW-34	SCHEDULE OF FINISHES: EAST VIEW		
A-SSDA-MW-35	3D VIEW: CORNER OF GOULBURN AND ELIZABETH ST		
A-SSDA-MW-36	3D VIEW: CORNER OF GOULBURN AND CAMPBELL ST		
A-SSDA-MW-37	3D VIEW: FORBES STREET COURTYARD		
A-SSDA-MW-38	SHADOW DIAGRAMS		
A-SSDA-MW-39	VISUAL IMPACT ASSESSMENT		

AMENDMENTS

REV.	DATE	DESCRIPTION
04	17/01/20	FOR REVIEW
05	23/01/20	FOR REVIEW
06	24/04/20	FOR REVIEW
07	07/05/20	SSDA SUBMISSION

CHK
RP
RP
RP
RP

PROJECT
LIVERPOOL HEALTH & ACADEMIC PRECINCT
ELIZABETH STREET LIVERPOOL NSW
CLIENT
HEALTH INFRASTRUCTURE
14/77 PACIFIC HWY, NORTH SYDNEY NSW 2060


PROJECT NORTH SCALE

25mm ON ORIGINAL


DRAWING DRAWING LIST	PROJECT NO. 21807	DRAWING NO. A-SSDA-MW-01	ISSUE 07
PRINT DATE 8/05/2020	STATUS SSDA SUBMISSION		

KEY SITES

- 01. westfield liverpool
- 02. liverpool public high schools
- 03. tafe liverpool
- 04. all saints catholic collage
- 05. liverpool public school
- 06. liverpool bus depot
- 07. university of western sydney
- 08. sydney southwest private hospital



 site boundary

 health administration
corporation owned sites

fitzpatrick+partners


© Copyright 2018
p. +61 (0)2 8274 8200 w. www.fitzpatrickpartners.com
a. LEVEL 6, 156 CLARENCE STREET, SYDNEY 2000, AUSTRALIA

THIS DRAWING IS ISSUED UPON THE CONDITION IT IS NOT COPIED, REPRODUCED, RETAINED OR DISCLOSED TO ANY UNAUTHORISED PERSON EITHER WHOLLY OR IN PART WITHOUT PRIOR CONSENT IN WRITING OF fitzpatrick+partners
DO NOT SCALE DRAWINGS. CHECK DIMENSIONS BEFORE COMMENCING WORK.
DRAWINGS SHOW DESIGN INTENT ONLY. SHOP DRAWINGS ARE TO BE PROVIDED FOR APPROVAL PRIOR TO CONSTRUCTION OR MANUFACTURE. INCONSISTENCIES ARE TO BE REPORTED TO fitzpatrick + partners.


AMENDMENTS	REV.	DATE	DESCRIPTION
04	17/01/20	FOR REVIEW	
05	23/01/20	FOR REVIEW	
06	24/04/20	FOR REVIEW	
07	07/05/20	SSDA SUBMISSION	

CHK	PROJECT
RP	LIVERPOOL HEALTH & ACADEMIC PRECINCT
RP	ELIZABETH STREET LIVERPOOL NSW
RP	CLIENT
RP	HEALTH INFRASTRUCTURE
RP	14/77 PACIFIC HWY, NORTH SYDNEY NSW 2060

PROJECT NORTH



SCALE



25mm ON ORIGINAL

DRAWING

LOCATION PLAN

PRINT DATE

8/05/2020

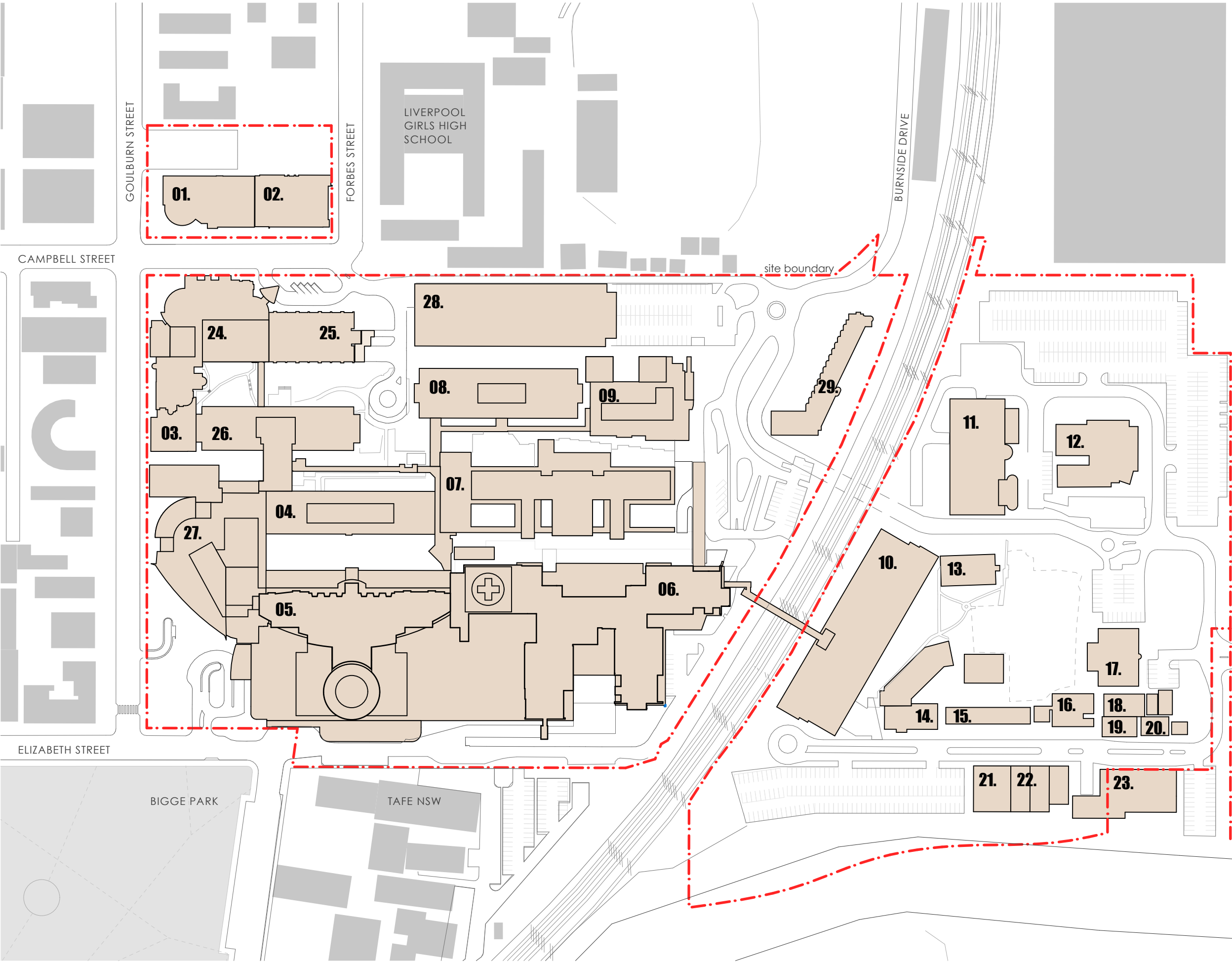
PROJECT NO.	DRAWING NO.	ISSUE
21807	A-SSDA-MW-02	07
STATUS		
SSDA SUBMISSION		

LEGEND

- 01. health services building
- 02. ingham building
- 03. oncology bunkers
- 04. caroline chisholm
- 05. old clinical services building
- 06. new clinical services bld
- 07. mental health centre
- 08. don everett building
- 09. brain injury unit
- 10. P4 multi-storey car park
- 11. central energy building
- 12. ngara health education
- 13. bungala building
- 14. child care centre
- 15. staff education training
- 16. physical recources
- 17. admin building
- 18. multicultural health services
- 19. biu admin
- 20. biu nursing area
- 21. interpret building
- 22. store shed
- 23. isd swsahs
- 24. cancer building
- 25. pathology building
- 26. alex grimson
- 27. thomas & rachael moore edu. centre
- 28. P2 car park
- 29. ron dunbier

site boundary

existing buildings



fitzpatrick+partners

© Copyright 2018
p. +61 (0)2 8274 8200 w. www.fitzpatrickpartners.com
a. LEVEL 6, 156 CLARENCE STREET, SYDNEY 2000, AUSTRALIA

THIS DRAWING IS ISSUED UPON THE CONDITION IT IS NOT COPIED, REPRODUCED, RETAINED OR DISCLOSED TO ANY UNAUTHORISED PERSON EITHER WHOLLY OR IN PART WITHOUT PRIOR CONSENT IN WRITING OF fitzpatrick+partners.
DO NOT SCALE. DRAWINGS. CHECK DIMENSIONS BEFORE COMMENCING WORK.
DRAWINGS SHOW DESIGN INTENT ONLY. SHOP DRAWINGS ARE TO BE PROVIDED FOR APPROVAL PRIOR TO CONSTRUCTION OR MANUFACTURE. INCONSISTENCIES ARE TO BE REPORTED TO fitzpatrick + partners.

AMENDMENTS	REV.	DATE	DESCRIPTION
	04	17/01/20	FOR REVIEW
	05	23/01/20	FOR REVIEW
	06	24/04/20	FOR REVIEW
	07	07/05/20	SSDA SUBMISSION

CHK
RP
RP
RP
RP

PROJECT
LIVERPOOL HEALTH & ACADEMIC PRECINCT
ELIZABETH STREET LIVERPOOL NSW

CLIENT
HEALTH INFRASTRUCTURE
14/77 PACIFIC HWY, NORTH SYDNEY NSW 2060

PROJECT NORTH SCALE
1:2000 @A3

25mm ON ORIGINAL




DRAWING
EXISTING SITE PLAN

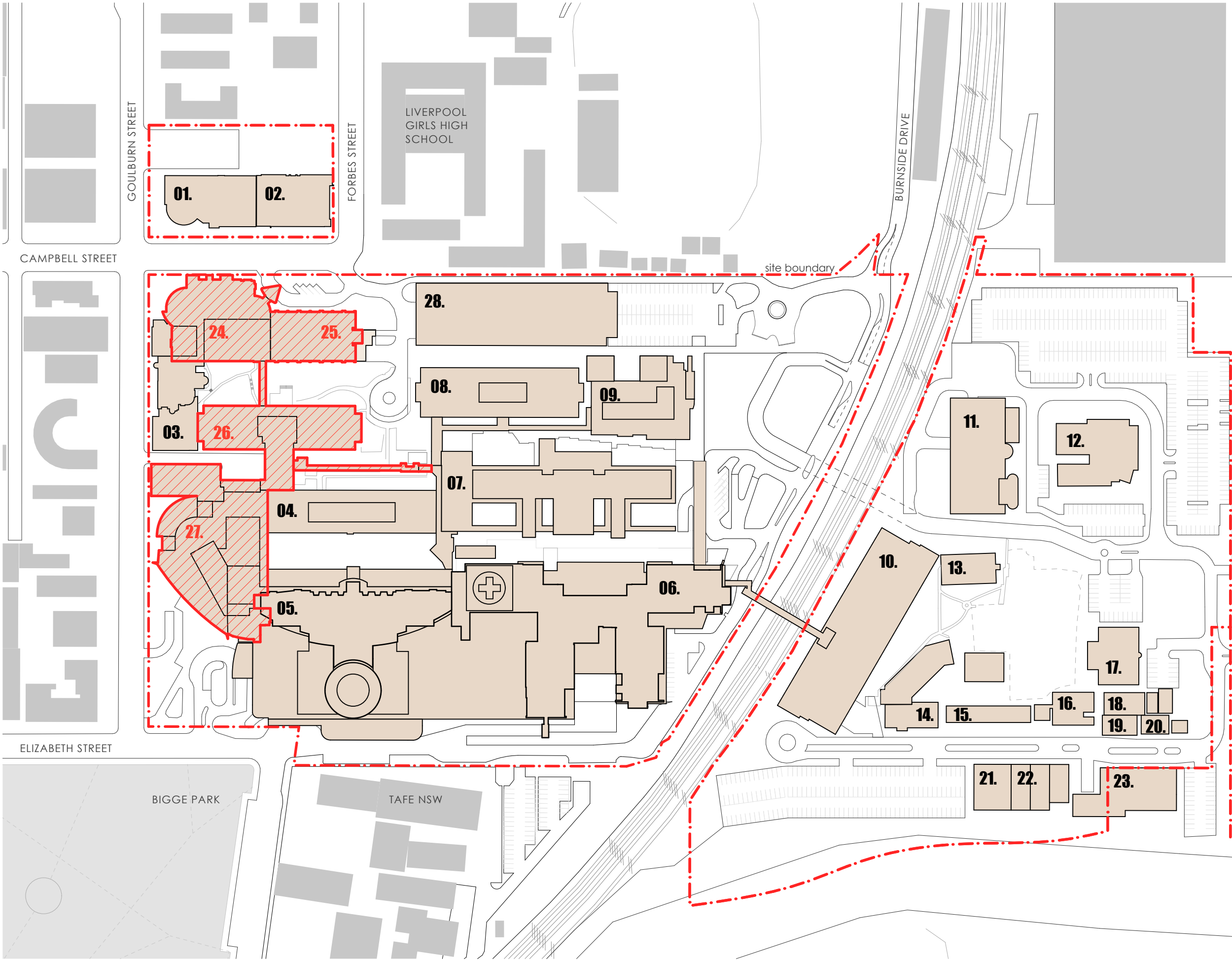
PRINT DATE
8/05/2020

PROJECT NO. 21807	DRAWING NO. A-SSDA-MW-03	ISSUE 07
STATUS SSDA SUBMISSION		

LEGEND

- 01. health services building
- 02. ingham building
- 03. oncology bunkers
- 04. caroline chisholm
- 05. old clinical services building
- 06. new clinical services bld
- 07. mental health centre
- 08. don everett building
- 09. brain injury unit
- 10. P4 multi-storey car park
- 11. central energy building
- 12. ngara health education
- 13. bungala building
- 14. child care centre
- 15. staff education training
- 16. physical resources
- 17. admin building
- 18. multicultural health services
- 19. biu admin
- 20. biu nursing area
- 21. interpret building
- 22. store shed
- 23. isd swsahs
- 24. cancer building
- 25. pathology building
- 26. alex grimson
- 27. thomas & rachael moore education centre
- 28. P2 car park

-  buildings to be demolished
-  site boundary
-  existing buildings





fitzpatrick+partners

© Copyright 2018
p. +61 (0)2 8274 8200 w. www.fitzpatrickpartners.com
a. LEVEL 6, 156 CLARENCE STREET, SYDNEY 2000, AUSTRALIA

THIS DRAWING IS ISSUED UPON THE CONDITION IT IS NOT COPIED, REPRODUCED, RETAINED OR DISCLOSED TO ANY UNAUTHORISED PERSON EITHER WHOLLY OR IN PART WITHOUT PRIOR CONSENT IN WRITING OF fitzpatrick+partners.
DO NOT SCALE DRAWINGS. CHECK DIMENSIONS BEFORE COMMENCING WORK.
DRAWINGS SHOW DESIGN INTENT ONLY. SHOP DRAWINGS ARE TO BE PROVIDED FOR APPROVAL PRIOR TO CONSTRUCTION OR MANUFACTURE. INCONSISTENCIES ARE TO BE REPORTED TO fitzpatrick + partners.

AMENDMENTS	REV.	DATE	DESCRIPTION
04	17/01/20	FOR REVIEW	
05	23/01/20	FOR REVIEW	
06	24/04/20	FOR REVIEW	
07	07/05/20	SSDA SUBMISSION	

CHK	PROJECT
RP	LIVERPOOL HEALTH & ACADEMIC PRECINCT
RP	ELIZABETH STREET LIVERPOOL NSW
RP	CLIENT
RP	HEALTH INFRASTRUCTURE
	14/77 PACIFIC HWY, NORTH SYDNEY NSW 2060

PROJECT NORTH	SCALE
	1:2000 @A3
	
25mm ON ORIGINAL	

DRAWING
BUILDING DEMOLITION PLAN
PRINT DATE
8/05/2020

PROJECT NO.	DRAWING NO.	ISSUE
21807	A-SSDA-MW-04	07
STATUS		
SSDA SUBMISSION		

LEGEND

- 01. health services building
- 02. ingham building
- 03. oncology bunkers
- 04. caroline chisholm
- 05. old clinical services building
- 06. new clinical services bld
- 07. mental health centre
- 08. don everett building
- 09. brain injury unit
- 10. P4 multi-storey car park
- 11. central energy building
- 12. ngara health education
- 13. bungala building
- 14. child care centre
- 15. staff education training
- 16. physical recources
- 17. admin building
- 18. multicultural health services
- 19. biu admin
- 20. biu nursing area
- 21. interpret building
- 22. store shed
- 23. isd swsahs
- 24. cancer building
- 25. pathology building
- 26. alex grimson
- 27. thomas & rachael moore
- education centre
- 28. P2 car park

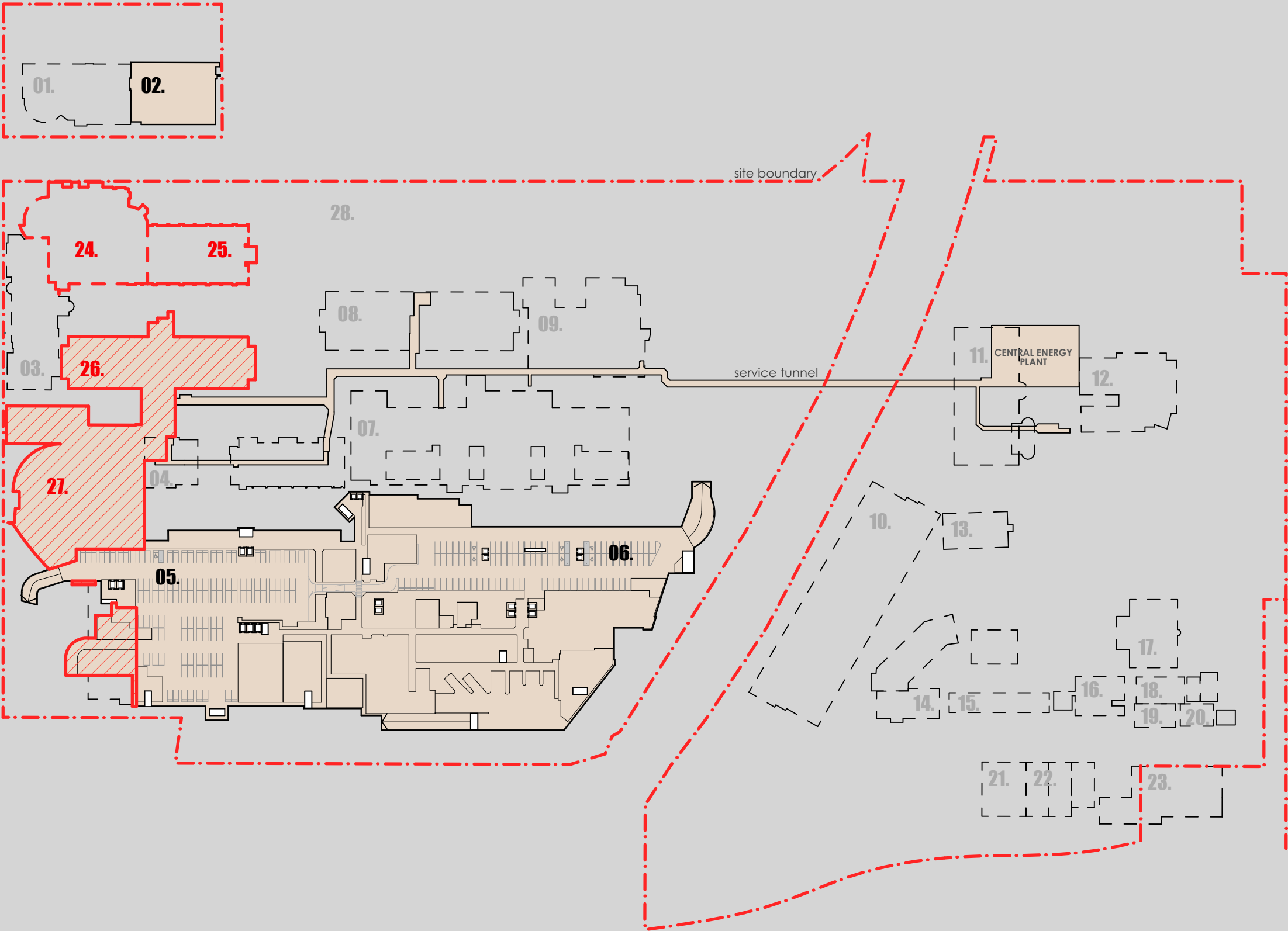
buildings above shown dotted

buildings above to be demolished

basement to be demoslshed

site boundary

existing buildings



fitzpatrick+partners

© Copyright 2018
p. +61 (0)2 8274 8200 w. www.fitzpatrickpartners.com
a. LEVEL 6, 156 CLARENCE STREET, SYDNEY 2000, AUSTRALIA

THIS DRAWING IS ISSUED UPON THE CONDITION IT IS NOT COPIED, REPRODUCED, RETAINED OR DISCLOSED TO ANY UNAUTHORISED PERSON EITHER WHOLLY OR IN PART WITHOUT PRIOR CONSENT IN WRITING OF fitzpatrick+partners.
DO NOT SCALE DRAWINGS. CHECK DIMENSIONS BEFORE COMMENCING WORK.
DRAWINGS SHOW DESIGN INTENT ONLY. SHOP DRAWINGS ARE TO BE PROVIDED FOR APPROVAL PRIOR TO CONSTRUCTION OR MANUFACTURE.
INCONSISTENCIES ARE TO BE REPORTED TO fitzpatrick + partners.

AMENDMENTS	REV.	DATE	DESCRIPTION
04	17/01/20	FOR REVIEW	
05	23/01/20	FOR REVIEW	
06	24/04/20	FOR REVIEW	
07	07/05/20	SSDA SUBMISSION	

CHK
RP
RP
RP
RP

PROJECT
LIVERPOOL HEALTH & ACADEMIC PRECINCT
ELIZABETH STREET LIVERPOOL NSW
CLIENT
HEALTH INFRASTRUCTURE
14/77 PACIFIC HWY, NORTH SYDNEY NSW 2060

PROJECT NORTH SCALE
1:2000 @A3
25mm ON ORIGINAL

DRAWING
BASEMENT DEMOLITION PLAN
PRINT DATE
8/05/2020

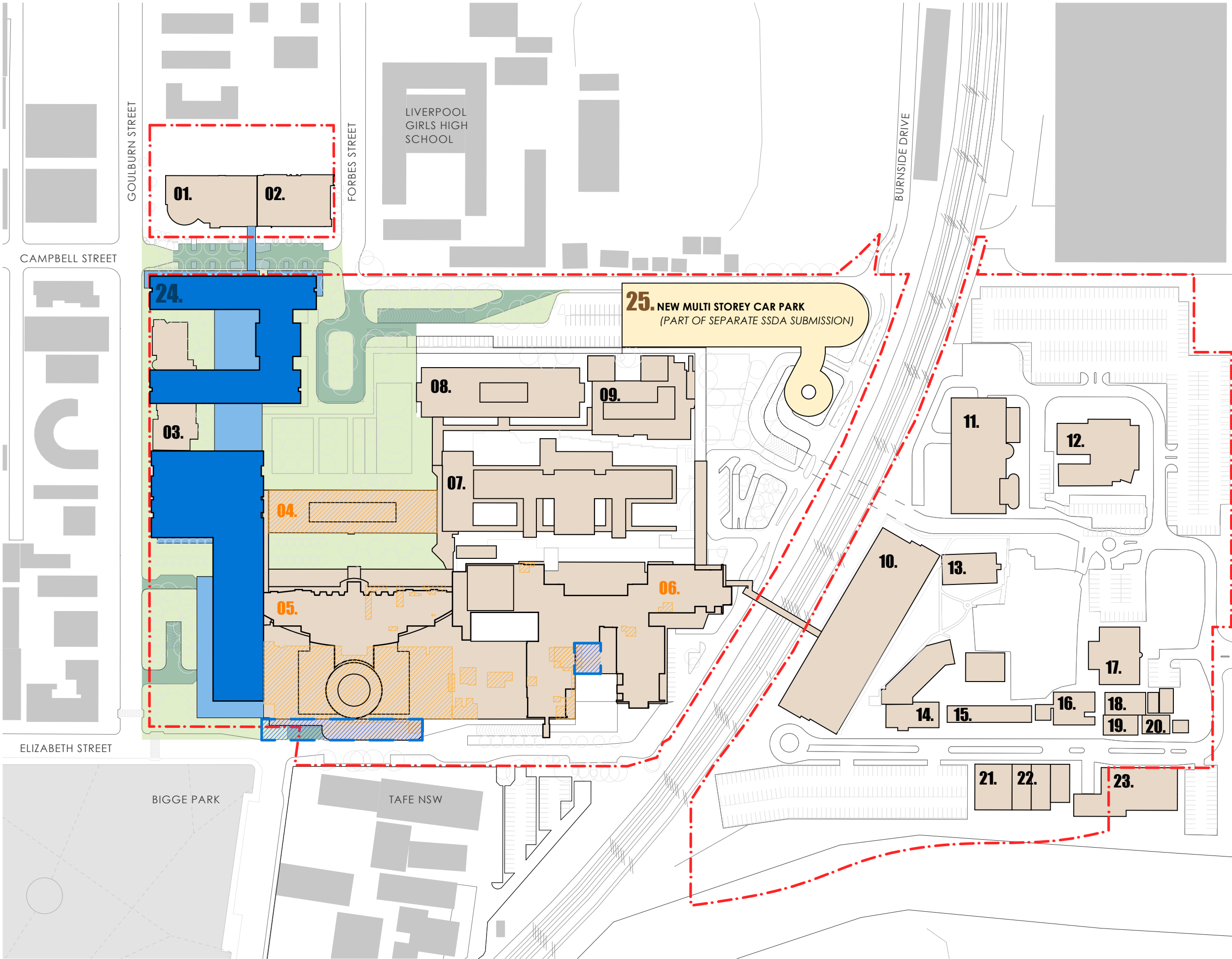
PROJECT NO.
21807
DRAWING NO.
A-SSDA-MW-05
ISSUE
07
STATUS
SSDA SUBMISSION

LEGEND

- 01. health services building
- 02. ingham building
- 03. oncology bunkers
- 04. caroline chisholm
- 05. old clinical services building
- 06. new clinical services bld
- 07. mental health centre
- 08. don everett building
- 09. brain injury unit
- 10. P4 multi-storey car park
- 11. central energy building
- 12. ngara health education
- 13. bungala building
- 14. child care centre
- 15. staff education training
- 16. physical resources
- 17. admin building
- 18. multicultural health services
- 19. biu admin
- 20. biu nursing area
- 21. interpret building
- 22. store shed
- 23. isd swsahs
- 24. new integrated services building (ISB)
- 25. new multi storey car park (part of separate SSDA)

* BUILDINGS 04, 05 & 06 TO BE REFURBISHED INTERNALLY

- road works
- landscape works
- new integrated services building (ISB)
- external facade/works to existing clinical services buildings
- refurbished area of existing building. internal works only
- site boundary
- existing buildings



AMENDMENTS		
REV.	DATE	DESCRIPTION
04	17/01/20	FOR REVIEW
05	23/01/20	FOR REVIEW
06	24/04/20	FOR REVIEW
07	07/05/20	SSDA SUBMISSION

CHK	PROJECT
RP	LIVERPOOL HEALTH & ACADEMIC PRECINCT
RP	ELIZABETH STREET LIVERPOOL NSW
RP	CLIENT
RP	HEALTH INFRASTRUCTURE
	14/77 PACIFIC HWY, NORTH SYDNEY NSW 2060

PROJECT NORTH	SCALE
	1:2000 @A3

DRAWING	PRINT DATE
SITE PLAN	8/05/2020

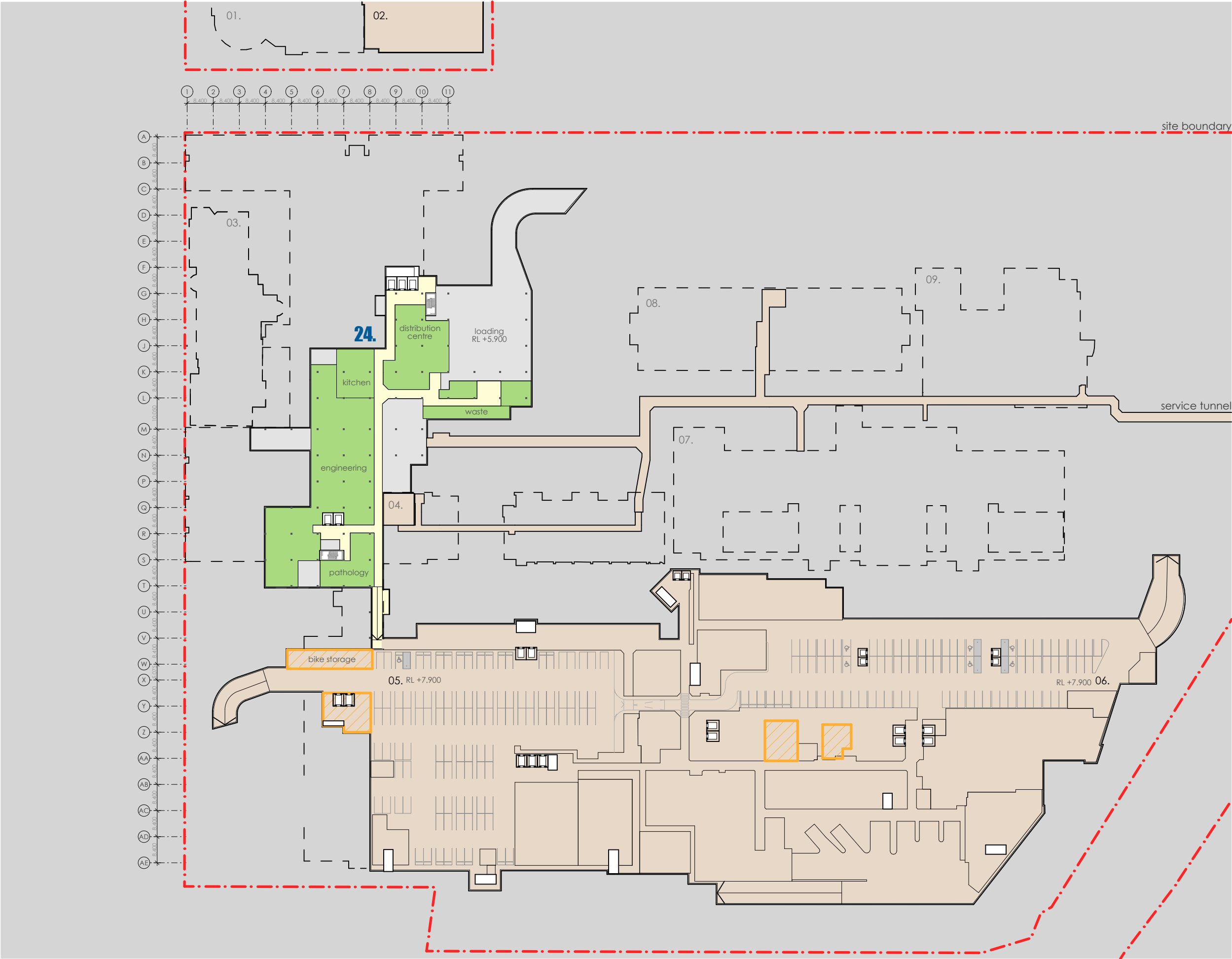
PROJECT NO.	DRAWING NO.	ISSUE
21807	A-SSDA-MW-06	07
STATUS		
SSDA SUBMISSION		

LEGEND

- 01. health services building
- 02. ingham building
- 03. oncology bunkers
- 04. caroline chisholm
- 05. old clinical services building
- 06. new clinical services bld
- 07. mental health centre
- 08. don everett building
- 09. brain injury unit
- 24. new integrated services building (ISB)

BASEMENT RL+ 7.000

- refurbished area of existing building, internal works only
- new external facade/works expansion of existing building
- buildings above shown dotted
- site boundary
- existing clinical buildings



fitzpatrick+partners

© Copyright 2018
p. +61 (0)2 8274 8200 w. www.fitzpatrickpartners.com
a. LEVEL 6, 156 CLARENCE STREET, SYDNEY 2000, AUSTRALIA

THIS DRAWING IS ISSUED UPON THE CONDITION IT IS NOT COPIED, REPRODUCED, RETAINED OR DISCLOSED TO ANY UNAUTHORISED PERSON EITHER WHOLLY OR IN PART WITHOUT PRIOR CONSENT IN WRITING OF fitzpatrick+partners.
DO NOT SCALE DRAWINGS. CHECK DIMENSIONS BEFORE COMMENCING WORK.
DRAWINGS SHOW DESIGN INTENT ONLY. SHOP DRAWINGS ARE TO BE PROVIDED FOR APPROVAL PRIOR TO CONSTRUCTION OR MANUFACTURE.
INCONSISTENCIES ARE TO BE REPORTED TO fitzpatrick + partners.

REV.	DATE	DESCRIPTION
04	17/01/20	FOR REVIEW
05	23/01/20	FOR REVIEW
06	24/04/20	FOR REVIEW
07	07/05/20	SSDA SUBMISSION

CHK
RP
RP
RP
RP

PROJECT
LIVERPOOL HEALTH & ACADEMIC PRECINCT
ELIZABETH STREET LIVERPOOL NSW
CLIENT
HEALTH INFRASTRUCTURE
14/77 PACIFIC HWY, NORTH SYDNEY NSW 2060

PROJECT NORTH SCALE
1:1200 @A3
25mm ON ORIGINAL

DRAWING
BASEMENT
PRINT DATE
8/05/2020

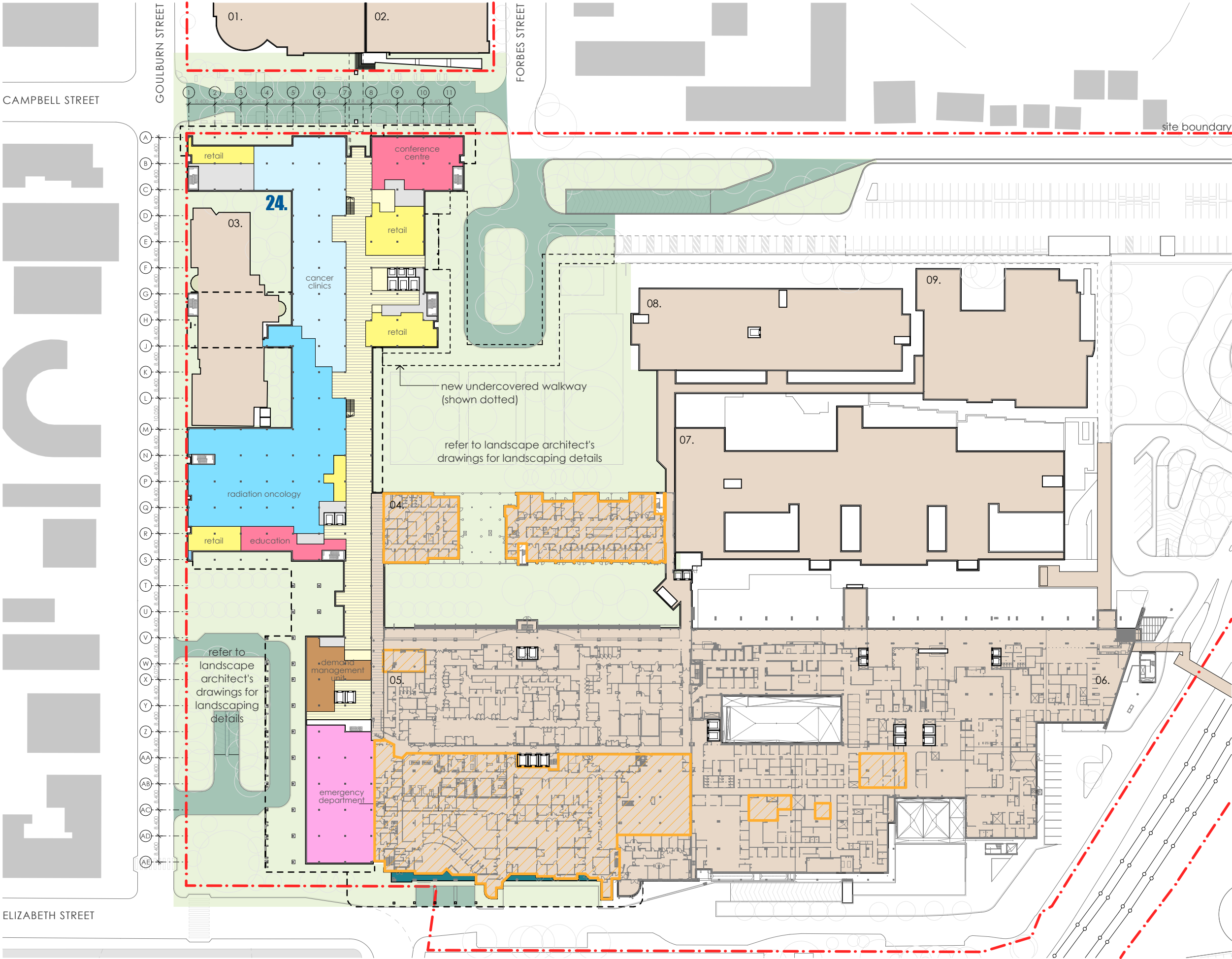
PROJECT NO. 21807	DRAWING NO. A-SSDA-MW-07	ISSUE 07
STATUS SSDA SUBMISSION		

LEGEND

- 01. health services building
- 02. ingham building
- 03. oncology bunkers
- 04. caroline chisholm
- 05. old clinical services building
- 06. new clinical services bld
- 07. mental health centre
- 08. don everett building
- 09. brain injury unit
- 24. new integrated services building (ISB)

GROUND FLOOR RL+ 12.200

- road works
- landscape works
- refurbished area of existing building, internal works only
- new external facade/works expansion of existing building
- site boundary
- existing clinical buildings



fitzpatrick+partners

© Copyright 2018
p. +61 (0)2 8274 8200 w. www.fitzpatrickpartners.com
a. LEVEL 6, 156 CLARENCE STREET, SYDNEY 2000, AUSTRALIA

THIS DRAWING IS ISSUED UPON THE CONDITION IT IS NOT COPIED, REPRODUCED, RETAINED OR DISCLOSED TO ANY UNAUTHORISED PERSON EITHER WHOLLY OR IN PART WITHOUT PRIOR CONSENT IN WRITING OF fitzpatrick+partners.
DO NOT SCALE DRAWINGS. CHECK DIMENSIONS BEFORE COMMENCING WORK.
DRAWINGS SHOW DESIGN INTENT ONLY. SHOP DRAWINGS ARE TO BE PROVIDED FOR APPROVAL PRIOR TO CONSTRUCTION OR MANUFACTURE. INCONSISTENCIES ARE TO BE REPORTED TO fitzpatrick + partners.

AMENDMENTS	REV.	DATE	DESCRIPTION
04	17/01/20	FOR REVIEW	
05	23/01/20	FOR REVIEW	
06	24/04/20	FOR REVIEW	
07	07/05/20	SSDA SUBMISSION	

CHK	PROJECT
RP	LIVERPOOL HEALTH & ACADEMIC PRECINCT
RP	ELIZABETH STREET LIVERPOOL NSW
RP	CLIENT
RP	HEALTH INFRASTRUCTURE
RP	14/77 PACIFIC HWY, NORTH SYDNEY NSW 2060

PROJECT NORTH	SCALE
	1:1200 @A3





DRAWING
GROUND PLAN
PRINT DATE
8/05/2020

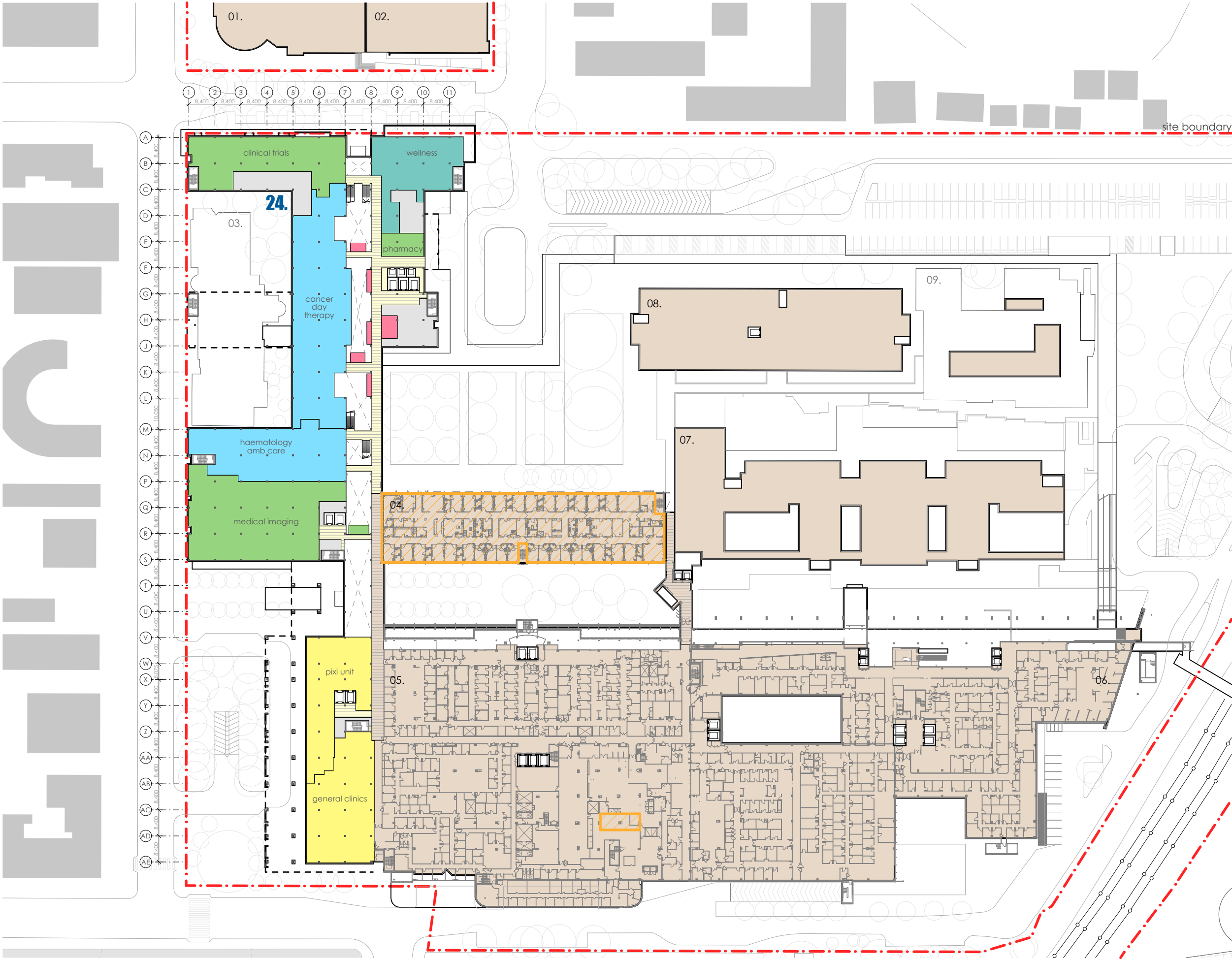
PROJECT NO.	DRAWING NO.	ISSUE
21807	A-SSDA-MW-08	07
STATUS	SSDA SUBMISSION	

LEGEND

- 01. health services building
- 02. ingham building
- 03. oncology bunkers
- 04. caroline chisholm
- 05. old clinical services building
- 06. new clinical services bld
- 07. mental health centre
- 08. don everett building
- 09. brain injury unit
- 24. new integrated services building (ISB)

LEVEL 1 RL+ 16.400

-  refurbished area of existing building, internal works only
-  new external facade/works expansion of existing building
-  site boundary
-  existing clinical buildings



fitzpatrick+partners

© Copyright 2018
p. +61 (0)2 8274 8200 w. www.fitzpatrickpartners.com
a. LEVEL 6, 156 CLARENCE STREET, SYDNEY 2000, AUSTRALIA

THIS DRAWING IS ISSUED UPON THE CONDITION IT IS NOT COPIED, REPRODUCED, RETAINED OR DISCLOSED TO ANY UNAUTHORISED PERSON EITHER WHOLLY OR IN PART WITHOUT PRIOR CONSENT IN WRITING OF fitzpatrick+partners.
DO NOT SCALE DRAWINGS. CHECK DIMENSIONS BEFORE COMMENCING WORK.
DRAWINGS SHOW DESIGN INTENT ONLY. SHOP DRAWINGS ARE TO BE PROVIDED FOR APPROVAL PRIOR TO CONSTRUCTION OR MANUFACTURE. INCONSISTENCIES ARE TO BE REPORTED TO fitzpatrick + partners.

AMENDMENTS	REV.	DATE
04	17/01/20	
05	23/01/20	
06	24/04/20	
07	07/05/20	

DESCRIPTION
FOR REVIEW
FOR REVIEW
FOR REVIEW
SSDA SUBMISSION

CHK
RP
RP
RP
RP

PROJECT
LIVERPOOL HEALTH & ACADEMIC PRECINCT
ELIZABETH STREET LIVERPOOL NSW
CLIENT
HEALTH INFRASTRUCTURE
14/77 PACIFIC HWY, NORTH SYDNEY NSW 2060

PROJECT NORTH SCALE
1:1200 @A3
25mm ON ORIGINAL





DRAWING
LEVEL 1
PRINT DATE
8/05/2020

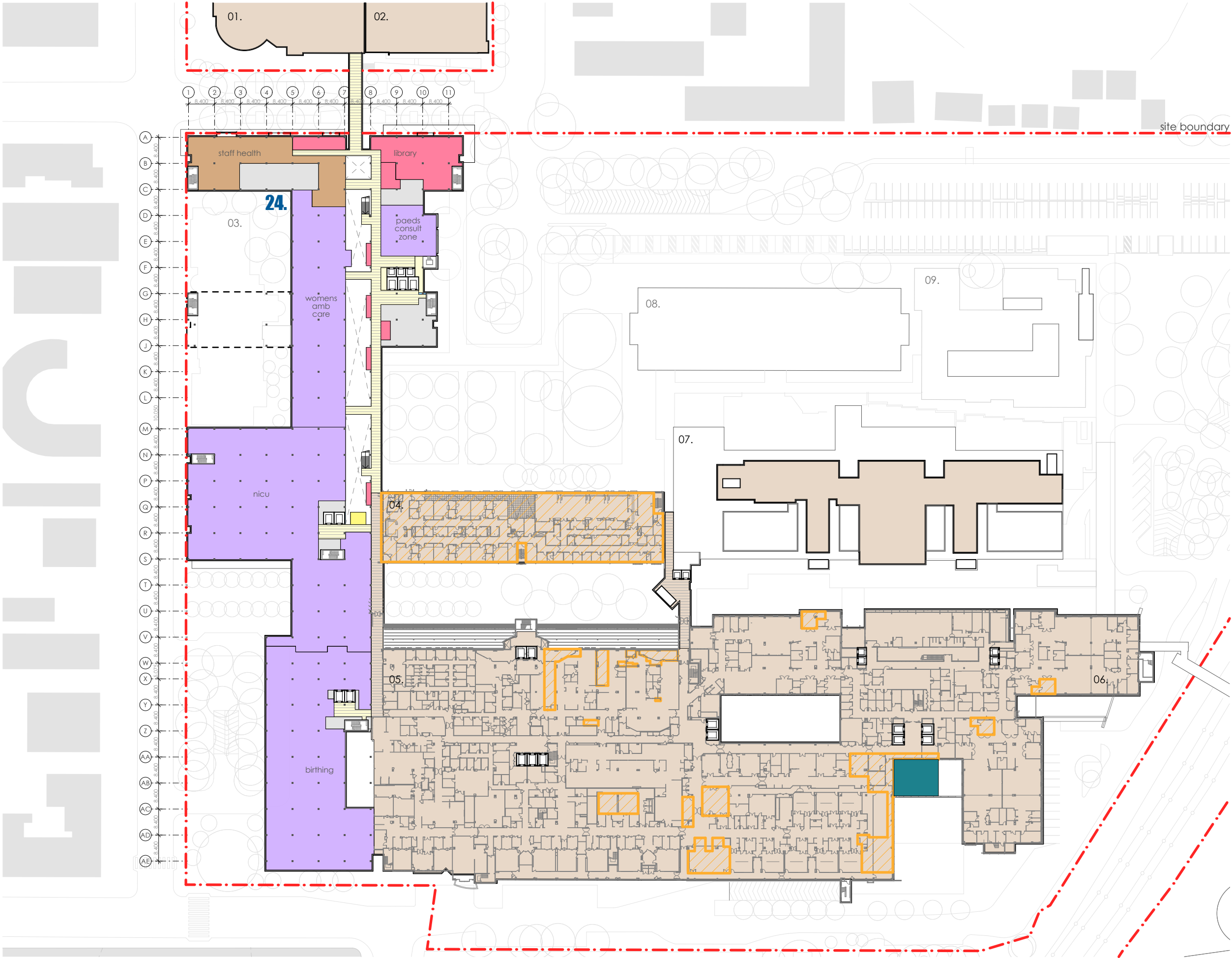
PROJECT NO.
21807
STATUS
SSDA SUBMISSION
DRAWING NO.
A-SSDA-MW-09
ISSUE
07

LEGEND

- 01. health services building
- 02. ingham building
- 03. oncology bunkers
- 04. caroline chisholm
- 05. old clinical services building
- 06. new clinical services bld
- 07. mental health centre
- 08. don everett building
- 09. brain injury unit
- 24. new integrated services building (ISB)

LEVEL 2 RL+ 20.600

-  refurbished area of existing building, internal works only
-  new external facade/works expansion of existing building
-  site boundary
-  existing clinical buildings





fitzpatrick+partners

© Copyright 2018
p. +61 (0)2 8274 8200 w. www.fitzpatrickpartners.com
a. LEVEL 6, 156 CLARENCE STREET, SYDNEY 2000, AUSTRALIA

THIS DRAWING IS ISSUED UPON THE CONDITION IT IS NOT COPIED, REPRODUCED, RETAINED OR DISCLOSED TO ANY UNAUTHORISED PERSON EITHER WHOLLY OR IN PART WITHOUT PRIOR CONSENT IN WRITING OF fitzpatrick+partners.
DO NOT SCALE DRAWINGS. CHECK DIMENSIONS BEFORE COMMENCING WORK.
DRAWINGS SHOW DESIGN INTENT ONLY. SHOP DRAWINGS ARE TO BE PROVIDED FOR APPROVAL PRIOR TO CONSTRUCTION OR MANUFACTURE. INCONSISTENCIES ARE TO BE REPORTED TO fitzpatrick + partners.

AMENDMENTS	REV.	DATE	DESCRIPTION
04	17/01/20	FOR REVIEW	
05	23/01/20	FOR REVIEW	
06	24/04/20	FOR REVIEW	
07	07/05/20	SSDA SUBMISSION	

CHK	PROJECT
RP	LIVERPOOL HEALTH & ACADEMIC PRECINCT
RP	ELIZABETH STREET LIVERPOOL NSW
RP	CLIENT
RP	HEALTH INFRASTRUCTURE
RP	14/77 PACIFIC HWY, NORTH SYDNEY NSW 2060

PROJECT NORTH	SCALE
	1:1200 @A3
	25mm ON ORIGINAL





DRAWING
LEVEL 2
PRINT DATE
8/05/2020

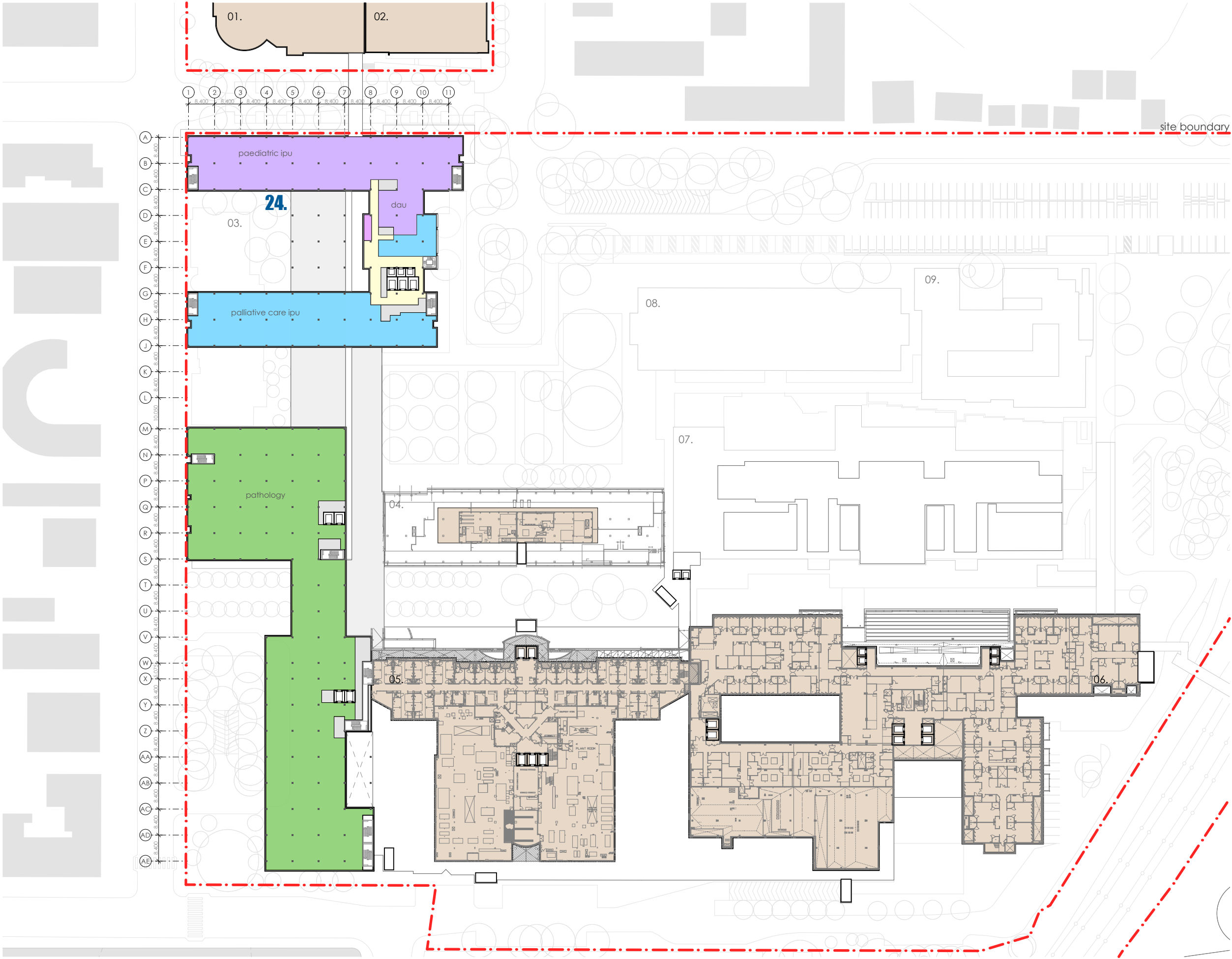
PROJECT NO.	DRAWING NO.	ISSUE
21807	A-SSDA-MW-10	07
STATUS	SSDA SUBMISSION	

LEGEND

- 01. health services building
- 02. ingham building
- 03. oncology bunkers
- 04. caroline chisholm
- 05. old clinical services building
- 06. new clinical services bld
- 07. mental health centre
- 08. don everett building
- 09. brain injury unit
- 24. new integrated services building (ISB)

LEVEL 3 RL+ 25.100

-  refurbished area of existing building, internal works only
-  new external facade/works expansion of existing building
-  site boundary
-  existing clinical buildings





fitzpatrick+partners

© Copyright 2018
p. +61 (0)2 8274 8200 w. www.fitzpatrickpartners.com
a. LEVEL 6, 156 CLARENCE STREET, SYDNEY 2000, AUSTRALIA

THIS DRAWING IS ISSUED UPON THE CONDITION IT IS NOT COPIED, REPRODUCED, RETAINED OR DISCLOSED TO ANY UNAUTHORISED PERSON EITHER WHOLLY OR IN PART WITHOUT PRIOR CONSENT IN WRITING OF fitzpatrick+partners.
DO NOT SCALE DRAWINGS. CHECK DIMENSIONS BEFORE COMMENCING WORK.
DRAWINGS SHOW DESIGN INTENT ONLY. SHOP DRAWINGS ARE TO BE PROVIDED FOR APPROVAL PRIOR TO CONSTRUCTION OR MANUFACTURE. INCONSISTENCIES ARE TO BE REPORTED TO fitzpatrick + partners.

AMENDMENTS	REV.	DATE	DESCRIPTION
04	17/01/20	FOR REVIEW	
05	23/01/20	FOR REVIEW	
06	24/04/20	FOR REVIEW	
07	07/05/20	SSDA SUBMISSION	

CHK	PROJECT
RP	LIVERPOOL HEALTH & ACADEMIC PRECINCT
RP	ELIZABETH STREET LIVERPOOL NSW
RP	CLIENT
RP	HEALTH INFRASTRUCTURE
RP	14/77 PACIFIC HWY, NORTH SYDNEY NSW 2060

PROJECT NORTH	SCALE
	1:1200 @A3
	25mm ON ORIGINAL





DRAWING
LEVEL 3
PRINT DATE
8/05/2020

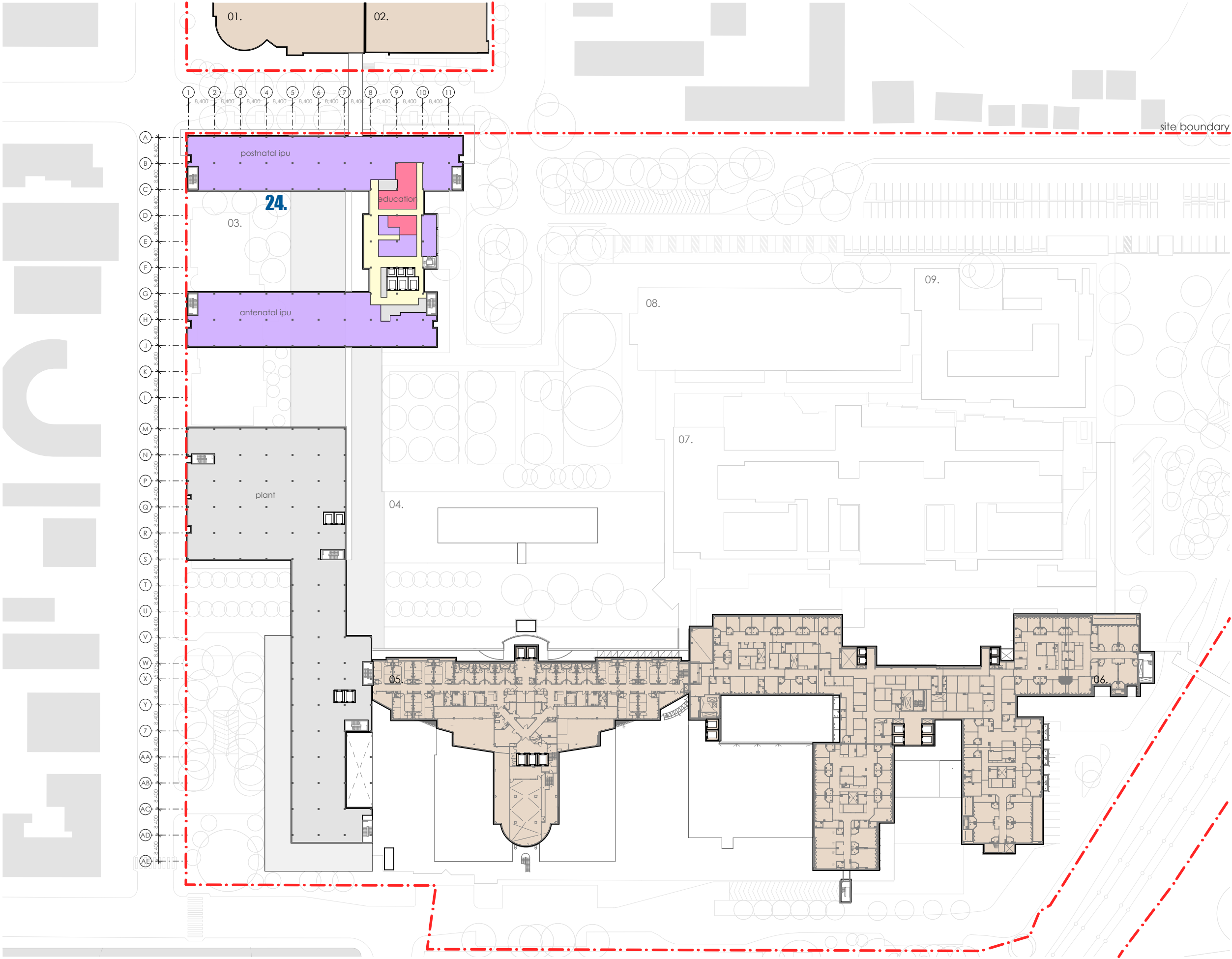
PROJECT NO.	DRAWING NO.	ISSUE
21807	A-SSDA-MW-11	07
STATUS	SSDA SUBMISSION	

LEGEND

- 01. health services building
- 02. ingham building
- 03. oncology bunkers
- 04. caroline chisholm
- 05. old clinical services building
- 06. new clinical services bld
- 07. mental health centre
- 08. don everett building
- 09. brain injury unit
- 24. new integrated services building (ISB)

LEVEL 4 RL+ 29.600

-  refurbished area of existing building, internal works only
-  new external facade/works expansion of existing building
-  site boundary
-  existing clinical buildings




fitzpatrick+partners

© Copyright 2018
p. +61 (0)2 8274 8200 w. www.fitzpatrickpartners.com
a. LEVEL 6, 156 CLARENCE STREET, SYDNEY 2000, AUSTRALIA

THIS DRAWING IS ISSUED UPON THE CONDITION IT IS NOT COPIED, REPRODUCED, RETAINED OR DISCLOSED TO ANY UNAUTHORISED PERSON EITHER WHOLLY OR IN PART WITHOUT PRIOR CONSENT IN WRITING OF fitzpatrick+partners.
DO NOT SCALE DRAWINGS. CHECK DIMENSIONS BEFORE COMMENCING WORK.
DRAWINGS SHOW DESIGN INTENT ONLY. SHOP DRAWINGS ARE TO BE PROVIDED FOR APPROVAL PRIOR TO CONSTRUCTION OR MANUFACTURE. INCONSISTENCIES ARE TO BE REPORTED TO fitzpatrick + partners.

AMENDMENTS	REV.	DATE	DESCRIPTION
04	17/01/20	FOR REVIEW	
05	23/01/20	FOR REVIEW	
06	24/04/20	FOR REVIEW	
07	07/05/20	SSDA SUBMISSION	

CHK	PROJECT	LIVERPOOL HI	& ACADEMIC PRECINCT
RP	ELIZABETH STREET		
RP			
RP	CLIENT	HEALTH INFRASTRUCTURE	
RP		14/77 PACIFIC HWY, NORTH SYDNEY NSW 2060	

PROJECT NORTH	SCALE
	1:1200 @A3
	25mm ON ORIGINAL





DRAWING	LEVEL 4
PRINT DATE	8/05/2020

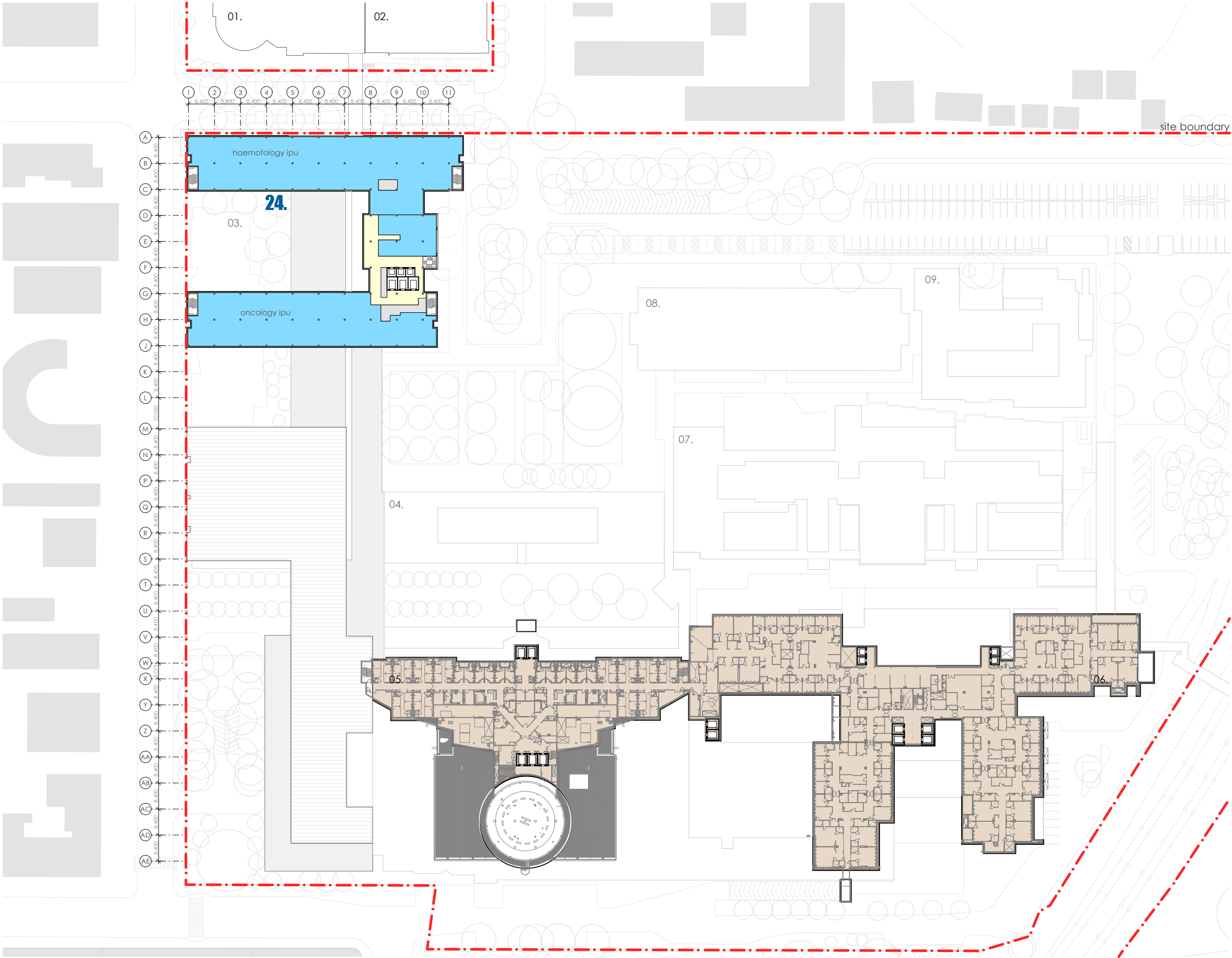
PROJECT NO.	DRAWING NO.	ISSUE
21807	A-SSDA-MW-12	07
STATUS	SSDA SUBMISSION	

LEGEND

- 01. health services building
- 02. ingham building
- 03. oncology bunkers
- 04. caroline chisholm
- 05. old clinical services building
- 06. new clinical services bld
- 07. mental health centre
- 08. don everett building
- 09. brain injury unit
- 24. new integrated services building (ISB)

LEVEL 5 RL+ 34.100

-  refurbished area of existing building, internal works only
-  new external facade/works expansion of existing building
-  site boundary
-  existing clinical buildings





fitzpatrick+partners

© Copyright 2018
p. +61 (0)2 8274 8200 w. www.fitzpatrickpartners.com
a. LEVEL 6, 156 CLARENCE STREET, SYDNEY 2000, AUSTRALIA

THIS DRAWING IS ISSUED UPON THE CONDITION IT IS NOT COPIED, REPRODUCED, RETAINED OR DISCLOSED TO ANY UNAUTHORISED PERSON EITHER WHOLLY OR IN PART WITHOUT PRIOR CONSENT IN WRITING OF fitzpatrick+partners.
DO NOT SCALE DRAWINGS. CHECK DIMENSIONS BEFORE COMMENCING WORK.
DRAWINGS SHOW DESIGN INTENT ONLY. SHOP DRAWINGS ARE TO BE PROVIDED FOR APPROVAL PRIOR TO CONSTRUCTION OR MANUFACTURE. INCONSISTENCIES ARE TO BE REPORTED TO fitzpatrick + partners.

AMENDMENTS	REV.	DATE	DESCRIPTION
04	17/01/20	FOR REVIEW	
05	23/01/20	FOR REVIEW	
06	24/04/20	FOR REVIEW	
07	07/05/20	SSDA SUBMISSION	

CHK	PROJECT
RP	LIVERPOOL HEALTH & ACADEMIC PRECINCT
RP	ELIZABETH STREET LIVERPOOL NSW
RP	CLIENT
RP	HEALTH INFRASTRUCTURE
RP	14/77 PACIFIC HWY, NORTH SYDNEY NSW 2060

PROJECT NORTH	SCALE
	1:1200 @A3
	25mm ON ORIGINAL





DRAWING
LEVEL 5
PRINT DATE
8/05/2020

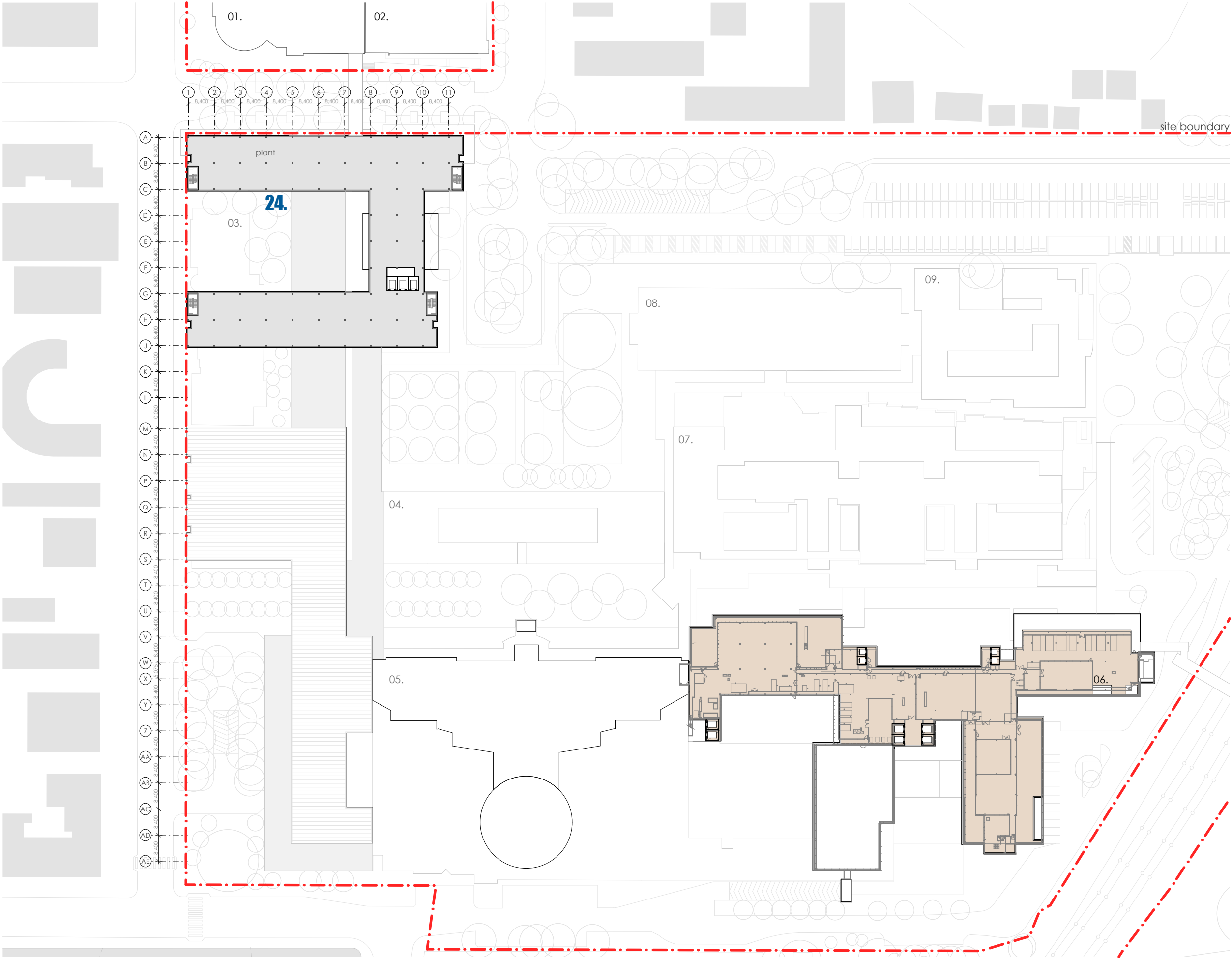
PROJECT NO.	DRAWING NO.	ISSUE
21807	A-SSDA-MW-13	07
STATUS	SSDA SUBMISSION	

LEGEND

- 01. health services building
- 02. ingham building
- 03. oncology bunkers
- 04. caroline chisholm
- 05. old clinical services building
- 06. new clinical services bld
- 07. mental health centre
- 08. don everett building
- 09. brain injury unit
- 24. new integrated services building (ISB)

LEVEL 6 RL+ 38.600

-  refurbished area of existing building, internal works only
-  new external facade/works expansion of existing building
-  site boundary
-  existing clinical buildings





fitzpatrick+partners

© Copyright 2018
p. +61 (0)2 8274 8200 w. www.fitzpatrickpartners.com
a. LEVEL 6, 156 CLARENCE STREET, SYDNEY 2000, AUSTRALIA

THIS DRAWING IS ISSUED UPON THE CONDITION IT IS NOT COPIED, REPRODUCED, RETAINED OR DISCLOSED TO ANY UNAUTHORISED PERSON EITHER WHOLLY OR IN PART WITHOUT PRIOR CONSENT IN WRITING OF fitzpatrick+partners.
DO NOT SCALE DRAWINGS. CHECK DIMENSIONS BEFORE COMMENCING WORK.
DRAWINGS SHOW DESIGN INTENT ONLY. SHOP DRAWINGS ARE TO BE PROVIDED FOR APPROVAL PRIOR TO CONSTRUCTION OR MANUFACTURE. INCONSISTENCIES ARE TO BE REPORTED TO fitzpatrick + partners.

REV.	DATE	DESCRIPTION
04	17/01/20	FOR REVIEW
05	23/01/20	FOR REVIEW
06	24/04/20	FOR REVIEW
07	07/05/20	SSDA SUBMISSION

CHK	PROJECT
RP	LIVERPOOL HEALTH & ACADEMIC PRECINCT
RP	ELIZABETH STREET LIVERPOOL NSW
RP	CLIENT
RP	HEALTH INFRASTRUCTURE
RP	14/77 PACIFIC HWY, NORTH SYDNEY NSW 2060





PROJECT NORTH	SCALE
	1:1200 @A3
	25mm ON ORIGINAL

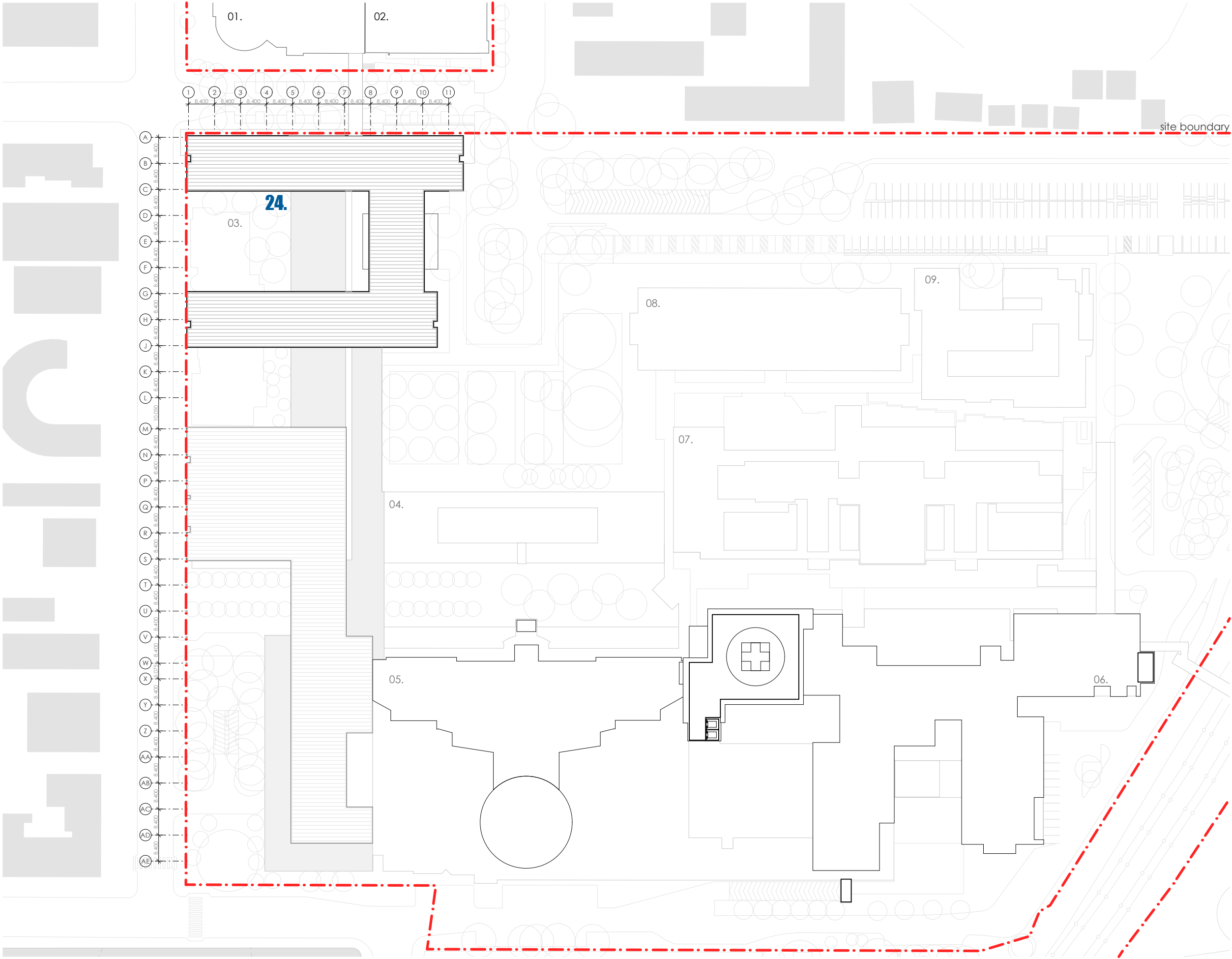
DRAWING	PROJECT NO.	DRAWING NO.	ISSUE
LEVEL 6 - PLANT	21807	A-SSDA-MW-14	07
PRINT DATE	STATUS	SSDA SUBMISSION	
8/05/2020			

PROJECT NO.	DRAWING NO.	ISSUE
21807	A-SSDA-MW-14	07
STATUS	SSDA SUBMISSION	

LEGEND

- 01. health services building
- 02. ingham building
- 03. oncology bunkers
- 04. caroline chisholm
- 05. old clinical services building
- 06. new clinical services bld
- 07. mental health centre
- 08. don everett building
- 09. brain injury unit
- 24. new integrated services building (ISB)

-  refurbished area of existing building, internal works only
-  new external facade/works expansion of existing building
-  site boundary
-  existing clinical buildings





fitzpatrick+partners

© Copyright 2018
p. +61 (0)2 8274 8200 w. www.fitzpatrickpartners.com
a. LEVEL 6, 156 CLARENCE STREET, SYDNEY 2000, AUSTRALIA

THIS DRAWING IS ISSUED UPON THE CONDITION IT IS NOT COPIED, REPRODUCED, RETAINED OR DISCLOSED TO ANY UNAUTHORISED PERSON EITHER WHOLLY OR IN PART WITHOUT PRIOR CONSENT IN WRITING OF fitzpatrick+partners.
DO NOT SCALE DRAWINGS. CHECK DIMENSIONS BEFORE COMMENCING WORK.
DRAWINGS SHOW DESIGN INTENT ONLY. SHOP DRAWINGS ARE TO BE PROVIDED FOR APPROVAL PRIOR TO CONSTRUCTION OR MANUFACTURE. INCONSISTENCIES ARE TO BE REPORTED TO fitzpatrick + partners.

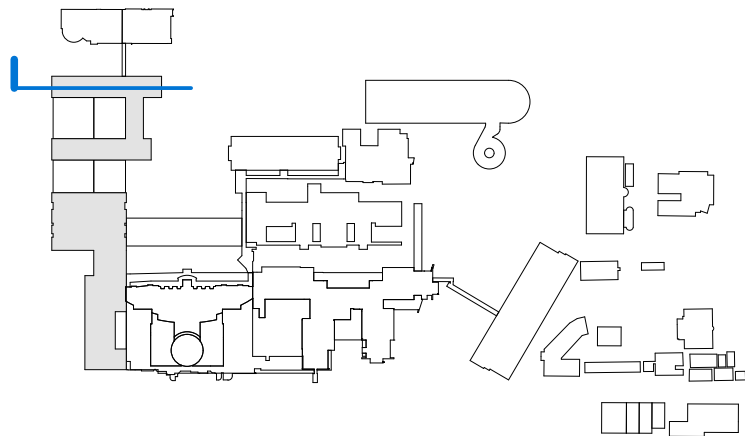
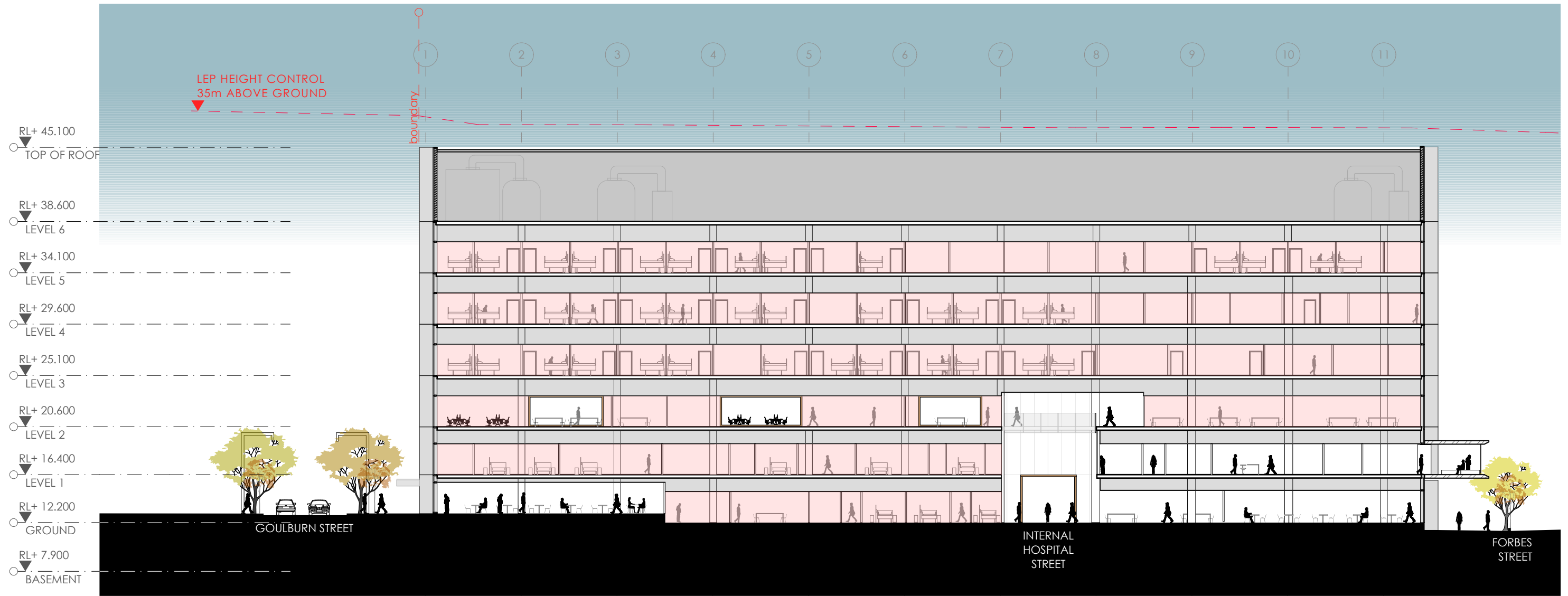
AMENDMENTS	REV.	DATE	DESCRIPTION
04	17/01/20	FOR REVIEW	
05	23/01/20	FOR REVIEW	
06	24/04/20	FOR REVIEW	
07	07/05/20	SSDA SUBMISSION	

CHK	PROJECT
RP	LIVERPOOL HEALTH & ACADEMIC PRECINCT
RP	ELIZABETH STREET LIVERPOOL NSW
RP	CLIENT
RP	HEALTH INFRASTRUCTURE
RP	14/77 PACIFIC HWY, NORTH SYDNEY NSW 2060

PROJECT NORTH	SCALE
	1:1200 @A3
	
25mm ON ORIGINAL	

DRAWING
ROOF
PRINT DATE
8/05/2020

PROJECT NO.	DRAWING NO.	ISSUE
21807	A-SSDA-MW-15	07
STATUS		
SSDA SUBMISSION		



fitzpatrick+partners

© Copyright 2018
p. +61 (0)2 8274 8200 w. www.fitzpatrickpartners.com
a. LEVEL 6, 156 CLARENCE STREET, SYDNEY 2000, AUSTRALIA

THIS DRAWING IS ISSUED UPON THE CONDITION IT IS NOT COPIED, REPRODUCED, RETAINED OR DISCLOSED TO ANY UNAUTHORISED PERSON EITHER WHOLLY OR IN PART WITHOUT PRIOR CONSENT IN WRITING OF fitzpatrick+partners.
DO NOT SCALE DRAWINGS. CHECK DIMENSIONS BEFORE COMMENCING WORK.
DRAWINGS SHOW DESIGN INTENT ONLY. SHOP DRAWINGS ARE TO BE PROVIDED FOR APPROVAL PRIOR TO CONSTRUCTION OR MANUFACTURE. INCONSISTENCIES ARE TO BE REPORTED TO fitzpatrick + partners.

REV.	DATE	DESCRIPTION
04	17/01/20	FOR REVIEW
05	23/01/20	FOR REVIEW
06	24/04/20	FOR REVIEW
07	07/05/20	SSDA SUBMISSION

DESCRIPTION
FOR REVIEW
FOR REVIEW
FOR REVIEW
SSDA SUBMISSION

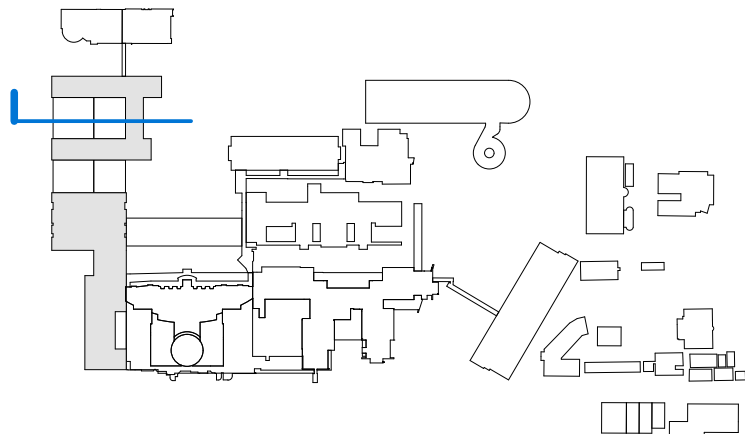

CHK
RP
RP
RP
RP

PROJECT
LIVERPOOL HEALTH & ACADEMIC PRECINCT
ELIZABETH STREET LIVERPOOL NSW
CLIENT
HEALTH INFRASTRUCTURE
14/77 PACIFIC HWY, NORTH SYDNEY NSW 2060

PROJECT NORTH SCALE
1:350 @A3
25mm ON ORIGINAL

DRAWING
SECTION THROUGH NORTH IPU
TOWER
PRINT DATE
8/05/2020

PROJECT NO. 21807	DRAWING NO. A-SSDA-MW-16	ISSUE 07
STATUS SSDA SUBMISSION		



fitzpatrick+partners

© Copyright 2018
p. +61 (0)2 8274 8200 w. www.fitzpatrickpartners.com
a. LEVEL 6, 156 CLARENCE STREET, SYDNEY 2000, AUSTRALIA

THIS DRAWING IS ISSUED UPON THE CONDITION IT IS NOT COPIED, REPRODUCED, RETAINED OR DISCLOSED TO ANY UNAUTHORISED PERSON EITHER WHOLLY OR IN PART WITHOUT PRIOR CONSENT IN WRITING OF fitzpatrick+partners.
DO NOT SCALE DRAWINGS. CHECK DIMENSIONS BEFORE COMMENCING WORK.
DRAWINGS SHOW DESIGN INTENT ONLY. SHOP DRAWINGS ARE TO BE PROVIDED FOR APPROVAL PRIOR TO CONSTRUCTION OR MANUFACTURE. INCONSISTENCIES ARE TO BE REPORTED TO fitzpatrick + partners.

REV.	DATE	DESCRIPTION
04	17/01/20	FOR REVIEW
05	23/01/20	FOR REVIEW
06	24/04/20	FOR REVIEW
07	07/05/20	SSDA SUBMISSION

DESCRIPTION
FOR REVIEW
FOR REVIEW
FOR REVIEW
SSDA SUBMISSION

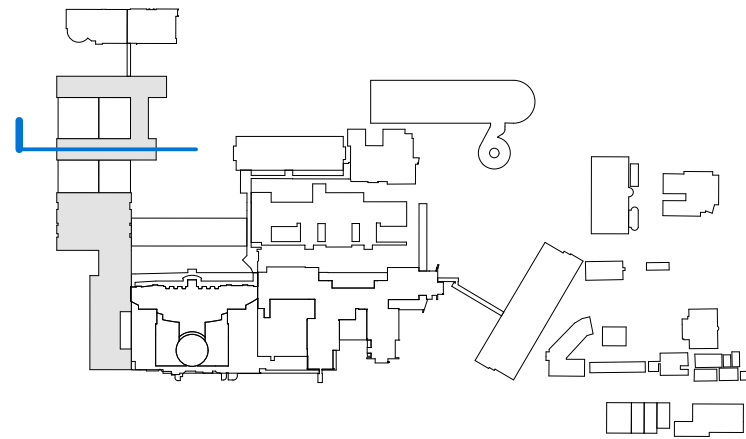
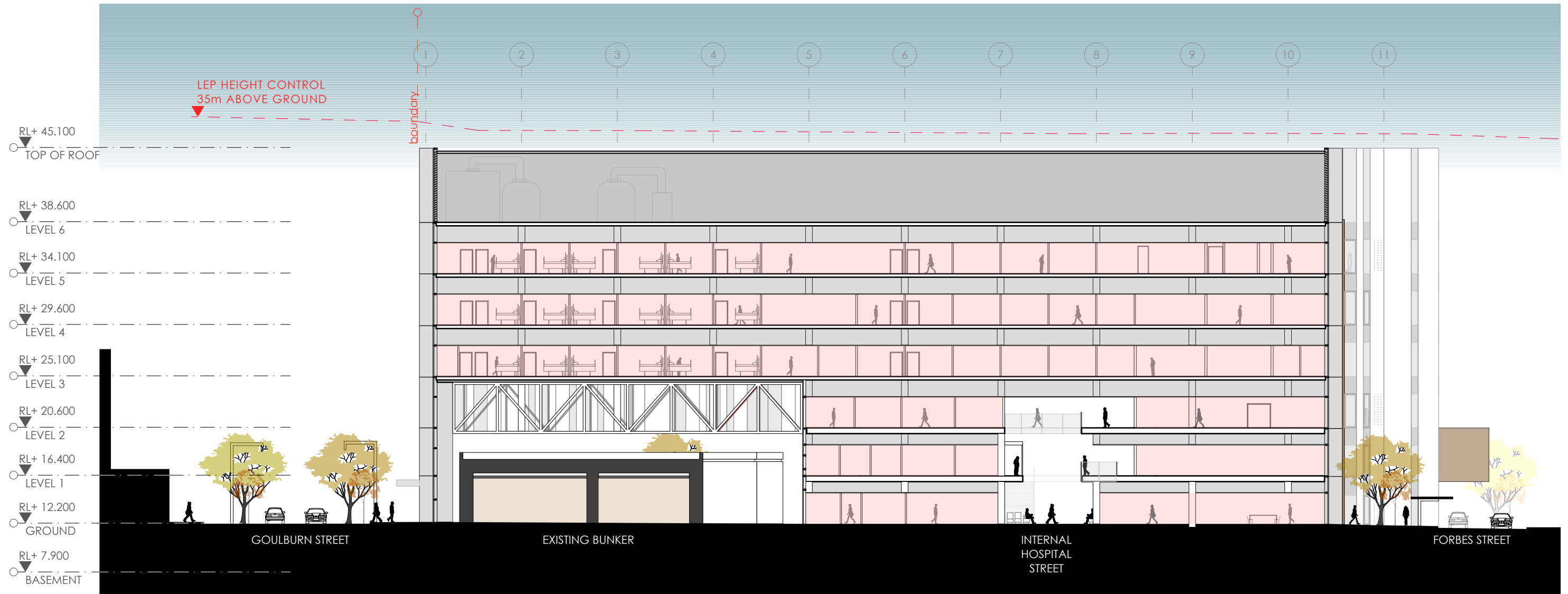
CHK
RP
RP
RP
RP

PROJECT
LIVERPOOL HEALTH & ACADEMIC PRECINCT
ELIZABETH STREET LIVERPOOL NSW
CLIENT
HEALTH INFRASTRUCTURE
14/77 PACIFIC HWY, NORTH SYDNEY NSW 2060

PROJECT NORTH SCALE
1:350 @A3
25mm ON ORIGINAL

DRAWING
SECTION THROUGH EXISTING
BUNKER
PRINT DATE
8/05/2020

PROJECT NO. 21807	DRAWING NO. A-SSDA-MW-17	ISSUE 07
STATUS SSDA SUBMISSION		



fitzpatrick+partners

© Copyright 2018
p. +61 (0)2 8274 8200 w. www.fitzpatrickpartners.com
a. LEVEL 6, 156 CLARENCE STREET, SYDNEY 2000, AUSTRALIA

THIS DRAWING IS ISSUED UPON THE CONDITION IT IS NOT COPIED, REPRODUCED, RETAINED OR DISCLOSED TO ANY UNAUTHORISED PERSON EITHER WHOLLY OR IN PART WITHOUT PRIOR CONSENT IN WRITING OF fitzpatrick+partners.
DO NOT SCALE DRAWINGS. CHECK DIMENSIONS BEFORE COMMENCING WORK.
DRAWINGS SHOW DESIGN INTENT ONLY. SHOP DRAWINGS ARE TO BE PROVIDED FOR APPROVAL PRIOR TO CONSTRUCTION OR MANUFACTURE. INCONSISTENCIES ARE TO BE REPORTED TO fitzpatrick + partners.

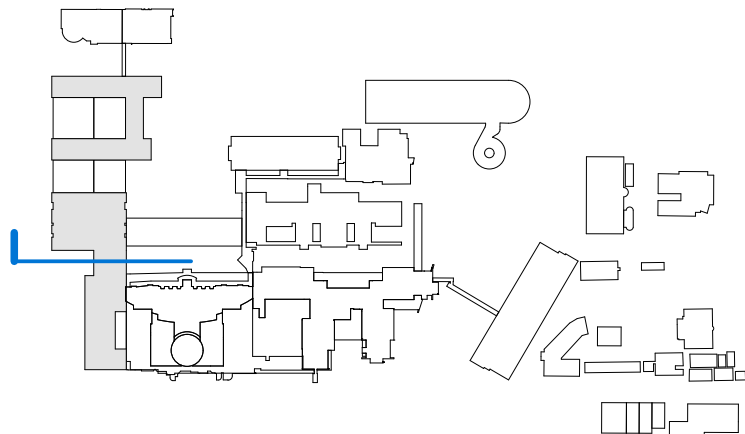

REV.	DATE	DESCRIPTION
04	17/01/20	FOR REVIEW
05	23/01/20	FOR REVIEW
06	24/04/20	FOR REVIEW
07	07/05/20	SSDA SUBMISSION

CHK RP RP RP RP
PROJECT LIVERPOOL HEALTH & ACADEMIC PRECINCT ELIZABETH STREET LIVERPOOL NSW
CLIENT HEALTH INFRASTRUCTURE 14/77 PACIFIC HWY, NORTH SYDNEY NSW 2060

PROJECT NORTH SCALE 1:350 @A3
25mm ON ORIGINAL

DRAWING SECTION THROUGH SOUTH IPU TOWER
PRINT DATE 8/05/2020

PROJECT NO. 21807
DRAWING NO. A-SSDA-MW-18
ISSUE 07
STATUS SSDA SUBMISSION



fitzpatrick+partners

© Copyright 2018
p. +61 (0)2 8274 8200 w. www.fitzpatrickpartners.com
a. LEVEL 6, 156 CLARENCE STREET, SYDNEY 2000, AUSTRALIA

THIS DRAWING IS ISSUED UPON THE CONDITION IT IS NOT COPIED, REPRODUCED, RETAINED OR DISCLOSED TO ANY UNAUTHORISED PERSON EITHER WHOLLY OR IN PART WITHOUT PRIOR CONSENT IN WRITING OF fitzpatrick+partners.
DO NOT SCALE DRAWINGS. CHECK DIMENSIONS BEFORE COMMENCING WORK.
DRAWINGS SHOW DESIGN INTENT ONLY. SHOP DRAWINGS ARE TO BE PROVIDED FOR APPROVAL PRIOR TO CONSTRUCTION OR MANUFACTURE.
INCONSISTENCIES ARE TO BE REPORTED TO fitzpatrick + partners.

REV.	DATE	DESCRIPTION
04	17/01/20	FOR REVIEW
05	23/01/20	FOR REVIEW
06	24/04/20	FOR REVIEW
07	07/05/20	SSDA SUBMISSION

DESCRIPTION
FOR REVIEW
FOR REVIEW
FOR REVIEW
SSDA SUBMISSION

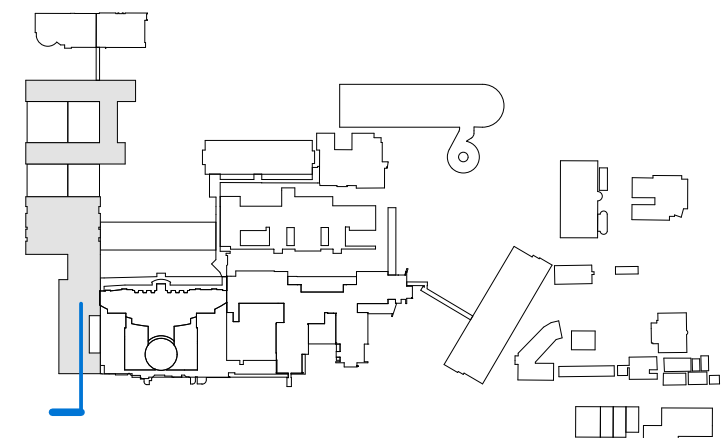
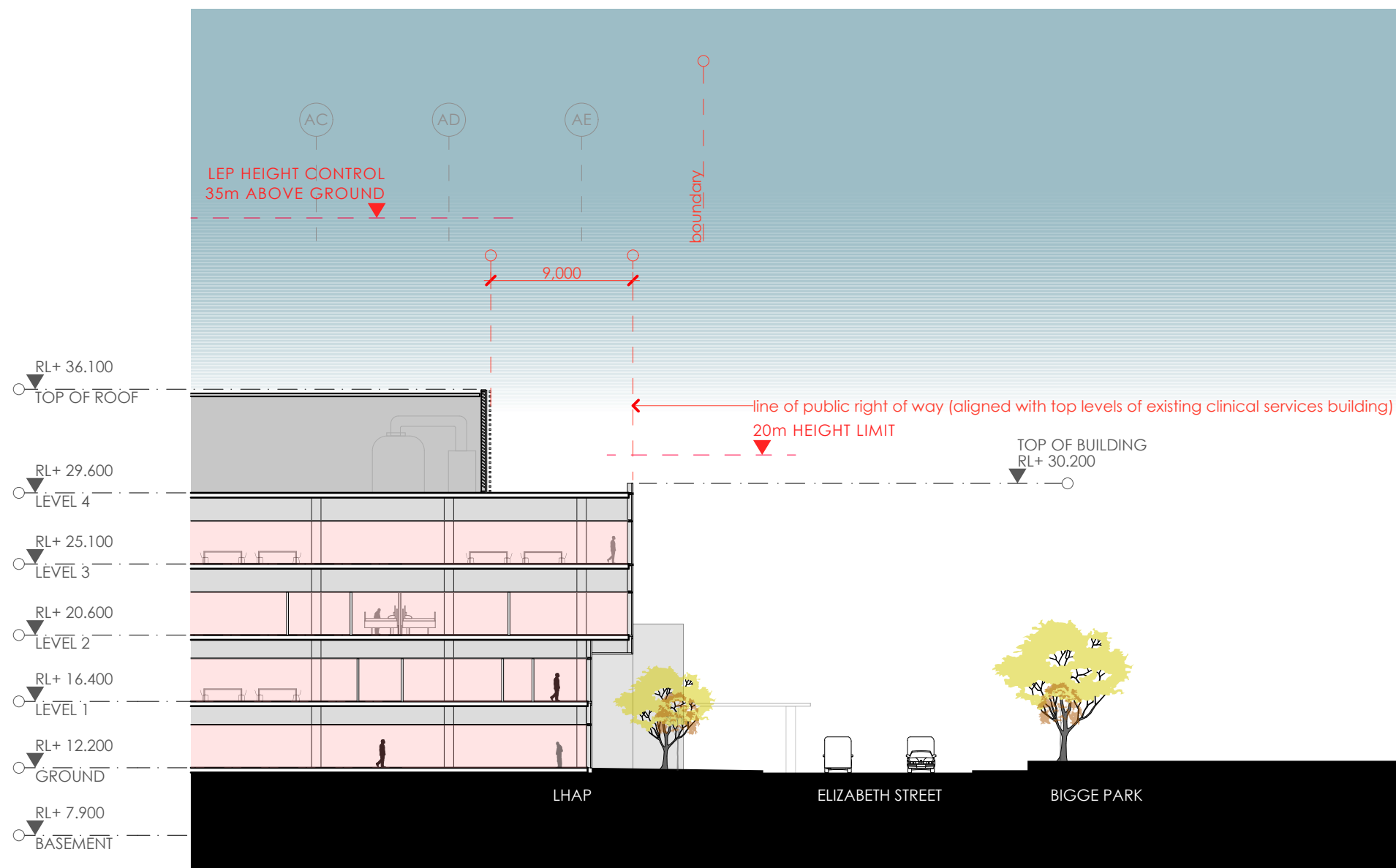
CHK
RP
RP
RP
RP

PROJECT
LIVERPOOL HEALTH & ACADEMIC PRECINCT
ELIZABETH STREET LIVERPOOL NSW
CLIENT
HEALTH INFRASTRUCTURE
14/77 PACIFIC HWY, NORTH SYDNEY NSW 2060

PROJECT NORTH SCALE
1:350 @A3
25mm ON ORIGINAL

DRAWING
SECTION THROUGH MAIN ENTRY
PRINT DATE
8/05/2020

PROJECT NO. 21807	DRAWING NO. A-SSDA-MW-19	ISSUE 07
STATUS SSDA SUBMISSION		



fitzpatrick+partners

© Copyright 2018
p. +61 (0)2 8274 8200 w. www.fitzpatrickpartners.com
a. LEVEL 6, 156 CLARENCE STREET, SYDNEY 2000, AUSTRALIA

THIS DRAWING IS ISSUED UPON THE CONDITION IT IS NOT COPIED, REPRODUCED, RETAINED OR DISCLOSED TO ANY UNAUTHORISED PERSON EITHER WHOLLY OR IN PART WITHOUT PRIOR CONSENT IN WRITING OF fitzpatrick+partners.
DO NOT SCALE DRAWINGS. CHECK DIMENSIONS BEFORE COMMENCING WORK.
DRAWINGS SHOW DESIGN INTENT ONLY. SHOP DRAWINGS ARE TO BE PROVIDED FOR APPROVAL PRIOR TO CONSTRUCTION OR MANUFACTURE. INCONSISTENCIES ARE TO BE REPORTED TO fitzpatrick + partners.

REV.	DATE	DESCRIPTION
04	17/01/20	FOR REVIEW
05	23/01/20	FOR REVIEW
06	24/04/20	FOR REVIEW
07	07/05/20	SSDA SUBMISSION

DESCRIPTION
FOR REVIEW
FOR REVIEW
FOR REVIEW
SSDA SUBMISSION

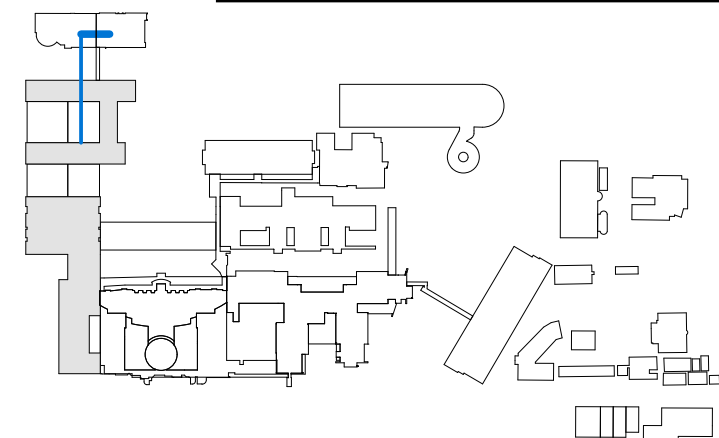
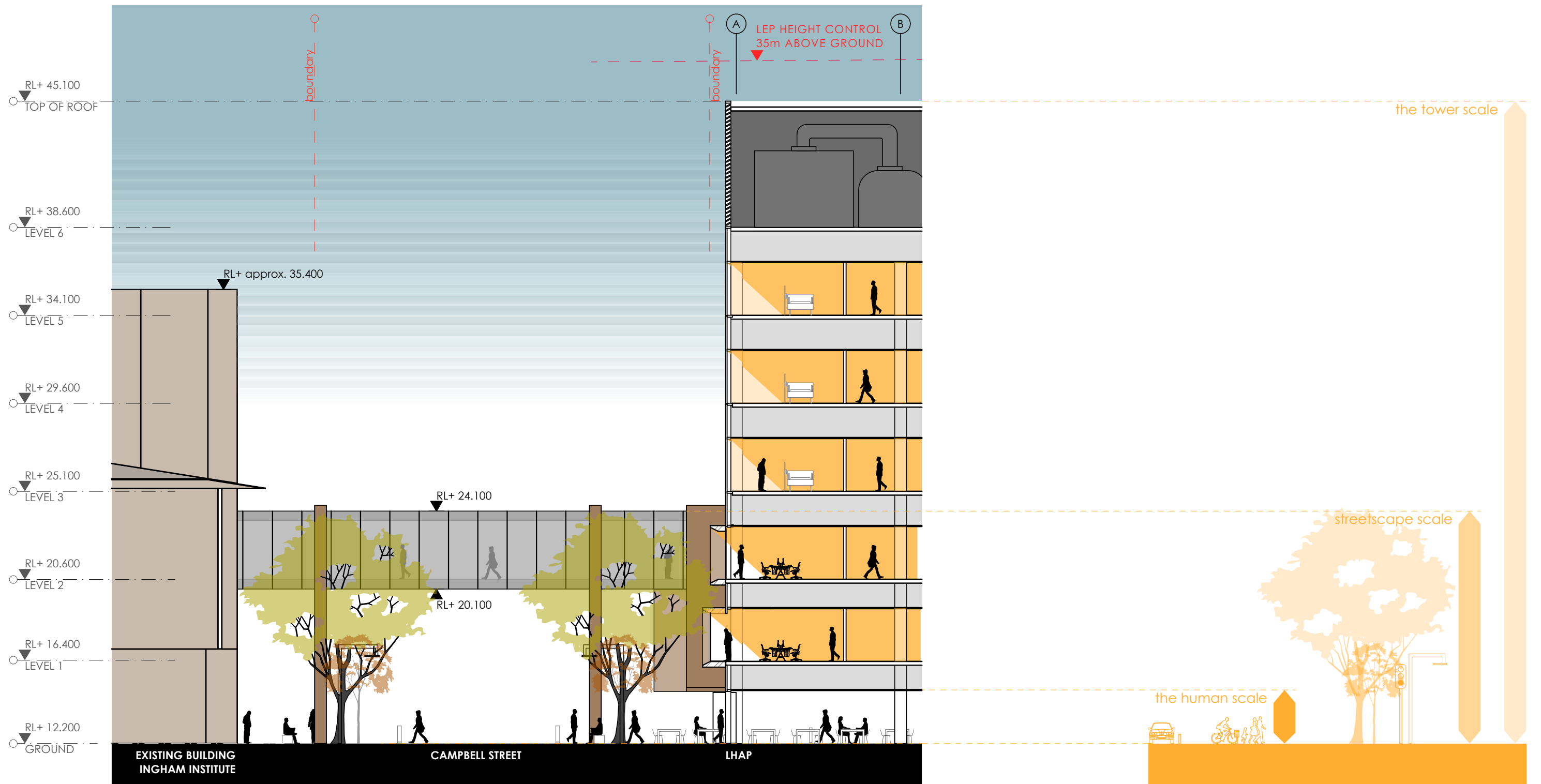
CHK
RP
RP
RP
RP

PROJECT
LIVERPOOL HEALTH & ACADEMIC PRECINCT
ELIZABETH STREET LIVERPOOL NSW
CLIENT
HEALTH INFRASTRUCTURE
14/77 PACIFIC HWY, NORTH SYDNEY NSW 2060

PROJECT NORTH SCALE
1:350 @A3
25mm ON ORIGINAL

DRAWING
SECTION THROUGH ELIZABETH
STREET
PRINT DATE
8/05/2020

PROJECT NO. 21807	DRAWING NO. A-SSDA-MW-20	ISSUE 07
STATUS SSDA SUBMISSION		



fitzpatrick+partners

© Copyright 2018
p. +61 (0)2 8274 8200 w. www.fitzpatrickpartners.com
a. LEVEL 6, 156 CLARENCE STREET, SYDNEY 2000, AUSTRALIA

THIS DRAWING IS ISSUED UPON THE CONDITION IT IS NOT COPIED, REPRODUCED, RETAINED OR DISCLOSED TO ANY UNAUTHORISED PERSON EITHER WHOLLY OR IN PART WITHOUT PRIOR CONSENT IN WRITING OF fitzpatrick+partners.
DO NOT SCALE DRAWINGS. CHECK DIMENSIONS BEFORE COMMENCING WORK.
DRAWINGS SHOW DESIGN INTENT ONLY. SHOP DRAWINGS ARE TO BE PROVIDED FOR APPROVAL PRIOR TO CONSTRUCTION OR MANUFACTURE. INCONSISTENCIES ARE TO BE REPORTED TO fitzpatrick + partners.

REV.	DATE	DESCRIPTION
04	17/01/20	FOR REVIEW
05	23/01/20	FOR REVIEW
06	24/04/20	FOR REVIEW
07	07/05/20	SSDA SUBMISSION

DESCRIPTION
FOR REVIEW
FOR REVIEW
FOR REVIEW
SSDA SUBMISSION

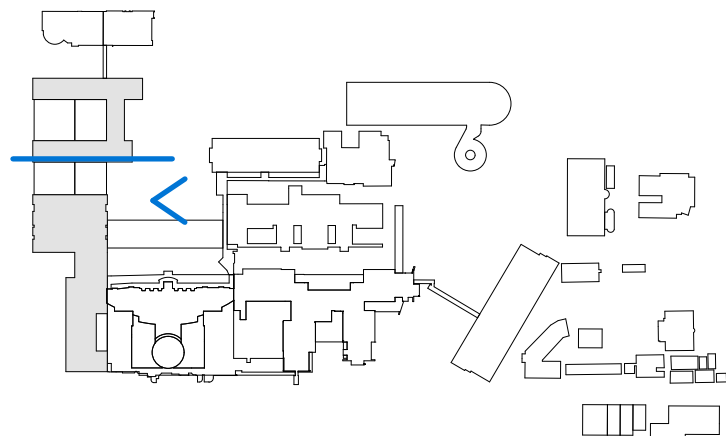
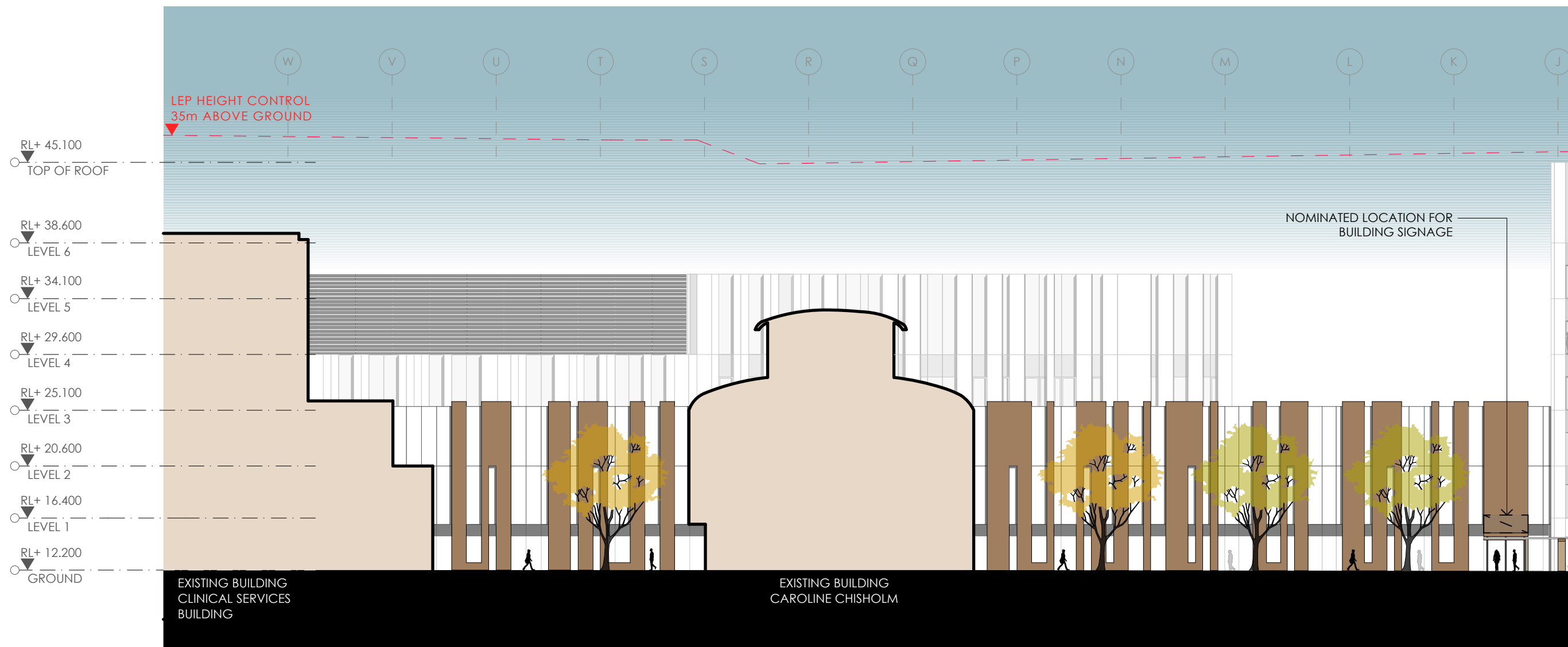
CHK
RP
RP
RP
RP

PROJECT
LIVERPOOL HEALTH & ACADEMIC PRECINCT
ELIZABETH STREET LIVERPOOL NSW
CLIENT
HEALTH INFRASTRUCTURE
14/77 PACIFIC HWY, NORTH SYDNEY NSW 2060

PROJECT NORTH SCALE
1:200 @A3
25mm ON ORIGINAL

DRAWING
SECTION THROUGH CAMPBELL STREET
PRINT DATE
8/05/2020

PROJECT NO.
21807
STATUS
SSDA SUBMISSION
DRAWING NO.
A-SSDA-MW-21
ISSUE
07



fitzpatrick+partners

© Copyright 2018
p. +61 (0)2 8274 8200 w. www.fitzpatrickpartners.com
a. LEVEL 6, 156 CLARENCE STREET, SYDNEY 2000, AUSTRALIA

THIS DRAWING IS ISSUED UPON THE CONDITION IT IS NOT COPIED, REPRODUCED, RETAINED OR DISCLOSED TO ANY UNAUTHORISED PERSON EITHER WHOLLY OR IN PART WITHOUT PRIOR CONSENT IN WRITING OF fitzpatrick+partners.
DO NOT SCALE DRAWINGS. CHECK DIMENSIONS BEFORE COMMENCING WORK.
DRAWINGS SHOW DESIGN INTENT ONLY. SHOP DRAWINGS ARE TO BE PROVIDED FOR APPROVAL PRIOR TO CONSTRUCTION OR MANUFACTURE. INCONSISTENCIES ARE TO BE REPORTED TO fitzpatrick + partners.

REV.	DATE	DESCRIPTION
04	17/01/20	FOR REVIEW
05	23/01/20	FOR REVIEW
06	24/04/20	FOR REVIEW
07	07/05/20	SSDA SUBMISSION

DESCRIPTION
FOR REVIEW
FOR REVIEW
FOR REVIEW
SSDA SUBMISSION

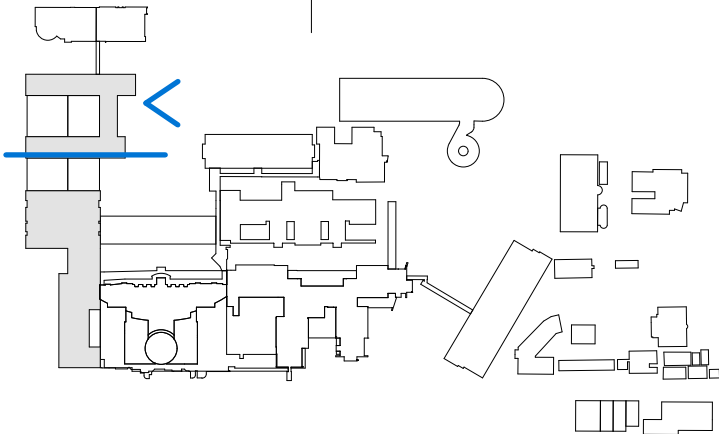

CHK
RP
RP
RP
RP

PROJECT
LIVERPOOL HEALTH & ACADEMIC PRECINCT
ELIZABETH STREET LIVERPOOL NSW
CLIENT
HEALTH INFRASTRUCTURE
14/77 PACIFIC HWY, NORTH SYDNEY NSW 2060

PROJECT NORTH SCALE
1:350 @A3
25mm ON ORIGINAL

DRAWING
EAST ELEVATION 01
PRINT DATE
8/05/2020

PROJECT NO.
21807
STATUS
SSDA SUBMISSION
DRAWING NO.
A-SSDA-MW-23
ISSUE
07



fitzpatrick+partners

© Copyright 2018
p. +61 (0)2 8274 8200 w. www.fitzpatrickpartners.com
a. LEVEL 6, 156 CLARENCE STREET, SYDNEY 2000, AUSTRALIA

THIS DRAWING IS ISSUED UPON THE CONDITION IT IS NOT COPIED, REPRODUCED, RETAINED OR DISCLOSED TO ANY UNAUTHORISED PERSON EITHER WHOLLY OR IN PART WITHOUT PRIOR CONSENT IN WRITING OF fitzpatrick+partners.
DO NOT SCALE DRAWINGS. CHECK DIMENSIONS BEFORE COMMENCING WORK.
DRAWINGS SHOW DESIGN INTENT ONLY. SHOP DRAWINGS ARE TO BE PROVIDED FOR APPROVAL PRIOR TO CONSTRUCTION OR MANUFACTURE. INCONSISTENCIES ARE TO BE REPORTED TO fitzpatrick + partners.

REV.	DATE
04	17/01/20
05	23/01/20
06	24/04/20
07	07/05/20

DESCRIPTION
FOR REVIEW
FOR REVIEW
FOR REVIEW
SSDA SUBMISSION

CHK
RP
RP
RP
RP

PROJECT
LIVERPOOL HEALTH & ACADEMIC PRECINCT
ELIZABETH STREET LIVERPOOL NSW

CLIENT
HEALTH INFRASTRUCTURE
14/77 PACIFIC HWY, NORTH SYDNEY NSW 2060

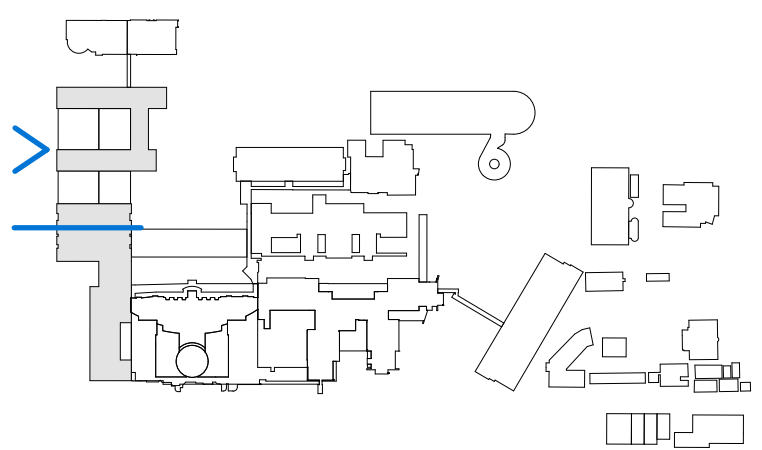

PROJECT NORTH SCALE
1:350 @A3

25mm ON ORIGINAL

DRAWING
EAST ELEVATION 02

PRINT DATE
8/05/2020

PROJECT NO. 21807	DRAWING NO. A-SSDA-MW-24	ISSUE 07
STATUS SSDA SUBMISSION		



fitzpatrick+partners

© Copyright 2018
p. +61 (0)2 8274 8200 w. www.fitzpatrickpartners.com
a. LEVEL 6, 156 CLARENCE STREET, SYDNEY 2000, AUSTRALIA

THIS DRAWING IS ISSUED UPON THE CONDITION IT IS NOT COPIED, REPRODUCED, RETAINED OR DISCLOSED TO ANY UNAUTHORISED PERSON EITHER WHOLLY OR IN PART WITHOUT PRIOR CONSENT IN WRITING OF fitzpatrick+partners.
DO NOT SCALE DRAWINGS. CHECK DIMENSIONS BEFORE COMMENCING WORK.
DRAWINGS SHOW DESIGN INTENT ONLY. SHOP DRAWINGS ARE TO BE PROVIDED FOR APPROVAL PRIOR TO CONSTRUCTION OR MANUFACTURE. INCONSISTENCIES ARE TO BE REPORTED TO fitzpatrick + partners.

REV.	DATE	DESCRIPTION
04	17/01/20	FOR REVIEW
05	23/01/20	FOR REVIEW
06	24/04/20	FOR REVIEW
07	07/05/20	SSDA SUBMISSION

CHK	PROJECT
RP	LIVERPOOL HEALTH & ACADEMIC PRECINCT
RP	ELIZABETH STREET LIVERPOOL NSW
RP	CLIENT
RP	HEALTH INFRASTRUCTURE
RP	14/77 PACIFIC HWY, NORTH SYDNEY NSW 2060

PROJECT NORTH	SCALE
	1:350 @A3
25mm ON ORIGINAL	

DRAWING	WEST ELEVATION 01
PRINT DATE	8/05/2020

PROJECT NO.	DRAWING NO.	ISSUE
21807	A-SSDA-MW-25	07
STATUS		
SSDA SUBMISSION		

continue to A-SSDA-MW-25

RL+ 45.100
○ TOP OF ROOF

RL+ 38.600
○ LEVEL 6

RL+ 34.100
○ LEVEL 5

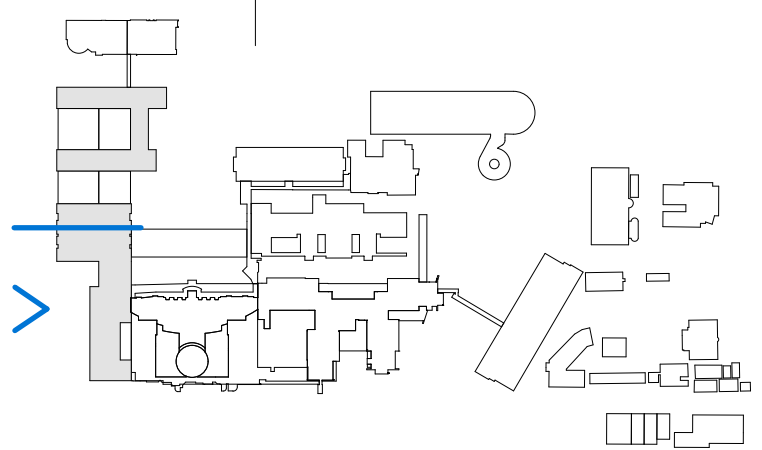

RL+ 29.600
○ LEVEL 4

RL+ 25.100
○ LEVEL 3

RL+ 20.600
○ LEVEL 2

RL+ 16.400
○ LEVEL 1

RL+ 12.200
○ GROUND



fitzpatrick+partners

© Copyright 2018
p. +61 (0)2 8274 8200 w. www.fitzpatrickpartners.com
a. LEVEL 6, 156 CLARENCE STREET, SYDNEY 2000, AUSTRALIA

THIS DRAWING IS ISSUED UPON THE CONDITION IT IS NOT COPIED, REPRODUCED, RETAINED OR DISCLOSED TO ANY UNAUTHORISED PERSON EITHER WHOLLY OR IN PART WITHOUT PRIOR CONSENT IN WRITING OF fitzpatrick+partners.
DO NOT SCALE DRAWINGS. CHECK DIMENSIONS BEFORE COMMENCING WORK.
DRAWINGS SHOW DESIGN INTENT ONLY. SHOP DRAWINGS ARE TO BE PROVIDED FOR APPROVAL PRIOR TO CONSTRUCTION OR MANUFACTURE. INCONSISTENCIES ARE TO BE REPORTED TO fitzpatrick + partners.

REV.	DATE	DESCRIPTION
04	17/01/20	FOR REVIEW
05	23/01/20	FOR REVIEW
06	24/04/20	FOR REVIEW
07	07/05/20	SSDA SUBMISSION

CHK	PROJECT
RP	LIVERPOOL HEALTH & ACADEMIC PRECINCT
RP	ELIZABETH STREET LIVERPOOL NSW
RP	CLIENT
RP	HEALTH INFRASTRUCTURE
RP	14/77 PACIFIC HWY, NORTH SYDNEY NSW 2060

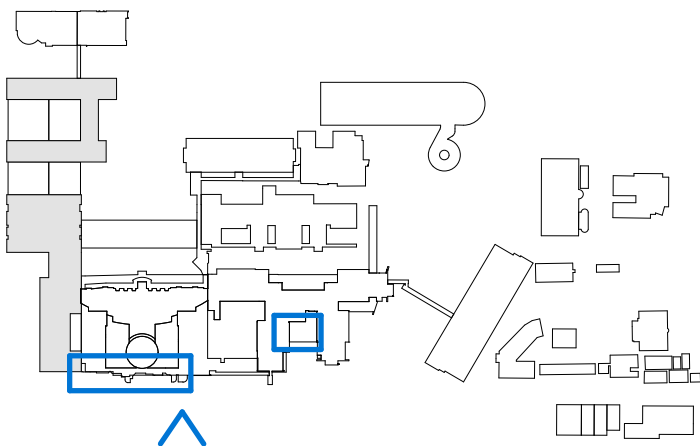
PROJECT NORTH	SCALE
	1:350 @A3
25mm ON ORIGINAL	

DRAWING	DRAWING NO.	ISSUE
WEST ELEVATION 02	A-SSDA-MW-26	07
PRINT DATE	SSDA SUBMISSION	
8/05/2020		

PROJECT NO.	DRAWING NO.	ISSUE
21807	A-SSDA-MW-26	07
STATUS		
SSDA SUBMISSION		



EXTENT OF FACADE WORKS TO EXISTING BUILDINGS



fitzpatrick+partners

© Copyright 2018
p. +61 (0)2 8274 8200 w. www.fitzpatrickpartners.com
a. LEVEL 6, 156 CLARENCE STREET, SYDNEY 2000, AUSTRALIA

THIS DRAWING IS ISSUED UPON THE CONDITION IT IS NOT COPIED, REPRODUCED, RETAINED OR DISCLOSED TO ANY UNAUTHORISED PERSON EITHER WHOLLY OR IN PART WITHOUT PRIOR CONSENT IN WRITING OF fitzpatrick+partners.
DO NOT SCALE DRAWINGS. CHECK DIMENSIONS BEFORE COMMENCING WORK.
DRAWINGS SHOW DESIGN INTENT ONLY. SHOP DRAWINGS ARE TO BE PROVIDED FOR APPROVAL PRIOR TO CONSTRUCTION OR MANUFACTURE. INCONSISTENCIES ARE TO BE REPORTED TO fitzpatrick + partners.

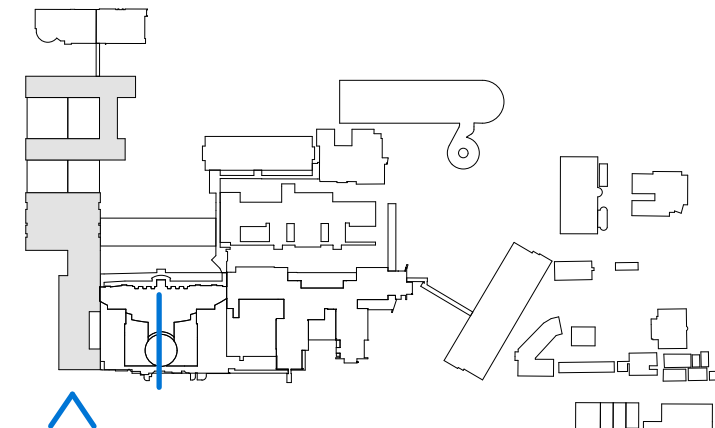

AMENDMENTS	REV.	DATE	DESCRIPTION
04	17/01/20	FOR REVIEW	
05	23/01/20	FOR REVIEW	
06	24/04/20	FOR REVIEW	
07	07/05/20	SSDA SUBMISSION	

CHK	PROJECT
RP	LIVERPOOL HEALTH & ACADEMIC PRECINCT
RP	ELIZABETH STREET LIVERPOOL NSW
RP	CLIENT
RP	HEALTH INFRASTRUCTURE
RP	14/77 PACIFIC HWY, NORTH SYDNEY NSW 2060

PROJECT NORTH	SCALE
25mm ON ORIGINAL	

DRAWING
SOUTH ELEVATION - EXISTING BUILDINGS
PRINT DATE
8/05/2020

PROJECT NO.	DRAWING NO.	ISSUE
21807	A-SSDA-MW-27	07
STATUS		
SSDA SUBMISSION		



fitzpatrick+partners

© Copyright 2018
p. +61 (0)2 8274 8200 w. www.fitzpatrickpartners.com
a. LEVEL 6, 156 CLARENCE STREET, SYDNEY 2000, AUSTRALIA

THIS DRAWING IS ISSUED UPON THE CONDITION IT IS NOT COPIED, REPRODUCED, RETAINED OR DISCLOSED TO ANY UNAUTHORISED PERSON EITHER WHOLLY OR IN PART WITHOUT PRIOR CONSENT IN WRITING OF fitzpatrick+partners.
DO NOT SCALE DRAWINGS. CHECK DIMENSIONS BEFORE COMMENCING WORK.
DRAWINGS SHOW DESIGN INTENT ONLY. SHOP DRAWINGS ARE TO BE PROVIDED FOR APPROVAL PRIOR TO CONSTRUCTION OR MANUFACTURE.
INCONSISTENCIES ARE TO BE REPORTED TO fitzpatrick + partners.

REV.	DATE	DESCRIPTION
04	17/01/20	FOR REVIEW
05	23/01/20	FOR REVIEW
06	24/04/20	FOR REVIEW
07	07/05/20	SSDA SUBMISSION

CHK	PROJECT
RP	LIVERPOOL HEALTH & ACADEMIC PRECINCT
RP	ELIZABETH STREET LIVERPOOL NSW
RP	CLIENT
RP	HEALTH INFRASTRUCTURE
	14/77 PACIFIC HWY, NORTH SYDNEY NSW 2060

PROJECT NORTH	SCALE
	1:350 @A3
25mm ON ORIGINAL	

DRAWING	21807
SOUTH ELEVATION	A-SSDA-MW-28
PRINT DATE	8/05/2020

PROJECT NO.	DRAWING NO.	ISSUE
21807	A-SSDA-MW-28	07
STATUS		
SSDA SUBMISSION		

continue to A-SSDA-MW-29