HYDRAULIC SERVICES DRAWINGS

LEGEND

- FIRE SERVICES CONDUITS
- FIRE HYDRANT SERVICE
- FH DOUBLE FIRE HYDRANT
- FH SINGLE FIRE HYDRANT
- MONITORED SECTION CONTROL VALVE

NOTES

1. REFER TO THE COVER SHEET DRAWING NO. JHA-FS-DWG-PRN-0000001 FOR DRAWING SCHEDULE, LEGEND AND GENERAL NOTES.
2. REFER TO THE HYDRAULIC SITE PLAN AND SHARED TRENCH DETAIL SHEETS DRAWING NO. JHA-HY-DWG-SSI-1000001 FOR FIRE MAIN AND FIRE NETWORK LOCATIONS WITHIN SHARED SERVICES TRENCH.
3. PROVIDE FIRE SERVICES DESIGN REQUIREMENTS TO THE CURRENT BCA REPORT, FIRE ENGINEERING REPORTS AND HEALTH INFRASTRUCTURE GUIDELINES, INCLUDED STAGED SCOPE TO SUIT THE CONSTRUCTION PROGRAM.
4. REFER TO THE DRAWING NO. JHA-FS-DWG-PRN-7000001, 7100001 AND 7200001 FOR - MAIN BUILDING SCHEMATIC LAYOUTS
   - FIRE HYDRANT/FIRE HOSE REEL SCHEMATIC LAYOUT
   - FIRE ALARM SCHEMATIC LAYOUT.
   - EWIS AND OWS SCHEMATIC LAYOUT.
   - REFER TO MULTI DECK CARPARK SCHEMATIC LAYOUTS DRAWINGS JHA-FS-DWG-MCP-7000001-PDF & JHA-FS-DWG-MCP-7000002-PDF
5. PROVIDE FIRE HYDRANT / FIRE HOSE REEL SYSTEMS TO NCC2019, AS2419.1 - 2005 AND AS2441 - 2012 REQUIREMENTS
6. NEW ADDRESSABLE SMOKE DETECTION SYSTEM FIRE NETWORK TO NCC2019, AS1670.1 - 2018 REQUIREMENTS AND EMERGENCY WARNING AND INTERCOMMUNICATIONS SYSTEM (EWIS) WITH PUBLIC ADDRESS (PA) CAPABILITY DESIGNED TO NCC2019, AS1670.4 - 2018 REQUIREMENTS. EWIS ZONES ARE TO MATCH FIRE COMPARTMENT ZONES.
7. PROVIDE UNDERGROUND 2 x 50 mm CONDUITS WITH PITS/CONDUITS FOR DUAL PATH FIRE NETWORK FIBRE OPTIC CABLING AND COPPER FIRE MONITORING CABLING TO ALL UNDERGROUND FIRE ISOLATION VALVE PITS AND BRANCHES FOR ISOLATION VALVE MONITORING.
8. PROVIDE 12 CORE SINGLE MODE FIBRE OPTICAL CABLING / FOBOTS LINKING ALL BUILDING AND SITE WIDE SFIPS TO THE MAIN FIP WITHIN THE BASEMENT FIRE CONTROL CENTRE. PROVIDE EWIS PANEL NETWORKING FROM BUILDING SECP TO THE MASTER MECP.
9. PROVIDE 150mm FIRE RING MAIN WITH MONITORED ISOLATION VALVES PITS AND CONNECTED TO THE FIRE NETWORK. ALL FIRE HYDRANT SECTIONS USED FOR BUSHFIRE PROTECTION ARE TO HAVE MONITORED SECTION CONTROL VALVES.
10. MULTI DECK CARPARK FIRE HYDRANT SYSTEM TO BE DESIGN TO AS2419.1 - 2017 PENDING CERTIFIER, FIRE ENGINEER AND FIREW REVIEW AND INCORPORATION WITHIN THE FIRE ENGINEERING REPORT.

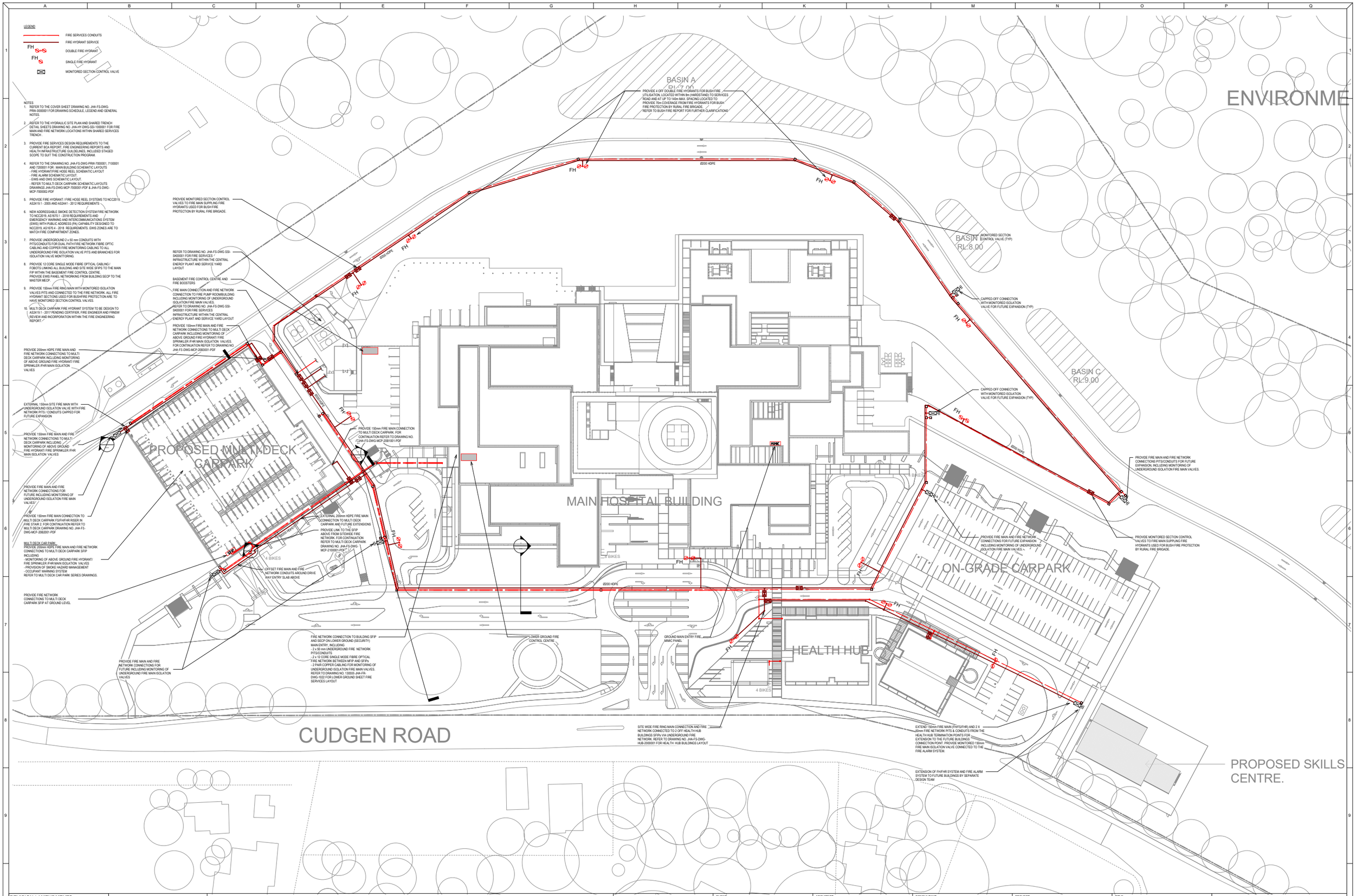

REVISION / AMENDMENTS

Rev	Date	Description	Verified
0	02.04.19	PRELIMINARY ISSUE	
1	07.08.19	SKILLS CENTRE LAYOUT	
2	13.09.19	SKILLS CENTRE LAYOUT	

All dimensions to be verified on sitels prior to commencement of on-site work and/ or off-site prefabrication. Figured dimension to be taken in preference to scaled dimensions. This drawing is copyright and remains the property of JHA Consulting Engineers. Reproduction in whole or part of these drawings without written consent constitutes an infringement of copyright.

KEY PLAN: 1 | 2 | 3 | 4

CLIENT: NSW GOVERNMENT Health Infrastructure

ARCHITECT: STH BLIGH THOMAS HURLEY

CONSULTANT: JHA
Level 23, 101 Miller Street, North Sydney NSW 2060 Australia
+61 (02) 9437 1000
general@hwengineers.com.au
www.jhaservices.com

PROJECT: **TWEED VALLEY HOSPITAL**

TITLE: **FIRE SERVICES**
SITE PLAN

PRELIMINARY ISSUE
NOT TO BE USED FOR CONSTRUCTION

DRAWN	R.M.	SCALE @ A0
CHECKED	C.Y.	1 : 500
APPROVED	P.K.	
CREATED	MAR 19	

DRAWING No. **JHA-FS-DWG-SSI- SK00002-PDF**
REV **2**

13/09/2019 9:06:09 AM

C:\Users\nbernil\Documents\Revit\130559-JHA-FR-MDL-0001_neil.bernil.rvt

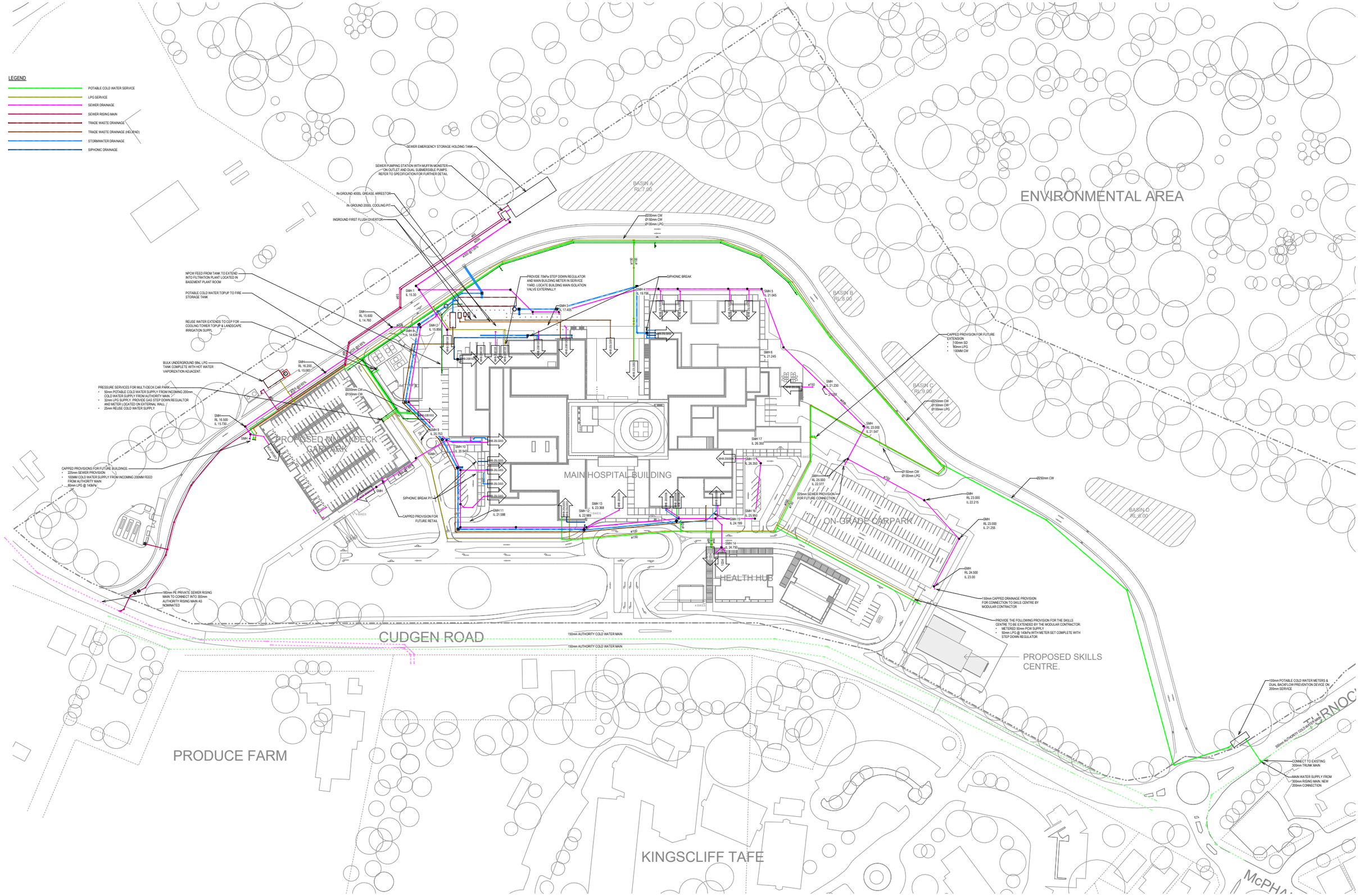

REVISION / AMENDMENTS			
Rev.	Date	Description	Verified
0	02.04.19	PRELIMINARY ISSUE	D.G.M.
1	07.08.19	SSD2 DRAFT	D.G.M.
2	13.09.19	SSD2 DRAFT	D.G.M.
3	20.02.20	SSD2 FINAL SUBMISSION	D.G.M.

All dimensions to be verified on site/s prior to commencement of on-site work and/ or off-site prefabrication. Figured dimension to be taken in preference to scaled dimensions. This drawing is copyright and remains the property of JHA Consulting Engineers. Reproduction in whole or part of these drawings without written consent constitutes an infringement of copyright.

OUT OF STRATA

SERVICE SHOWN ON THIS DRAWING ARE BELOW SLAB

CLIENT: NSW GOVERNMENT Health Infrastructure

ARCHITECT: STH SUSIE THOMAS HUNLEY

CONSULTANT: JHA
Level 23, 101 Miller Street, North Sydney NSW 2060 Australia
+61 (0)2 9437 1000
general@jhaengineers.com.au
www.jhaservices.com

PROJECT: **TWEED VALLEY HOSPITAL**

TITLE: **HYDRAULIC SERVICES**
SITE PLAN

PRELIMINARY ISSUE
NOT TO BE USED FOR CONSTRUCTION

DRAWN	L.K.	SCALE @ A0
CHECKED	J.K.	1 : 750
APPROVED	D.G.M.	
CREATED	APR 19	

DRAWING No. **JHA-HY-DWG-SSI-SK00001-PDF** REV **3**

20/02/2020 3:59:45 PM

C:\Users\lawrance\Documents\Revit 2018\130559-JHA-HY-MDL-0001_LawranceKwok.rvt

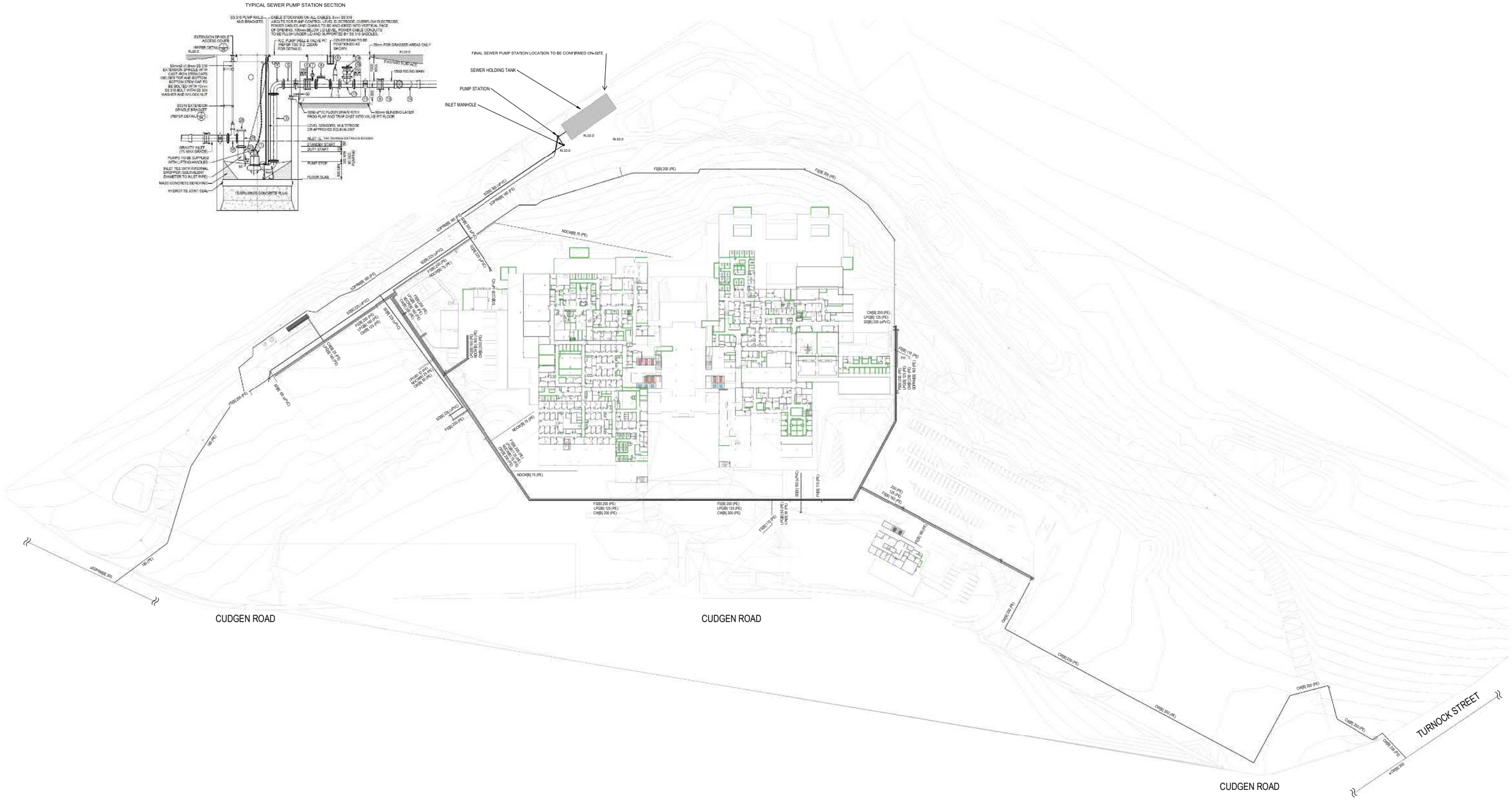

HYDRAULIC SERVICES PIPEWORK IS DRAWN OUT OF STRATA

NORTH POINT

NOTES

REFER TO DETAILED ZONE DRAWINGS FOR NOTES, INVERT LEVELS, SPOT SLOPES, SPOT COORDINATES, EQUIPMENT NOMENCLATURE, VALVE LOCATIONS, AND TRENCH LOCATIONS, DIMENSIONS AND SECTIONS.

KEY

REV	AMENDMENT	DATE
1	ISSUED FOR REVIEW	13/11/2019
2	ISSUED FOR REVIEW	20/11/2019
3	ISSUED FOR REVIEW	27/11/2019
4	ISSUED FOR REVIEW	28/11/2019
A	PART 5 - CONTRACT DOCUMENTATION	03/02/2020

PROJECT

TWEED VALLEY HOSPITAL DEVELOPMENT SITE SERVICES INFRASTRUCTURE

Powell Street & Florence Street, Tweed Heads NSW 2485

CLIENT

NSW GOVERNMENT Health Infrastructure

ARCHITECT

STH SILVER THOMAS HANLEY

PLUMBING CONTRACTOR

planet plumbing group

TITLE

EARLY WORKS - LOCATION PLAN - SERVICES

SCALE	DESIGNED	CHECKED	APPROVED
1 : 750	TW	JM	DP

DATE	DRAWING No.	REV
11/12/19	PPG-HY-DWG-SSI-1000902-PDF	A

JOB No. 6574000

SHEET SIZE A0

0 10 20 30 40 50 60 70 80 90 100 110 120 130 140 150

s:\4002\00\12-27\16 AM C:\Revit worksets 2018\PPG-BIM-SSI-000001-R21_Carney-WSAP.rvt