NSW GOVERNMENT | Planning, Industry & Environment

Issued under the Environmental Planning and Assessment Act 1979

Approved Section 4.55 (1A) Modification Application

No: SSD 10285 MOD 2 Granted on 22 July 2021

Signed: LC Sheet No: 7 of 28

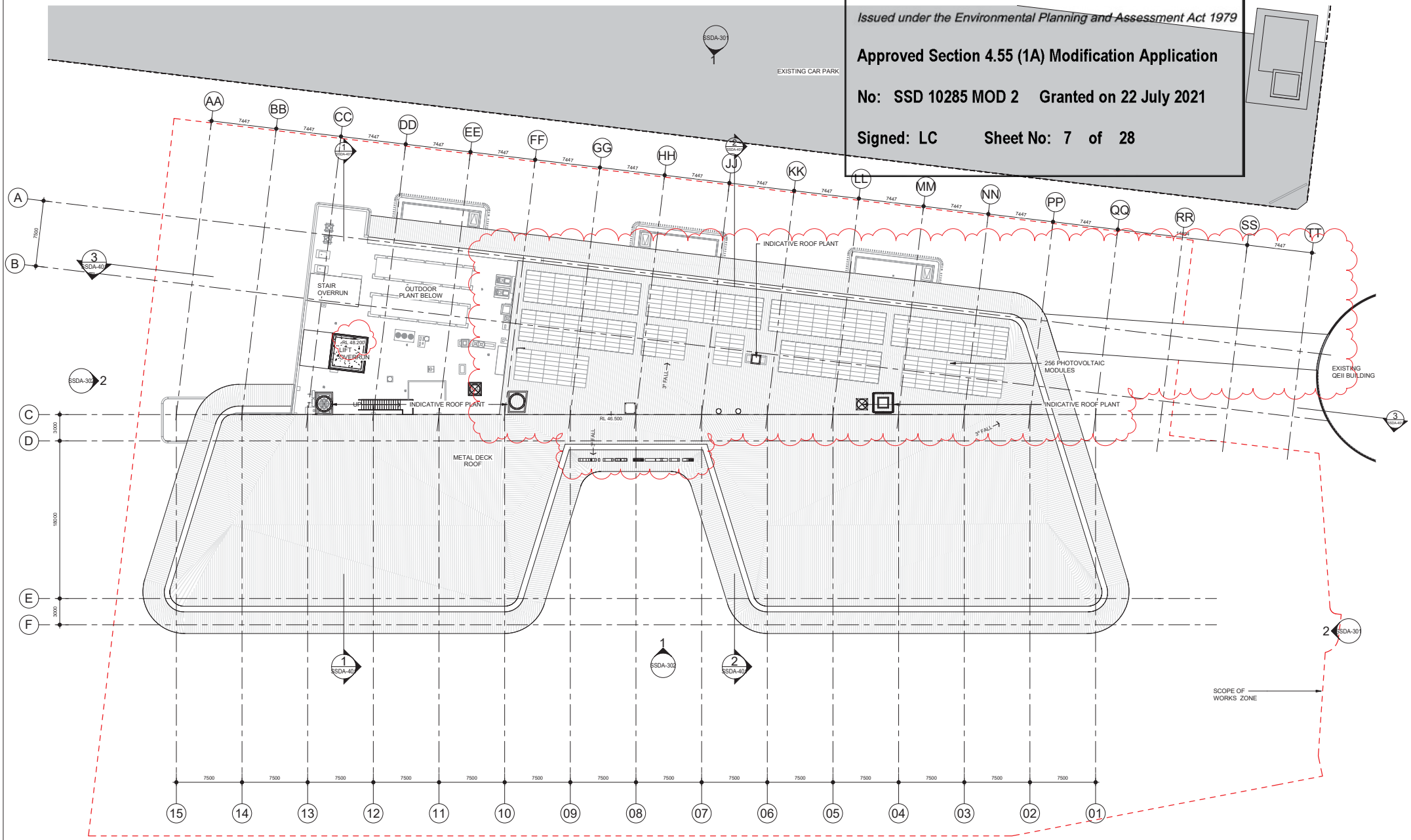

Project:	Drawing Title:	Drawing Number:	Revision:	Date:	Scale:
WINX STAND	**ROOF PLAN**	**SSDA-205**	**F**	**01/03/21**	**1 : 200 @ A1**

Cox Architecture
Level 6, 155 Clarence Street,
Sydney, NSW 2000, Australia
T + 61 2 9267 9599
F + 61 2 9264 5844
www.coxarchitecture.com.au

Nominated Architects
Joe Agius no. 6401
Russell Lee no. 6367

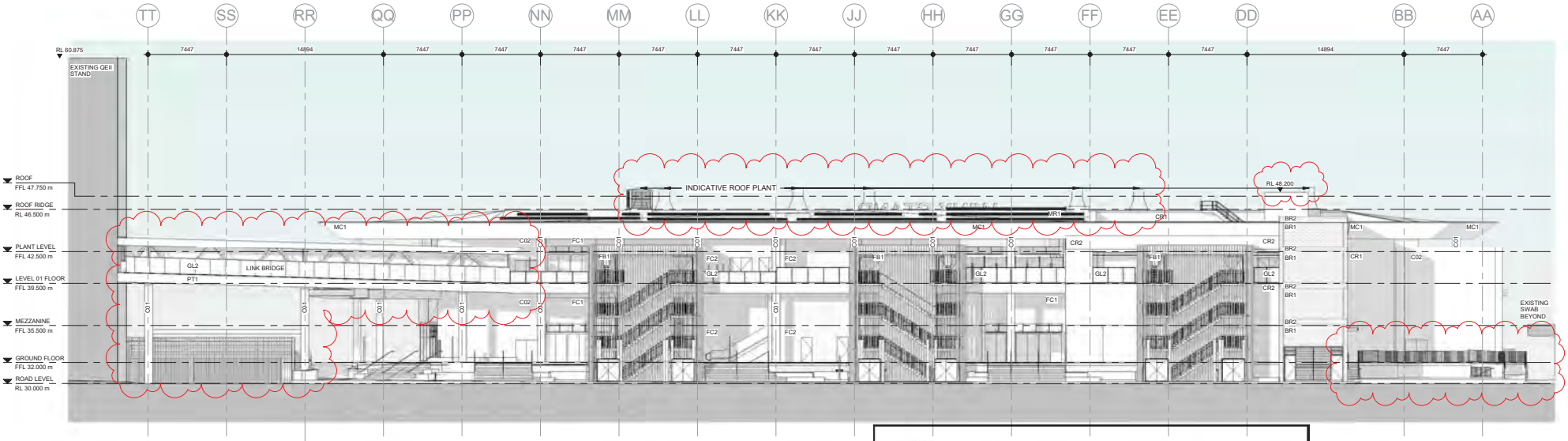

1 SK-01 NORTH ELEVATION (LANEWAY)
SCALE 1 : 200

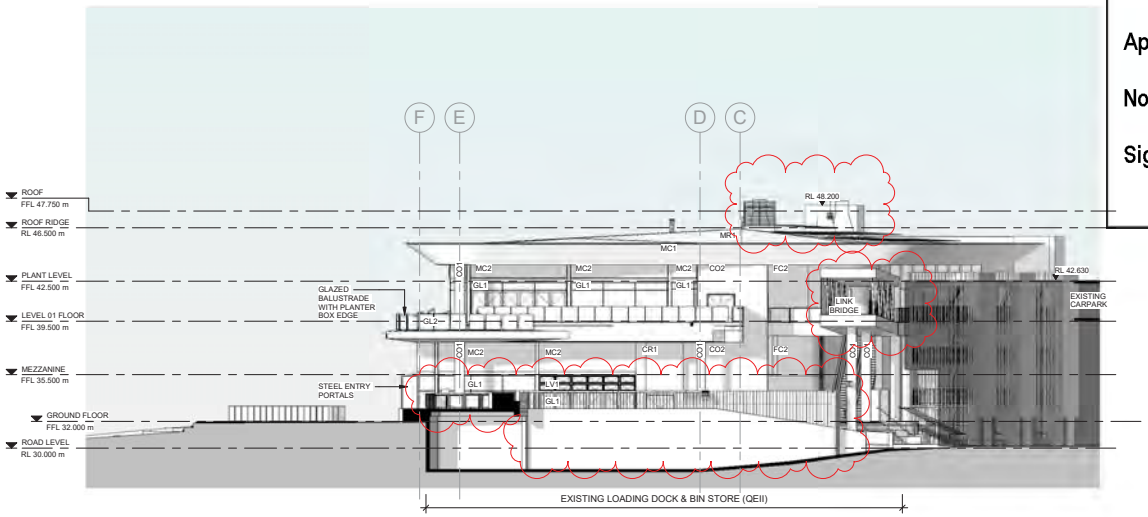

2 A-52-01 EAST ELEVATION
SCALE 1 : 200

NSW GOVERNMENT | Planning, Industry & Environment

Issued under the Environmental Planning and Assessment Act 1979

Approved Section 4.55 (1A) Modification Application

No: SSD 10285 MOD 2 Granted on 22 July 2021

Signed: LC Sheet No: 8 of 28

MATERIALS LEGEND:

CODE:	DESCRIPTION:	COLOUR:
MR1	METAL DECK ROOF	DUNE
FB1	VERTICAL ALUMINIUM FACADE BLADES	BRONZE ANODISED
FB2	VERTICAL ALUMINIUM FACADE BLADES	MONUMENT POWDERCOAT
CR1	CEMENT RENDER	SILVER GREY
CR2	CEMENT RENDER	MONUMENT
MC1	PAINTED FIBRE CEMENT TO SOFFITS	SILVER
MC2	SOLID METAL CLADDING TO FACADE	MONUMENT POWDERCOAT
CO1	OFF-FORM CONCRETE	CLEAR SEALER
CO2	OFF-FORM CONCRETE	BOARD-MARKED FINISH
GL1	ALUMINIUM FRAMED GLAZING	CLEAR GLASS / MONUMENT FRAMES
GL2	GLAZED BALUSTRADE ON STEEL FRAME	CLEAR GLASS / MONUMENT FRAMES
LV1	GLASS VENTILATION LOUVRES	CLEAR GLASS / MONUMENT FRAMES
PT1	MASONRY PAINT FINISH	MONUMENT
PV1	OFF-FORM CONCRETE	HONED WITH EXPOSED AGGREGATE
BR1	FACE BRICKWORK	SIMILAR TO CONTEXT BUILDINGS
BR2	FACE BRICKWORK	SIMILAR TO CONTEXT BUILDINGS
FC1	FIBRE CEMENT SHEET	SILVER GREY
FC2	FIBRE CEMENT SHEET	MONUMENT
FC3	FIBRE CEMENT SHEET	URBAN GREY

Project:	Drawing Title:	Drawing Number:	Revision:	Date:	Scale:
WINX STAND	**ELEVATIONS**	**SSDA-301**	**F**	**01/03/21**	**1 : 200 @ A1**

Cox Architecture
Level 6, 155 Clarence Street,
Sydney, NSW 2000, Australia
T + 61 2 9267 9599
F + 61 2 9264 5844
www.coxarchitecture.com.au

Nominated Architects
Joe Agius no. 6401
Russell Lee no. 6367

COX

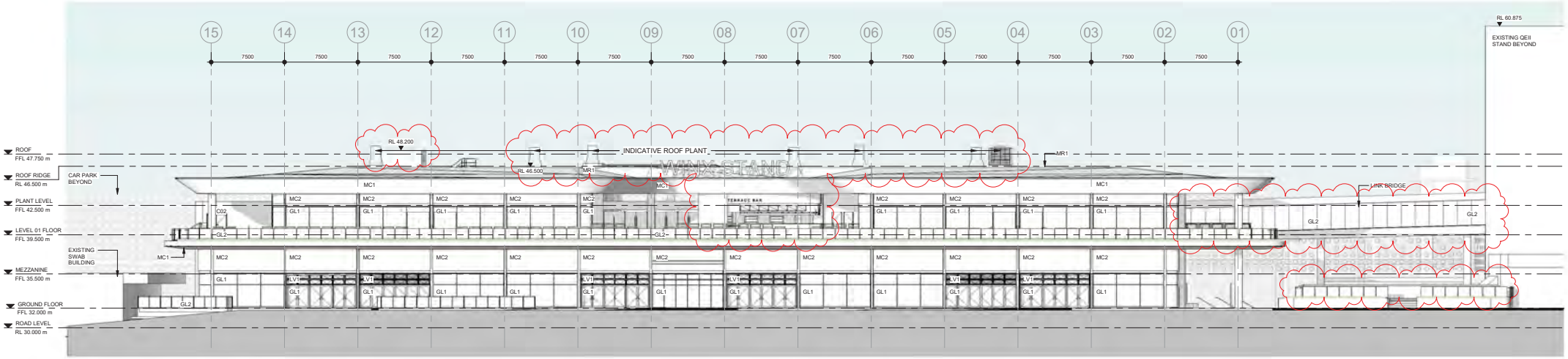

1 SK-01 SOUTH ELEVATION (TRACKSIDE)
SCALE 1 : 200

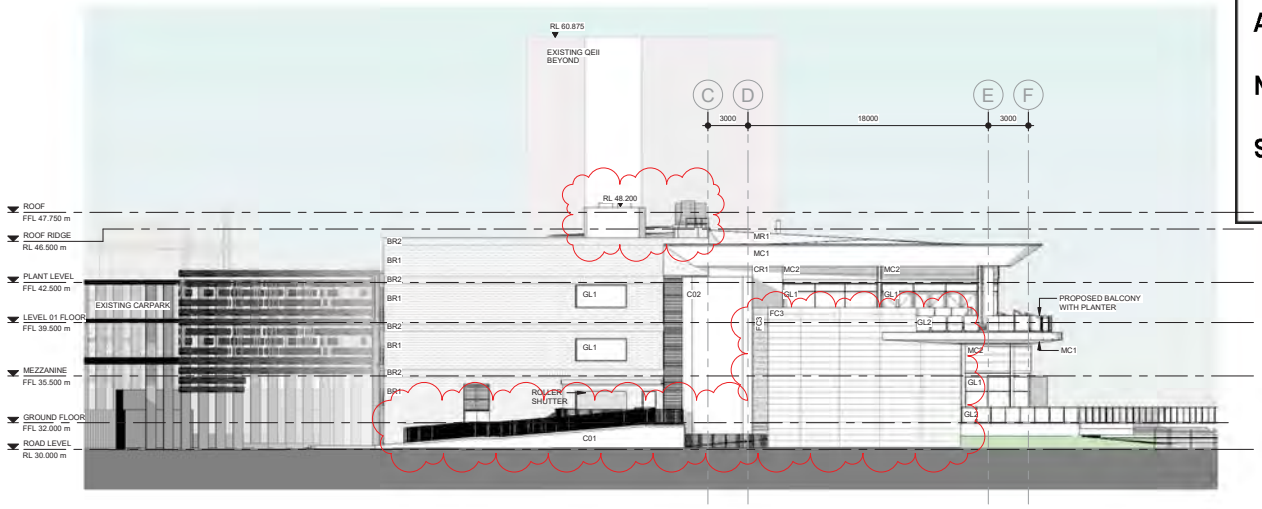

2 SK-01 WEST ELEVATION
SCALE 1 : 200

Planning, Industry & Environment

Issued under the Environmental Planning and Assessment Act 1979

Approved Section 4.55 (1A) Modification Application

No: SSD 10285 MOD 2 Granted on 22 July 2021

Signed: LC Sheet No: 9 of 28

MATERIALS LEGEND:

CODE:	DESCRIPTION:	COLOUR:
MR1	METAL DECK ROOF	DUNE
FB1	VERTICAL ALUMINIUM FACADE BLADES	BRONZE ANODISED
FB2	VERTICAL ALUMINIUM FACADE BLADES	MONUMENT POWDERCOAT
CR1	CEMENT RENDER	SILVER GREY
CR2	CEMENT RENDER	MONUMENT
MC1	PAINTED FIBRE CEMENT TO SOFFITS	SILVER
MC2	SOLID METAL CLADDING TO FACADE	MONUMENT POWDERCOAT
CO1	OFF-FORM CONCRETE	CLEAR SEALER
CO2	OFF-FORM CONCRETE	BOARD-MARKED FINISH
GL1	ALUMINIUM FRAMED GLAZING	CLEAR GLASS / MONUMENT FRAMES
GL2	GLAZED BALUSTRADE ON STEEL FRAME	CLEAR GLASS / MONUMENT FRAMES
LV1	GLASS VENTILATION LOUVRES	CLEAR GLASS / MONUMENT FRAMES
PT1	MASONRY PAINT FINISH	MONUMENT
PV1	OFF-FORM CONCRETE	HONED WITH EXPOSED AGGREGATE
BR1	FACE BRICKWORK	SIMILAR TO CONTEXT BUILDINGS
BR2	FACE BRICKWORK	SIMILAR TO CONTEXT BUILDINGS
FC1	FIBRE CEMENT SHEET	SILVER GREY
FC2	FIBRE CEMENT SHEET	MONUMENT
FC3	FIBRE CEMENT SHEET	URBAN GREY

Project:	Drawing Title:	Drawing Number:	Revision:	Date:	Scale:
WINX STAND	**ELEVATIONS**	**SSDA-302**	**F**	**01/03/21**	**1 : 200 @ A1**

Cox Architecture
Level 6, 155 Clarence Street,
Sydney, NSW 2000, Australia
T + 61 2 9267 9599
F + 61 2 9264 5844
www.coxarchitecture.com.au

Nominated Architects
Joe Agius no. 6401
Russell Lee no. 6367

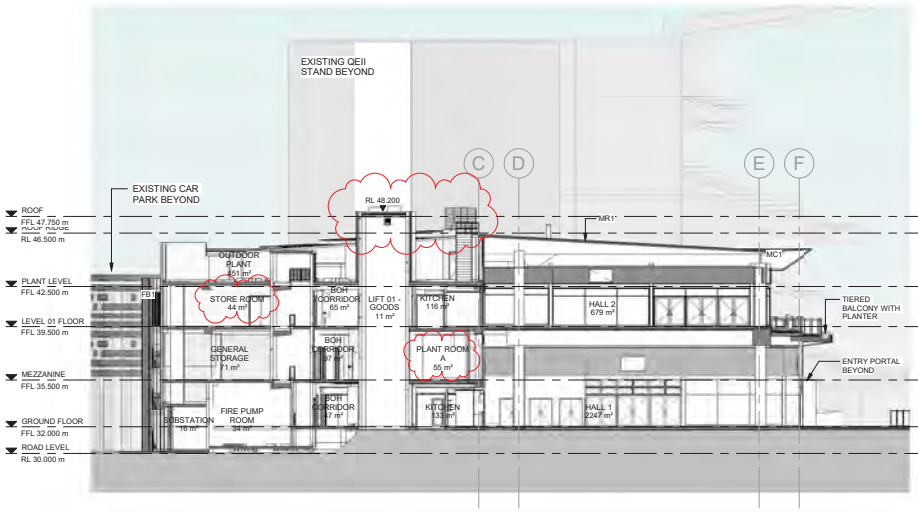

1 SK-05 SECTION A
SCALE 1 : 200

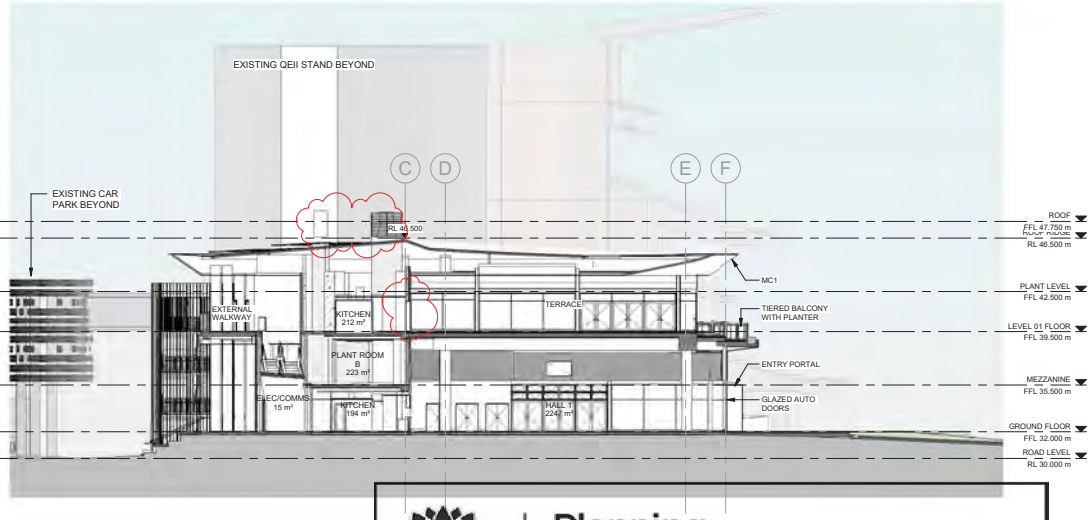

2 SK-05 SECTION B
SCALE 1 : 200

NSW GOVERNMENT | Planning, Industry & Environment

Issued under the Environmental Planning and Assessment Act 1979

Approved Section 4.55 (1A) Modification Application

No: SSD 10285 MOD 2 Granted on 22 July 2021

Signed: LC Sheet No: 10 of 28

3 SK-05 SECTION C
SCALE 1 : 200

Project:	Drawing Title:	Drawing Number:	Revision:	Date:	Scale:
WINX STAND	**SECTIONS**	**SSDA-401**	**E**	**01/03/21**	**1 : 200 @ A1**

Cox Architecture
Level 6, 155 Clarence Street,
Sydney, NSW 2000, Australia
T + 61 2 9267 9599
F + 61 2 9264 5844
www.coxarchitecture.com.au

Nominated Architects
Joe Agius no. 6401
Russel Lee no. 6367

CLEAR GLASS
(GL1 / GL2)



PROFILED METAL ROOF
(MR1)

PROFILED METAL CLADDING
(MC2)

GLASS VENTILATION
LOUVRES
(LV1)

MATERIALS LEGEND:

CODE:	DESCRIPTION:	COLOUR:
MR1	METAL DECK ROOF	DUNE
FB1	VERTICAL ALUMINIUM FACADE BLADES	BRONZE ANODISED
FB2	VERTICAL ALUMINIUM FACADE BLADES	MONUMENT POWDERCOAT
CR1	CEMENT RENDER	SILVER GREY
CR2	CEMENT RENDER	MONUMENT
MC1	PAINTED FIBRE CEMENT TO SOFFITS	SILVER
MC2	SOLID METAL CLADDING TO FACADE	MONUMENT POWDERCOAT
CO1	OFF-FORM CONCRETE	CLEAR SEALER
C02	OFF-FORM CONCRETE	BOARD-MARKED FINISH
GL1	ALUMINIUM FRAMED GLAZING	CLEAR GLASS / MONUMENT FRAMES
GL2	GLAZED BALUSTRADE ON STEEL FRAME	CLEAR GLASS / MONUMENT FRAMES
LV1	GLASS VENTILATION LOUVRES	CLEAR GLASS / MONUMENT FRAMES
PT1	MASONRY PAINT FINISH	MONUMENT
PV1	OFF-FORM CONCRETE	HONED WITH EXPOSED AGGREGATE
BR1	FACE BRICKWORK	SIMILAR TO CONTEXT BUILDINGS
BR2	FACE BRICKWORK	SIMILAR TO CONTEXT BUILDINGS
FC1	FIBRE CEMENT SHEET	SILVER GREY
FC2	FIBRE CEMENT SHEET	MONUMENT
FC3	FIBRE CEMENT SHEET	URBAN GREY

BRONZE ANNODISED
ALUMINIUM FACADE BLADES
(FB1)

CONCRETE PAVERS
(PV1)



FIBRE CEMENT SHEET - SILVER GREY
(FC1)

FIBRE CEMENT SHEET - MONUMENT
(FC2)

FIBRE CEMENT SHEET
(FC3)

OFF-FORM CONCRETE
(CO1)

OFF-FORM CONCRETE
(C02)

MONUMENT GREY FINISH
(CR2, PT1, LV1 & GLAZING FRAMES)



SILVER GREY FINISH
(CR1, MC1 & LV2)

FACE BRICKWORK
(BR1/BR2)

NSW GOVERNMENT | Planning, Industry & Environment

Issued under the Environmental Planning and Assessment Act 1979

Approved Section 4.55 (1A) Modification Application

No: SSD 10285 MOD 2 Granted on 22 July 2021

Signed: LC Sheet No: 11 of 28

Project:	Drawing Title:	Drawing Number:	Revision:	Date:	Scale:
WINX STAND	**SCHEDULE OF FINISHES**	**SSDA-801**	**E**	**01/03/21**	

Cox Architecture
Level 6, 155 Clarence Street,
Sydney, NSW 2000, Australia
T + 61 2 9267 9599
F + 61 2 9264 5844
www.coxarchitecture.com.au

Nominated Architects
Joe Agius no. 6401
Russell Lee no. 6367

COX

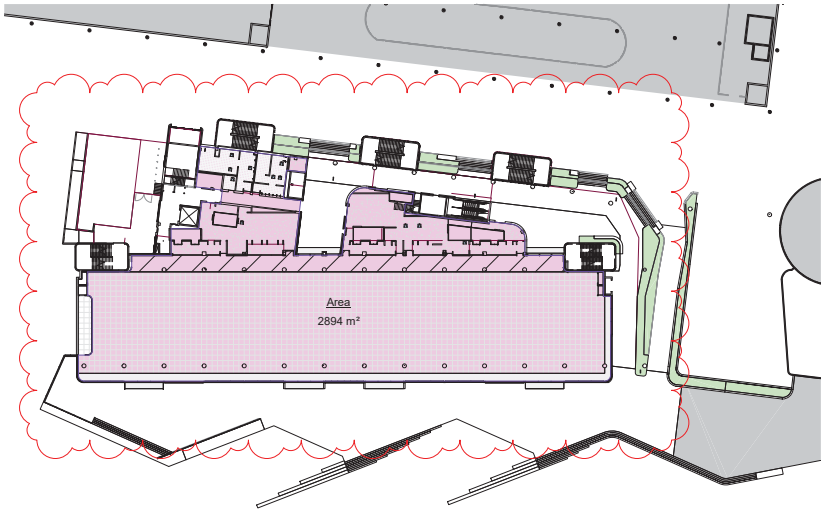

1 A-30-01 GROUND FLOOR
SCALE 1 : 500

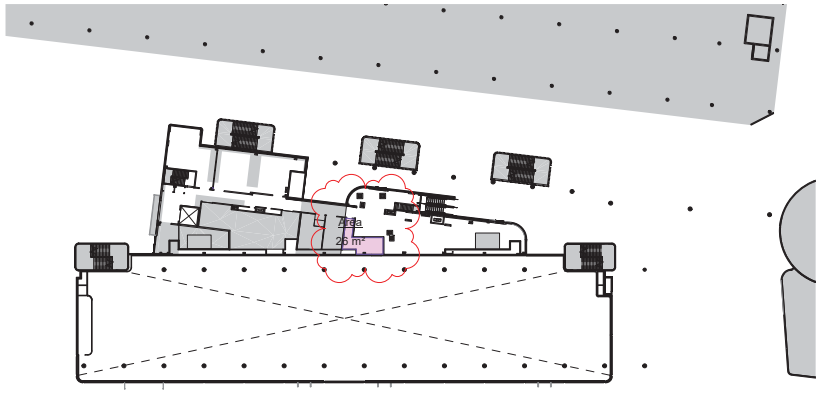

3 A-30-01 MEZZANINE
SCALE 1 : 500

GROSS FLOOR AREA:

GROUND FLOOR GFA:	2894m²
MEZZANINE FLOOR GFA:	26m²
LEVEL 1 GFA:	1893m²
PLANT LEVEL GFA:	0m²
TOTAL GFA:	**4813m²**

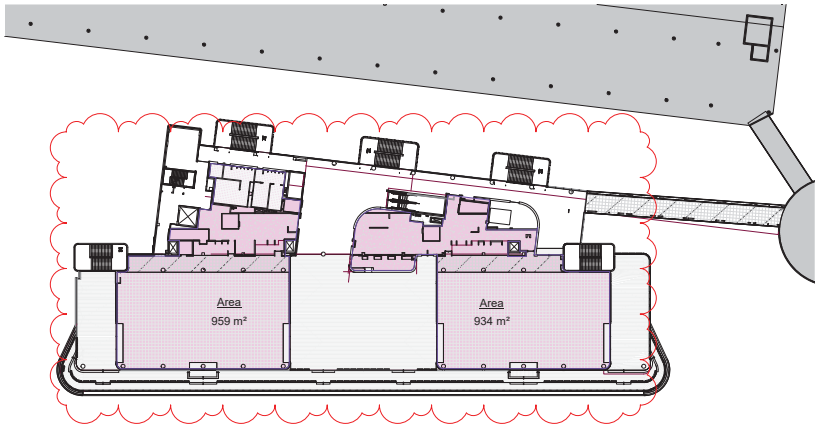

2 A-30-01 LEVEL 01 FLOOR
SCALE 1 : 500

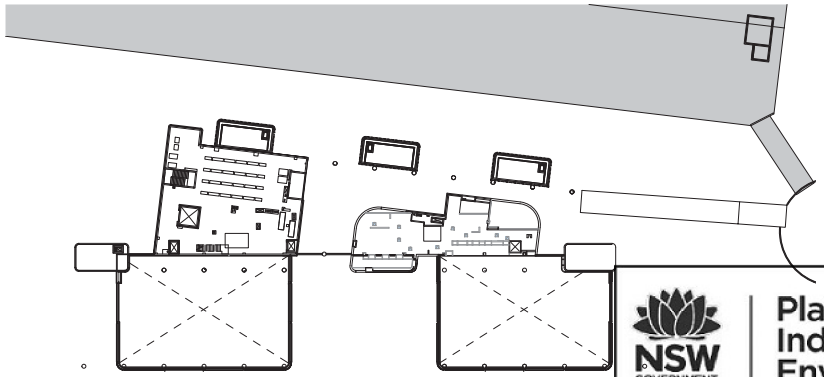

4 A-30-01 PLANT LEVEL
SCALE 1 : 500

NSW GOVERNMENT | Planning, Industry & Environment

Issued under the Environmental Planning and Assessment Act 1979

Approved Section 4.55 (1A) Modification Application

No: SSD 10285 MOD 2 Granted on 22 July 2021

Signed: LC Sheet No: 12 of 28

Project:	Drawing Title:	Drawing Number:	Revision:	Date:	Scale:
WINX STAND	**GFA**	**SSDA-811**	**F**	**01/03/21**	**1 : 500 @ A1**

Cox Architecture
Level 6, 155 Clarence Street,
Sydney, NSW 2000, Australia
T + 61 2 9267 9599
F + 61 2 9264 5844
www.coxarchitecture.com.au

Nominated Architects
Joe Agius no. 6401
Russell Lee no. 6367

COX

NSW GOVERNMENT | Planning, Industry & Environment

Issued under the Environmental Planning and Assessment Act 1979

Approved Section 4.55 (1A) Modification Application

No: SSD 10285 MOD 2 Granted on 22 July 2021

Signed: LC Sheet No: 13 of 28

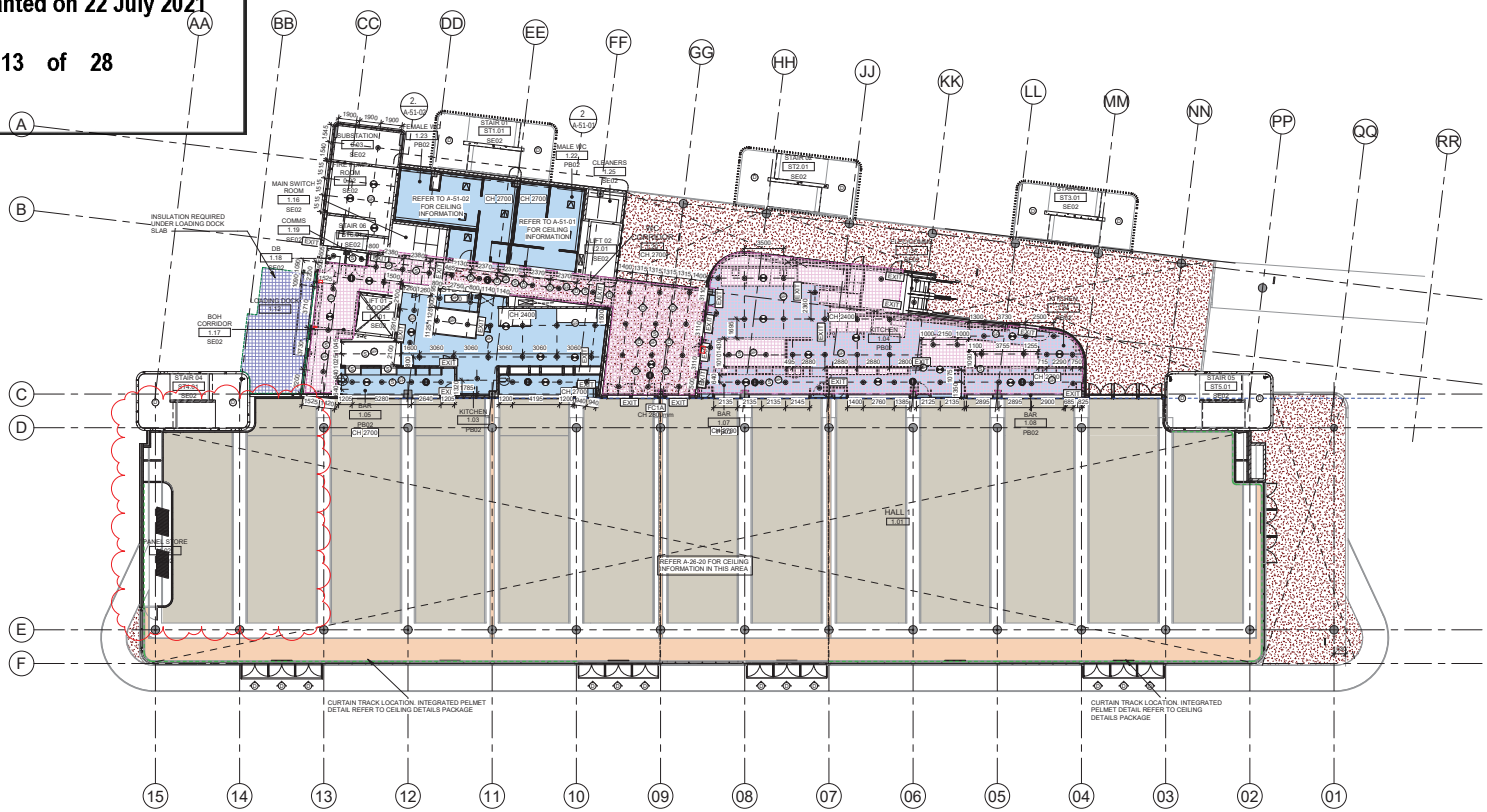

Note:
BUILDING SERVICES FITTINGS SHOWN FOR COORDINATION PURPOSE ONLY. REFER TO CONSULTANT DRAWING FOR FULL SCOPE OF SPECIALIST LIGHTING, GENERAL LIGHTING, FIRE SERVICES, HYDRAULIC, MECHANICAL, ELECTRICAL

LEGEND: REFLECTED CEILING PLAN

NOTES

- ALL WORKS TO BE IN ACCORDANCE WITH BCA & RELEVANT AUSTRALIAN STANDARDS.
- REFER TO CONSULTANTS DOCUMENTS FOR FULL SCOPE OF SPECIALIST LIGHTING, GENERAL LIGHTING, FIRE SERVICES, HYDRAULIC, MECHANICAL, ELECTRICAL & EMERGENCY FITTINGS & FIXTURES. FITTINGS SHOWN IN ARCHITECTURAL LAYOUTS ARE FOR SET OUT PURPOSES ONLY.
- REFER TO CONSULTANTS DOCUMENTS FOR ALL CONCEALED CEILING VOID SERVICES NOT SHOWN ON ARCHITECTURAL RCP.
- REFER TO ELECTRICAL LIGHTING SCHEDULE FOR LIGHT ABBREVIATIONS & SPECIFICATIONS.
- REFER TO THE FINISHES SCHEDULE FOR CEILING FINISHES AND TYPES.
- ACCESS PANELS TO BE FRAMELESS CONCEALED TYPE. FINISH TO ACCESS PANELS TO MATCH ADJACENT CEILING FINISH. ACOUSTIC PERFORMANCE & FIRE RATING
- ALL SOFFITS AND CEILINGS TO BE PAINTED AS PER INTERIOR FINISHES SCHEDULE A-92-01.
- ALL SERVICES ARE SET OUT TO THE CENTRE OF THE CEILING. UNLESS OTHERWISE DIMENSIONED.
- REFER TO KITCHEN CONSULTANT DRAWINGS FOR REQUIRED KITCHEN SERVICES IN ADDITION TO GENERAL SERVICES.
- ALL SET PLASTER CEILINGS ARE TO HAVE A 10mm SHADOWLINE AT JUNCTION WITH WALLS.
- PROVIDE FOR ALL SERVICES PENETRATIONS AS REQUIRED.
- ALL ACOUSTIC SEALING TO BE IN ACCORDANCE WITH THE ACOUSTIC REPORT.
- ALL LIGHTING LOCATIONS TO BE CHECKED FOR SHADOWING AND INSTALLED UPON CLIENT APPROVAL

DIMENSIONS UNLESS OTHERWISE NOTED ARE TO:

- CENTRE OF FITTING / FIXTURE
- FACE OF BLOCKWORK / CONCRETE
- FACE OF PLASTERBOARD TO STUD WALLS
- FINISHED FACE OF CEILING BULKHEAD.
- "COS" = CHECK ON SITE

REFER TO "A-92-01 INTERNAL FINISHES SCHEDULE" FOR ALL CEILING FINISHES

LEGEND: CEILING PLANS

ROOM NAME
XX-X-XX
CEILING TYPE — ROOM TAG WITH ROOM NAME, NUMBER & CEILING TYPE

CH 2600 — CEILING HEIGHT ABOVE ASSOCIATED FINISH FLOOR LEVEL

STEP IN CEILING

ACCESS PANEL

RETURN AIR GRILL

SUPPLY AIR GRILL

LINEAR DIFFUSER

FIRE SPRINKLER

MOVEMENT DETECTOR

THERMAL DETECTOR

LIGHTING SENSOR

EMERGENCY LIGHT

EXIT — EXIT LIGHT

DOWN LIGHT - RECESSED

DOWN LIGHT - SURFACE MOUNTED

WALL WASHING LIGHT

CLOSED CIRCUIT TV CAMERA

SPEAKER - PA / AV

SPEAKER - EWIS

SMOKE DETECTOR

LED BATTEN SURFACE MOUNTED

EMERGENCY INTEGRATED LED BATTEN

CEILING RECESSED LIGHT TROUGH

LX — LED LINEAR EXTRUSION TYPE X

LED — LED STRIP LIGHT IN JOINERY TO DETAIL

PS1 — WALL/BULKHEAD FINISHES TAG

RIGGING POINTS (4MX4M GRID). REFER TO STRUCTURAL DRAWINGS FOR RIGGING DETAILS

LEGEND: CEILING FINISHES

PB01 — PLASTERBOARD - STANDARD

PB02 — PLASTERBOARD - MOISTURE & FIRE RESISTANT

ACP01 — ACOUSTIC CEILING PANEL - COS. MIN. 50MM OFF BEAM AND SOFFIT JUNCTION. TO BE SET OUT FROM CENTRE LINE BETWEEN SIDE BEAMS AND BE BUTT JOINTED TO EACH OTHER. 10MM SHADOWLINE TO PERIMETER OF ACP01 CEILING.

ACSLAT — ACOUSTIC SLATTED CEILING

SE02 — NO CEILING - UNDERSIDE OF SLAB/BEAM/SOFFIT

FIBRE CEMENT CEILING TYPE 01

FC02 — FIBRE CEMENT CEILING TYPE 02

AREA OF EXTERNAL/NON-CONDITIONED SPACE DIRECTLY OVER REQUIRING THERMAL INSULATION FIXED TO SOFFIT TO ACHIEVE R2.0 m2K/W (OVERALL CONSTRUCTION)
NOMINAL INSULATION TYPE - R1.75 40MM FOIL-BACKED RIGID BOARD
NOMINAL INSULATION PRODUCT - KOOLTHERM K10 G2 SOFFIT BOARD

AREA OF EXTERNAL/NON-CONDITIONED SPACE DIRECTLY OVER REQUIRING THERMAL INSULATION FIXED TO SOFFIT TO ACHIEVE R3.2 m2K/W (OVERALL CONSTRUCTION)
NOMINAL INSULATION TYPE - R2.85 60MM FOIL-BACKED RIGID BOARD
NOMINAL INSULATION PRODUCT - KOOLTHERM K10 G2 SOFFIT BOARD

INSULATION OVERLAPS DEPENDING ON OFFSET HEIGHT

CURTAIN TRACK

OPERABLE WALL TRACKS @ 37.900 (-180mm FROM BEAM @ RL 38.080). OPERABLE WALLS -180mm FROM U/S OF BEAMS (RL @ 58.080mm H)

© COPYRIGHT COX ARCHITECTURE PTY LTD

ANY FORM OF REPRODUCTION OF THIS DRAWING IN FULL OR IN PART WITHOUT THE WRITTEN PERMISSION OF COX ARCHITECTURE PTY LTD CONSTITUTES AN INFRINGEMENT OF COPYRIGHT

Rev	Description	By	Date
A	ISSUED FOR TENDER	MiD	19/07/20
B	TENDER ADDENDUM	MaD	10/08/20
C	FOR S4.55 SUBMISSION	MaD	1/03/21

Cox Architecture
Level 6, 155 Clarence Street,
Sydney, NSW 2000, Australia
T + 61 2 9267 9599
F + 61 2 9264 5844
www.coxarchitecture.com.au

Nominated Architects
Joe Agius no. 6491
Russell Lee no. 6367

COX

Consultants

PROJECT MANAGER
NAME: MOSTYN COPPER
ADDRESS: Suite 2, Level 8, 60 Pitt St, Sydney NSW 2000
TEL/FAX: 9241 1599

TOWN PLANNER
NAME: URBIS
ADDRESS: Angel Place, Level 8, 123 Pitt Street, Sydney NSW 2000
TEL/FAX: 8233 9905

COST PLANNER
NAME: RLB
ADDRESS: 141 Walker St, North Sydney NSW 2060
TEL/FAX: 9922 2277

LANDSCAPE ARCHITECT
NAME: STURT NOBLE
ADDRESS: 6/1030 Wattle St, Ultimo NSW 2007
TEL/FAX: 9211 3744

STRUCTURAL ENGINEER
NAME: M + G CONSULTING ENGINEERS
ADDRESS: Level 3, 50 Berry St, North Sydney NSW 2060
TEL/FAX: 8968 7888

MECHANICAL ENGINEER
NAME: ADP CONSULTING
ADDRESS: 308 Sussex St, Sydney NSW 2000
TEL/FAX: 8263 5400

CIVIL ENGINEER
NAME: SCP CONSULTING
ADDRESS: 2/307-309 Kent St, Sydney NSW 2000
TEL/FAX: 9267 9312

ACCESS
NAME: CHEUNG ACCESS
ADDRESS: Level 21/207 Kent St, Sydney NSW 2000
TEL/FAX: 9423 126 726

ESD CONSULTANT
NAME: GHD
ADDRESS: Level 15/133 Castlereagh St, Sydney NSW 2000
TEL/FAX: 9437 864 679

FIRE ENGINEER
NAME: WARRINGTON FIRE
ADDRESS: Suite 802 Level 8/383 Kent St, Sydney NSW 2000
TEL/FAX: 9767 1500

CERTIFIER
NAME: SWP
ADDRESS: Level 7/345K Kent St, Sydney NSW 2000
TEL/FAX: 9283 6555

FHB CONSULTANT
NAME: MDA
ADDRESS: 54 Retreat St, Bridgeman Downs QLD 4035
TEL/FAX: 5618 730 136

FACADE ENGINEER
NAME: ACOR
ADDRESS: 1/33 Gerbert St, St Leonards NSW 2065
TEL/FAX: 9438 0398

Client
ATC & RNSW

Project No.
218204.00

Project
WINX STAND

The Royal Randwick Racecourse

Drawing Title
REFLECTED CEILING PLAN - GROUND FLOOR OVERALL

Document Control Status:
S4.55 ISSUE

BY DRAWING SHEET	Drawn: HK
Co-ordinated: LM	Scale: As indicated @ B1
Project Architect: MD	Date: 10/07/2020
Project Director: JA	Revision: C
Drawing Number: A-26-10	North:

Cox Architecture Pty Ltd ACN 002 535 691

PLOT STAMP DATE: 18/05/2021 9:48:38 AM

© COPYRIGHT COX ARCHITECTURE PTY LTD

ANY FORM OF REPRODUCTION OF THIS DRAWING IN FULL OR IN PART WITHOUT THE WRITTEN PERMISSION OF COX ARCHITECTURE PTY LTD CONSTITUTES AN INFRINGEMENT OF COPYRIGHT

Rev	Description	By	Date
A	ISSUED FOR TENDER	MdD	10/07/20
B	TENDER ADDENDUM	MdD	10/08/20
C	FOR S4.55 SUBMISSION	MdD	1/03/21

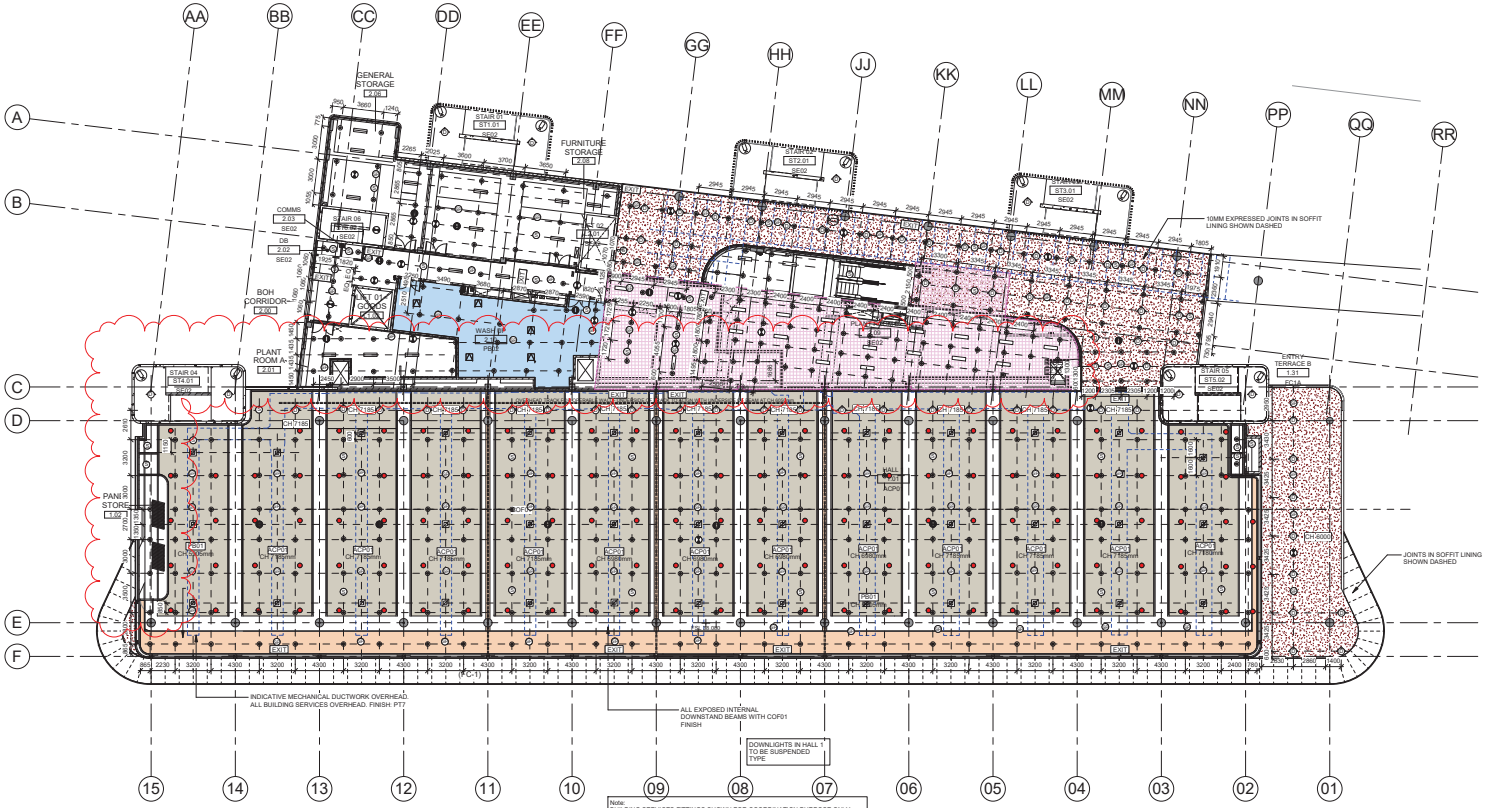

Note:
BUILDING SERVICES FITTINGS SHOWN FOR COORDINATION PURPOSE ONLY. REFER TO CONSULTANT DRAWING FOR FULL SCOPE OF SPECIALIST LIGHTING, GENERAL LIGHTING, FIRE SERVICES, HYDRAULIC, MECHANICAL, ELECTRICAL

LEGEND: REFLECTED CEILING PLAN

NOTES

- ALL WORKS TO BE IN ACCORDANCE WITH BCA & RELEVANT AUSTRALIAN STANDARDS.
- REFER TO CONSULTANTS DOCUMENTS FOR FULL SCOPE OF SPECIALIST LIGHTING, GENERAL LIGHTING, FIRE SERVICES, HYDRAULIC, MECHANICAL, ELECTRICAL & EMERGENCY FITTINGS & FIXTURES. FITTINGS SHOWN IN ARCHITECTURAL LAYOUTS ARE FOR SET OUT PURPOSES ONLY.
- REFER TO CONSULTANTS DOCUMENTS FOR ALL CONCEALED CEILING VOID SERVICES NOT SHOWN ON ARCHITECTURAL RCP's.
- REFER TO ELECTRICAL LIGHTING SCHEDULE FOR LIGHT ABBREVIATIONS & SPECIFICATIONS.
- REFER TO THE FINISHES SCHEDULE FOR CEILING FINISHES AND TYPES.
- ACCESS PANELS TO BE FRAMELESS CONCEALED TYPE. FINISH TO ACCESS PANELS TO MATCH ADJACENT CEILING FINISH. ACOUSTIC PERFORMANCE & FIRE RATING
- ALL SOFFITS AND CEILINGS TO BE PAINTED AS PER INTERIOR FINISHES SCHEDULE A-92-01.
- ALL SERVICES ARE SET OUT TO THE CENTRE OF THE CEILING, UNLESS OTHERWISE DIMENSIONED.
- REFER TO KITCHEN CONSULTANT DRAWINGS FOR REQUIRED KITCHEN SERVICES IN ADDITION TO GENERAL SERVICES.
- ALL SET PLASTER CEILINGS ARE TO HAVE A 10mm SHADOWLINE AT JUNCTION WITH WALLS.
- PROVIDE FOR ALL SERVICES PENETRATIONS AS REQUIRED.
- ALL ACOUSTIC SEALING TO BE IN ACCORDANCE WITH THE ACOUSTIC REPORT.
- ALL LIGHTING LOCATIONS TO BE CHECKED FOR SHADOWING AND INSTALLED UPON CLIENT APPROVAL

DIMENSIONS UNLESS OTHERWISE NOTED ARE TO:

- CENTRE OF FITTING / FIXTURE
- FACE OF BLOCKWORK / CONCRETE
- FACE OF PLASTERBOARD TO STUD WALLS
- FINISHED FACE OF CEILING BULKHEAD.
- "COS" = CHECK ON SITE

REFER TO "A-92-01 INTERNAL FINISHES SCHEDULE" FOR ALL CEILING FINISHES

LEGEND: CEILING PLANS

ROOM NAME / XX.X-XX / CEILING TYPE	ROOM TAG WITH ROOM NAME, NUMBER & CEILING TYPE
CH 2600	CEILING HEIGHT ABOVE ASSOCIATED FINISH FLOOR LEVEL
	STEP IN CEILING
	ACCESS PANEL
	RETURN AIR GRILL
	SUPPLY AIR GRILL
	LINEAR DIFFUSER
	FIRE SPRINKLER
	MOVEMENT DETECTOR
	THERMAL DETECTOR
	LIGHTING SENSOR
	EMERGENCY LIGHT
EXIT	EXIT LIGHT
	DOWN LIGHT - RECESSED
	DOWN LIGHT - SURFACE MOUNTED
	WALL WASHING LIGHT
	CLOSED CIRCUIT TV CAMERA
	SPEAKER - PA / AV
	SPEAKER - EWIS
	SMOKE DETECTOR
	LED BATTEN SURFACE MOUNTED
	EMERGENCY INTEGRATED LED BATTEN
	CEILING RECESSED LIGHT TROUGH
LX	LED LINEAR EXTRUSION TYPE X
LED	LED STRIP LIGHT IN JOINERY TO DETAIL
P01	WALL/BULKHEAD FINISHES TAG
	RIGGING POINTS (4MX4M GRID). REFER TO STRUCTURAL DRAWINGS FOR RIGGING DETAILS

LEGEND: CEILING FINISHES

PB01	PLASTERBOARD - STANDARD
PB02	PLASTERBOARD - MOISTURE & FIRE RESISTANT
ACP01	ACOUSTIC CEILING PANEL - COS. MIN. 50MM OFF BEAM AND SOFFIT JUNCTION. TO BE SET OUT FROM CENTRE LINE BETWEEN SIDE BEAMS AND BE BUTT JOINTED TO EACH OTHER. 10MM SHADOWLINE TO PERIMETER OF ACP01 CEILING.
	ACOUSTIC SLATTED CEILING
SE02	NO CEILING - UNDERSIDE OF SLAB/BEAM/SOFFIT
FCC01	FIBRE CEMENT CEILING TYPE 01
FCC02	FIBRE CEMENT CEILING TYPE 02
	AREA OF EXTERNAL/NON-CONDITIONED SPACE DIRECTLY OVER REQUIRING THERMAL INSULATION FIXED TO SOFFIT TO ACHIEVE R2.0 m2K/W (OVERALL CONSTRUCTION) NOMINAL INSULATION TYPE - R1.75 40MM FOIL-BACKED RIGID BOARD NOMINAL INSULATION PRODUCT - KOOLTHERM K10 G2 SOFFIT BOARD
	AREA OF EXTERNAL/NON-CONDITIONED SPACE DIRECTLY OVER REQUIRING THERMAL INSULATION FIXED TO SOFFIT TO ACHIEVE R3.2 m2K/W (OVERALL CONSTRUCTION) NOMINAL INSULATION TYPE - R2.85 60MM FOIL-BACKED RIGID BOARD NOMINAL INSULATION PRODUCT - KOOLTHERM K10 G2 SOFFIT BOARD
	INSULATION OVERLAPS DEPENDING ON OFFSET HEIGHT
	CURTAIN TRACK
	OPERABLE WALL. TRACKS @ 37.900 (-180mm FROM BEAM @ RL 38.080). OPERABLE WALLS -180mm FROM U/S OF BEAMS (RL @ 38.080mm H)

NSW GOVERNMENT | Planning, Industry & Environment

Issued under the Environmental Planning and Assessment Act 1979

Approved Section 4.55 (1A) Modification Application

No: SSD 10285 MOD 2 Granted on 22 July 2021

Signed: LC Sheet No: 14 of 28

Cox Architecture
Level 6, 155 Clarence Street,
Sydney, NSW 2000, Australia
T + 61 2 9267 9599
F + 61 2 9264 5844
www.coxarchitecture.com.au

Nominated Architects
Joe Agius no. 6491
Russell Lee no. 6367

COX

Consultants

PROJECT MANAGER
NAME: MOSTYN COPPER
ADDRESS: Suite 2, Level 8, 60 Pitt St, Sydney NSW 2000
TEL/FAX: 9241 1599

TOWN PLANNER
NAME: URBIS
ADDRESS: Angel Place, Level 8, 123 Pitt Street, Sydney NSW 2000
TEL/FAX: 8233 9905

COST PLANNER
NAME: RLB
ADDRESS: 141 Walker St, North Sydney NSW 2060
TEL/FAX: 9922 2277

LANDSCAPE ARCHITECT
NAME: STURT NOBLE
ADDRESS: 91/330 Wattle St, Ultimo NSW 2007
TEL/FAX: 9211 3744

STRUCTURAL ENGINEER
NAME: M + G CONSULTING ENGINEERS
ADDRESS: Level 3, 50 Berry St, North Sydney NSW 2060
TEL/FAX: 8966 7888

MECHANICAL ENGINEER
NAME: ADP CONSULTING
ADDRESS: 308 Sussex St, Sydney NSW 2000
TEL/FAX: 8263 5400

CIVIL ENGINEER
NAME: SCP CONSULTING
ADDRESS: 2/307-309 Kent St, Sydney NSW 2000
TEL/FAX: 9267 9312

ACCESS
NAME: CHEUNG ACCESS
ADDRESS: Level 21/207 Kent St, Sydney NSW 2000
TEL/FAX: 9423 126 726

ESD CONSULTANT
NAME: GHD
ADDRESS: Level 15/133 Castlereagh St, Sydney NSW 2000
TEL/FAX: 9437 864 678

FIRE ENGINEER
NAME: WARRINGTON FIRE
ADDRESS: Suite 802 Level 8/383 Kent St, Sydney NSW 2000
TEL/FAX: 9767 1500

CERTIFIER
NAME: SWP
ADDRESS: Level 7/456 Kent St, Sydney NSW 2000
TEL/FAX: 9283 6555

FHS CONSULTANT
NAME: MDA
ADDRESS: 54 Reinest St, Bridgeman Downs QLD 4035
TEL/FAX: 5618 730 136

FACADE ENGINEER
NAME: ACOR
ADDRESS: 1/33 Gerbert St, St Leonards NSW 2065
TEL/FAX: 9438 0398

Client
ATC & RNSW

Project No.
218204.00

Project
WINX STAND
The Royal Randwick Racecourse

Drawing Title
REFLECTED CEILING PLAN - MEZZANINE OVERALL

Document Control Status:
S4.55 ISSUE

BY DRAWING SHEET	Drawn: HK
Co-ordinated: LM	Scale: As indicated @ B1
Project Architect: MD	Date: 10/07/2020
Project Director: JA	Revision: C
Drawing Number: A-26-20	North:

Cox Architecture Pty Ltd ACN 002 535 691

PLOT STAMP DATE: 18/08/2021 9:49:03 AM

© COPYRIGHT COX ARCHITECTURE PTY LTD

ANY FORM OF REPRODUCTION OF THIS DRAWING IN FULL OR IN PART WITHOUT THE WRITTEN PERMISSION OF COX ARCHITECTURE PTY LTD CONSTITUTES AN INFRINGEMENT OF COPYRIGHT

Rev	Description	By	Date
A	ISSUED FOR TENDER	MD	10/07/20
B	FOR S4.55 SUBMISSION	MdD	1/03/21

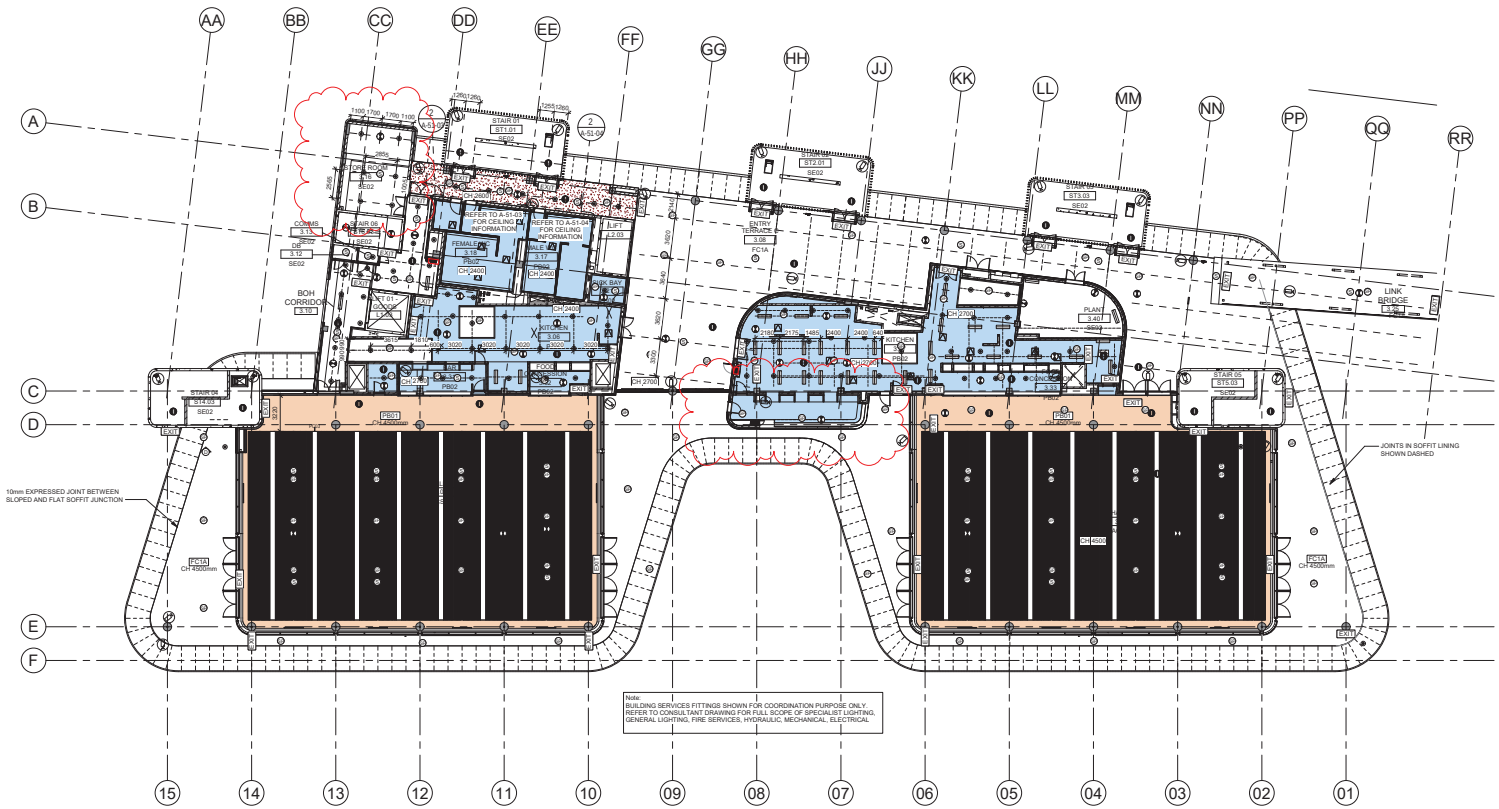

LEGEND: REFLECTED CEILING PLAN

NOTES

- ALL WORKS TO BE IN ACCORDANCE WITH BCA & RELEVANT AUSTRALIAN STANDARDS.
- REFER TO CONSULTANTS DOCUMENTS FOR FULL SCOPE OF SPECIALIST LIGHTING, GENERAL LIGHTING, FIRE SERVICES, HYDRAULIC, MECHANICAL, ELECTRICAL & EMERGENCY FITTINGS & FIXTURES. FITTINGS SHOWN IN ARCHITECTURAL LAYOUTS ARE FOR SET OUT PURPOSES ONLY.
- REFER TO CONSULTANTS DOCUMENTS FOR ALL CONCEALED CEILING VOID SERVICES NOT SHOWN ON ARCHITECTURAL RCP's.
- REFER TO ELECTRICAL LIGHTING SCHEDULE FOR LIGHT ABBREVIATIONS & SPECIFICATIONS.
- REFER TO THE FINISHES SCHEDULE FOR CEILING FINISHES AND TYPES.
- ACCESS PANELS TO BE FRAMELESS CONCEALED TYPE. FINISH TO ACCESS PANELS TO MATCH ADJACENT CEILING FINISH. ACOUSTIC PERFORMANCE & FIRE RATING.
- ALL SOFFITS AND CEILINGS TO BE PAINTED AS PER INTERIOR FINISHES SCHEDULE A-92-01.
- ALL SERVICES ARE SET OUT TO THE CENTRE OF THE CEILING, UNLESS OTHERWISE DIMENSIONED.
- REFER TO KITCHEN CONSULTANT DRAWINGS FOR REQUIRED KITCHEN SERVICES IN ADDITION TO GENERAL SERVICES.
- ALL SET PLASTER CEILINGS ARE TO HAVE A 10mm SHADOWLINE AT JUNCTION WITH WALLS.
- PROVIDE FOR ALL SERVICES PENETRATIONS AS REQUIRED
- ALL ACOUSTIC SEALING TO BE IN ACCORDANCE WITH THE ACOUSTIC REPORT.
- ALL LIGHTING LOCATIONS TO BE CHECKED FOR SHADOWING AND INSTALLED UPON CLIENT APPROVAL.

DIMENSIONS UNLESS OTHERWISE NOTED ARE TO:

- CENTRE OF FITTING / FIXTURE
- FACE OF BLOCKWORK / CONCRETE
- FACE OF PLASTERBOARD TO STUD WALLS
- FINISHED FACE OF CEILING BULKHEAD.
- "COS" = CHECK ON SITE

REFER TO "A-92-01 INTERNAL FINISHES SCHEDULE" FOR ALL CEILING FINISHES

LEGEND: CEILING PLANS

- ROOM NAME / XX.XX / CEILING TYPE — ROOM TAG WITH ROOM NAME, NUMBER & CEILING TYPE
- CH 2600 — CEILING HEIGHT ABOVE ASSOCIATED FINISH FLOOR LEVEL
- STEP IN CEILING
- ACCESS PANEL
- RETURN AIR GRILL
- SUPPLY AIR GRILL
- LINEAR DIFFUSER
- FIRE SPRINKLER
- MOVEMENT DETECTOR
- THERMAL DETECTOR
- LIGHTING SENSOR
- EMERGENCY LIGHT
- EXIT — EXIT LIGHT
- DOWN LIGHT - RECESSED
- DOWN LIGHT - SURFACE MOUNTED
- WALL WASHING LIGHT
- CCTV — CLOSED CIRCUIT TV CAMERA
- SPEAKER - PA / AV
- SPEAKER - EWIS
- SMOKE DETECTOR
- LED BATTEN SURFACE MOUNTED
- EMERGENCY INTEGRATED LED BATTEN
- CEILING RECESSED LIGHT TROUGH
- LX — LED LINEAR EXTRUSION TYPE X
- LED — LED STRIP LIGHT IN JOINERY TO DETAIL
- P01 — WALL/BULKHEAD FINISHES TAG
- RIGGING POINTS (4MX4M GRID). REFER TO STRUCTURAL DRAWINGS FOR RIGGING DETAILS

LEGEND: CEILING FINISHES

- PB01 — PLASTERBOARD - STANDARD
- PB02 — PLASTERBOARD - MOISTURE & FIRE RESISTANT
- ACP01 — ACOUSTIC CEILING PANEL - COS. MIN. 50MM OFF BEAM AND SOFFIT JUNCTION; TO BE SET OUT FROM CENTRE LINE BETWEEN SIDE BEAMS AND BE BUTT JOINTED TO EACH OTHER. 10MM SHADOWLINE TO PERIMETER OF ACP01 CEILING.
- ACOUSTIC SLATTED CEILING
- SE02 — NO CEILING - UNDERSIDE OF SLAB/BEAM/SOFFIT
- FC01 — FIBRE CEMENT CEILING TYPE 01
- FC02 — FIBRE CEMENT CEILING TYPE 02
- AREA OF EXTERNAL/NON-CONDITIONED SPACE DIRECTLY OVER REQUIRING THERMAL INSULATION FIXED TO SOFFIT TO ACHIEVE R2.0 m2K/W (OVERALL CONSTRUCTION)
  NOMINAL INSULATION TYPE - R1.75 40MM FOIL-BACKED RIGID BOARD
  NOMINAL INSULATION PRODUCT - KOOLTHERM K10 G2 SOFFIT BOARD
- AREA OF EXTERNAL/NON-CONDITIONED SPACE DIRECTLY OVER REQUIRING THERMAL INSULATION FIXED TO SOFFIT TO ACHIEVE R3.2 m2K/W (OVERALL CONSTRUCTION)
  NOMINAL INSULATION TYPE - R2.85 60MM FOIL-BACKED RIGID BOARD
  NOMINAL INSULATION PRODUCT - KOOLTHERM K10 G2 SOFFIT BOARD
- INSULATION OVERLAPS DEPENDING ON OFFSET HEIGHT
- CURTAIN TRACK
- OPERABLE WALL: TRACKS @ 37.900 (-180mm FROM BEAM @ RL 38.080)
  OPERABLE WALLS -180mm FROM U/S OF BEAMS (RL @ 38.080mm H)

NSW GOVERNMENT | Planning, Industry & Environment

Issued under the Environmental Planning and Assessment Act 1979

Approved Section 4.55 (1A) Modification Application

No: SSD 10285 MOD 2 Granted on 22 July 2021

Signed: LC Sheet No: 15 of 28

Cox Architecture
Level 6, 155 Clarence Street,
Sydney, NSW 2000, Australia
T + 61 2 9267 9599
F + 61 2 9264 5844
www.coxarchitecture.com.au

Nominated Architects
Joe Agius no. 6491
Russell Lee no. 6367

COX

Consultants

PROJECT MANAGER
NAME: MOSTYN COPPER
ADDRESS: Suite 2, Level 8, 60 Pitt St, Sydney NSW 2000
TEL/FAX: 9241 1599

TOWN PLANNER
NAME: URBIS
ADDRESS: Angel Place, Level 8, 123 Pitt Street, Sydney NSW 2000
TEL/FAX: 8233 9900

COST PLANNER
NAME: RLB
ADDRESS: 141 Walker St, North Sydney NSW 2060
TEL/FAX: 9922 2277

LANDSCAPE ARCHITECT
NAME: STURT NOBLE
ADDRESS: 6/1030 Waite St, Ultimo NSW 2007
TEL/FAX: 9211 3744

STRUCTURAL ENGINEER
NAME: M + G CONSULTING ENGINEERS
ADDRESS: Level 3, 52 Berry St, North Sydney NSW 2060
TEL/FAX: 8968 7888

MECHANICAL ENGINEER
NAME: ADP CONSULTING
ADDRESS: 308 Spring St, Sydney NSW 2000
TEL/FAX: 8263 5400

CIVIL ENGINEER
NAME: SCP CONSULTING
ADDRESS: 2/507-509 Kent St, Sydney NSW 2000
TEL/FAX: 9267 5012

ACCESS
NAME: CHEUNG ACCESS
ADDRESS: Level 21/207 Kent St, Sydney NSW 2000
TEL/FAX: 9423 126 726

ESD CONSULTANT
NAME: GHD
ADDRESS: Level 15/133 Castlereagh St, Sydney NSW 2000
TEL/FAX: 9437 864 679

FIRE ENGINEER
NAME: WARRINGTON FIRE
ADDRESS: Suite 802 Level 8/383 Kent St, Sydney NSW 2000
TEL/FAX: 9767 1500

CERTIFIER
NAME: SWP
ADDRESS: Level 7/456 Kent St, Sydney NSW 2000
TEL/FAX: 9283 6555

FHS CONSULTANT
NAME: MDA
ADDRESS: 54 Retreat St, Bridgeman Downs QLD 4035
TEL/FAX: 5618 730 136

FACADE ENGINEER
NAME: ACOR
ADDRESS: 1/33 Gerbert St, St Leonards NSW 2065
TEL/FAX: 9438 0398

Client
ATC & RNSW

Project No.
218204.00

Project
WINX STAND
The Royal Randwick Racecourse

Drawing Title
REFLECTED CEILING PLAN - LEVEL 01 OVERALL

Document Control Status:
S4.55 ISSUE

BY DRAWING SHEET	Drawn: HK
Co-ordinated: LM	Scale: As indicated @ B1
Project Architect: MD	Date: 10/07/2020
Project Director: JA	Revision: B
Drawing Number: A-26-30	North:

Cox Architecture Pty Ltd ACN 002 535 691

© COPYRIGHT COX ARCHITECTURE PTY LTD

ANY FORM OF REPRODUCTION OF THIS DRAWING IN FULL OR IN PART WITHOUT THE WRITTEN PERMISSION OF COX ARCHITECTURE PTY LTD CONSTITUTES AN INFRINGEMENT OF COPYRIGHT

Rev	Description	By	Date
A	ISSUED FOR TENDER	MD	10/07/20
B	TENDER ADDENDUM	MaD	10/08/20
C	FOR S4.55 SUBMISSION	MaD	1/03/21

NOTE:
REFER TO A-92-01 INTERNAL FINISHES SCHEDULE FOR INTERIOR FINISHES INFORMATION

Cox Architecture
Level 6, 155 Clarence Street,
Sydney, NSW 2000, Australia
T + 61 2 9267 9599
F + 61 2 9264 5844
www.coxarchitecture.com.au

Nominated Architects
Joe Agius no. 6497
Russell Lee no. 6305

Consultants

PROJECT MANAGER
NAME: MOSTYN COPPER
ADDRESS: Suite 2, Level 8, 50 Pitt St, Sydney NSW 2000
TEL/FAX: 9241 1599

TOWN PLANNER
NAME: URBIS
ADDRESS: Angel Place, Level 8, 123 Pitt Street, Sydney NSW 2000
TEL/FAX: 8233 9900

COST PLANNER
NAME: RLB
ADDRESS: 141 Walker St, North Sydney NSW 2060
TEL/FAX: 9922 2277

LANDSCAPE ARCHITECT
NAME: STURT NOBLE
ADDRESS: 91/330 Wattle St, Ultimo NSW 2007
TEL/FAX: 9211 0744

STRUCTURAL ENGINEER
NAME: M + G CONSULTING ENGINEERS
ADDRESS: Level 3, 50 Berry St, North Sydney NSW 2060
TEL/FAX: 8966 7888

MECHANICAL ENGINEER
NAME: ADP CONSULTING
ADDRESS: 2/8 Spring St, Sydney NSW 2000
TEL/FAX: 8203 5443

CIVIL ENGINEER
NAME: SCP CONSULTING
ADDRESS: 2/307-309 Kent St, Sydney NSW 2000
TEL/FAX: 9247 9312

ACCESS
NAME: CHEUNG ACCESS
ADDRESS: Level 21/207 Kent St, Sydney NSW 2000
TEL/FAX: 0423 126 726

E/SD CONSULTANT
NAME: GHD
ADDRESS: Level 15/133 Castlereagh St, Sydney NSW 2000
TEL/FAX: 0437 864 678

FIRE ENGINEER
NAME: WARRINGTON FIRE
ADDRESS: Suite 802 Level 8/263 Kent St, Sydney NSW 2000
TEL/FAX: 9767 1300

CERTIFIER
NAME: SWP
ADDRESS: Level 17/456 Kent St, Sydney NSW 2000
TEL/FAX: 9283 6555

FIRE CONSULTANT
NAME: MDA
ADDRESS: 54 Retreat St, Bridgeman Downs QLD 4035
TEL/FAX: 0418 732 136

FACADE ENGINEER
NAME: ACOR
ADDRESS: 1/33 Gerbert St, St Leonards NSW 2065
TEL/FAX: 9438 3088

Client
ATC & RNSW

Project No.
218204.00

Project
WINX STAND

The Royal Randwick Racecourse

Drawing Title
FINISHES PLAN - GROUND FLOOR OVERALL

Document Control Status:
S4.55 ISSUE

BY DRAWING SHEET	Drawn: PDG
Co-ordinated: LM	Scale: As indicated @ B1
Project Architect: MD	Date: 10/07/20
Project Director: RL	Revision: C
Drawing Number: A-27-10	North:

Cox Architecture Pty Ltd ACN 002 535 891

GENERAL LEGEND:

GENERAL NOTES

CONTRACTOR AND SUBCONTRACTOR SHALL VERIFY ALL DIMENSIONS OF THIS DRAWING AND SITE CONDITIONS PRIOR TO ANY WORK COMMENCING.
- ALL SHOP DRAWINGS SHALL BE SUBMITTED TO THE ARCHITECT. THE MANUFACTURER SHALL NOT COMMENCE ANY WORKS PRIOR TO THE RETURN OF APPROVED SHOP DRAWINGS SIGNED BY THE RELEVANT CONSULTANT.
- FIGURED DIMENSIONS TAKE PRECEDENCE OVER SCALED DIMENSIONS.
- THIS DRAWINGS SHOULD BE READ IN CONJUNCTION WITH ALL RELEVANT CONTRACTS, SPECIFICATIONS AND DRAWINGS.
- COPYRIGHT OF THIS DRAWING IS VESTED IN THE PRINCIPAL CONSULTANT.
- THIS DRAWING ISSUE INCLUDING ALL CLOUDED REVISIONS TAGGED AS THIS REVISION IS REVISED FOR ALL TRADE PACKAGES PREVIOUSLY ISSUED.

01. REFER TO SERVICE ENGINEER'S DRAWINGS FOR LOCATION OF S.D.F BOXES, G.P.O'S AND SKIRTING DUCTS. REFER TO SERVICES ENGINEER'S DRAWINGS FOR CO-ORDINATION OF SLAB & WALL 'BLOCKOUTS' AND 'CORED' PENETRATIONS.
02. REFER TO STRUCTURAL ENGINEER'S DRAWINGS FOR SLAB SIZES AND DETAILS. REFER TO STRUCTURAL ENGINEER'S SUB-SOIL AND SHORING DETAILS.
03. REFER TO HYDRAULIC ENGINEER'S SERVICE PLAN FOR LOCATION OF SUB-FLOOR SERVICES.
04. REFER TO STRUCTURAL ENGINEERS DRAWINGS FOR COLUMN / STRUCTURAL WALL SIZES & DETAILS.
05. REFER TO DOOR SCHEDULES FOR DOOR DETAILS.
06. REFER TO MECHANICAL ENGINEERS DRAWINGS AND SHOP DRAWINGS FOR SIZES OF ALL DUCT PENETRATIONS AND LOUVRE OPENING SIZES.
07. REFER TO MECHANICAL ENGINEER'S DETAILS FOR PENETRATIONS AND BUILDING IN OF DUCTS, GRILLES, PLANT AND CEILING PLENUMS.
08. BUILD IN HIGH LEVEL OPENINGS FOR PLENUMS IN CEILING SPACES. REFER TO MECHANICAL ENGINEER'S DRAWING.
09. FOR ADDITIONAL SETOUT INFORMATION WHERE NO DIMENSIONING SHOWN, REFER TO REFERENCE TAGS FOR DETAILED ARCHITECTURAL DRAWINGS.
10. REFER TO SCHEDULES FOR FF&E AND FINISHES CODES.

GENERAL SYMBOLS

ROOM NAME — XX.XX — CODE — ROOM TAG WITH NAME / NUMBER / FLOOR FINISH TAG "REFER TO FINISHES SCHEDULE

XX01 — FITTINGS, FURNITURE & EQUIPMENT TAGS. REFER TO SCHEDULES FOR SPECIFICATION.

FINISH TAG — CODE — PLAN- FINISH CODE "REFER TO FINISHES SCHEDULE

CODE — ELEVATION- FINISH CODE "REFER TO FINISHES SCHEDULE

JOINERY TAG. CODE — JOINERY CODE "REFER TO JOINERY SCHEDULE

FURNITURE / FIXTURE TAG. CODE — FURNITURE CODE "REFER TO FURNITURE SCHEDULE

XX-XX X — ELEVATION REFERENCE

X XX-XX — SECTION REFERENCE

X XX-XX — DETAIL REFERENCE

X XX-XX — CALL OUT DETAIL REFERENCE

LEGEND: FINISHES PLAN

FINISHES NOTES

- REFER TO FINISHES SCHEDULE FOR SPECIFICATION OF FINISHES AS CODED
- FOR FINISHES OF CALLED OUT AREAS, REFER TO CALL OUT PAGE. FOR OTHER AREAS, IF A FINISH TAG DOES NOT EXIST, THEN WALL IS TO BE PAINTED P01.
- PAINT ALL WALLS AND COLUMNS P01 UNLESS NOTED OTHERWISE
- P01 TO ALL INTERNAL BACK OF HOUSE BLOCK WALLS UNLESS OTHERWISE ANNOTATED.
- WALL MOUNTED BUMP RAILS (FT01) TO ALL INTERNAL BACK OF HOUSE CORRIDORS
- REFER TO DOOR SCHEDULE & DOOR DETAILS A62 SERIES FOR DOOR FINISHES.
- REFER TO A68 SERIES JOINERY PACK FOR JOINERY FINISHES.
- ALLOW FOR NEW SKIRTING TO ALL PARTITIONS UNLESS SHOWN OTHERWISE
- ENSURE ALL SAW CUT MARKS TO DOORS HAVE BEEN SANDED PRIOR TO PAINTING DOORS.
- TO THE EXTENT OF NEW FLOORING AS SHOWN, ALLOW TO PREPARE FLOOR SURFACES TO RECEIVE NEW FLOORING, USE FLOOR LEVELING COMPOUND TO ACHIEVE CONSISTEND LEVEL FLOOR SURFACES
- CHANGES IN FLOOR FINISHES TO BE CENTRELINE OF THE DOOR THRESHOLD
- INSTALL ALL NEW FLOORING IN ACCORDANCE WITH THE MANUFACTURER'S INSTRUCTIONS
- REFER TO INTERNAL ELEVATIONS 51 SERIES FOR WALL TREATMENTS / FINISHES THAT ARE NOT NOTED ON FINISHES PLAN.
- ALUMINIUM TRIM TO ALL EDGES OF WHITEBOARDS / PINBOARDS. TRIM DETAIL & LOCATIONS TBC WITH ARCHITECTS PRIOR TO INSTALLATION
- FOR WALLS CODED P04/PB03 TO REFER TO ELEVATIONS FOR EXTENT OF P04 AND PB03 (3815MM FOR GROUND FLOOR/3315MM FOR LEVEL 1)

FINISHES LEGEND (REFER TO FINISHES SCHEDULE)

CPT01	CARPET TILE - GROUND FLOOR
CPT02	AXMINSTER CARPET - LEVEL 1
TL01	AMENITIES FLOOR TILE
TL05	EXTERNAL TERRAZZO PAVER
EPX01	EPOXY SEALED CONCRETE FLOORING
MAT01	ENTRANCE MATTING
VN01	VINYL RESILIENT FLOORING
PV1	CONCRETE FLOORING
PV2	EXTERNAL PAVING

NOTE: REFER TO GA DRAWINGS FOR EXTERNAL FINISHES

NSW GOVERNMENT | Planning, Industry & Environment

Issued under the Environmental Planning and Assessment Act 1979

Approved Section 4.55 (1A) Modification Application

No: SSD 10285 MOD 2 Granted on 22 July 2021

Signed: LC Sheet No: 16 of 28

PLOT STAMP DATE: 18/05/2021 9:49:55 AM

© COPYRIGHT COX ARCHITECTURE PTY LTD

ANY FORM OF REPRODUCTION OF THIS DRAWING IN FULL OR IN PART WITHOUT THE WRITTEN PERMISSION OF COX ARCHITECTURE PTY LTD CONSTITUTES AN INFRINGEMENT OF COPYRIGHT

Rev	Description	By	Date
A	ISSUED FOR TENDER	MD	10/07/20
B	TENDER ADDENDUM	MaD	10/08/20
C	FOR S4.55 SUBMISSION	MaD	1/03/21

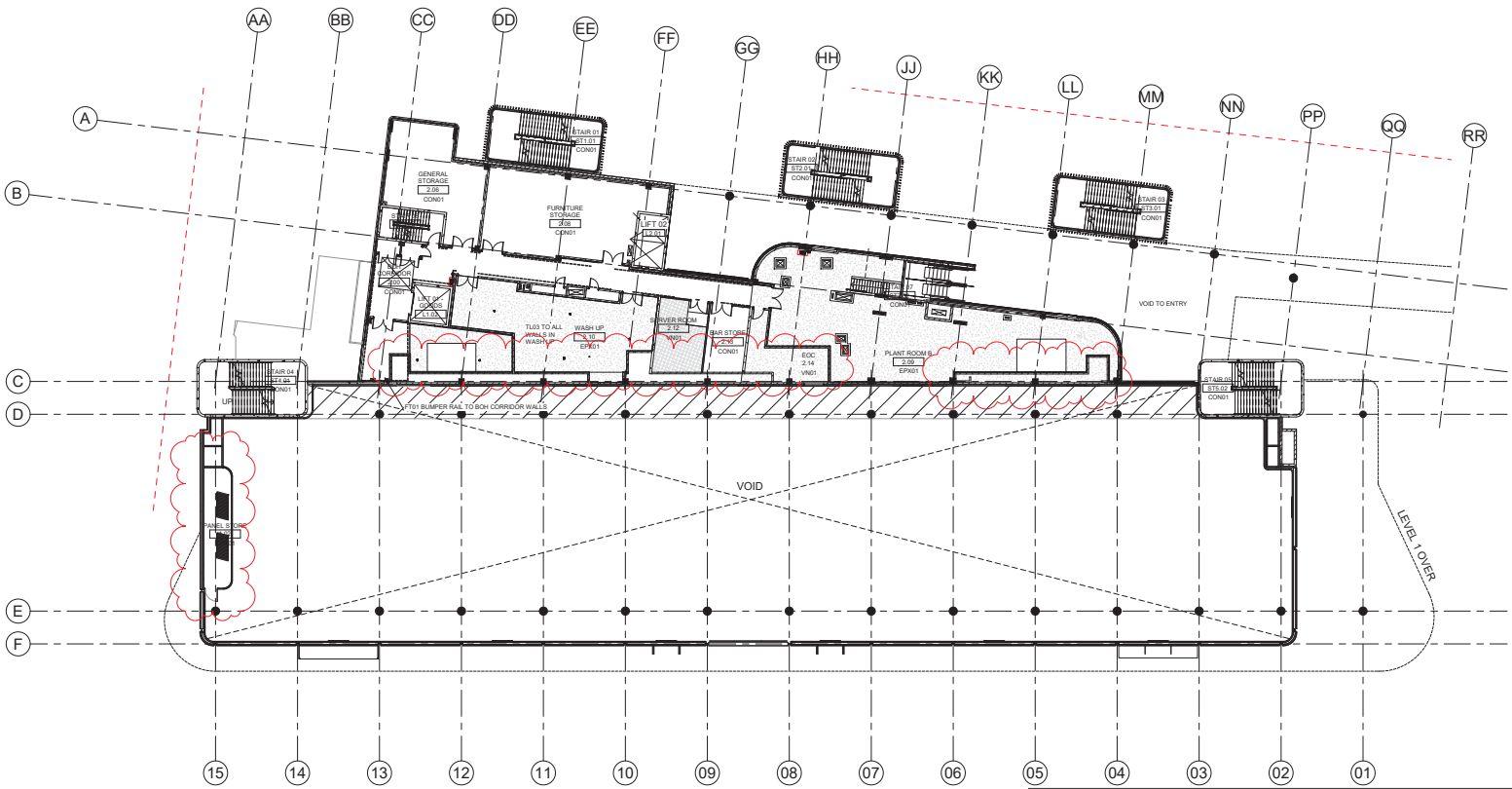

NOTE:
REFER TO A-92-01 INTERNAL FINISHES SCHEDULE FOR INTERIOR FINISHES INFORMATION

Cox Architecture
Level 6, 155 Clarence Street,
Sydney, NSW 2000, Australia
T + 61 2 9267 9599
F + 61 2 9264 5844
www.coxarchitecture.com.au

Nominated Architects
Joe Agius no. 6497
Russell Lea no. 6367

Consultants

PROJECT MANAGER
NAME: MOSTYN COPPER
ADDRESS: Suite 2, Level 8, 50 Pitt St, Sydney NSW 2000
TEL/FAX: 9241 1599

TOWN PLANNER
NAME: URBIS
ADDRESS: Angel Place, Level 8, 123 Pitt Street, Sydney NSW 2000
TEL/FAX: 8233 9900

COST PLANNER
NAME: RLB
ADDRESS: 141 Walker St, North Sydney NSW 2060
TEL/FAX: 9922 2277

LANDSCAPE ARCHITECT
NAME: STURT NOBLE
ADDRESS: 91/330 Wattle St, Ultimo NSW 2007
TEL/FAX: 9211 0744

STRUCTURAL ENGINEER
NAME: M + G CONSULTING ENGINEERS
ADDRESS: Level 3, 50 Berry St, North Sydney NSW 2060
TEL/FAX: 8966 7888

MECHANICAL ENGINEER
NAME: ADP CONSULTING
ADDRESS: 2/8 Spring St, Sydney NSW 2000
TEL/FAX: 8203 5497

CIVIL ENGINEER
NAME: SCP CONSULTING
ADDRESS: 2/207-209 Kent St, Sydney NSW 2000
TEL/FAX: 9247 5212

ACCESS
NAME: CHEUNG ACCESS
ADDRESS: Level 21/207 Kent St, Sydney NSW 2000
TEL/FAX: 0423 126 726

E&S CONSULTANT
NAME: GHD
ADDRESS: Level 15/133 Castlereagh St, Sydney NSW 2000
TEL/FAX: 0437 864 678

FIRE ENGINEER
NAME: WARRINGTON FIRE
ADDRESS: Suite 803 Level 8/383 Kent St, Sydney NSW 2000
TEL/FAX: 9767 1300

CERTIFIER
NAME: SWP
ADDRESS: Level 17/456 Kent St, Sydney NSW 2000
TEL/FAX: 9283 6555

FIRE CONSULTANT
NAME: MDA
ADDRESS: 54 Samuel St, Bridgeman Downs QLD 4035
TEL/FAX: 0418 732 136

FACADE ENGINEER
NAME: ACOR
ADDRESS: 1/33 Gerbert St, St Leonards NSW 2065
TEL/FAX: 9438 3398

Client
ATC & RNSW

Project No.
218204.00

Project
WINX STAND

The Royal Randwick Racecourse

Drawing Title
FINISHES - MEZZANINE OVERALL

Document Control Status:
S4.55 ISSUE

BY DRAWING SHEET	Drawn: PDG
Co-ordinated: LM	Scale: As indicated @ B1
Project Architect: MD	Date: 10/07/20
Project Director: RL	Revision: C
Drawing Number: A-27-20	North:

Cox Architecture Pty Ltd ACN 002 535 891

GENERAL LEGEND:

GENERAL NOTES

CONTRACTOR AND SUBCONTRACTOR SHALL VERIFY ALL DIMENSIONS OF THIS DRAWING AND SITE CONDITIONS PRIOR TO ANY WORK COMMENCING.
- ALL SHOP DRAWINGS SHALL BE SUBMITTED TO THE ARCHITECT. THE MANUFACTURER SHALL NOT COMMENCE ANY WORKS PRIOR TO THE RETURN OF APPROVED SHOP DRAWINGS SIGNED BY THE RELEVANT CONSULTANT.
- FIGURED DIMENSIONS TAKE PRECEDENCE OVER SCALED DIMENSIONS.
- THIS DRAWINGS SHOULD BE READ IN CONJUNCTION WITH ALL RELEVANT CONTRACTS, SPECIFICATIONS AND DRAWINGS.
- COPYRIGHT OF THIS DRAWING IS VESTED IN THE PRINCIPAL CONSULTANT.
- THIS DRAWING ISSUE INCLUDING ALL CLOUDED REVISIONS TAGGED AS THIS REVISION IS REVISED FOR ALL TRADE PACKAGES PREVIOUSLY ISSUED.

01. REFER TO SERVICE ENGINEER'S DRAWINGS FOR LOCATION OF S.D.F BOXES, G.P.O'S AND SKIRTING DUCTS. REFER TO SERVICES ENGINEER'S DRAWINGS FOR CO-ORDINATION OF SLAB & WALL 'BLOCKOUTS' AND 'CORED' PENETRATIONS.
02. REFER TO STRUCTURAL ENGINEER'S DRAWINGS FOR SLAB SIZES AND DETAILS. REFER TO STRUCTURAL ENGINEER'S SUB-SOIL AND SHORING DETAILS.
03. REFER TO HYDRAULIC ENGINEER'S SERVICE PLAN FOR LOCATION OF SUB-FLOOR SERVICES.
04. REFER TO STRUCTURAL ENGINEER'S DRAWINGS FOR COLUMN / STRUCTURAL WALL SIZES & DETAILS.
05. REFER TO DOOR SCHEDULES FOR DOOR DETAILS.
06. REFER TO MECHANICAL ENGINEER'S DRAWINGS AND SHOP DRAWINGS FOR SIZES OF ALL DUCT PENETRATIONS AND LOUVRE OPENING SIZES.
07. REFER TO MECHANICAL ENGINEER'S DETAILS FOR PENETRATIONS AND BUILDING IN OF DUCTS, GRILLES, PLANT AND CEILING PLENUMS.
08. BUILD IN HIGH LEVEL OPENINGS FOR PLENUMS IN CEILING SPACES. REFER TO MECHANICAL ENGINEER'S DRAWING.
09. FOR ADDITIONAL SETOUT INFORMATION WHERE NO DIMENSIONING SHOWN, REFER TO REFERENCE TAGS FOR DETAILED ARCHITECTURAL DRAWINGS.
10. REFER TO SCHEDULES FOR FF&E AND FINISHES CODES.

GENERAL SYMBOLS

ROOM NAME — XX.XX — CODE — ROOM TAG WITH NAME / NUMBER / FLOOR FINISH TAG *REFER TO FINISHES SCHEDULE

XX01 — FITTINGS, FURNITURE & EQUIPMENT TAGS. REFER TO SCHEDULES FOR SPECIFICATION.

FINISH TAG — CODE — PLAN- FINISH CODE *REFER TO FINISHES SCHEDULE

CODE — ELEVATION- FINISH CODE *REFER TO FINISHES SCHEDULE

JOINERY TAG. CODE — JOINERY CODE *REFER TO JOINERY SCHEDULE

FURNITURE / FIXTURE TAG. CODE — FURNITURE CODE *REFER TO FURNITURE SCHEDULE

XX-XX X — ELEVATION REFERENCE

X XX-XX — SECTION REFERENCE

X XX-XX — DETAIL REFERENCE

X XX-XX — CALL OUT DETAIL REFERENCE

LEGEND: FINISHES PLAN

FINISHES NOTES
- REFER TO FINISHES SCHEDULE FOR SPECIFICATION OF FINISHES AS CODED
- FOR FINISHES OF CALLED OUT AREAS, REFER TO CALL OUT PAGE. FOR OTHER AREAS, IF A FINISH TAG DOES NOT EXIST, THEN WALL IS TO BE PAINTED P01.
- PAINT ALL WALLS AND COLUMNS P01 UNLESS NOTED OTHERWISE
- P01 TO ALL INTERNAL BACK OF HOUSE BLOCK WALLS UNLESS OTHERWISE ANNOTATED.
- WALL MOUNTED BUMP RAILS (FT01) TO ALL INTERNAL BACK OF HOUSE CORRIDORS
- REFER TO DOOR SCHEDULE & DOOR DETAILS A62 SERIES FOR DOOR FINISHES.
- REFER TO A68 SERIES JOINERY PACK FOR JOINERY FINISHES.
- ALLOW FOR NEW SKIRTING TO ALL PARTITIONS UNLESS SHOWN OTHERWISE
- ENSURE ALL SAW CUT MARKS TO DOORS HAVE BEEN SANDED PRIOR TO PAINTING DOORS.
- TO THE EXTENT OF NEW FLOORING AS SHOWN, ALLOW TO PREPARE FLOOR SURFACES TO RECEIVE NEW FLOORING, USE FLOOR LEVELING COMPOUND TO ACHIEVE CONSISTEND LEVEL FLOOR SURFACES
- CHANGES IN FLOOR FINISHES TO BE CENTRELINE OF THE DOOR THRESHOLD.
- INSTALL ALL NEW FLOORING IN ACCORDANCE WITH THE MANUFACTURER'S INSTRUCTIONS
- REFER TO INTERNAL ELEVATIONS 51 SERIES FOR WALL TREATMENTS / FINISHES THAT ARE NOT NOTED ON FINISHES PLAN.
- ALUMINIUM TRIM TO ALL EDGES OF WHITEBOARDS / PINBOARDS. TRIM DETAIL & LOCATIONS TBC WITH ARCHITECTS PRIOR TO INSTALLATION.
- FOR WALLS CODED P04/PB03 TO REFER TO ELEVATIONS FOR EXTENT OF P04 AND PB03 (3815MM FOR GROUND FLOOR/3315MM FOR LEVEL 1)

FINISHES LEGEND (REFER TO FINISHES SCHEDULE)

CPT01	CARPET TILE - GROUND FLOOR
CPT02	AXMINSTER CARPET - LEVEL 1
TL01	AMENITIES FLOOR TILE
TL05	EXTERNAL TERRAZZO PAVER
EPX01	EPOXY SEALED CONCRETE FLOORING
MAT01	ENTRANCE MATTING
VN01	VINYL RESILIENT FLOORING
PV1	CONCRETE FLOORING
PV2	EXTERNAL PAVING

NOTE: REFER TO GA DRAWINGS FOR EXTERNAL FINISHES

NSW GOVERNMENT | Planning, Industry & Environment

Issued under the Environmental Planning and Assessment Act 1979

Approved Section 4.55 (1A) Modification Application

No: SSD 10285 MOD 2 Granted on 22 July 2021

Signed: LC Sheet No: 17 of 28

PLOT STAMP DATE: 18/05/2021 9:55:48 AM

© COPYRIGHT COX ARCHITECTURE PTY LTD

ANY FORM OF REPRODUCTION OF THIS DRAWING IN FULL OR IN PART WITHOUT THE WRITTEN PERMISSION OF COX ARCHITECTURE PTY LTD CONSTITUTES AN INFRINGEMENT OF COPYRIGHT

Rev	Description	By	Date
A	ISSUED FOR TENDER	MD	10/07/20
B	TENDER ADDENDUM	MaD	10/08/20
C	FOR S4.55 SUBMISSION	MaD	1/03/21

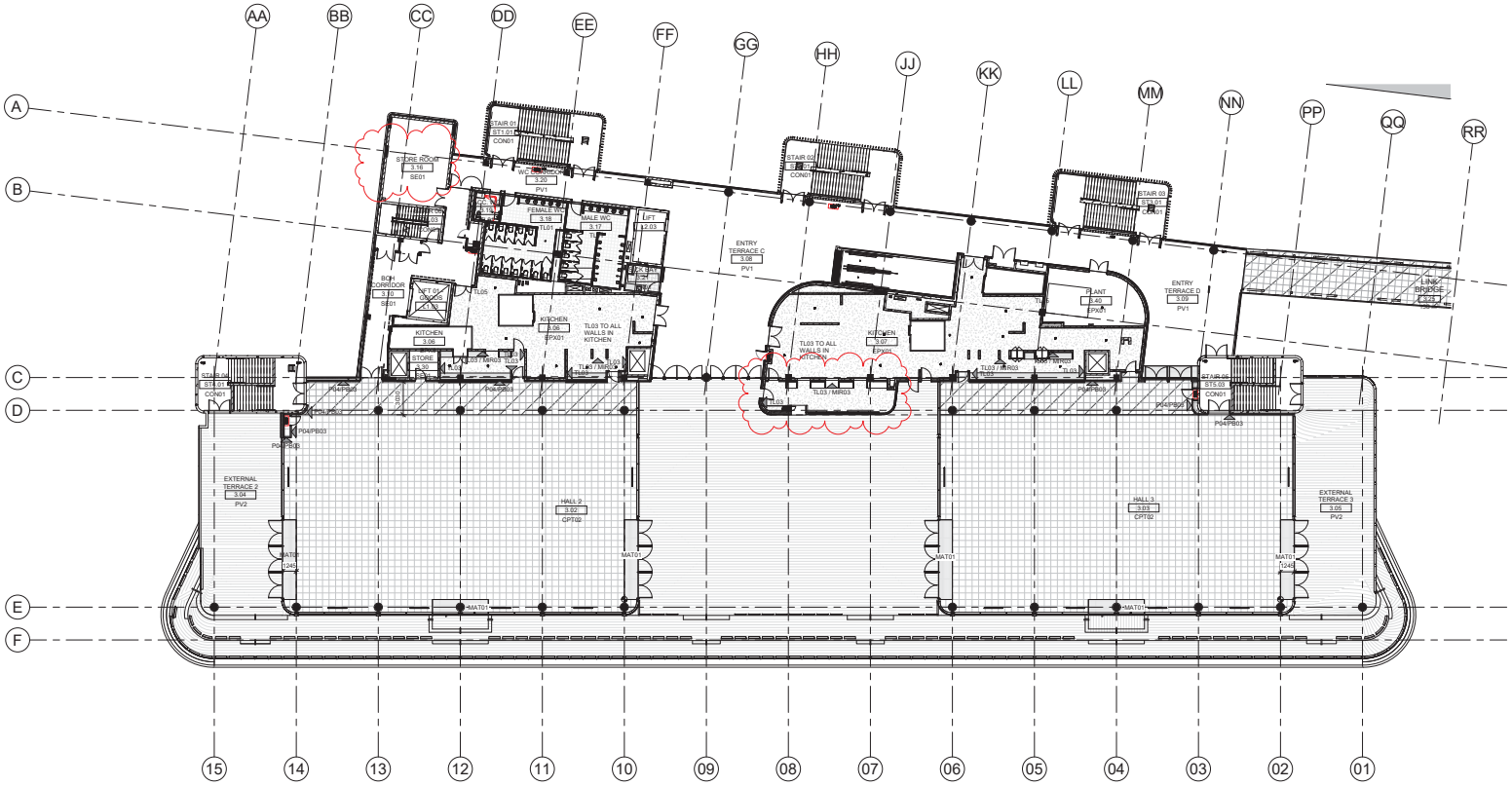

1 A-30-01 LEVEL 01 FLOOR FINISHES PLAN OVERALL
SCALE 1 : 200

NOTE:
REFER TO A-92-01 INTERNAL FINISHES SCHEDULE FOR INTERIOR FINISHES INFORMATION

Cox Architecture
Level 6, 155 Clarence Street,
Sydney, NSW 2000, Australia
T + 61 2 9267 9599
F + 61 2 9264 5844
www.coxarchitecture.com.au

Nominated Architects
Joe Agius no. 6497
Russell Lee no. 6305

Consultants

PROJECT MANAGER
NAME: MOSTYN COPPER
ADDRESS: Suite 2, Level 8, 50 Pitt St, Sydney NSW 2000
TEL/FAX: 9241 1999

TOWN PLANNER
NAME: URBIS
ADDRESS: Angel Place, Level 8, 123 Pitt Street, Sydney NSW 2000
TEL/FAX: 8233 9900

COST PLANNER
NAME: RLB
ADDRESS: 141 Walker St, North Sydney NSW 2060
TEL/FAX: 9922 2277

LANDSCAPE ARCHITECT
NAME: STURT NOBLE
ADDRESS: 91/330 Wattle St, Ultimo NSW 2007
TEL/FAX: 9211 0744

STRUCTURAL ENGINEER
NAME: M + G CONSULTING ENGINEERS
ADDRESS: Level 3, 50 Berry St, North Sydney NSW 2060
TEL/FAX: 8966 7888

MECHANICAL ENGINEER
NAME: ADP CONSULTING
ADDRESS: 2/8 Spring St, Sydney NSW 2000
TEL/FAX: 8203 5497

CIVIL ENGINEER
NAME: SCP CONSULTING
ADDRESS: 2/307-309 Kent St, Sydney NSW 2000
TEL/FAX: 9267 9312

ACCESS
NAME: CHEUNG ACCESS
ADDRESS: Level 21/207 Kent St, Sydney NSW 2000
TEL/FAX: 0423 126 726

E/SD CONSULTANT
NAME: GHD
ADDRESS: Level 15/133 Castlereagh St, Sydney NSW 2000
TEL/FAX: 0437 864 629

FIRE ENGINEER
NAME: WARRINGTON FIRE
ADDRESS: Suite 802 Level 8/263 Kent St, Sydney NSW 2000
TEL/FAX: 9767 1300

CERTIFIER
NAME: SWP
ADDRESS: Level 17/456 Kent St, Sydney NSW 2000
TEL/FAX: 9283 6555

FIRE CONSULTANT
NAME: MDA
ADDRESS: 54 Retreat St, Bridgeman Downs QLD 4035
TEL/FAX: 0418 732 136

FACADE ENGINEER
NAME: ACOR
ADDRESS: 1/33 Gerbert St, St Leonards NSW 2065
TEL/FAX: 9438 3088

Client
ATC & RNSW

Project No.
218204.00

Project
WINX STAND

The Royal Randwick Racecourse

Drawing Title
FINISHES PLAN - LEVEL 01 OVERALL

Document Control Status:
S4.55 SUBMISSION

BI DRAWING SHEET	Drawn: PDG
Co-ordinated: LM	Scale: As indicated @ B1
Project Architect: MD	Date: 04/06/20
Project Director: RL	Revision: C
Drawing Number: A-27-30	North:

Cox Architecture Pty Ltd ACN 002 535 891

GENERAL LEGEND:

GENERAL NOTES

- CONTRACTOR AND SUBCONTRACTOR SHALL VERIFY ALL DIMENSIONS OF THIS DRAWING AND SITE CONDITIONS PRIOR TO ANY WORK COMMENCING.
- ALL SHOP DRAWINGS SHALL BE SUBMITTED TO THE ARCHITECT. THE MANUFACTURER SHALL NOT COMMENCE ANY WORKS PRIOR TO THE RETURN OF APPROVED SHOP DRAWINGS SIGNED BY THE RELEVANT CONSULTANT.
- FIGURED DIMENSIONS TAKE PRECEDENCE OVER SCALED DIMENSIONS.
- THIS DRAWINGS SHOULD BE READ IN CONJUNCTION WITH ALL RELEVANT CONTRACTS, SPECIFICATIONS AND DRAWINGS.
- COPYRIGHT OF THIS DRAWING IS VESTED IN THE PRINCIPAL CONSULTANT.
- THIS DRAWING ISSUE INCLUDING ALL CLOUDED REVISIONS TAGGED AS THIS REVISION IS REVISED FOR ALL TRADE PACKAGES PREVIOUSLY ISSUED.

01. REFER TO SERVICE ENGINEER'S DRAWINGS FOR LOCATION OF S.D.F BOXES, G.P.O'S AND SKIRTING DUCTS. REFER TO SERVICES ENGINEER'S DRAWINGS FOR CO-ORDINATION OF SLAB & WALL 'BLOCKOUTS' AND 'CORED' PENETRATIONS.
02. REFER TO STRUCTURAL ENGINEER'S DRAWINGS FOR SLAB SIZES AND DETAILS. REFER TO STRUCTURAL ENGINEER'S SUB-SOIL AND SHORING DETAILS.
03. REFER TO HYDRAULIC ENGINEER'S SERVICE PLAN FOR LOCATION OF SUB-FLOOR SERVICES.
04. REFER TO STRUCTURAL ENGINEER'S DRAWINGS FOR COLUMN / STRUCTURAL WALL SIZES & DETAILS.
05. REFER TO DOOR SCHEDULES FOR DOOR DETAILS.
06. REFER TO MECHANICAL ENGINEERS DRAWINGS AND SHOP DRAWINGS FOR SIZES OF ALL DUCT PENETRATIONS AND LOUVRE OPENING SIZES.
07. REFER TO MECHANICAL ENGINEER'S DETAILS FOR PENETRATIONS AND BUILDING IN OF DUCTS, GRILLES, PLANT AND CEILING PLENUMS.
08. BUILD IN HIGH LEVEL OPENINGS FOR PLENUMS IN CEILING SPACES. REFER TO MECHANICAL ENGINEER'S DRAWING.
09. FOR ADDITIONAL SETOUT INFORMATION WHERE NO DIMENSIONING SHOWN, REFER TO REFERENCE TAGS FOR DETAILED ARCHITECTURAL DRAWINGS.
10. REFER TO SCHEDULES FOR FF&E AND FINISHES CODES.

GENERAL SYMBOLS

ROOM NAME XX-XX — CODE — ROOM TAG WITH NAME / NUMBER / FLOOR FINISH TAG *REFER TO FINISHES SCHEDULE

XX01 — FITTINGS, FURNITURE & EQUIPMENT TAGS. REFER TO SCHEDULES FOR SPECIFICATION.

FINISH TAG — CODE — PLAN- FINISH CODE *REFER TO FINISHES SCHEDULE

CODE — ELEVATION- FINISH CODE *REFER TO FINISHES SCHEDULE

JOINERY TAG. CODE — JOINERY CODE *REFER TO JOINERY SCHEDULE

FURNITURE / FIXTURE TAG. CODE — FURNITURE CODE *REFER TO FURNITURE SCHEDULE

XX-XX X — ELEVATION REFERENCE

X XX-XX — SECTION REFERENCE

X XX-XX — DETAIL REFERENCE

X XX-XX — CALL OUT DETAIL REFERENCE

LEGEND: FINISHES PLAN

FINISHES NOTES

- REFER TO FINISHES SCHEDULE FOR SPECIFICATION OF FINISHES AS CODED
- FOR FINISHES OF CALLED OUT AREAS, REFER TO CALL OUT PAGE. FOR OTHER AREAS, IF A FINISH TAG DOES NOT EXIST, THEN WALL IS TO BE PAINTED P01.
- PAINT ALL WALLS AND COLUMNS P01 UNLESS NOTED OTHERWISE
- P01 TO ALL INTERNAL BACK OF HOUSE BLOCK WALLS UNLESS OTHERWISE ANNOTATED.
- WALL MOUNTED BUMP RAILS (FT01) TO ALL INTERNAL BACK OF HOUSE CORRIDORS
- REFER TO DOOR SCHEDULE & DOOR DETAILS A62 SERIES FOR DOOR FINISHES.
- REFER TO A68 SERIES JOINERY PACK FOR JOINERY FINISHES.
- ALLOW FOR NEW SKIRTING TO ALL PARTITIONS UNLESS SHOWN OTHERWISE
- ENSURE ALL SAW CUT MARKS TO DOORS HAVE BEEN SANDED PRIOR TO PAINTING DOORS.
- TO THE EXTENT OF NEW FLOORING AS SHOWN, ALLOW TO PREPARE FLOOR SURFACES TO RECEIVE NEW FLOORING, USE FLOOR LEVELING COMPOUND TO ACHIEVE CONSISTEND LEVEL FLOOR SURFACES
- CHANGES IN FLOOR FINISHES TO BE CENTRELINE OF THE DOOR THRESHOLD.
- INSTALL ALL NEW FLOORING IN ACCORDANCE WITH THE MANUFACTURER'S INSTRUCTIONS
- REFER TO INTERNAL ELEVATIONS 51 SERIES FOR WALL TREATMENTS / FINISHES THAT ARE NOT NOTED ON FINISHES PLAN. ALUMINIUM TRIM TO ALL EDGES OF WHITEBOARDS / PINBOARDS. TRIM DETAIL & LOCATIONS TBC WITH ARCHITECTS PRIOR TO INSTALLATION.
- FOR WALLS CODED P04/PB03 TO REFER TO ELEVATIONS FOR EXTENT OF P04 AND PB03 (3815MM FOR GROUND FLOOR/3315MM FOR LEVEL 1)

FINISHES LEGEND (REFER TO FINISHES SCHEDULE)

CPT01	CARPET TILE - GROUND FLOOR
CPT02	AXMINSTER CARPET - LEVEL 1
TL01	AMENITIES FLOOR TILE
TL05	EXTERNAL TERRAZZO PAVER
EPX01	EPOXY SEALED CONCRETE FLOORING
MAT01	ENTRANCE MATTING
VN01	VINYL RESILIENT FLOORING
PV1	CONCRETE FLOORING
PV2	EXTERNAL PAVING

NOTE: REFER TO GA DRAWINGS FOR EXTERNAL FINISHES

NSW GOVERNMENT | Planning, Industry & Environment

Issued under the Environmental Planning and Assessment Act 1979

Approved Section 4.55 (1A) Modification Application

No: SSD 10285 MOD 2 Granted on 22 July 2021

Signed: LC Sheet No: 18 of 28

PLOT STAMP DATE: 18/05/2021 9:50:43 AM

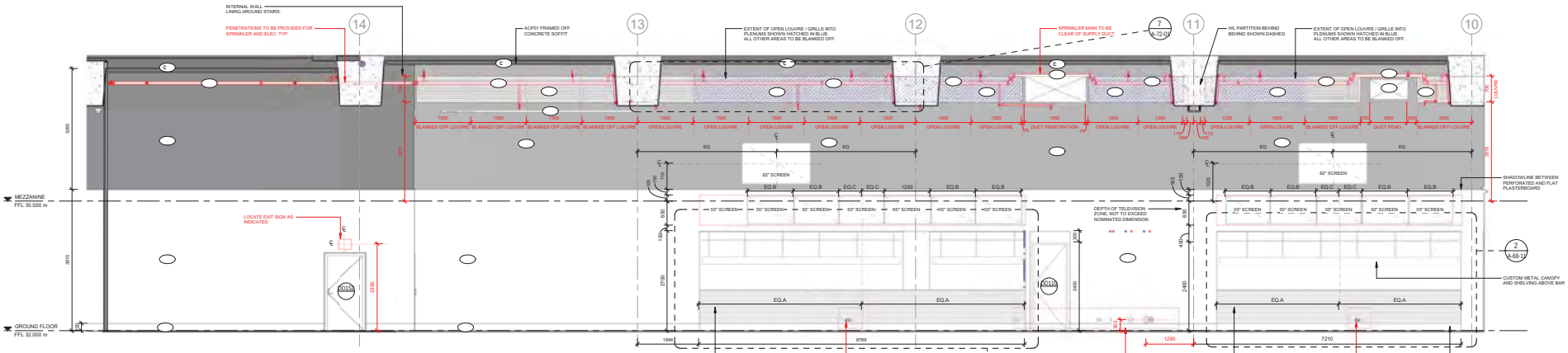

1 A-21-13 HALL 1 - ELEVATION 1
SCALE 1 : 50

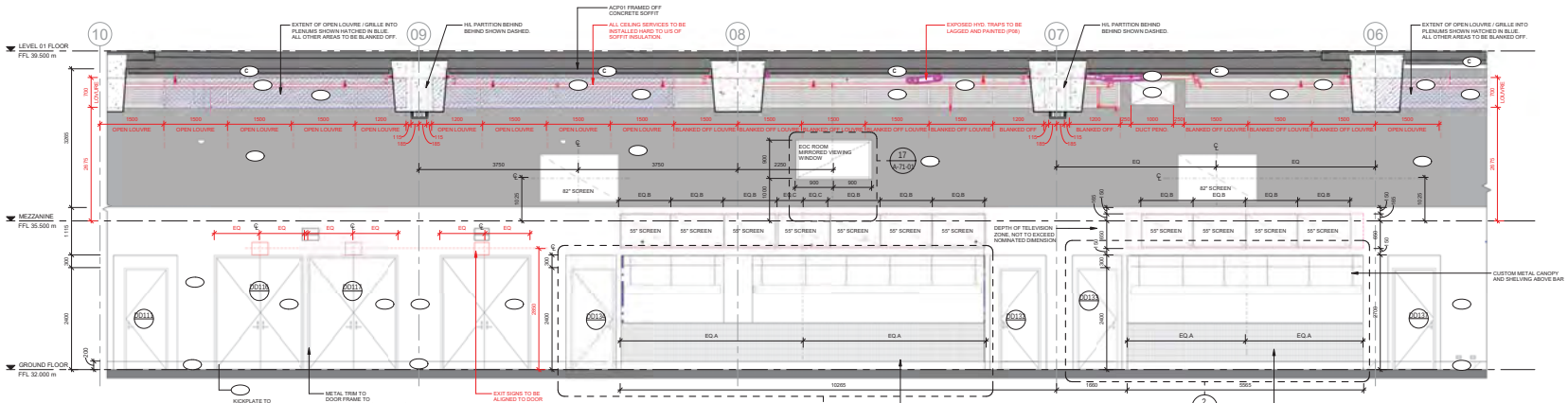

2 A-21-11 HALL 1 - ELEVATION 2
SCALE 1 : 50

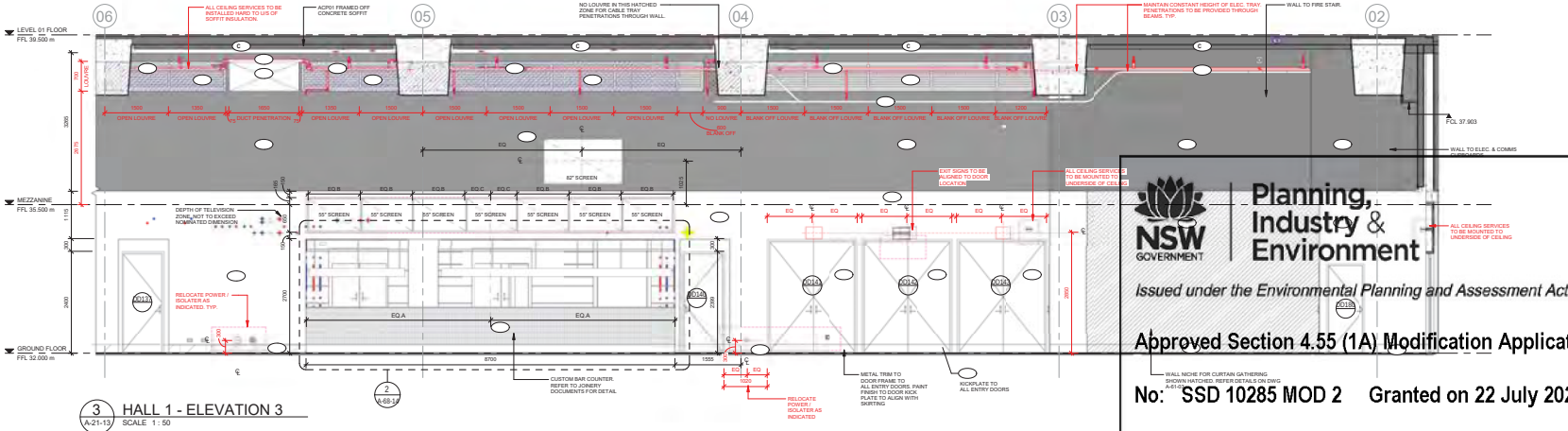

3 A-21-13 HALL 1 - ELEVATION 3
SCALE 1 : 50

© COPYRIGHT COX ARCHITECTURE PTY LTD
ANY FORM OF REPRODUCTION OF THIS DRAWING IN FULL OR IN PART WITHOUT THE WRITTEN PERMISSION OF COX ARCHITECTURE PTY LTD CONSTITUTES AN INFRINGEMENT OF COPYRIGHT

Rev	Description	By	Date
A	ISSUED FOR TENDER	MD	10/07/20
B	TENDER ADDENDUM	MaD	10/08/20
C	ISSUED FOR COORDINATION	CT	18/12/20
D	ISSUED FOR COORDINATION	JJN	29/01/21
E	S4.55 SUBMISSION	MaD	10/3/21

NOTE:
REFER TO A-92-01 INTERNAL FINISHES SCHEDULE FOR INTERIOR FINISHES INFORMATION

Cox Architecture
Level 6, 155 Clarence Street,
Sydney, NSW 2000, Australia
T + 61 2 9267 9599
F + 61 2 9264 5844
www.coxarchitecture.com.au

Nominated Architects
Joe Agius no. 6497
Russell Lea no. 6367

COX

Consultants

PROJECT MANAGER
NAME: **MOST'N COPPER**
ADDRESS: Suite 2, Level 8, 60 Pitt St, Sydney NSW 2000
TEL/FAX: 9241 1699

TOWN PLANNER
NAME: **URBIS**
ADDRESS: Angel Place, Level 8, 123 Pitt Street, Sydney NSW 2000
TEL/FAX: 8233 9900

COST PLANNER
NAME: **RLB**
ADDRESS: 141 Walker St, North Sydney NSW 2060
TEL/FAX: 8922 2277

LANDSCAPE ARCHITECT
NAME: **STURT NOBLE**
ADDRESS: 81/328 Walker St, Littlmo NSW 2007
TEL/FAX: 9211 3744

STRUCTURAL ENGINEER
NAME: **M + G CONSULTING ENGINEERS**
ADDRESS: Level 3, 50 Berry St, North Sydney NSW 2060
TEL/FAX: 8966 7888

MECHANICAL ENGINEER
NAME: **ADP CONSULTING**
ADDRESS: 39 Spring St, Sydney NSW 2000
TEL/FAX: 8259 5400

CIVIL ENGINEER
NAME: **SCP CONSULTING**
ADDRESS: 2/507-509 Kent St, Sydney NSW 2000
TEL/FAX: 9267 9012

ACCESS
NAME: **CHEUNG ACCESS**
ADDRESS: Level 2 /107 Kent St, Sydney NSW 2000
TEL/FAX: 9423 126 726

ESD CONSULTANT
NAME: **GHD**
ADDRESS: Level 13/133 Castlereagh St, Sydney NSW 2000
TEL/FAX: 0437 884 678

FIRE ENGINEER
NAME: **WARRINGTON FIRE**
ADDRESS: Suite 802 Level 8/383 Kent St, Sydney NSW 2000
TEL/FAX: 8767 1000

CERTIFIER
NAME: **SWP**
ADDRESS: Level 1/7456 Kent St, Sydney NSW 2000
TEL/FAX: 9283 6855

F&B CONSULTANT
NAME: **MDA**
ADDRESS: 54 Retreat St, Bridgeman Downs QLD 4035
TEL/FAX: 0418 702 138

FACADE ENGINEER
NAME: **ACOR**
ADDRESS: 1/33 Gadsert St, St Leonards NSW 2065
TEL/FAX: 9439 5088

LEGEND: INTERIOR DETAILS
01. REFER TO FINISHES SCHEDULE FOR INTERNAL FINISHES
02. REFER TO FIXTURE, FITTINGS AND EQUIPMENT SCHEDULE FOR CODES AND PRODUCT DETAILS.
03. ALL FLOOR FINISHES TO ALIGHT, RAMP & FEATHER AS REQUIRED.
04. UNLESS OTHERWISE INDICATED ALL FLOOR FINISH JUNCTIONS TO BE TO THE CENTERLINE OF DOORS.
05. READ IN CONJUNCTION WITH ELEVATIONS + DETAILS FOR WALL FINISHES.
06. COLUMNS TO BE P01 UNLESS TAGGED OTHERWISE
07. ALL KITCHEN AREA WALL TILES TO BE TL03
08. ALL POWER FOR KITCHEN EQUIPMENT TO BE COORDINATED WITH KITCHEN CONSULTANT AND ELECTRICAL CONSULTANT
09. REFER TO DOOR DETAILS FOR DETAILS
10. REFER TO 68 SERIES FOR ALL JOINERY DETAILS
11. ALL RETURN AIR GRILLES TO BE PAINTED P05
12. SHADOWLINE BETWEEN PERFORATED AND FLAT PLASTERBOARD

PLEASE NOTE:

1. ALLOW TO PROVIDE SUITABLE MOUNTING BRACKET AND INSTALL 82IN MONITORS SUPPLIED BY CLIENT. EXACT MOUNTING HEIGHT AND LOCATION TBC. TOTAL MONITORS TO BE INSTALLED 24
18 ON GROUND FLOOR
6 ON LEVEL ONE.

2. SKT01 & SKT02 ALLOW TO RECESS 200MM HIGH SKIRTING WITH 10MM SHADOWLINE BETWEEN PLASTERBOARD . ALLOW TO BE FLUSH FINISH

3. REFER TO FIXTURES AND FINISHES SCHEDULES FOR SPECIFICATION

KEY

FFL X.XXX	PROPOSED FINISHED FLOOR LEVEL (METRES) ABOVE DATUM
ROOM NAME 1.001	ROOM TAG WITH NAME, NUMBER
CPT###	FINISH TAG - REFER TO FINISHES SCHEDULE FOR DETAILS
ALIGN	ALIGN
01 A-XXXX	DOOR TAG - REFER TO DOOR SCHEDULE FOR DETAILS
P01	PAINT FINISH
J-X-XX	JOINERY TAG
	TILE SETOUT

NOTE: DRAWINGS ARE TO BE COORDINATED WITH SERVICES CONTRACTOR'S SHOP DRAWINGS

RED DASHED LINES & ANNOTATION INDICATE **FURTHER COORDINATION IS REQUIRED BY CONTRACTOR.**
* REFER TO CONTRACTORS DRAWINGS FOR MORE INFORMATION / SCOPE OF WORKS

Client
ATC & RNSW

Project No.
218204.00

Project
WINX STAND
The Royal Randwick Racecourse

Drawing Title
DETAIL ELEVATIONS - HALL 1 SHEET 1

Document Control Status:
S4.55 ISSUE

KEY DRAWING SHEET	Drawn: PDG
Co-ordinated: LM	Scale: As indicated @ B1
Project Architect: MD	Date: 10/07/20
Project Director: RL	Revision: E
Drawing Number: A-50-10	North:

Cox Architecture Pty Ltd ACN 002 535 891

NSW GOVERNMENT | Planning, Industry & Environment

Issued under the Environmental Planning and Assessment Act 1979

Approved Section 4.55 (1A) Modification Application

No: SSD 10285 MOD 2 Granted on 22 July 2021

Signed: LC Sheet No: 19 of 28

PLOT STAMP DATE: 18/05/2021 9:10:59 AM

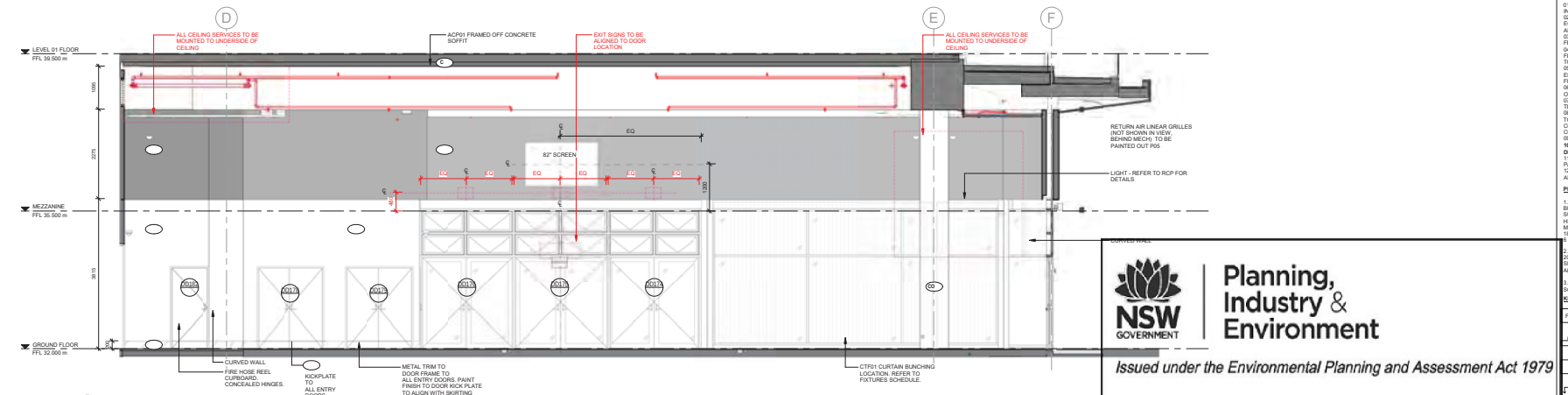

4 A-21-12 HALL 1 - ELEVATION 4
SCALE 1 : 50

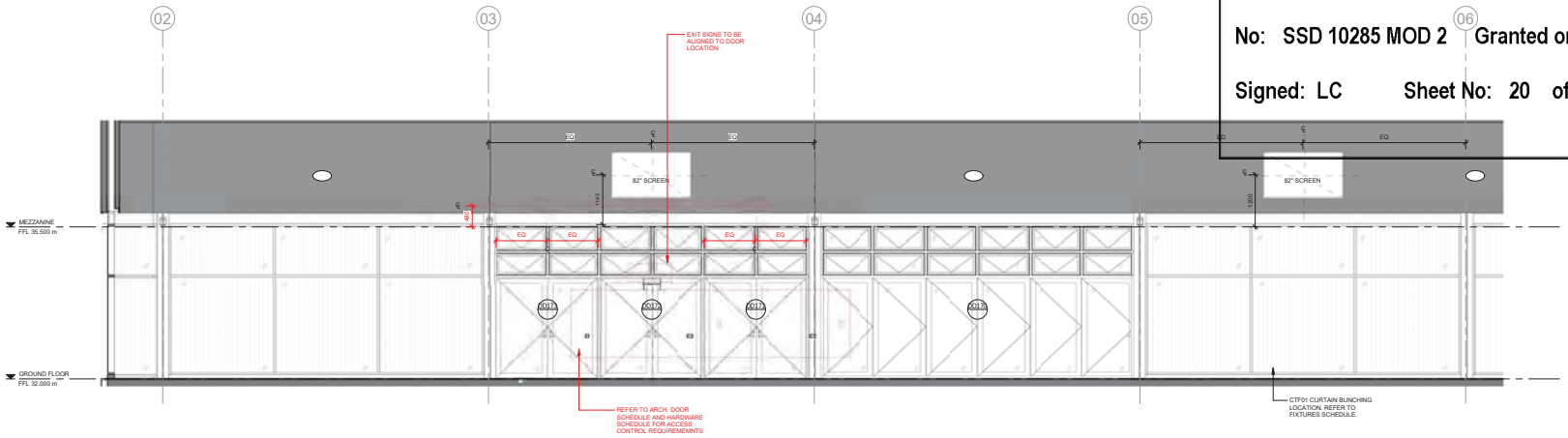

5 A-21-13 HALL 1 - ELEVATION 5
SCALE 1 : 50

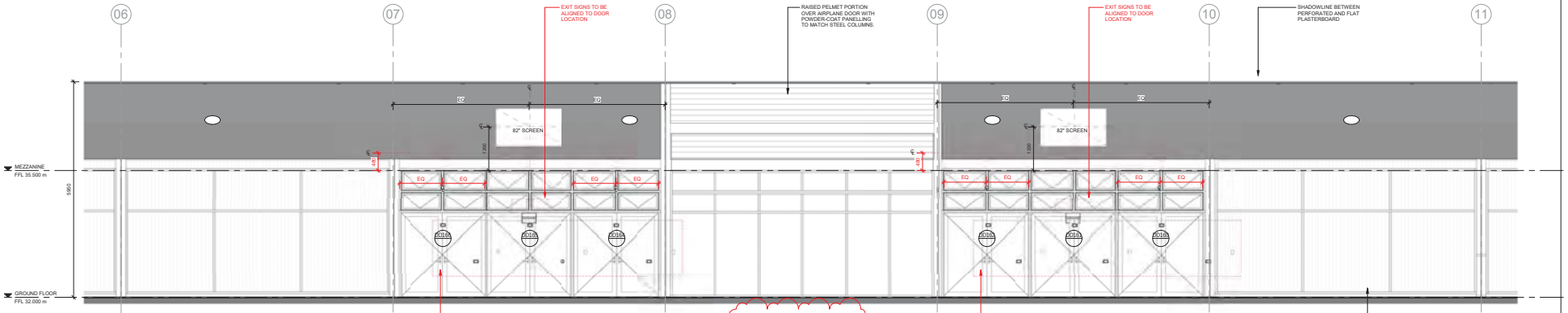

6 A-21-13 HALL 1 - ELEVATION 6
SCALE 1 : 50

NSW GOVERNMENT | Planning, Industry & Environment

Issued under the Environmental Planning and Assessment Act 1979

Approved Section 4.55 (1A) Modification Application

No: SSD 10285 MOD 2 Granted on 22 July 2021

Signed: LC Sheet No: 20 of 28

LEGEND: INTERIOR DETAILS

01. REFER TO FINISHES SCHEDULE FOR INTERNAL FINISHES
02. REFER TO FIXTURE, FITTINGS AND EQUIPMENT SCHEDULE FOR CODES AND PRODUCT DETAILS.
03. ALL FLOOR FINISHES TO ALIGHT, RAMP & FEATHER AS REQUIRED.
04. UNLESS OTHERWISE INDICATED ALL FLOOR FINISH JUNCTIONS TO BE TO THE CENTERLINE OF DOORS.
05. READ IN CONJUNCTION WITH ELEVATIONS + DETAILS FOR WALL FINISHES.
06. COLUMNS TO BE P01 UNLESS TAGGED OTHERWISE
07. ALL KITCHEN AREA WALL TILES TO BE TL03
08. ALL POWER FOR KITCHEN EQUIPMENT TO BE COORDINATED WITH KITCHEN CONSULTANT AND ELECTRICAL CONSULTANT
09. REFER TO DOOR DETAILS FOR DETAILS
10. REFER TO 68 SERIES FOR ALL JOINERY DETAILS
11. ALL RETURN AIR GRILLES TO BE PAINTED P05
12. SHADOWLINE BETWEEN PERFORATED AND FLAT PLASTERBOARD

PLEASE NOTE:

1. ALLOW TO PROVIDE SUITABLE MOUNTING BRACKET AND INSTALL 82IN MONITORS SUPPLIED BY CLIENT. EXACT MOUNTING HEIGHT AND LOCATION TBC. TOTAL MONITORS TO BE INSTALLED 24
18 ON GROUND FLOOR
6 ON LEVEL ONE.

2. SKT01 & SKT02 ALLOW TO RECESS 200MM HIGH SKIRTING WITH 10MM SHADOWLINE BETWEEN PLASTERBOARD . ALLOW TO BE FLUSH FINISH

3. REFER TO FIXTURES AND FINISHES SCHEDULES FOR SPECIFICATION

KEY

FFL X.XXX	PROPOSED FINISHED FLOOR LEVEL (METRES) ABOVE DATUM
ROOMNAME R001	ROOM TAG WITH NAME, NUMBER
CPT###	FINISH TAG - REFER TO FINISHES SCHEDULE FOR DETAILS
ALIGN	ALIGN
XX XXXX	DOOR TAG - REFER TO DOOR SCHEDULE FOR DETAILS
P01	PAINT FINISH
J-X-XX	JOINERY TAG
	TILE SETOUT

NOTE: DRAWINGS ARE TO BE COORDINATED WITH SERVICES, CONTRACTOR'S SHOP DRAWINGS

RED DASHED LINES & ANNOTATION INDICATE **FURTHER COORDINATION IS REQUIRED BY CONTRACTOR.** * REFER TO CONTRACTORS DRAWINGS FOR MORE INFORMATION / SCOPE OF WORKS

© COPYRIGHT COX ARCHITECTURE PTY LTD

ANY FORM OF REPRODUCTION OF THIS DRAWING IN FULL OR IN PART WITHOUT THE WRITTEN PERMISSION OF COX ARCHITECTURE PTY LTD CONSTITUTES AN INFRINGEMENT OF COPYRIGHT

Rev	Description	By	Date
A	ISSUED FOR TENDER	MO	19/07/20
B	ISSUED FOR COORDINATION	CT	18/12/20
C	ISSUED FOR COORDINATION	LN	29/01/21
D	S4.55 SUBMISSION	MMO	1/03/21

NOTE:
REFER TO A-92-01 INTERNAL FINISHES SCHEDULE FOR INTERIOR FINISHES INFORMATION

Cox Architecture
Level 6, 155 Clarence Street,
Sydney, NSW 2000, Australia
T + 61 2 9267 9599
F + 61 2 9264 5844
www.coxarchitecture.com.au

Nominated Architects
Joe Agius no. 6497
Russell Lea no. 6367

COX

Consultants

PROJECT MANAGER
NAME: **MOST'N COPPER**
ADDRESS: Suite 2, Level 8, 60 Pitt St, Sydney NSW 2000
TEL/FAX: 9241 1688

TOWN PLANNER
NAME: **URBIS**
ADDRESS: Angel Place, Level 8, 123 Pitt Street, Sydney NSW 2000
TEL/FAX: 8233 9900

COST PLANNER
NAME: **RLB**
ADDRESS: 141 Walker St, North Sydney NSW 2060
TEL/FAX: 9922 2277

LANDSCAPE ARCHITECT
NAME: **STURT NOBLE**
ADDRESS: 51/338 Walker St, Milsons NSW 2007
TEL/FAX: 9211 3744

STRUCTURAL ENGINEER
NAME: **M + G CONSULTING ENGINEERS**
ADDRESS: Level 5, 50 Berry St, North Sydney NSW 2060
TEL/FAX: 8966 7888

MECHANICAL ENGINEER
NAME: **ADP CONSULTING**
ADDRESS: 39 Spring St, Sydney NSW 2000
TEL/FAX: 8233 5440

CIVIL ENGINEER
NAME: **SCP CONSULTING**
ADDRESS: 2/507-509 Kent St, Sydney NSW 2000
TEL/FAX: 9267 9012

ACCESS
NAME: **CHEUNG ACCESS**
ADDRESS: Level 2 51/57 Kent St, Sydney NSW 2000
TEL/FAX: 0423 128 726

ESD CONSULTANT
NAME: **GHD**
ADDRESS: Level 10/133 Castlereagh St, Sydney NSW 2000
TEL/FAX: 0437 884 678

FIRE ENGINEER
NAME: **WARRINGTON FIRE**
ADDRESS: Suite 802 Level 8/383 Kent St, Sydney NSW 2000
TEL/FAX: 8767 1000

CERTIFIER
NAME: **SWP**
ADDRESS: Level 17/456 Kent St, Sydney NSW 2000
TEL/FAX: 9283 6825

F&B CONSULTANT
NAME: **MDA**
ADDRESS: 54 Railway St, Bridgeman Downs QLD 4035
TEL/FAX: 0418 722 138

FACADE ENGINEER
NAME: **ACOR**
ADDRESS: 1/33 Gadsbert St, St Leonards NSW 2065
TEL/FAX: 9439 5088

Client
ATC & RNSW

Project No.
218204.00

Project
WINX STAND
The Royal Randwick Racecourse

Drawing Title
DETAIL ELEVATIONS - HALL 1 SHEET 2

Document Control Status:
S4.55 ISSUE

B1 DRAWING SHEET	Drawn: PDG
Co-ordinated: LM	Scale: As indicated @ B1
Project Architect: MD	Date: 10/07/20
Project Director: RL	Revision: D
Drawing Number: A-50-11	North:

Cox Architecture Pty Ltd ACN 002 535 891

PLOT STAMP DATE: 18/05/2021 9:11:38 AM

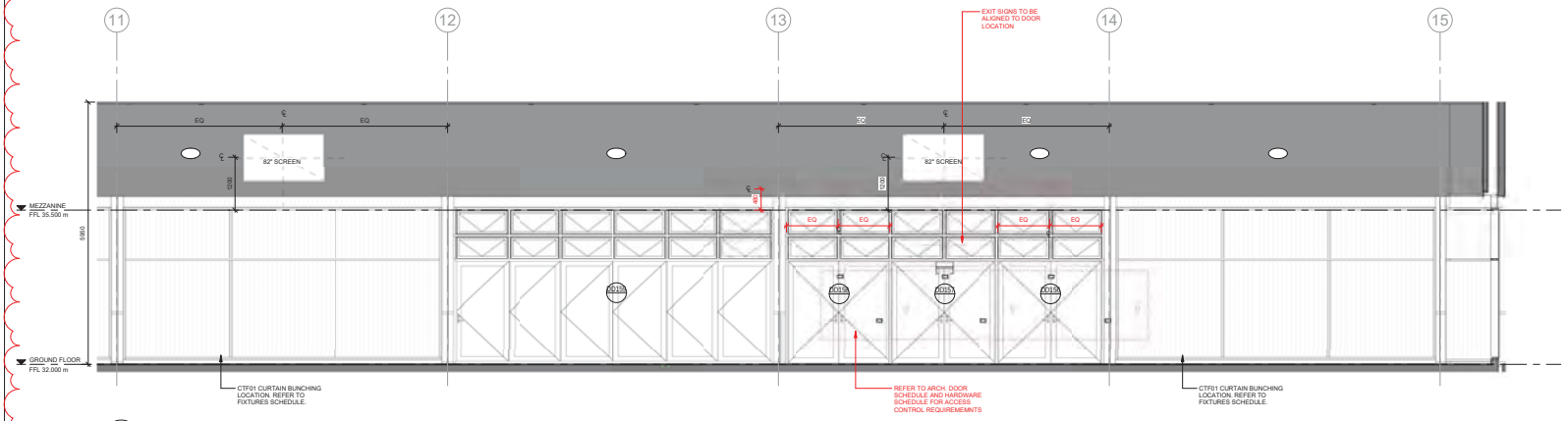

7 A-21-13 HALL 1 - ELEVATION 7
SCALE 1 : 50

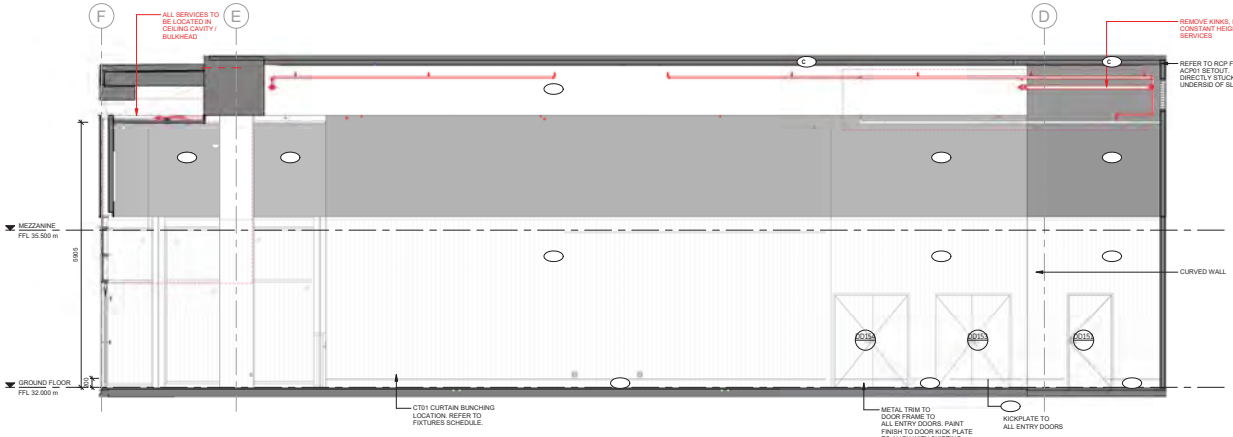

8 A-21-11 HALL 1 - ELEVATION 8
SCALE 1 : 50

NSW GOVERNMENT | Planning, Industry & Environment

Issued under the Environmental Planning and Assessment Act 1979

Approved Section 4.55 (1A) Modification Application

No: SSD 10285 MOD 2 Granted on 22 July 2021

Signed: LC Sheet No: 21 of 28

© COPYRIGHT COX ARCHITECTURE PTY LTD
THIS DOCUMENT IS COPYRIGHT THE REPRODUCTION, IN WHOLE OR IN PART, WITHOUT THE WRITTEN PERMISSION OF COX ARCHITECTURE PTY LTD CONSTITUTES AN INFRINGEMENT OF COPYRIGHT

Rev	Description	By	Date
A	ISSUED FOR COORDINATION	CT	18/12/20
B	ISSUED FOR COORDINATION	LN	29/01/21
C	S4.55 SUBMISSION	MaD	1/03/21

NOTE:
REFER TO A-92-01 INTERNAL FINISHES SCHEDULE FOR INTERIOR FINISHES INFORMATION

Cox Architecture
Level 6, 155 Clarence Street,
Sydney, NSW 2000, Australia
T + 61 2 9267 9599
F + 61 2 9264 5844
www.coxarchitecture.com.au

Nominated Architects
Joe Agius no. 6323
Russell Lea no. 6364

COX

Consultants

PROJECT MANAGER
NAME: MOST'N COPPER
ADDRESS: Suite 2, Level 8, 60 Pitt St, Sydney NSW 2000
TEL/FAX: 9241 1699

TOWN PLANNER
NAME: URBIS
ADDRESS: Angel Place, Level 8, 123 Pitt Street, Sydney NSW 2000
TEL/FAX: 8233 9900

COST PLANNER
NAME: RLB
ADDRESS: 141 Walker St, North Sydney NSW 2060
TEL/FAX: 9922 2277

LANDSCAPE ARCHITECT
NAME: STURT NOBLE
ADDRESS: 81/326 Walker St, Milsons NSW 2037
TEL/FAX: 9211 3744

STRUCTURAL ENGINEER
NAME: M + G CONSULTING ENGINEERS
ADDRESS: Level 5, 50 Berry St, North Sydney NSW 2060
TEL/FAX: 8966 7888

MECHANICAL ENGINEER
NAME: ADP CONSULTING
ADDRESS: 39 Spring St, Sydney NSW 2000
TEL/FAX: 8233 5400

CIVIL ENGINEER
NAME: SCP CONSULTING
ADDRESS: 2/507-509 Kent St, Sydney NSW 2000
TEL/FAX: 9267 9012

ACCESS
NAME: CHEUNG ACCESS
ADDRESS: Level 2 /307 Kent St, Sydney NSW 2000
TEL/FAX: 0423 126 726

ESD CONSULTANT
NAME: GHD
ADDRESS: Level 13/133 Castlereagh St, Sydney NSW 2000
TEL/FAX: 0437 884 678

FIRE ENGINEER
NAME: WARRINGTON FIRE
ADDRESS: Suite 802 Level 8/383 Kent St, Sydney NSW 2000
TEL/FAX: 9767 1800

CERTIFIER
NAME: SWP
ADDRESS: Level 17/456 Kent St, Sydney NSW 2000
TEL/FAX: 9283 6825

F&B CONSULTANT
NAME: MDA
ADDRESS: 54 Retreat St, Bridgeman Downs QLD 4035
TEL/FAX: 0418 702 138

FACADE ENGINEER
NAME: ACOR
ADDRESS: 133 Gerbert St, St Leonards NSW 2065
TEL/FAX: 9439 5088

LEGEND: INTERIOR DETAILS

01. REFER TO FINISHES SCHEDULE FOR INTERNAL FINISHES
02. REFER TO FIXTURE, FITTINGS AND EQUIPMENT SCHEDULE FOR CODES AND PRODUCT DETAILS.
03. ALL FLOOR FINISHES TO ALIGHT, RAMP & FEATHER AS REQUIRED.
04. UNLESS OTHERWISE INDICATED ALL FLOOR FINISH JUNCTIONS TO BE TO THE CENTERLINE OF DOORS.
05. READ IN CONJUNCTION WITH ELEVATIONS + DETAILS FOR WALL FINISHES.
06. COLUMNS TO BE P01 UNLESS TAGGED OTHERWISE
07. ALL KITCHEN AREA WALL TILES TO BE TL03
08. ALL POWER FOR KITCHEN EQUIPMENT TO BE COORDINATED WITH KITCHEN CONSULTANT AND ELECTRICAL CONSULTANT
09. REFER TO DOOR DETAILS FOR DETAILS
10. REFER TO 68 SERIES FOR ALL JOINERY DETAILS
11. ALL RETURN AIR GRILLES TO BE PAINTED P05
12. SHADOWLINE BETWEEN PERFORATED AND FLAT PLASTERBOARD

PLEASE NOTE:

1. ALLOW TO PROVIDE SUITABLE MOUNTING BRACKET AND INSTALL 82IN MONITORS SUPPLIED BY CLIENT. EXACT MOUNTING HEIGHT AND LOCATION TBC. TOTAL MONITORS TO BE INSTALLED 24
18 ON GROUND FLOOR
6 ON LEVEL ONE.

2. SKT01 & SKT02 ALLOW TO RECESS 200MM HIGH SKIRTING WITH 10MM SHADOWLINE BETWEEN PLASTERBOARD . ALLOW TO BE FLUSH FINISH

3. REFER TO FIXTURES AND FINISHES SCHEDULES FOR SPECIFICATION

KEY

FFL X.XXX	PROPOSED FINISHED FLOOR LEVEL (METRES) ABOVE DATUM
ROOM NAME 0.001	ROOM TAG WITH NAME, NUMBER
CPT###	FINISH TAG - REFER TO FINISHES SCHEDULE FOR DETAILS
ALIGN	ALIGN
XX A.XXX	DOOR TAG - REFER TO DOOR SCHEDULE FOR DETAILS
P01	PAINT FINISH
J-X-XX	JOINERY TAG
	TILE SETOUT

NOTE: DRAWINGS ARE TO BE COORDINATED WITH SERVICES CONTRACTOR'S SHOP DRAWINGS.

RED DASHED LINES & ANNOTATION INDICATE **FURTHER COORDINATION IS REQUIRED BY CONTRACTOR.**
* REFER TO CONTRACTORS DRAWINGS FOR MORE INFORMATION / SCOPE OF WORKS

Client
ATC & RNSW

Project No.
218204.00

Project
WINX STAND
The Royal Randwick Racecourse

Drawing Title
DETAIL ELEVATIONS - HALL 1 SHEET 3

Document Control Status:
S4.55 ISSUE

B1 DRAWING SHEET	Drawn: PDG
Co-ordinated: LM	Scale: As indicated @ B1
Project Architect: MD	Date: 11/23/20
Project Director: RL	Revision: C
Drawing Number: A-50-12	North:

Cox Architecture Pty Ltd ACN 002 532 857

PLOT STAMP DATE: 18/05/2021 9:12:21 AM

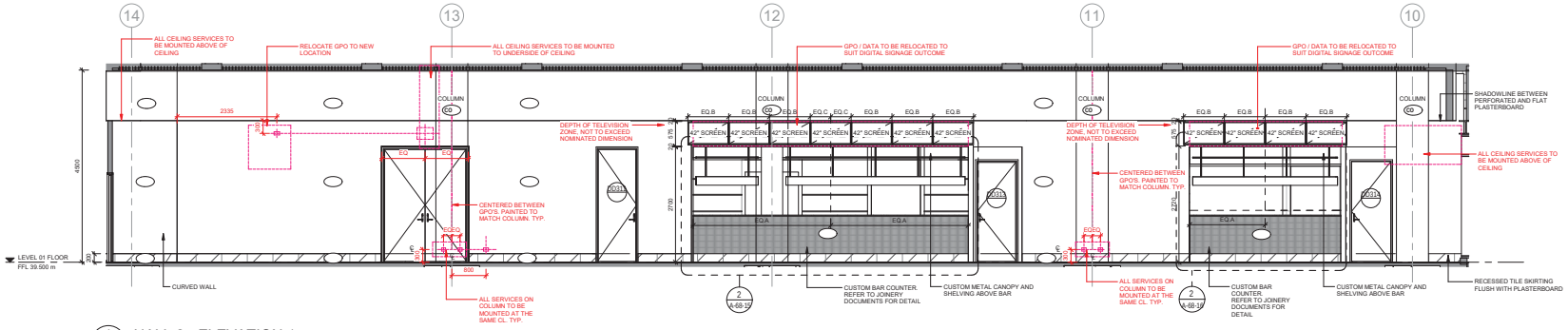

1 A-21-33 HALL 2 - ELEVATION 1
SCALE 1 : 50

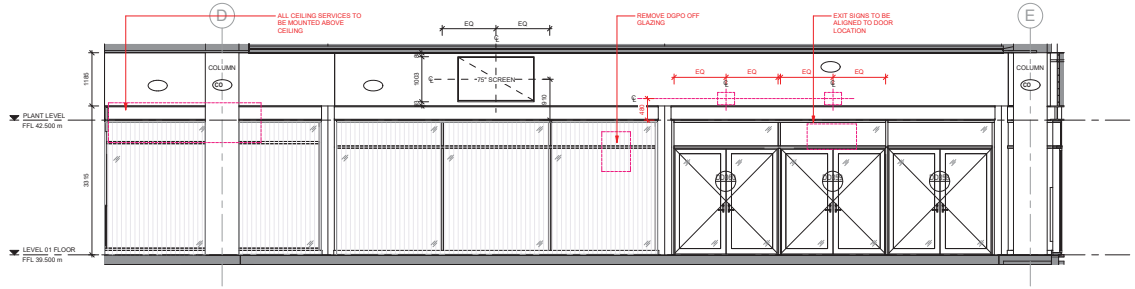

2 A-21-31 HALL 2 - ELEVATION 2
SCALE 1 : 50

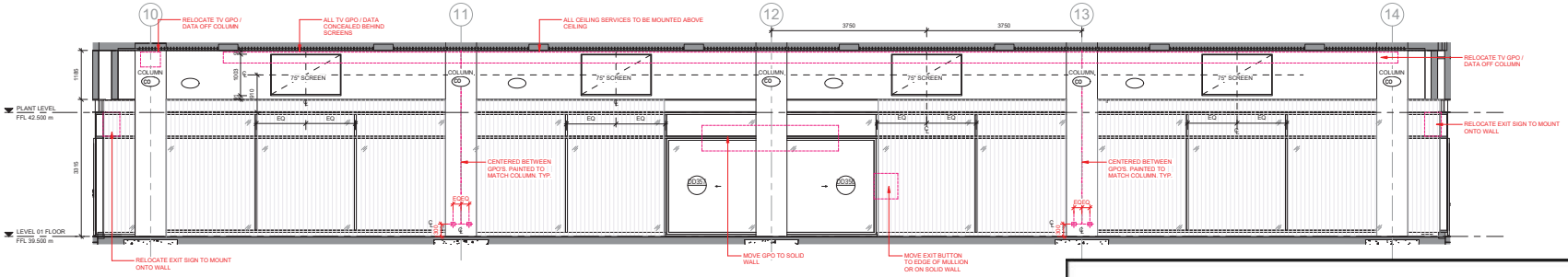

3 A-21-33 HALL 2 - ELEVATION 3
SCALE 1 : 50

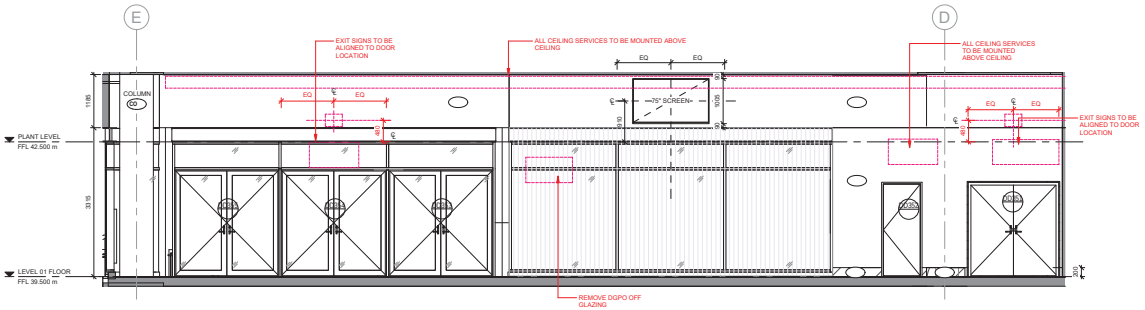

4 A-21-31 HALL 2 - ELEVATION 4
SCALE 1 : 50

LEGEND: INTERIOR DETAILS

01. REFER TO FINISHES SCHEDULE FOR INTERNAL FINISHES
02. REFER TO FIXTURE, FITTINGS AND EQUIPMENT SCHEDULE FOR CODES AND PRODUCT DETAILS.
03. ALL FLOOR FINISHES TO ALIGHT, RAMP & FEATHER AS REQUIRED.
04. UNLESS OTHERWISE INDICATED ALL FLOOR FINISH JUNCTIONS TO BE TO THE CENTERLINE OF DOORS.
05. READ IN CONJUNCTION WITH ELEVATIONS + DETAILS FOR WALL FINISHES.
06. COLUMNS TO BE P01 UNLESS TAGGED OTHERWISE.
07. ALL KITCHEN AREA WALL TILES TO BE TL03
08. ALL POWER FOR KITCHEN EQUIPMENT TO BE COORDINATED WITH KITCHEN CONSULTANT AND ELECTRICAL CONSULTANT
09. REFER TO DOOR DETAILS FOR DETAILS
10. REFER TO 68 SERIES FOR ALL JOINERY DETAILS
11. ALL RETURN AIR GRILLES TO BE PAINTED POS.
12. SHADOWLINE BETWEEN PERFORATED AND FLAT PLASTERBOARD

PLEASE NOTE:

1. ALLOW TO PROVIDE SUITABLE MOUNTING BRACKET AND INSTALL 82IN MONITORS SUPPLIED BY CLIENT . EXACT MOUNTING HEIGHT AND LOCATION TBC. TOTAL MONITORS TO BE INSTALLED 24
18 ON GROUND FLOOR
6 ON LEVEL ONE.

2. SKT01 & SKT02 ALLOW TO RECESS 200MM HIGH SKIRTING WITH 10MM SHADOWLINE BETWEEN PLASTERBOARD . ALLOW TO BE FLUSH FINISH

3. REFER TO FIXTURES AND FINISHES SCHEDULES FOR SPECIFICATION

KEY

FFL X.XXX	PROPOSED FINISHED FLOOR LEVEL (METRES) ABOVE DATUM
ROOM NAME / 1.001	ROOM TAG WITH NAME, NUMBER
CPT###	FINISH TAG - REFER TO FINISHES SCHEDULE FOR DETAILS
ALIGN	ALIGN
XX / XXXX	DOOR TAG - REFER TO DOOR SCHEDULE FOR DETAILS
P01	PAINT FINISH
J-X-XX	JOINERY TAG
	TILE SETOUT

NOTE: DRAWINGS ARE TO BE COORDINATED WITH SERVICES CONTRACTOR'S SHOP DRAWINGS.

RED DASHED LINES & ANNOTATION INDICATE **FURTHER COORDINATION IS REQUIRED BY CONTRACTOR.**
* REFER TO CONTRACTORS DRAWINGS FOR MORE INFORMATION / SCOPE OF WORKS

© COPYRIGHT COX ARCHITECTURE PTY LTD
ANY FORM OF REPRODUCTION OF THIS DRAWING IS FULL OR IN PART WITHOUT THE WRITTEN PERMISSION OF COX ARCHITECTURE PTY LTD CONSTITUTES AN INFRINGEMENT OF COPYRIGHT

Rev	Description	By	Date
A	ISSUED FOR TENDER	MD	19/07/20
B	ISSUED FOR COORDINATION	CT	18/12/20
C	ISSUED FOR COORDINATION	LN	29/01/21
D	S4.55 SUBMISSION	MaD	1/03/21

NOTE:
REFER TO A-92-01 INTERNAL FINISHES SCHEDULE FOR INTERIOR FINISHES INFORMATION

Cox Architecture
Level 6, 155 Clarence Street,
Sydney, NSW 2000, Australia
T + 61 2 9267 9599
F + 61 2 9264 5844
www.coxarchitecture.com.au

Nominated Architects
Joe Agius no. 6491
Russell Lee no. 6367

COX

Consultants

PROJECT MANAGER
NAME: MOSTYN COPPER
ADDRESS: Suite 2, Level 8, 60 Pitt St, Sydney NSW 2000
TEL/FAX: 9241 1599

TOWN PLANNER
NAME: URBIS
ADDRESS: Angel Place, Level 8, 123 Pitt Street, Sydney NSW 2000
TEL/FAX: 8233 9905

COST PLANNER
NAME: RLB
ADDRESS: 141 Walker St, North Sydney NSW 2060
TEL/FAX: 9922 2277

LANDSCAPE ARCHITECT
NAME: STURT NOBLE
ADDRESS: 6/1030 Pacific St, Lilimo NSW 2007
TEL/FAX: 9211 3744

STRUCTURAL ENGINEER
NAME: M + G CONSULTING ENGINEERS
ADDRESS: Level 3, 50 Berry St, North Sydney NSW 2060
TEL/FAX: 8968 7888

MECHANICAL ENGINEER
NAME: ADP CONSULTING
ADDRESS: 308 Spring St, Sydney NSW 2000
TEL/FAX: 8263 9491

CIVIL ENGINEER
NAME: SCP CONSULTING
ADDRESS: 2/307-309 Kent St, Sydney NSW 2000
TEL/FAX: 9267 9312

ACCESS
NAME: CHEUNG ACCESS
ADDRESS: Level 21/207 Kent St, Sydney NSW 2000
TEL/FAX: 9423 126 726

ESD CONSULTANT
NAME: GHD
ADDRESS: Level 15/133 Castlereagh St, Sydney NSW 2000
TEL/FAX: 9437 864 679

FIRE ENGINEER
NAME: WARRINGTON FIRE
ADDRESS: Suite 802 Level 8/383 Kent St, Sydney NSW 2000
TEL/FAX: 9767 1500

CERTIFIER
NAME: SWP
ADDRESS: Level 17/456 Kent St, Sydney NSW 2000
TEL/FAX: 9263 6555

FIRE CONSULTANT
NAME: MDA
ADDRESS: 54 Retreat St, Bridgeman Downs QLD 4035
TEL/FAX: 5618 730 136

FACADE ENGINEER
NAME: ACOR
ADDRESS: 1/33 Gerbert St, St Leonards NSW 2065
TEL/FAX: 9438 0398

Client
ATC & RNSW

Project No.
218204.00

Project
WINX STAND
The Royal Randwick Racecourse

Drawing Title
DETAIL ELEVATIONS - HALL 2

Document Control Status:
S.4.55 ISSUE

B1 DRAWING SHEET	Drawn: PS
Co-ordinated: LM	Scale: As indicated @ B1
Project Architect: MD	Date: 05/28/20
Project Director: RL	Revision: D
Drawing Number: A-50-20	North:

Cox Architecture Pty Ltd ACN 002 535 691

NSW GOVERNMENT | Planning, Industry & Environment

Issued under the Environmental Planning and Assessment Act 1979

Approved Section 4.55 (1A) Modification Application

No: SSD 10285 MOD 2 Granted on 22 July 2021

Signed: LC Sheet No: 22 of 28

PLOT STAMP DATE: 18/05/2021 9:12:34 AM

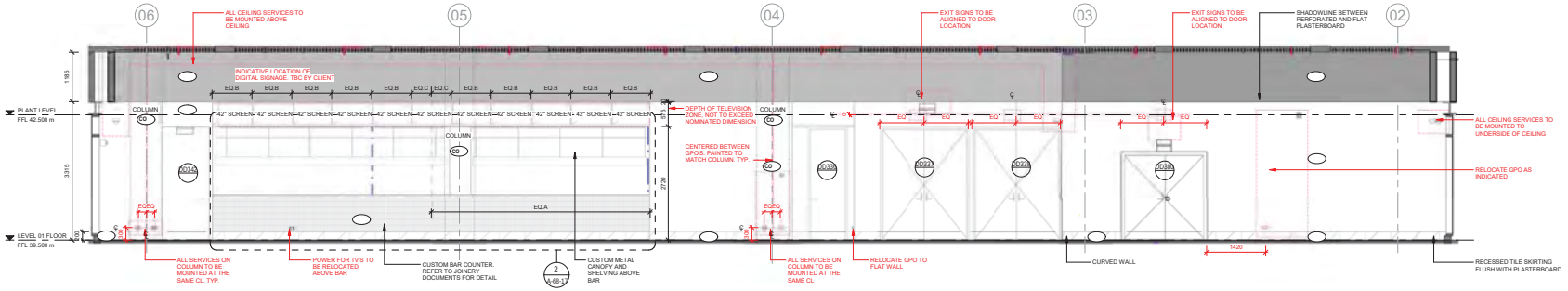

1 A-21-33 HALL 3 - ELEVATION 1
SCALE 1 : 50

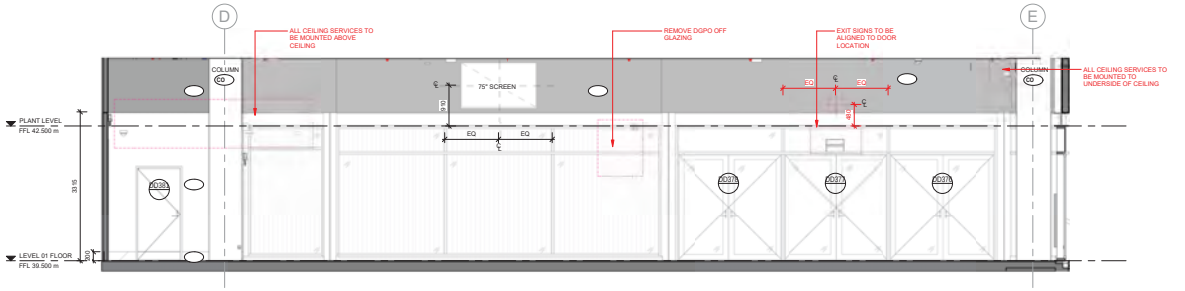

2 A-21-32 HALL 3 - ELEVATION 2
SCALE 1 : 50

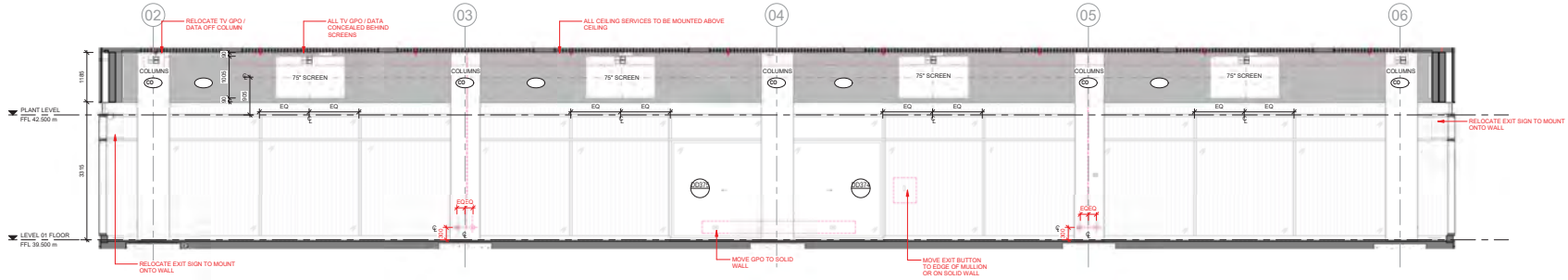

3 A-21-33 HALL 3 - ELEVATION 3
SCALE 1 : 50

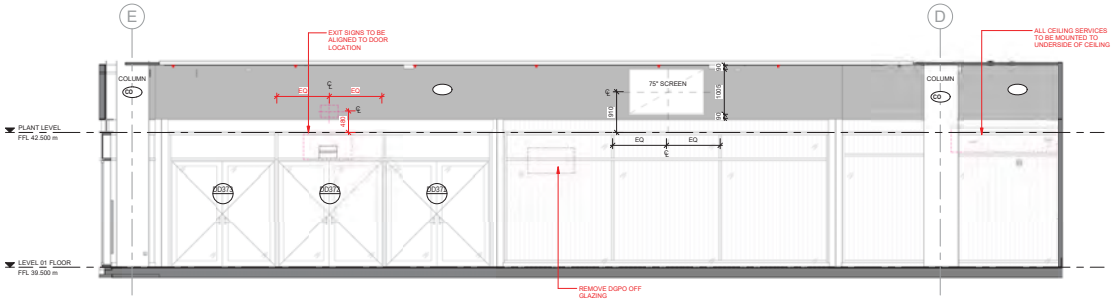

4 A-21-32 HALL 3 - ELEVATION 4
SCALE 1 : 50

LEGEND: INTERIOR DETAILS

01. REFER TO FINISHES SCHEDULE FOR INTERNAL FINISHES
02. REFER TO FIXTURE, FITTINGS AND EQUIPMENT SCHEDULE FOR CODES AND PRODUCT DETAILS.
03. ALL FLOOR FINISHES TO ALIGHT, RAMP & FEATHER AS REQUIRED.
04. UNLESS OTHERWISE INDICATED ALL FLOOR FINISH JUNCTIONS TO BE TO THE CENTERLINE OF DOORS.
05. READ IN CONJUNCTION WITH ELEVATIONS + DETAILS FOR WALL FINISHES.
06. COLUMNS TO BE P01 UNLESS TAGGED OTHERWISE
07. ALL KITCHEN AREA WALL TILES TO BE TL03
08. ALL POWER FOR KITCHEN EQUIPMENT TO BE COORDINATED WITH KITCHEN CONSULTANT AND ELECTRICAL CONSULTANT
09. REFER TO DOOR DETAILS FOR DETAILS
10. REFER TO 68 SERIES FOR ALL JOINERY DETAILS
11. ALL RETURN AIR GRILLES TO BE PAINTED P05
12. SHADOWLINE BETWEEN PERFORATED AND FLAT PLASTERBOARD

PLEASE NOTE:

1. ALLOW TO PROVIDE SUITABLE MOUNTING BRACKET AND INSTALL 82IN MONITORS SUPPLIED BY CLIENT. EXACT MOUNTING HEIGHT AND LOCATION TBC. TOTAL MONITORS TO BE INSTALLED 24
18 ON GROUND FLOOR
6 ON LEVEL ONE.

2. SKT01 & SKT02 ALLOW TO RECESS 200MM HIGH SKIRTING WITH 10MM SHADOWLINE BETWEEN PLASTERBOARD . ALLOW TO BE FLUSH FINISH

3. REFER TO FIXTURES AND FINISHES SCHEDULES FOR SPECIFICATION

KEY

FFL X.XXX	PROPOSED FINISHED FLOOR LEVEL (METRES) ABOVE DATUM
ROOM NAME / R001	ROOM TAG WITH NAME, NUMBER
CPT###	FINISH TAG - REFER TO FINISHES SCHEDULE FOR DETAILS
ALIGN	ALIGN
XX / XXXX	DOOR TAG - REFER TO DOOR SCHEDULE FOR DETAILS
P01	PAINT FINISH
J-X-XX	JOINERY TAG
	TILE SETOUT

NOTE: DRAWINGS ARE TO BE COORDINATED WITH SERVICES CONTRACTOR'S SHOP DRAWINGS

RED DASHED LINES & ANNOTATION INDICATE **FURTHER COORDINATION IS REQUIRED BY CONTRACTOR.**
* REFER TO CONTRACTORS DRAWINGS FOR MORE INFORMATION / SCOPE OF WORKS

© COPYRIGHT COX ARCHITECTURE PTY LTD

ANY FORM OF REPRODUCTION OF THIS DRAWING IN FULL OR IN PART WITHOUT THE WRITTEN PERMISSION OF COX ARCHITECTURE PTY LTD CONSTITUTES AN INFRINGEMENT OF COPYRIGHT

Rev	Description	By	Date
A	ISSUED FOR TENDER	MO	19/07/20
B	ISSUED FOR COORDINATION	CT	18/12/20
C	ISSUED FOR COORDINATION	LN	29/01/21
D	S4.55 SUBMISSION	MdO	1/03/21

NOTE:
REFER TO A-92-01 INTERNAL FINISHES SCHEDULE FOR INTERIOR FINISHES INFORMATION

Cox Architecture
Level 6, 155 Clarence Street,
Sydney, NSW 2000, Australia
T + 61 2 9267 9599
F + 61 2 9264 5844
www.coxarchitecture.com.au

Nominated Architects
Joe Agius no. 6367
Russell Lea no. 6367

COX

Consultants

PROJECT MANAGER
NAME: MOST'N COPPER
ADDRESS: Suite 2, Level 8, 60 Pitt St, Sydney NSW 2000
TEL/FAX: 9241 1699

TOWN PLANNER
NAME: URBIS
ADDRESS: Angel Place, Level 8, 123 Pitt Street, Sydney NSW 2000
TEL/FAX: 8233 9900

COST PLANNER
NAME: RLB
ADDRESS: 141 Walker St, North Sydney NSW 2060
TEL/FAX: 9922 2277

LANDSCAPE ARCHITECT
NAME: STURT NOBLE
ADDRESS: 81/328 Walker St, Milsons NSW 2037
TEL/FAX: 9211 3744

STRUCTURAL ENGINEER
NAME: M + G CONSULTING ENGINEERS
ADDRESS: Level 5, 50 Berry St, North Sydney NSW 2060
TEL/FAX: 8966 7888

MECHANICAL ENGINEER
NAME: ADP CONSULTING
ADDRESS: 39 Spring St, Sydney NSW 2000
TEL/FAX: 8233 9400

CIVIL ENGINEER
NAME: SCP CONSULTING
ADDRESS: 2/507-509 Kent St, Sydney NSW 2000
TEL/FAX: 9267 9312

ACCESS
NAME: CHEUNG ACCESS
ADDRESS: Level 2 /107 Kent St, Sydney NSW 2000
TEL/FAX: 0423 128 726

ESD CONSULTANT
NAME: GHD
ADDRESS: Level 10/133 Castlereagh St, Sydney NSW 2000
TEL/FAX: 0437 884 678

FIRE ENGINEER
NAME: WARRINGTON FIRE
ADDRESS: Suite 802 Level 8/383 Kent St, Sydney NSW 2000
TEL/FAX: 8767 1000

CERTIFIER
NAME: SWP
ADDRESS: Level 17/456 Kent St, Sydney NSW 2000
TEL/FAX: 9283 6800

F&B CONSULTANT
NAME: MDA
ADDRESS: 54 Retreat St, Bridgeman Downs QLD 4035
TEL/FAX: 0418 732 138

FACADE ENGINEER
NAME: ACOR
ADDRESS: 1/33 Gadsbert St, St Leonards NSW 2065
TEL/FAX: 9439 5588

Client
ATC & RNSW

Project No.
218204.00

Project
WINX STAND
The Royal Randwick Racecourse

Drawing Title
DETAIL ELEVATIONS - HALL 3

Document Control Status:
S4.55 ISSUE

B1 DRAWING SHEET	Drawn: PDG
Co-ordinated: LM	Scale: As indicated @ B1
Project Architect: MD	Date: 10/07/20
Project Director: RL	Revision: D
Drawing Number: A-50-30	North:

Cox Architecture Pty Ltd ACN 002 535 891

NSW GOVERNMENT | Planning, Industry & Environment

Issued under the Environmental Planning and Assessment Act 1979

Approved Section 4.55 (1A) Modification Application

No: SSD 10285 MOD 2 Granted on 22 July 2021

Signed: LC Sheet No: 23 of 28

PLOT STAMP DATE: 18/05/2021 9:13:07 AM

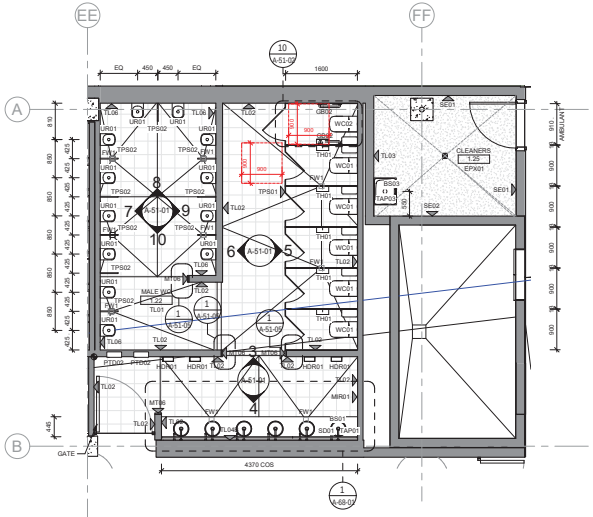

1 A-21-11 GROUND FLOOR M.WC
SCALE 1 : 50

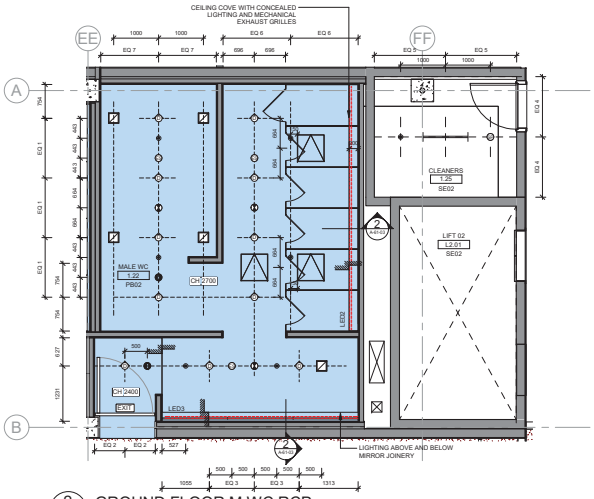

2 A-26-11 GROUND FLOOR M.WC RCP
SCALE 1 : 50

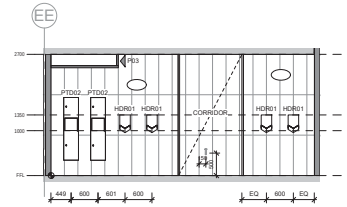

3 A-51-01 GROUND FLOOR M.WC ELEVATION 06
SCALE 1 : 50

NOTE: TILE SETOUTS FOR ALL BATHROOM WALLS DICTATED BY FLOOR GROUT LINES. 1.5MM GROUT LINES WITH EPOXY GROUT. ENSURE WATERPROOF MEMBRANE IS INSTALLED TO ALL FLOOR AND WALL EXTENTS REQUIRED AS PER AUSTRALIAN STANDARDS.

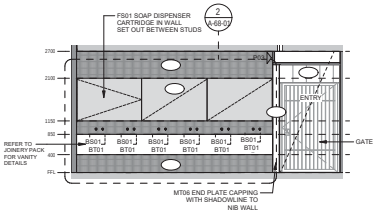

4 A-51-01 GROUND FLOOR M.WC ELEVATION 07
SCALE 1 : 50

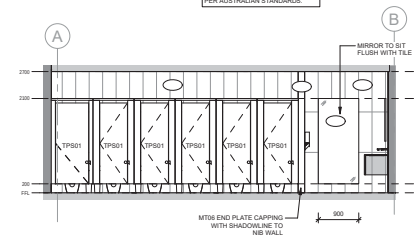

5 A-51-01 GROUND FLOOR M.WC ELEVATION 09
SCALE 1 : 50

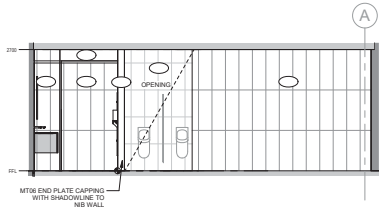

6 A-51-01 GROUND FLOOR M.WC ELEVATION 10
SCALE 1 : 50

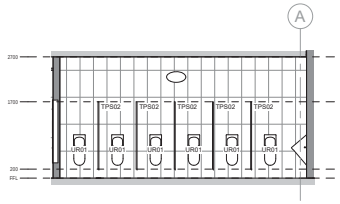

7 A-51-01 GROUND FLOOR M.WC ELEVATION 08
SCALE 1 : 50

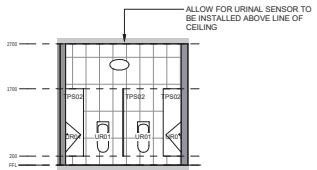

8 A-51-01 GROUND FLOOR M.WC ELEVATION 03
SCALE 1 : 50

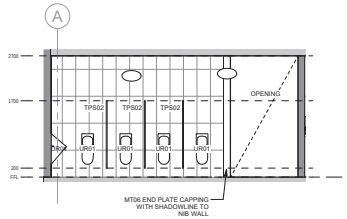

9 A-51-01 GROUND FLOOR M.WC ELEVATION 04
SCALE 1 : 50

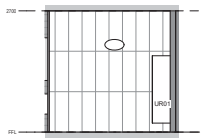

10 A-51-01 GROUND FLOOR M.WC ELEVATION 05
SCALE 1 : 50

GENERAL LEGEND:

GENERAL NOTES

CONTRACTOR AND SUBCONTRACTOR SHALL VERIFY ALL DIMENSIONS OF THIS DRAWING AND SITE CONDITIONS PRIOR TO ANY WORK COMMENCING.
- ALL SHOP DRAWINGS SHALL BE SUBMITTED TO THE ARCHITECT. THE MANUFACTURER SHALL NOT COMMENCE ANY WORKS PRIOR TO THE RETURN OF APPROVED SHOP DRAWINGS SIGNED BY THE RELEVANT CONSULTANT.
- FIGURED DIMENSIONS TAKE PRECEDENCE OVER SCALED DIMENSIONS.
- THIS DRAWINGS SHOULD BE READ IN CONJUNCTION WITH ALL RELEVANT CONTRACTS, SPECIFICATIONS AND DRAWINGS.
- COPYRIGHT OF THIS DRAWING IS VESTED IN THE PRINCIPAL CONSULTANT.
- THIS DRAWING ISSUE INCLUDING ALL CLOUDED REVISIONS TAGGED AS THIS REVISION IS REVISED FOR ALL TRADE PACKAGES PREVIOUSLY ISSUED.

01. REFER TO SERVICE ENGINEER'S DRAWINGS FOR LOCATION OF S.D.F. BOXES, G.P.O'S AND SKIRTING DUCTS. REFER TO SERVICES ENGINEER'S DRAWINGS FOR CO-ORDINATION OF SLAB & WALL 'BLOCKOUTS' AND 'COREDˆ PENETRATIONS.
02. REFER TO STRUCTURAL ENGINEER'S DRAWINGS FOR SLAB SIZES AND DETAILS. REFER TO STRUCTURAL ENGINEER'S SUB-SOIL AND SHORING DETAILS.
03. REFER TO HYDRAULIC ENGINEER'S SERVICE PLAN FOR LOCATION OF SUB-FLOOR SERVICES.
04. REFER TO STRUCTURAL ENGINEER'S DRAWINGS FOR COLUMN / STRUCTURAL WALL SIZES & DETAILS.
05. REFER TO DOOR SCHEDULES FOR DOOR DETAILS.
06. REFER TO MECHANICAL ENGINEER'S DRAWINGS AND SHOP DRAWINGS FOR SIZES OF ALL DUCT PENETRATIONS AND LOUVRE OPENING SIZES.
07. REFER TO MECHANICAL ENGINEER'S DETAILS FOR PENETRATIONS AND BUILDING IN OF DUCTS, GRILLES, PLANT AND CEILING PLENUMS.
08. BUILD IN HIGH LEVEL OPENINGS FOR PLENUMS IN CEILING SPACES. REFER TO MECHANICAL ENGINEER'S DRAWING.
09. FOR ADDITIONAL SETOUT INFORMATION WHERE NO DIMENSIONING SHOWN, REFER TO REFERENCE TAGS FOR DETAILED ARCHITECTURAL DRAWINGS.
10. REFER TO SCHEDULES FOR FF&E AND FINISHES CODES.

GENERAL SYMBOLS

ROOM NAME / XX-XX / CODE — ROOM TAG WITH NAME / NUMBER / FLOOR FINISH TAG "REFER TO FINISHES SCHEDULE

XX01 — FITTINGS, FURNITURE & EQUIPMENT TAGS. REFER TO SCHEDULES FOR SPECIFICATION.

FINISH TAG / CODE — PLAN- FINISH CODE "REFER TO FINISHES SCHEDULE

CODE — ELEVATION- FINISH CODE "REFER TO FINISHES SCHEDULE

JOINERY TAG. / CODE — JOINERY CODE "REFER TO JOINERY SCHEDULE

FURNITURE / FIXTURE TAG. / CODE — FURNITURE CODE "REFER TO FURNITURE SCHEDULE

XX-XX — ELEVATION REFERENCE

X / XX-XX — SECTION REFERENCE

X / XX-XX — DETAIL REFERENCE

X / XX-XX — CALL OUT DETAIL REFERENCE

RCP LEGEND:

ROOM NAME / XX-X-XX / CEILING TYPE — ROOM TAG WITH ROOM NAME, NUMBER & CEILING TYPE

CH 2600 — CEILING HEIGHT ABOVE ASSOCIATED FINISH FLOOR LEVEL

EMERGENCY LIGHT

DOWN LIGHT RECESSED

EXIT — EXIT LIGHT

SPEAKER - PA / AV

SPEAKER - EWIS

SMOKE DETECTOR

FIRE SPRINKLER

MOVEMENT DETECTOR

LED — LED STRIP LIGHT IN JOINERY TO DETAIL

ACCESS PANEL

RETURN AIR GRILL

SUPPLY AIR GRILL

REFER TO "A-92-01 INTERNAL FINISHES SCHEDULE" FOR ALL CEILING FINISHES
REFER TO A-28 SERIES FOR EXTENDED LEGEND

NSW GOVERNMENT | Planning, Industry & Environment

Issued under the Environmental Planning and Assessment Act 1979

Approved Section 4.55 (1A) Modification Application

No: SSD 10285 MOD 2 Granted on 22 July 2021

Signed: LC Sheet No: 24 of 28

© COPYRIGHT COX ARCHITECTURE PTY LTD

ANY FORM OF REPRODUCTION OF THE DRAWING IN FULL OR IN PART WITHOUT THE WRITTEN PERMISSION OF COX ARCHITECTURE PTY LTD CONSTITUTES AN INFRINGEMENT OF COPYRIGHT

Rev	Description	By	Date
A	ISSUED FOR TENDER	MiD	10/07/20
B	TENDER ADDENDUM	MiD	10/08/20
C	ISSUED FOR COORDINATION	CT	18/12/20
D	ISSUED FOR CONSTRUCTION	LN	12/02/21
E	S4.55 SUBMISSION	MiD	1/03/21

NOTE:
REFER TO A-92-01 INTERNAL FINISHES SCHEDULE FOR INTERIOR FINISHES INFORMATION

Cox Architecture
Level 6, 155 Clarence Street,
Sydney, NSW 2000, Australia
T + 61 2 9267 9599
F + 61 2 9264 5844
www.coxarchitecture.com.au

Nominated Architects
Joe Agius no. 6491
Russell Lee no. 6367

Consultants

PROJECT MANAGER
NAME: MOSTYN COPPER
ADDRESS: Suite 2, Level 8, 60 Pitt St, Sydney NSW 2000
TEL/FAX: 9241 1599

TOWN PLANNER
NAME: URBIS
ADDRESS: Angel Place, Level 8, 123 Pitt Street, Sydney NSW 2000
TEL/FAX: 8233 9905

COST PLANNER
NAME: RLB
ADDRESS: 141 Walker St, North Sydney NSW 2060
TEL/FAX: 9922 2277

LANDSCAPE ARCHITECT
NAME: STURT NOBLE
ADDRESS: 6/1030 Wattle St, Ultimo NSW 2007
TEL/FAX: 9211 3744

STRUCTURAL ENGINEER
NAME: M + G CONSULTING ENGINEERS
ADDRESS: Level 3, 50 Berry St, North Sydney NSW 2060
TEL/FAX: 8968 7888

MECHANICAL ENGINEER
NAME: ADP CONSULTING
ADDRESS: 308 Spring St, Sydney NSW 2000
TEL/FAX: 8263 5400

CIVIL ENGINEER
NAME: SCP CONSULTING
ADDRESS: 2/307-309 Kent St, Sydney NSW 2000
TEL/FAX: 9267 9312

ACCESS
NAME: CHEUNG ACCESS
ADDRESS: Level 21/207 Kent St, Sydney NSW 2000
TEL/FAX: 9423 126 726

ESD CONSULTANT
NAME: GHD
ADDRESS: Level 15/133 Castlereagh St, Sydney NSW 2000
TEL/FAX: 9437 864 678

FIRE ENGINEER
NAME: WARRINGTON FIRE
ADDRESS: Suite 802 Level 8/383 Kent St, Sydney NSW 2000
TEL/FAX: 9767 1500

CERTIFIER
NAME: SWP
ADDRESS: Level 7/456 Kent St, Sydney NSW 2000
TEL/FAX: 9283 6555

FIRE CONSULTANT
NAME: MDA
ADDRESS: 54 Retreat St, Bridgeman Downs QLD 4035
TEL/FAX: 9418 730 136

FACADE ENGINEER
NAME: ACOR
ADDRESS: 1/33 Gerbert St, St Leonards NSW 2065
TEL/FAX: 9438 0398

Client
ATC & RNSW

Project No.
218204.00

Project
WINX STAND
The Royal Randwick Racecourse

Drawing Title
WET AREA DETAILS SHEET 1

Document Control Status:
S4.55 ISSUE

BY DRAWING SHEET	Drawn: PDG
Co-ordinated: LM	Scale: As indicated @ B1
Project Architect: MD	Date: 10/07/20
Project Director: RL	Revision: E
Drawing Number: A-51-01	North:

Cox Architecture Pty Ltd ACN 002 535 691

PLOT STAMP DATE: 18/08/2021 9:14:25 AM

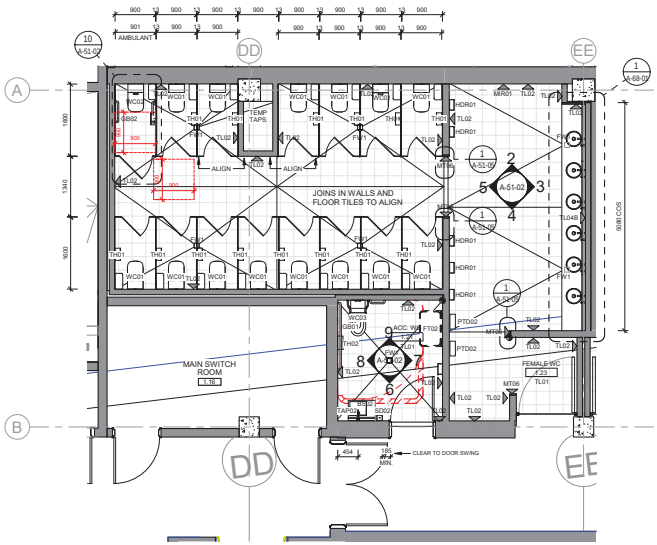

1 A-21-11 GROUND FLOOR F.WC & ACC. WC
SCALE 1 : 50

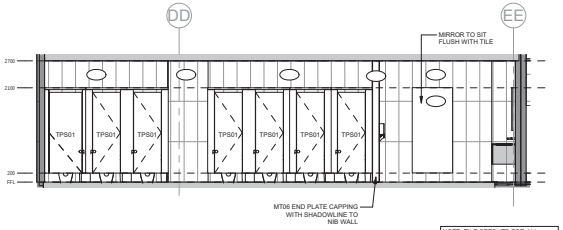

2 A-51-01 GROUND FLOOR F.WC ELEVATION 01
SCALE 1 : 50

NOTE: TILE SETOUTS FOR ALL BATHROOM WALLS DICTATED BY FLOOR GROUT LINES. 1.5MM GROUT LINES WITH EPOXY GROUT. ENSURE WATERPROOF MEMBRANE IS INSTALLED TO ALL FLOOR AND WALL EXTENTS REQUIRED AS PER AUSTRALIAN STANDARDS.

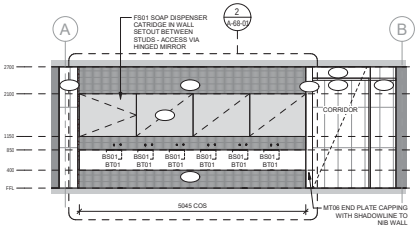

3 A-51-02 GROUND FLOOR F.WC ELEVATION 02
SCALE 1 : 50

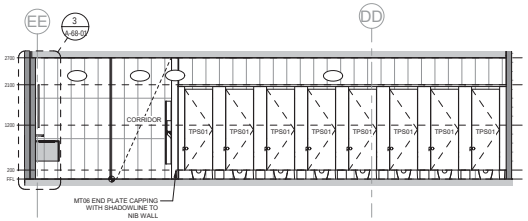

4 A-51-01 GROUND FLOOR F.WC ELEVATION 03
SCALE 1 : 50

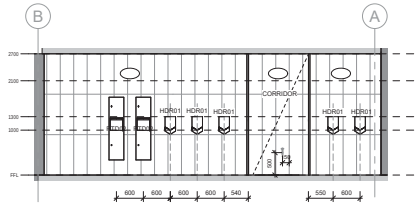

5 A-51-02 GROUND FLOOR F.WC ELEVATION 04
SCALE 1 : 50

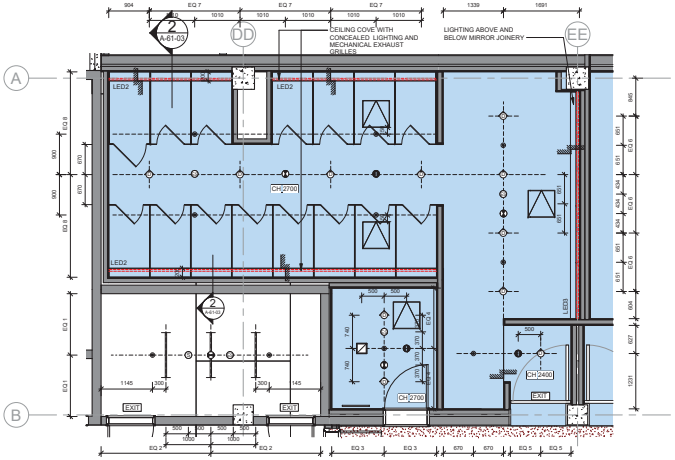

2. A-26-11 GROUND FLOOR F.WC & ACC.WC RCP
SCALE 1 : 50

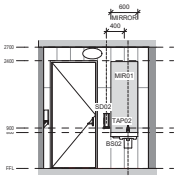

6 A-51-02 GF ACC. WC ELEVATION 02
SCALE 1 : 50

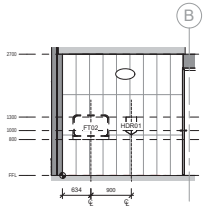

7 A-51-02 GF ACC.WC ELEVATION 01
SCALE 1 : 50

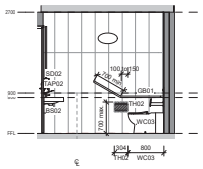

8 A-51-02 GF ACC. WC ELEVATION 03
SCALE 1 : 50

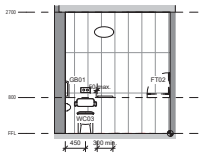

9 A-51-02 GF ACC. WC ELEVATION 04
SCALE 1 : 50

NSW GOVERNMENT | Planning, Industry & Environment

Issued under the Environmental Planning and Assessment Act 1979

Approved Section 4.55 (1A) Modification Application

No: SSD 10285 MOD 2 Granted on 22 July 2021

Signed: LC Sheet No: 25 of 28

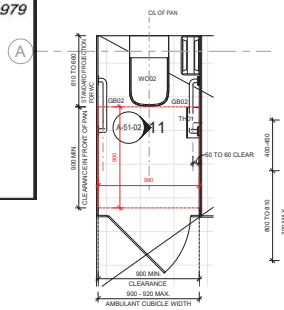

10 A-51-01 TYP AMBULANT CUBICLE
SCALE 1 : 20

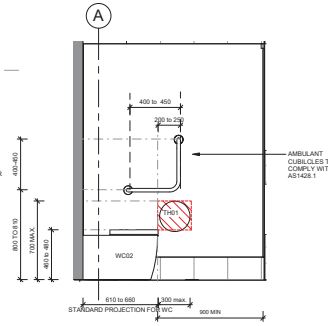

11 A-51-02 TYP AMBULANT ELEVATION
SCALE 1 : 20

GENERAL LEGEND:

GENERAL NOTES

CONTRACTOR AND SUBCONTRACTOR SHALL VERIFY ALL DIMENSIONS OF THIS DRAWING AND SITE CONDITIONS PRIOR TO ANY WORK COMMENCING.
- ALL SHOP DRAWINGS SHALL BE SUBMITTED TO THE ARCHITECT. THE MANUFACTURER SHALL NOT COMMENCE ANY WORKS PRIOR TO THE RETURN OF APPROVED SHOP DRAWINGS SIGNED BY THE RELEVANT CONSULTANT.
- FIGURED DIMENSIONS TAKE PRECEDENCE OVER SCALED DIMENSIONS.
- THIS DRAWINGS SHOULD BE READ IN CONJUNCTION WITH ALL RELEVANT CONTRACTS, SPECIFICATIONS AND DRAWINGS.
- COPYRIGHT OF THIS DRAWING IS VESTED IN THE PRINCIPAL CONSULTANT.
- THIS DRAWING ISSUE INCLUDING ALL CLOUDED REVISIONS TAGGED AS THIS REVISION IS REVISED FOR ALL TRADE PACKAGES PREVIOUSLY ISSUED.

01. REFER TO SERVICE ENGINEER'S DRAWINGS FOR LOCATION OF S.D.F. BOXES, G.P.O'S AND SKIRTING DUCTS. REFER TO SERVICES ENGINEER'S DRAWINGS FOR CO-ORDINATION OF SLAB & WALL 'BLOCKOUTS' AND 'COREO' PENETRATIONS.
02. REFER TO STRUCTURAL ENGINEER'S DRAWINGS FOR SLAB SIZES AND DETAILS. REFER TO STRUCTURAL ENGINEER'S SUB-SOIL AND SHORING DETAILS.
03. REFER TO HYDRAULIC ENGINEER'S SERVICE PLAN FOR LOCATION OF SUB-FLOOR SERVICES.
04. REFER TO STRUCTURAL ENGINEER'S DRAWINGS FOR COLUMN / STRUCTURAL WALL SIZES & DETAILS.
05. REFER TO DOOR SCHEDULES FOR DOOR DETAILS.
06. REFER TO MECHANICAL ENGINEER'S DRAWINGS AND SHOP DRAWINGS FOR SIZES OF ALL DUCT PENETRATIONS AND LOUVRE OPENING SIZES.
07. REFER TO MECHANICAL ENGINEER'S DETAILS FOR PENETRATIONS AND BUILDING IN OF DUCTS, GRILLES, PLANT AND CEILING PLENUMS.
08. BUILD IN HIGH LEVEL OPENINGS FOR PLENUMS IN CEILING SPACES. REFER TO MECHANICAL ENGINEER'S DRAWING.
09. FOR ADDITIONAL SETOUT INFORMATION WHERE NO DIMENSIONING SHOWN, REFER TO REFERENCE TAGS FOR DETAILED ARCHITECTURAL DRAWINGS.
10. REFER TO SCHEDULES FOR FF&E AND FINISHES CODES.

GENERAL SYMBOLS

ROOM NAME — XX-XX CODE
XX01 — FITTINGS, FURNITURE & EQUIPMENT TAGS. REFER TO SCHEDULES FOR SPECIFICATION.
FINISH TAG — CODE — PLAN- FINISH CODE "REFER TO FINISHES SCHEDULE
CODE — ELEVATION- FINISH CODE "REFER TO FINISHES SCHEDULE
JOINERY TAG. CODE — JOINERY CODE "REFER TO JOINERY SCHEDULE
FURNITURE / FIXTURE TAG. CODE — FURNITURE CODE "REFER TO FURNITURE SCHEDULE
XX-XX X — ELEVATION REFERENCE
X XX-XX — SECTION REFERENCE
X XX-XX — DETAIL REFERENCE
X XX-XX — CALL OUT DETAIL REFERENCE

RCP LEGEND:

ROOM NAME — XX-X-XX — CEILING TYPE — ROOM TAG WITH ROOM NAME, NUMBER & CEILING TYPE
CH 2600 — CEILING HEIGHT ABOVE ASSOCIATED FINISH FLOOR LEVEL
EMERGENCY LIGHT
DOWN LIGHT RECESSED
EXIT — EXIT LIGHT
SPEAKER - PA / AV
SPEAKER - EWIS
SMOKE DETECTOR
FIRE SPRINKLER
MOVEMENT DETECTOR
LED — LED STRIP LIGHT IN JOINERY TO DETAIL
ACCESS PANEL
RETURN AIR GRILL
SUPPLY AIR GRILL

REFER TO "A-92-01 INTERNAL FINISHES SCHEDULE" FOR ALL CEILING FINISHES
REFER TO A-28 SERIES FOR EXTENDED LEGEND

© COPYRIGHT COX ARCHITECTURE PTY LTD
ANY FORM OF REPRODUCTION OF THE DRAWING IN FULL OR IN PART WITHOUT THE WRITTEN PERMISSION OF COX ARCHITECTURE PTY LTD CONSTITUTES AN INFRINGEMENT OF COPYRIGHT

Rev	Description	By	Date
A	ISSUED FOR TENDER	MD	19/07/20
B	ISSUED FOR COORDINATION	CT	18/12/20
C	ISSUED FOR CONSTRUCTION	LN	12/02/21
D	ISSUED FOR CONSTRUCTION	LN	19/02/21
E	S4.55 SUBMISSION	MaD	1/03/21

NOTE:
REFER TO A-92-01 INTERNAL FINISHES SCHEDULE FOR INTERIOR FINISHES INFORMATION

Cox Architecture
Level 6, 155 Clarence Street,
Sydney, NSW 2000, Australia
T + 61 2 9267 9599
F + 61 2 9264 5844
www.coxarchitecture.com.au

Nominated Architects
Joe Agius no. 6491
Russell Lee no. 6367

Consultants

PROJECT MANAGER
NAME: **MOSTYN COPPER**
ADDRESS: Suite 2, Level 8, 60 Pitt St, Sydney NSW 2000
TEL/FAX: 9241 1599

TOWN PLANNER
NAME: **URBIS**
ADDRESS: Angel Place, Level 8, 123 Pitt Street, Sydney NSW 2000
TEL/FAX: 8233 9905

COST PLANNER
NAME: **RLB**
ADDRESS: 141 Walker St, North Sydney NSW 2060
TEL/FAX: 9922 2277

LANDSCAPE ARCHITECT
NAME: **STURT NOBLE**
ADDRESS: 6/1030 Wattle St, Ultimo NSW 2007
TEL/FAX: 9211 3744

STRUCTURAL ENGINEER
NAME: **M + G CONSULTING ENGINEERS**
ADDRESS: Level 3, 50 Berry St, North Sydney NSW 2060
TEL/FAX: 8966 7888

MECHANICAL ENGINEER
NAME: **ADP CONSULTING**
ADDRESS: 308 Spring St, Sydney NSW 2000
TEL/FAX: 8263 5447

CIVIL ENGINEER
NAME: **SCP CONSULTING**
ADDRESS: 2/507-509 Kent St, Sydney NSW 2000
TEL/FAX: 9267 9312

ACCESS
NAME: **CHEUNG ACCESS**
ADDRESS: Level 21/207 Kent St, Sydney NSW 2000
TEL/FAX: 9423 108 726

ESD CONSULTANT
NAME: **GHD**
ADDRESS: Level 15/133 Castlereagh St, Sydney NSW 2000
TEL/FAX: 9437 864 679

FIRE ENGINEER
NAME: **WARRINGTON FIRE**
ADDRESS: Suite 802 Level 8/383 Kent St, Sydney NSW 2000
TEL/FAX: 9767 1500

CERTIFIER
NAME: **SWP**
ADDRESS: Level 7/456 Kent St, Sydney NSW 2000
TEL/FAX: 9283 6555

FHS CONSULTANT
NAME: **MDA**
ADDRESS: 54 Reginald St, Bridgeman Downs QLD 4035
TEL/FAX: 0418 730 136

FACADE ENGINEER
NAME: **ACOR**
ADDRESS: 1/33 Gerbert St, St Leonards NSW 2065
TEL/FAX: 9438 0398

Client
ATC & RNSW

Project No.
218204.00

Project
WINX STAND
The Royal Randwick Racecourse

Drawing Title
WET AREA DETAILS SHEET 2

Document Control Status:
S4.55 ISSUE

BY DRAWING SHEET	Drawn: PS
Co-ordinated: LM	Scale: As indicated @ B1
Project Architect: MD	Date: 02/07/20
Project Director: RL	Revision: E
Drawing Number: A-51-02	North:

Cox Architecture Pty Ltd ACN 002 535 691

PLOT STAMP DATE: 18/05/2021 9:15:06 AM

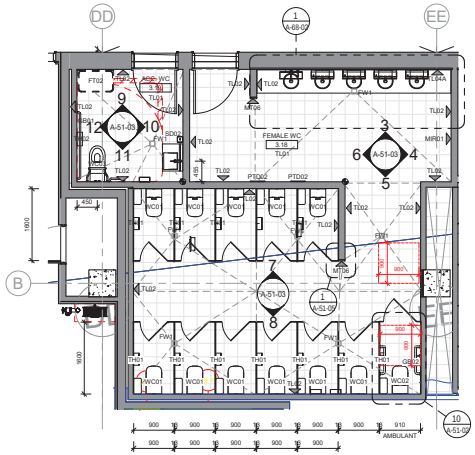

1 A-21-31 LEVEL 01 FEMALE WC PLAN
SCALE 1 : 50

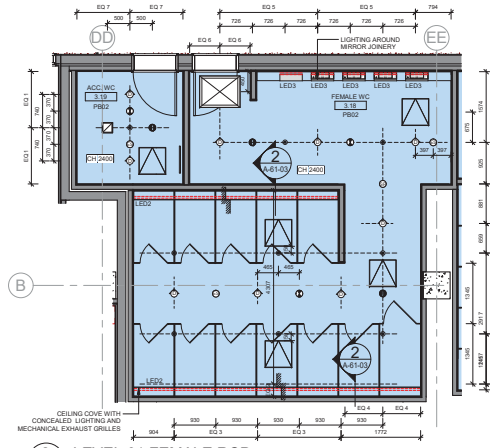

2 A-26-31 LEVEL 01 FEMALE RCP
SCALE 1 : 50

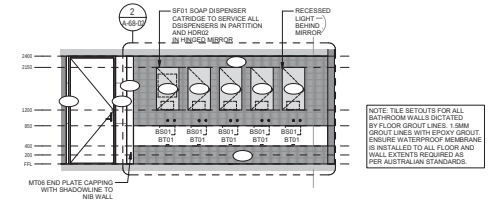

3 A-51-03 LEVEL 01 F.WC ELEVATION 01
SCALE 1 : 50

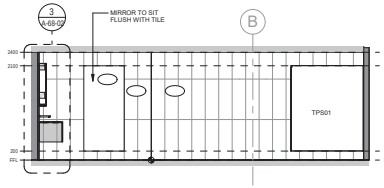

4 A-50-42 LEVEL 01 F.WC ELEVATION 02
SCALE 1 : 50

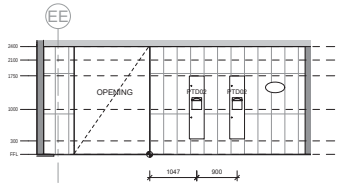

5 A-51-03 LEVEL 01 F.WC ELEVATION 03
SCALE 1 : 50

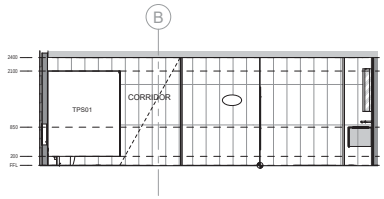

6 A-50-42 LEVEL 01 F.WC ELEVATION 04
SCALE 1 : 50

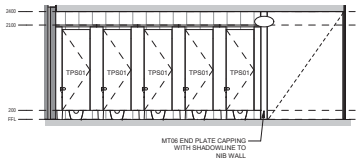

7 A-51-03 LEVEL 01 F.WC ELEVATION 05
SCALE 1 : 50

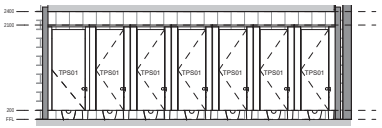

8 A-51-03 LEVEL 01 F.WC ELEVATION 06
SCALE 1 : 50

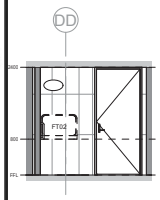

9 A-51-03 LEVEL 01 ACC. WC ELEVATION 01
SCALE 1 : 50

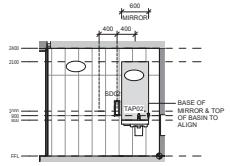

10 A-51-03 LEVEL 01 ACC. WC ELEVATION 02
SCALE 1 : 50

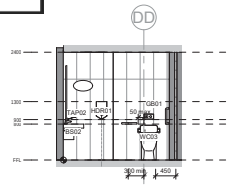

11 A-51-03 LEVEL 01 ACC. WC ELEVATION 03
SCALE 1 : 50

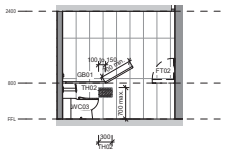

12 A-51-03 LEVEL 01 ACC. WC ELEVATION 04
SCALE 1 : 50

NSW GOVERNMENT | Planning, Industry & Environment

Issued under the Environmental Planning and Assessment Act 1979

Approved Section 4.55 (1A) Modification Application

No: SSD 10285 MOD 2 Granted on 22 July 2021

Signed: LC Sheet No: 26 of 28

GENERAL LEGEND:

GENERAL NOTES

CONTRACTOR AND SUBCONTRACTOR SHALL VERIFY ALL DIMENSIONS OF THIS DRAWING AND SITE CONDITIONS PRIOR TO ANY WORK COMMENCING.
- ALL SHOP DRAWINGS SHALL BE SUBMITTED TO THE ARCHITECT. THE MANUFACTURER SHALL NOT COMMENCE ANY WORKS PRIOR TO THE RETURN OF APPROVED SHOP DRAWINGS SIGNED BY THE RELEVANT CONSULTANT.
- FIGURED DIMENSIONS TAKE PRECEDENCE OVER SCALED DIMENSIONS.
- THIS DRAWINGS SHOULD BE READ IN CONJUNCTION WITH ALL RELEVANT CONTRACTS, SPECIFICATIONS AND DRAWINGS.
- COPYRIGHT OF THIS DRAWING IS VESTED IN THE PRINCIPAL CONSULTANT.
- THIS DRAWING ISSUE INCLUDING ALL CLOUDED REVISIONS TAGGED AS THIS REVISION IS REVISED FOR ALL TRADE PACKAGES PREVIOUSLY ISSUED.

01. REFER TO SERVICE ENGINEER'S DRAWINGS FOR LOCATION OF S.D.F. BOXES, G.P.O'S AND SKIRTING DUCTS. REFER TO SERVICES ENGINEER'S DRAWINGS FOR CO-ORDINATION OF SLAB & WALL 'BLOCKOUTS' AND 'CORED' PENETRATIONS.
02. REFER TO STRUCTURAL ENGINEER'S DRAWINGS FOR SLAB SIZES AND DETAILS. REFER TO STRUCTURAL ENGINEER'S SUB-SOIL AND SHORING DETAILS.
03. REFER TO HYDRAULIC ENGINEER'S SERVICE PLAN FOR LOCATION OF SUB-FLOOR SERVICES.
04. REFER TO STRUCTURAL ENGINEER'S DRAWINGS FOR COLUMN / STRUCTURAL WALL SIZES & DETAILS.
05. REFER TO DOOR SCHEDULES FOR DOOR DETAILS.
06. REFER TO MECHANICAL ENGINEER'S DRAWINGS AND SHOP DRAWINGS FOR SIZES OF ALL DUCT PENETRATIONS AND LOUVRE OPENING SIZES.
07. REFER TO MECHANICAL ENGINEER'S DETAILS FOR PENETRATIONS AND BUILDING IN OF DUCTS, GRILLES, PLANT AND CEILING PLENUMS.
08. BUILD IN HIGH LEVEL OPENINGS FOR PLENUMS IN CEILING SPACES. REFER TO MECHANICAL ENGINEER'S DRAWING.
09. FOR ADDITIONAL SETOUT INFORMATION WHERE NO DIMENSIONING SHOWN, REFER TO REFERENCE TAGS FOR DETAILED ARCHITECTURAL DRAWINGS.
10. REFER TO SCHEDULES FOR FF&E AND FINISHES CODES.

GENERAL SYMBOLS

ROOM NAME / XX-XX / CODE — ROOM TAG WITH NAME / NUMBER / FLOOR FINISH TAG "REFER TO FINISHES SCHEDULE"

XX01 — FITTINGS, FURNITURE & EQUIPMENT TAGS. REFER TO SCHEDULES FOR SPECIFICATION.

FINISH TAG / CODE — PLAN- FINISH CODE "REFER TO FINISHES SCHEDULE"

CODE — ELEVATION- FINISH CODE "REFER TO FINISHES SCHEDULE"

JOINERY TAG. / CODE — JOINERY CODE "REFER TO JOINERY SCHEDULE"

FURNITURE / FIXTURE TAG. / CODE — FURNITURE CODE "REFER TO FURNITURE SCHEDULE"

XX-XX — ELEVATION REFERENCE

XX-XX — SECTION REFERENCE

XX-XX — DETAIL REFERENCE

XX-XX — CALL OUT DETAIL REFERENCE

RCP LEGEND:

ROOM NAME / XX-X-XX / CEILING TYPE

CH 2600 — CEILING HEIGHT ABOVE ASSOCIATED FINISH FLOOR LEVEL

EMERGENCY LIGHT

DOWN LIGHT RECESSED

EXIT — EXIT LIGHT

SPEAKER - PA / AV

SPEAKER - EWIS

SMOKE DETECTOR

FIRE SPRINKLER

MOVEMENT DETECTOR

LED — LED STRIP LIGHT IN JOINERY TO DETAIL

ACCESS PANEL

RETURN AIR GRILL

SUPPLY AIR GRILL

REFER TO "A-92-01 INTERNAL FINISHES SCHEDULE" FOR ALL CEILING FINISHES
REFER TO A-26 SERIES FOR EXTENDED LEGEND

© COPYRIGHT COX ARCHITECTURE PTY LTD

ANY FORM OF REPRODUCTION OF THIS DRAWING IN FULL OR IN PART WITHOUT THE WRITTEN PERMISSION OF COX ARCHITECTURE PTY LTD CONSTITUTES AN INFRINGEMENT OF COPYRIGHT

Rev	Description	By	Date
A	ISSUED FOR TENDER	MD	10/07/20
B	ISSUED FOR COORDINATION	CF	18/12/20
C	ISSUED FOR CONSTRUCTION	LN	12/02/21
D	S4.55 SUBMISSION	MD	10/3/21

NOTE:
REFER TO A-92-01 INTERNAL FINISHES SCHEDULE FOR INTERIOR FINISHES INFORMATION

Cox Architecture
Level 6, 155 Clarence Street,
Sydney, NSW 2000, Australia
T + 61 2 9267 9599
F + 61 2 9264 5844
www.coxarchitecture.com.au

Nominated Architects
Joe Agius no. 6491
Russell Lee no. 6367

COX

Consultants

PROJECT MANAGER
NAME: MOSTYN COPPER
ADDRESS: Suite 2, Level 8, 60 Pitt St, Sydney NSW 2000
TEL/FAX: 9241 1599

TOWN PLANNER
NAME: URBIS
ADDRESS: Angel Place, Level 8, 123 Pitt Street, Sydney NSW 2000
TEL/FAX: 8233 9905

COST PLANNER
NAME: RLB
ADDRESS: 141 Walker St, North Sydney NSW 2060
TEL/FAX: 9922 2277

LANDSCAPE ARCHITECT
NAME: STURT NOBLE
ADDRESS: 61/330 Wattle St, Ultimo NSW 2007
TEL/FAX: 9211 3744

STRUCTURAL ENGINEER
NAME: M + G CONSULTING ENGINEERS
ADDRESS: Level 3, 52 Berry St, North Sydney NSW 2060
TEL/FAX: 8966 7888

MECHANICAL ENGINEER
NAME: ADP CONSULTING
ADDRESS: 308 Spring St, Sydney NSW 2000
TEL/FAX: 8263 5400

CIVIL ENGINEER
NAME: SCP CONSULTING
ADDRESS: 2/307-309 Kent St, Sydney NSW 2000
TEL/FAX: 9267 9312

ACCESS
NAME: CHEUNG ACCESS
ADDRESS: Level 21/307 Kent St, Sydney NSW 2000
TEL/FAX: 9423 126 726

ESD CONSULTANT
NAME: GHD
ADDRESS: Level 15/133 Castlereagh St, Sydney NSW 2000
TEL/FAX: 9437 864 678

FIRE ENGINEER
NAME: WARRINGTON FIRE
ADDRESS: Suite 802 Level 8/383 Kent St, Sydney NSW 2000
TEL/FAX: 9767 1500

CERTIFIER
NAME: SWP
ADDRESS: Level 7/456 Kent St, Sydney NSW 2000
TEL/FAX: 9283 6555

FHS CONSULTANT
NAME: MDA
ADDRESS: 54 Reginal St, Bridgeman Downs QLD 4035
TEL/FAX: 5618 730 136

FACADE ENGINEER
NAME: ACOR
ADDRESS: 1/33 Gerbert St, St Leonards NSW 2065
TEL/FAX: 9438 0398

Client
ATC & RNSW

Project No.
218204.00

Project
WINX STAND
The Royal Randwick Racecourse

Drawing Title
WET AREA DETAILS SHEET 3

Document Control Status:
S.4.55 ISSUE

BY DRAWING SHEET	Drawn: PDG
Co-ordinated: LM	Scale: As indicated @ B1
Project Architect: MD	Date: 10/07/20
Project Director: RL	Revision: D
Drawing Number: A-51-03	North:

Cox Architecture Pty Ltd ACN 002 535 691

PLOT STAMP DATE: 18/05/2021 9:15:30 AM

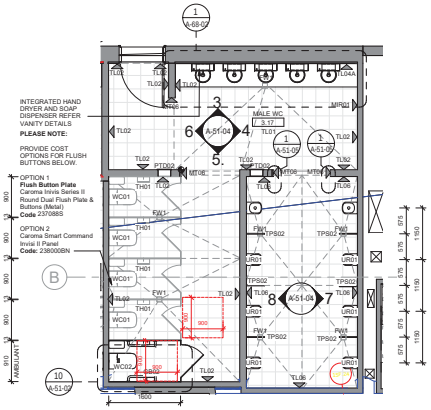

1 A-21-31 LEVEL 01 MALE WC PLAN
SCALE 1 : 50

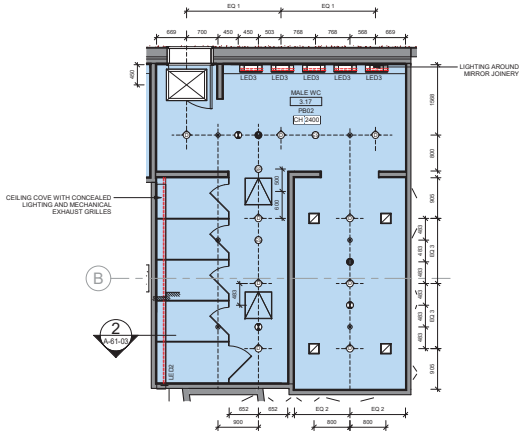

2 A-26-31 LEVEL 01 FLOOR MALE. WC RCP
SCALE 1 : 50

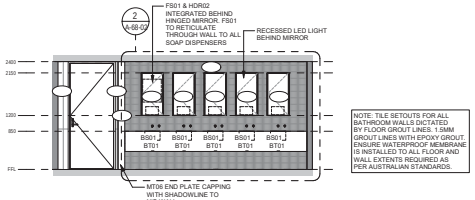

NOTE: TILE SETOUTS FOR ALL BATHROOM WALLS DICTATED BY FLOOR GROUT LINES. 1.5MM GROUT LINES WITH EPOXY GROUT. ENSURE WATERPROOF MEMBRANE IS INSTALLED TO ALL FLOOR AND WALL EXTENTS REQUIRED AS PER AUSTRALIAN STANDARDS.

3 A-51-03 LEVEL 01 M.WC ELEVATION 01
SCALE 1 : 50

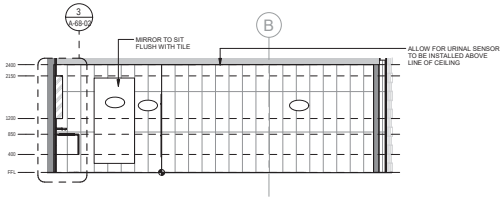

4 A-50-42 LEVEL 01 M.WC ELEVATION 02
SCALE 1 : 50

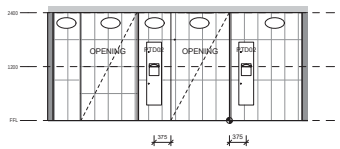

5. A-51-03 LEVEL 01 M.WC ELEVATION 03
SCALE 1 : 50

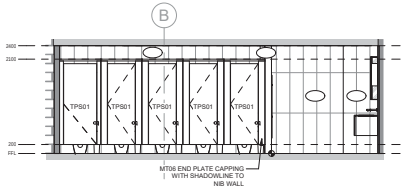

6 A-50-42 LEVEL 01 M.WC ELEVATION 04
SCALE 1 : 50

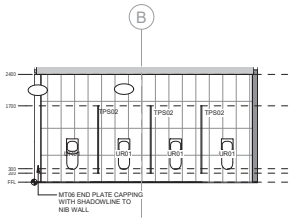

7 A-51-04 LEVEL 01 M.WC ELEVATION 05
SCALE 1 : 50

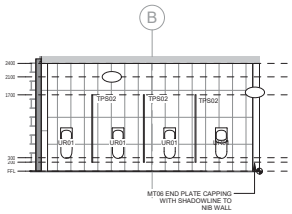

8 A-51-04 LEVEL 01 M.WC ELEVATION 06
SCALE 1 : 50

GENERAL LEGEND:

GENERAL NOTES

CONTRACTOR AND SUBCONTRACTOR SHALL VERIFY ALL DIMENSIONS OF THIS DRAWING AND SITE CONDITIONS PRIOR TO ANY WORK COMMENCING.
- ALL SHOP DRAWINGS SHALL BE SUBMITTED TO THE ARCHITECT. THE MANUFACTURER SHALL NOT COMMENCE ANY WORKS PRIOR TO THE RETURN OF APPROVED SHOP DRAWINGS SIGNED BY THE RELEVANT CONSULTANT.
- FIGURED DIMENSIONS TAKE PRECEDENCE OVER SCALED DIMENSIONS.
- THIS DRAWINGS SHOULD BE READ IN CONJUNCTION WITH ALL RELEVANT CONTRACTS, SPECIFICATIONS AND DRAWINGS.
- COPYRIGHT OF THIS DRAWING IS VESTED IN THE PRINCIPAL CONSULTANT.
- THIS DRAWING ISSUE INCLUDING ALL CLOUDED REVISIONS TAGGED AS THIS REVISION IS REVISED FOR ALL TRADE PACKAGES PREVIOUSLY ISSUED.

01. REFER TO SERVICE ENGINEER'S DRAWINGS FOR LOCATION OF S.D.F. BOXES, G.P.O'S AND SKIRTING DUCTS. REFER TO SERVICES ENGINEER'S DRAWINGS FOR CO-ORDINATION OF SLAB & WALL 'BLOCKOUTS' AND 'CORED' PENETRATIONS.
02. REFER TO STRUCTURAL ENGINEER'S DRAWINGS FOR SLAB SIZES AND DETAILS. REFER TO STRUCTURAL ENGINEER'S SUB-SOIL AND SHORING DETAILS.
03. REFER TO HYDRAULIC ENGINEER'S SERVICE PLAN FOR LOCATION OF SUB-FLOOR SERVICES.
04. REFER TO STRUCTURAL ENGINEER'S DRAWINGS FOR COLUMN / STRUCTURAL WALL SIZES & DETAILS.
05. REFER TO DOOR SCHEDULES FOR DOOR DETAILS.
06. REFER TO MECHANICAL ENGINEER'S DRAWINGS AND SHOP DRAWINGS FOR SIZES OF ALL DUCT PENETRATIONS AND LOUVRE OPENING SIZES.
07. REFER TO MECHANICAL ENGINEER'S DETAILS FOR PENETRATIONS AND BUILDING IN OF DUCTS, GRILLES, PLANT AND CEILING PLENUMS.
08. BUILD IN HIGH LEVEL OPENINGS FOR PLENUMS IN CEILING SPACES. REFER TO MECHANICAL ENGINEER'S DRAWING.
09. FOR ADDITIONAL SETOUT INFORMATION WHERE NO DIMENSIONING SHOWN, REFER TO REFERENCE TAGS FOR DETAILED ARCHITECTURAL DRAWINGS.
10. REFER TO SCHEDULES FOR FF&E AND FINISHES CODES.

GENERAL SYMBOLS

ROOM NAME — XX-X-XX — CODE: ROOM TAG WITH NAME / NUMBER / FLOOR FINISH TAG "REFER TO FINISHES SCHEDULE"

XX01: FITTINGS, FURNITURE & EQUIPMENT TAGS. REFER TO SCHEDULES FOR SPECIFICATION.

FINISH TAG — CODE: PLAN- FINISH CODE "REFER TO FINISHES SCHEDULE"

CODE: ELEVATION- FINISH CODE "REFER TO FINISHES SCHEDULE"

JOINERY TAG. — CODE: JOINERY CODE "REFER TO JOINERY SCHEDULE"

FURNITURE / FIXTURE TAG. — CODE: FURNITURE CODE "REFER TO FURNITURE SCHEDULE"

XX-XX: ELEVATION REFERENCE

X / XX-XX: SECTION REFERENCE

X / XX-XX: DETAIL REFERENCE

X / XX-XX: CALL OUT DETAIL REFERENCE

RCP LEGEND:

ROOM NAME — XX-X-XX — CEILING TYPE: ROOM TAG WITH ROOM NAME, NUMBER & CEILING TYPE

CH 2600: CEILING HEIGHT ABOVE ASSOCIATED FINISH FLOOR LEVEL

EMERGENCY LIGHT

DOWN LIGHT RECESSED

EXIT: EXIT LIGHT

SPEAKER - PA / AV

SPEAKER - EWIS

SMOKE DETECTOR

FIRE SPRINKLER

MOVEMENT DETECTOR

LED: LED STRIP LIGHT IN JOINERY TO DETAIL

ACCESS PANEL

RETURN AIR GRILL

SUPPLY AIR GRILL

REFER TO "A-92-01 INTERNAL FINISHES SCHEDULE" FOR ALL CEILING FINISHES
REFER TO A-28 SERIES FOR EXTENDED LEGEND

NSW GOVERNMENT | Planning, Industry & Environment

Issued under the Environmental Planning and Assessment Act 1979

Approved Section 4.55 (1A) Modification Application

No: SSD 10285 MOD 2 Granted on 22 July 2021

Signed: LC Sheet No: 27 of 28

© COPYRIGHT COX ARCHITECTURE PTY LTD
ANY FORM OF REPRODUCTION OF THIS DRAWING IN FULL OR IN PART WITHOUT THE WRITTEN PERMISSION OF COX ARCHITECTURE PTY LTD CONSTITUTES AN INFRINGEMENT OF COPYRIGHT

Rev	Description	By	Date
A	ISSUED FOR TENDER	MD	10/07/20
B	FOR NEXT REVISION ISSUE		XX/XX/XX
C	ISSUED FOR COORDINATION	CT	18/12/20
D	ISSUED FOR CONSTRUCTION	LN	12/02/21
E	S4.55 SUBMISSION	MsD	1/03/21

NOTE:
REFER TO A-92-01 INTERNAL FINISHES SCHEDULE FOR INTERIOR FINISHES INFORMATION

Cox Architecture
Level 6, 155 Clarence Street,
Sydney, NSW 2000, Australia
T + 61 2 9267 9599
F + 61 2 9264 5844
www.coxarchitecture.com.au

Nominated Architects
Joe Agius no. 6491
Russell Lee no. 6367

Consultants

PROJECT MANAGER
NAME: MOSTYN COPPER
ADDRESS: Suite 2, Level 8, 60 Pitt St, Sydney NSW 2000
TEL/FAX: 9241 1599

TOWN PLANNER
NAME: URBIS
ADDRESS: Angel Place, Level 8, 123 Pitt Street, Sydney NSW 2000
TEL/FAX: 8233 9905

COST PLANNER
NAME: RLB
ADDRESS: 141 Walker St, North Sydney NSW 2060
TEL/FAX: 9922 2277

LANDSCAPE ARCHITECT
NAME: STURT NOBLE
ADDRESS: 6/1230 Pacific St, Utimo NSW 2007
TEL/FAX: 9211 3744

STRUCTURAL ENGINEER
NAME: M + G CONSULTING ENGINEERS
ADDRESS: Level 3, 52 Berry St, North Sydney NSW 2060
TEL/FAX: 8968 7888

MECHANICAL ENGINEER
NAME: ADP CONSULTING
ADDRESS: 308 Spring St, Sydney NSW 2000
TEL/FAX: 8263 5447

CIVIL ENGINEER
NAME: SCP CONSULTING
ADDRESS: 2/307-309 Kent St, Sydney NSW 2000
TEL/FAX: 9267 5012

ACCESS
NAME: CHEUNG ACCESS
ADDRESS: Level 21/207 Kent St, Sydney NSW 2000
TEL/FAX: 9423 126 726

ESD CONSULTANT
NAME: GHD
ADDRESS: Level 15/133 Castlereagh St, Sydney NSW 2000
TEL/FAX: 9437 864 678

FIRE ENGINEER
NAME: WARRINGTON FIRE
ADDRESS: Suite 802 Level 8/383 Kent St, Sydney NSW 2000
TEL/FAX: 9767 1500

CERTIFIER
NAME: SWP
ADDRESS: Level 7/456 Kent St, Sydney NSW 2000
TEL/FAX: 9283 6555

FHS CONSULTANT
NAME: MDA
ADDRESS: 54 Retreat St, Bridgeman Downs QLD 4035
TEL/FAX: 5618 730 136

FACADE ENGINEER
NAME: ACOR
ADDRESS: 1/33 Gerbert St, St Leonards NSW 2065
TEL/FAX: 9438 0398

Client
ATC & RNSW

Project No.
218204.00

Project
WINX STAND
The Royal Randwick Racecourse

Drawing Title
WET AREA DETAILS SHEET 4

Document Control Status:
S4.55 ISSUE

BY DRAWING SHEET	Drawn: PDG
Co-ordinated: LM	Scale: As indicated @ B1
Project Architect: MD	Date: 10/07/20
Project Director: RL	Revision: E
Drawing Number: A-51-04	North:

Cox Architecture Pty Ltd ACN 002 535 691

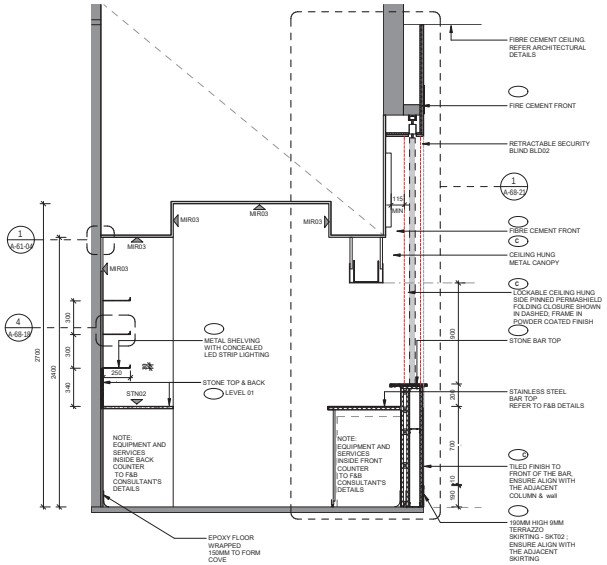

2 A-21-33 TYPICAL BAR SECTION- TERRACE BAR
SCALE 1 : 20

3 L1 TERRACE BAR AXO
SCALE

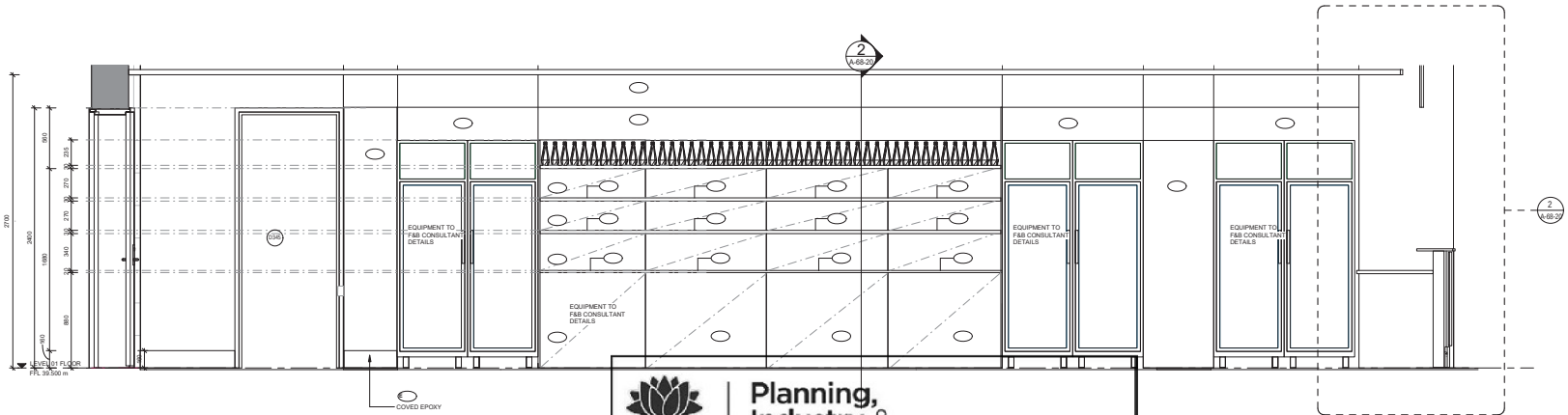

1 A-68-19 LEVEL 01 - EXTERNAL TERRACE BAR_INTERNAL ELEVATION 02
SCALE 1 : 20

NSW GOVERNMENT | Planning, Industry & Environment

Issued under the Environmental Planning and Assessment Act 1979

Approved Section 4.55 (1A) Modification Application

No: SSD 10285 MOD 2 Granted on 22 July 2021

Signed: LC Sheet No: 28 of 28

JOINERY LEGEND:

GENERAL NOTES

01. NOTED DIMENSIONS TAKE PRECEDENCE OVER SCALED. DO NOT OBTAIN CRITICAL DIMENSIONS BY SCALE THIS DRAWING.
02. ALL DIMENSIONS ARE TO FINISHED SURFACES
03. CONTRACTOR TO VERIFY ALL DIMENSIONS ON SITE PRIOR TO FABRICATION.
04. THIS DRAWING IS TO BE READ IN CONJUNCTION WITH SCHEDULES AND SPECIFICATIONS.
05. CHECK ALL DIMENSIONS ON SITE PRIOR TO CONSTRUCTION.
06. ADVISE ARCHITECT WITH ANY DISCREPANCIES IN DRAWINGS. CONFIRM JOINERY DETAILS WITH ARCHITECT WHERE NOT SHOWN.
07. JOINER TO ENSURE ALL STRUCTURAL SUPPORT, STABILITY AND COMPLIANCE WITH RELEVANT CODES AND AUSTRALIAN STANDARDS. JOINER TO ADVISE ARCHITECT OF DETAILS REQUIRING AMENDMENT DUE TO STRUCTURAL REQUIREMENTS.
08. CONTRACTOR TO SUBMIT SHOP DRAWING FOR APPROVAL PRIOR TO FABRICATION.
09. CUPBOARD DOORS TO BE CONSTRUCTED FROM 18mm BOARD FINISHED AS SPECIFIED.
10. PROVIDE RUBBER STOPPERS TO ALL HINGED DOORS AND DRAWERS.
11. ALL HINGES TO BE FULL OVERLAY 110 DEGREE OPENING. HINGES TO BE SELF CLOSING OVER LAST 30 DECREES OF SWING.
12. ALL CARCASS, BENCH TOPS, SUPPORTS & SHELVING TO BE MOISTURE RESISTANT & FORMALDEHYDE EMISSIONS RATING BOARD WHEN NEAR SINK, HOT WATER, BOILING/CHILLED WATER UNITS.
13. ALL FIXINGS TO BE CONCEALED.
14. ALL JOINERY INTERNALS TO BE WHITE MELAMINE UNLESS OTHERWISE NOTED.
15. 18MM SCRIBING FILLET PIECE TO ALL EDGES ADJACENT TO WALL & CEILING WHERE APPLICABLE.
16. JOINER TO CONFIRM ALL EQUIPMENT & WHITE GOODS DIMENSIONS, AND ENSURE WHERE REQUIRED ARE INSTALLED TO MANUFACTURERS SPECIFICATION.
17. PROVIDE METAL LUGS TO ADJUSTABLE SHELVES.
18. ENSURE ALL JOINS ARE SANDED SMOOTH AND CONSISTENT
19. JOINER TO CONFIRM BENCH TOP SUPPORT DETAILS WHERE REQUIRED WITHIN SHOP DRAWINGS.
20. BAR AND FOOD OUTLETS TO BE COORDINATED WITH SPECIALIST KITCHEN CONSULTANT DRAWINGS
21. REFER TO KITCHEN CONSULTANT DRAWINGS TO ANY STAINLESS STEEL TOPS / EQUIPMENT
22. REFER TO GENERAL ARRANGEMENT PLAN FOR FALLS AND FLOOR WASTE LOCATIONS

GENERAL SYMBOLS

ROOM NAME — ROOM TAG WITH NAME / NUMBER / FLOOR FINISH TAG *REFER TO FINISHES SCHEDULE
XX-XX CODE
XX01 — FITTINGS, FURNITURE & EQUIPMENT TAGS. REFER TO SCHEDULES FOR SPECIFICATION.
FINISH TAG
CODE — PLAN- FINISH CODE *REFER TO FINISHES SCHEDULE
CODE — ELEVATION- FINISH CODE *REFER TO FINISHES SCHEDULE
DOOR TAG
DXXX — DOOR TAG REFER TO DOOR SCHEDULES FOR SPECIFICATION.
XX-XX X — ELEVATION REFERENCE
X XX-XX — SECTION REFERENCE
X XX-XX — DETAIL REFERENCE
X XX-XX — CALL OUT DETAIL REFERENCE

© COPYRIGHT COX ARCHITECTURE PTY LTD
THIS DOCUMENT IS COPYRIGHT AND MUST NOT BE REPRODUCED, IN WHOLE OR IN PART, WITHOUT THE WRITTEN PERMISSION OF COX ARCHITECTURE PTY LTD. THIS INSTITUTES AN INFRINGEMENT OF COPYRIGHT

Rev	Description	By	Date
A	ISSUED FOR CONSTRUCTION	LN	19/02/21
B	S4.55 SUBMISSION	MaC	15/3/21

Cox Architecture
Level 6, 155 Clarence Street,
Sydney, NSW 2000, Australia
T + 61 2 9267 9599
F + 61 2 9264 5844
www.coxarchitecture.com.au

Nominated Architects
Joe Agius no. 6323
Russell Lea no. 6367

COX

Consultants

PROJECT MANAGER
NAME: MOST'N COPPER
ADDRESS: Suite 2, Level 8, 60 Pitt St, Sydney NSW 2000
TEL/FAX: 9241 1688

TOWN PLANNER
NAME: URBIS
ADDRESS: Angel Place, Level 8, 123 Pitt Street, Sydney NSW 2000
TEL/FAX: 8233 9900

COST PLANNER
NAME: RLB
ADDRESS: 141 Walker St, North Sydney NSW 2060
TEL/FAX: 8922 2277

LANDSCAPE ARCHITECT
NAME: STURT NOBLE
ADDRESS: 6/128 Wallis St, Ultimo NSW 2007
TEL/FAX: 9211 3744

STRUCTURAL ENGINEER
NAME: M + G CONSULTING ENGINEERS
ADDRESS: Level 5, 50 Berry St, North Sydney NSW 2060
TEL/FAX: 8966 7888

MECHANICAL ENGINEER
NAME: ADP CONSULTING
ADDRESS: 39 Spring St, Sydney NSW 2000
TEL/FAX: 8233 5400

CIVIL ENGINEER
NAME: SCP CONSULTING
ADDRESS: 2/507-509 Kent St, Sydney NSW 2000
TEL/FAX: 9267 9012

ACCESS
NAME: CHEUNG ACCESS
ADDRESS: Level 2 /107 Kent St, Sydney NSW 2000
TEL/FAX: 0423 128 726

ESD CONSULTANT
NAME: GHD
ADDRESS: Level 13/133 Castlereagh St, Sydney NSW 2000
TEL/FAX: 0437 884 678

FIRE ENGINEER
NAME: WARRINGTON FIRE
ADDRESS: Suite 802 Level 8/383 Kent St, Sydney NSW 2000
TEL/FAX: 8767 1900

CERTIFIER
NAME: SWP
ADDRESS: Level 17/456 Kent St, Sydney NSW 2000
TEL/FAX: 9283 6824

F&B CONSULTANT
NAME: MDA
ADDRESS: 54 Retreat St, Bridgeman Downs QLD 4035
TEL/FAX: 0418 732 138

FACADE ENGINEER
NAME: ACOR
ADDRESS: 1/33 Gadsbert St, St Leonards NSW 2065
TEL/FAX: 9439 5088

Client
ATC & RNSW

Project No.
218204.00

Project
WINX STAND
The Royal Randwick Racecourse

Drawing Title
JOINERY DETAILS BARS - SHEET11

Document Control Status:
S4.55 ISSUE

IF NOT DRAWING SHEET	Drawn: PDG
Co-ordinated: CT	Scale: As indicated @ B1
Project Architect: MD	Date: 02/01/21
Project Director: RL	Revision: B
Drawing Number: A-68-20	North: