

Hazardous Building Materials Assessment SYDES2 (Engineering Store) 297 King Street Mascot NSW 2020

Jones Lang LaSalle

February 2014



Real value in a changing world



Qantas Facility ID: SYDES2



Level 2, 115 Military Road

Neutral Bay NSW 2089

T: (02) 8968 2500

E: sydneyadmin@prensa.com.au

ABN: 12 142 106 581

Job No: 51241-004: Client No: J0013

Executive Summary

Introduction

Prensa Pty Ltd (Prensa) was engaged by Jones Lang LaSalle (JLL) on behalf of Qantas to conduct a hazardous building materials assessment (assessment) of building SYDES2 (Engineering Store) located at 297 King Street, Mascot NSW (the site). Aaron Holmes of Prensa conducted the assessment on the 9th January 2014 at the request of Billy Dash of JLL.

The objective of this assessment was to identify and assess the health risk posed by hazardous building materials which are considered accessible during normal occupation of the building.

Scope of Works

The scope of the assessment included the interior and exterior of building SYDES2 (Engineering Store) located at 297 King Street, Mascot NSW.

Specifically, Prensa included the following hazardous building materials in the scope of this assessment:

- Asbestos-containing materials (ACM);
- Synthetic mineral fibre (SMF) materials;
- Polychlorinated biphenyls (PCB) containing capacitors in electrical fittings;
- Lead-containing paint (LCP); and
- Ozone depleting substances (ODS).

Methodology

The assessment comprised a review of available information, interviews with available site personnel and a visual inspection of reasonably accessible areas. The assessment was conducted in accordance with the relevant state Health & Safety Regulations and Codes of Practice.

Asbestos Risk Profile

The following table gives a summary of the quantity of ACMs identified at the time of the assessment:

Site Name	Number of items, by Risk Rating		
	High	Medium	Low
SYDES2 (Engineering Store)	0	0	0
Totals	0	0	0

Findings

The following hazardous building materials were identified at the time of the assessment:

Property	Asbestos-containing Materials		Synthetic Mineral Fibre	Poly-chlorinated Biphenyls	Lead-containing Paint	Ozone Depleting Substances
	Bonded	Friable				
SYDES2 (Engineering Store)	-	-	✓	-	-	-

The following significant key findings are noted:

Asbestos-containing Materials

- No ACMs were identified or suspected during the assessment.

Synthetic Mineral Fibre Materials

- SMF in the form of sarking insulation was suspected to be present throughout the roof space.

Polychlorinated biphenyls-containing capacitors in electrical fittings

- No PCBs were identified or suspected during the assessment.

Lead-containing paint

- No LCP was identified or suspected during the assessment.

Ozone depleting substances

- No ODSs were identified or suspected during the assessment.

Recommendations

The following key recommendations are provided for the management of hazardous building materials:

- A destructive hazardous building material survey should be carried out prior to any demolition or refurbishment works.

A number of other recommendations were made in the body of this report which addresses the ongoing management of hazardous building materials at this site.

This executive summary must be read in conjunction with this entire report.

Statement of Limitations

This document has been prepared in response to specific instructions from JLL to whom the report has been addressed. The work has been undertaken with the usual care and thoroughness of the consulting profession. The work is based on generally accepted standards and practices of the time the work was undertaken. No other warranty, expressed or implied, is made as to the professional advice included in this report.

The report has been prepared for the use by JLL and the use of this report by other parties may lead to misinterpretation of the issues contained in this report. To avoid misuse of this report, Prensa advise that the report should only be relied upon by JLL and those parties expressly referred to in the introduction of the report. The report should not be separated or reproduced in part and Prensa should be retained to assist other professionals who may be affected by the issues addressed in this report to ensure the report is not misused in any way.

Unless otherwise stated in this report, the scope is limited to fixed and installed materials and excludes buried waste materials, contaminated dusts and soils.

Unless expressly stated it is not intended that this report be used for the purposes of tendering works. Where this is the intention of JLL, this intention needs to be communicated with Prensa and included in the scope of the Proposal.

Prensa is not a professional quantity surveyor (QS) organisation. Any areas, volumes, tonnages or any other quantities noted in this report are indicative estimates only. The services of a professional QS organisation should be engaged if quantities are to be relied upon.

Sampling Risks

It is noted that while the assessment has attempted to locate the asbestos-containing materials within the building(s), the investigation was limited to only a visual assessment and limited sampling program and/or the review and analysis of previous reports made available. Prensa notes that sampling is representative only and that due to the lack of homogeneity of building materials it is possible that sampling has not detected all asbestos within the nominated locations.

Given that a representative sampling program has been adopted, not all materials suspected of containing asbestos at the time of the investigation were sampled and assessed. It is noted that some asbestos materials may have been assumed to contain asbestos based on their similar appearance to previously sampled materials.

Therefore, it is possible that asbestos materials, which may be concealed within inaccessible areas/voids, may not have been located during the investigation. Such areas include, but are not limited to:

- Materials concealed behind structural members and within inaccessible building voids;
- Areas inaccessible without the aid of scaffolding or lifting devices;
- Areas below ground;
- Inaccessible ceiling or wall cavities;
- Areas which require substantial demolition to access;
- Areas beneath floor covering where asbestos-containing materials were not expected to exist;
- Materials contained within plant and not accessible without dismantling the plant; and
- Areas where access is restricted due to locked doors, safety risks, or being occupied at the time of the investigation.

Reliance on Information Provided by Others

Prensa notes that where information has been provided by other parties in order for the works to be undertaken, Prensa cannot guarantee the accuracy or completeness of this information. JLL therefore waives any claim against the company and agrees to indemnify Prensa for any loss, claim or liability arising from inaccuracies or omissions in information provided to Prensa by third parties. No indications were found during our investigations that information contained in this report, as provided to Prensa, is false.

Future Works

During future works at the site, care should be taken when entering or working in any previously inaccessible areas or areas mentioned above and it is imperative that works cease immediately pending further investigation and sampling (if necessary) if any unknown materials are encountered. Therefore, during any refurbishment or demolition works, further investigation, sampling and/or assessment may be required should any suspect or unknown material be observed in previously inaccessible areas or areas not fully inspected, i.e. carpeted floors.

Table of Contents

1	Introduction	1
2	Scope of Works	1
3	Site Description	1
4	Methodology.....	1
5	Findings	3
5.1	Document Review and Interviews	3
5.2	Analytical results	3
5.3	Assessment Findings	3
5.4	Areas Not Accessed.....	4
6	Management Options	4
7	Site Specific Recommendations.....	4
7.1	Asbestos-containing Materials (ACM)	4
7.2	Synthetic Mineral Fibre (SMF) Materials	5
7.3	Polychlorinated Biphenyls (PCB).....	5
7.4	Lead-containing Paint (LCP)	5
7.5	Ozone Depleting Substances (ODS)	5

Appendix A: Risk Assessment Factors and Priority Ratings

Appendix B: NATA Endorsed Laboratory Sample Analysis Report

Appendix C: Hazardous Building Materials Register

Appendix D: Photographs

Appendix E: Areas Not Accessed

Appendix F: Hazardous Materials Drawings

1 Introduction

Prensa Pty Ltd (Prensa) was engaged by Jones Lang LaSalle (JLL) on behalf of Qantas to conduct a hazardous building materials assessment (assessment) of building SYDES2 (Engineering Store) located at 297 King Street, Mascot NSW (the site). Aaron Holmes of Prensa conducted the assessment on the 9th January 2014 at the request of Billy Dash of JLL.

The objective of this assessment was to identify and assess the health risk posed by hazardous building materials which are considered accessible during normal occupation of the building.

2 Scope of Works

The scope of the assessment included the interior and exterior of building SYDES2 (Engineering Store) located at 297 King Street, Mascot NSW.

Specifically, Prensa included the following hazardous building materials in the scope of this assessment:

- Asbestos-containing materials (ACM);
- Synthetic mineral fibre (SMF) materials;
- Polychlorinated biphenyls (PCB) containing capacitors in electrical fittings;
- Lead-containing paint (LCP); and
- Ozone depleting substances (ODS).

The assessment was conducted during normal business hours and the site was occupied at the time of our assessment.

3 Site Description

The site consists of a single building. Details of the building contained within this site are provided in Table 1 below.

Table 1: Site Information			
Site:	SYDES2 (Engineering Store), 297 King Street, Mascot NSW 2020		
Age (Circa):	1980s	External walls:	Concrete
Approximate area:	800m ²	Internal walls:	Concrete
Levels:	1	Ceiling:	N/A
Roof type:	Metal	Floor and coverings:	Concrete

4 Methodology

The assessment comprised a review of relevant site information made available to Prensa, interviews with available site personnel and a visual inspection of accessible areas and destructive sampling techniques where necessary.

The methodology for assessing the hazardous building materials at the site is presented in the following sections.

Asbestos-containing Materials – This component of the assessment was carried out in accordance with the guidelines documented in the Codes of Practice or relevant state specific legislation. When safe to do so, building materials that were suspected of containing asbestos were sampled at the discretion of the Prensa consultant. Samples of suspected ACM were analysed in Prensa's laboratory, which is NATA accredited to conduct asbestos bulk sample analysis. The analysis was conducted using polarised light microscopy including dispersion staining techniques.

Where asbestos was found to exist, a risk assessment was conducted on each item and a priority rating applied. This was conducted in accordance with the protocols described in **Appendix A: Risk Assessment Factors and Priority Ratings**.

Synthetic Mineral Fibres – This component of the assessment was carried out in accordance with the guidelines documented in the *Code of Practice for the Safe Use of Synthetic Mineral Fibres* [NOHSC: 2006 (1990)]. This report broadly identifies SMF materials found to be present during the assessment and is based on a visual assessment.

Polychlorinated Biphenyls – Where safely accessible, specifications of capacitors incorporated in light fittings and ceiling fans were recorded and cross-referenced with the Australian and New Zealand Environment Conservation Council (ANZECC) *Identification of PCB-containing Capacitors information booklet* – 1997. Due to the danger of accessing electrical components, or for other reasons, such as height restrictions, some electrical fittings may not have been accessed. In these instances, comment is provided in the assessment report on the likelihood of PCB-containing materials being present. This determination is based upon the age and appearance of the electrical fittings.

Lead-containing Paint – Representative painted surfaces were tested in locations for the presence of lead using the qualitative *LeadCheck* paint swab method. This method can detect lead in paint at concentrations of 0.5% and above, and may indicate lead in some paint films as low as 0.2%. It is noted that Australian Standard (AS) 4361.2 – 1998 *Guide to lead paint management – Part 2: Residential and commercial buildings* defines lead paint as paint with a lead content greater than 1% by dry weight. In some circumstances, laboratory analysis may be recommended to quantitatively determine the content of lead in the paint.

The sampling program attempts to be representative of the various types of paints found at the site. However, particular attention is paid to areas where LCPs were more likely to have been used (e.g. exterior gloss paints, window and door architraves and skirting boards). The objective of LCP identification in this assessment is to highlight the presence of LCP within the site building(s), not to specifically identify every location of LCP.

Ozone Depleting Substances (ODS) – This component of the assessment comprised a visual inspection of air conditioning units and any chillers (if applicable) at the site and included a review of the air conditioners' refrigerant types.

Prensa will identify and compile recommendations for all identified ODS, and make recommendations for their management and removal.

Any units which have unknown refrigerants will be identified by Prensa and recommendations made for the client to follow up with a specialist contractor to investigate the refrigerant type.

5 Findings

5.1 Document Review and Interviews

As part of this assessment, Prensa requested copies of previous documentation pertaining to hazardous building materials at the site.

Jones Lang LaSalle made available to Prensa a previous survey report that had been carried out by Noel Arnold & Associates, dated April 2006. The survey report (*Asbestos Materials Survey SYDES2*), is understood to be the most recent survey report for this site. The report identified the following key suspected materials:

- Fibre cement sheeting to wall panels; and
- Electrical backing board in the south east corner.

5.2 Analytical results

5.2.1 Asbestos Bulk Sample Analysis

A total of two (2) samples suspected to contain asbestos were collected and submitted to Prensa's NATA accredited laboratory for analysis. The asbestos bulk sample analysis report is provided in **Appendix B: NATA Endorsed Laboratory Sample Analysis Report** of this assessment report. In summary, neither sample was reported to contain asbestos.

5.3 Assessment Findings

The findings of this assessment are presented in tabulated format in **Appendix C: Hazardous Building Materials Register** of this assessment report. Hazardous building materials that have been photographed are depicted in **Appendix D: Photographs** of this assessment report.

The following significant key findings are noted:

5.3.1 Asbestos-containing Materials

- No ACMs were identified or suspected during the assessment.

5.3.2 Synthetic Mineral Fibre Materials

- SMF in the form of sarking insulation was suspected to be present throughout the roof space.

5.3.3 Polychlorinated Biphenyls

- No PCBs were identified or suspected during the assessment.

5.3.4 Lead-containing Paint

- No LCP was identified or suspected during the assessment.

5.3.5 Ozone Depleting Substances

- No ODSs were identified or suspected during the assessment.

Refer to **Appendix C: Hazardous Building Materials Register** for the details of these findings.

5.4 Areas Not Accessed

Areas that are generally not accessed as part of Prensa's assessments are listed in **Appendix E: Areas Not Accessed**. Site-specific areas that were inaccessible during Prensa's assessments and were deemed likely to contain asbestos, are also listed in **Appendix E: Areas Not Accessed** and **Appendix C: Hazardous Building Materials Register**.

6 Management Options

As per state legislation, all materials suspected of containing asbestos or being a hazardous building material must be identified and recorded in a register. Furthermore, a risk assessment must be conducted of each hazardous building material and appropriate control measures implemented. The control measures have been determined based on reducing the risk of exposure, so far as is reasonably practicable. The control measures, which were determined by a competent person and/or hygienist, need to reflect the hierarchy of control outlined in specific state legislation and is as follows:

1. **Elimination/removal** (most preferred);
2. **Substitution**;
3. **Isolation**, such as erection of permanent enclosures encasing the material;
4. **Engineering** controls, such as negative air pressure enclosures for removal works, HEPA filtration systems;
5. **Administrative** controls – including the incorporation of registers and management plans, the use of signage, personnel training, safe work procedures, regular re-inspections and registers; and
6. The use of **Personal Protective Equipment** (PPE) (least preferred).

To manage the hazardous building materials, a combination of the above techniques may be required.

7 Site Specific Recommendations

Based on the findings of this assessment, it is recommended that the following control measures be adopted as part of the management of the hazardous building materials at the site. Recommendations for specific items of hazardous building materials are also presented in **Appendix C: Hazardous Building Materials Register** of this assessment report. More overarching detailed management recommendations for the site, which include incidences of potential exposure and emergency procedures to enact, are contained in the Hazardous Materials Management Plan (HMMP) for this site. This document is available for you review and is under the control of the Management Plan controller for this site.

7.1 Asbestos-containing Materials (ACM)

- A destructive hazardous building material survey should be carried out prior to any demolition or refurbishment works. Any hazardous building materials identified within this survey should be removed prior to the commencement of any works that may cause disturbance - as per AS 2601:2001 *The demolition of structures*.
- During demolition/refurbishment works, if any materials that are not referenced in this report and are suspected of containing asbestos are encountered, then works must cease and an asbestos hygienist should be notified to determine whether the material contains asbestos.

7.2 Synthetic Mineral Fibre (SMF) Materials

- SMF materials that are likely to be disturbed during any proposed demolition/refurbishment works should be handled in accordance with the *Code of Practice for the Safe Use of Synthetic Mineral Fibres* [NOHSC:2006(1990)].
- Please refer to the HMMP for this site for overarching recommendations for SMFs at this site.

7.3 Polychlorinated Biphenyls (PCB)

- No recommendations.

7.4 Lead-containing Paint (LCP)

- No recommendations.

7.5 Ozone Depleting Substances (ODS)

- No recommendations.

Appendix A: Risk Assessment Factors and Priority Ratings

Risk Assessment Factors

To assess the health risk posed by the presence of hazardous building materials, all relevant factors must be considered. These factors include:

- Product type;
- Condition;
- Disturbance potential;
- Friability of the material;
- Proximity to direct air stream; and
- Surface treatment (if any).

The purpose of the material risk assessment is to establish the relative risk posed by specific hazardous building materials identified in this assessment. The following risk factors are defined to assist in determining the relative health risk posed by each item.

Condition

The condition of the hazardous building materials identified during the assessment is reported as being **good**, **fair** or **poor**.

- **Good** refers to a material that is in sound condition with no or very minor damage or deterioration.
- **Fair** refers to a material that is generally in a sound condition, with some areas of damage or deterioration.
- **Poor** refers to a material that is extensively damaged or deteriorated.

Friability

The friability of a material describes the ease by which the material can be crumbled, which in turn, can increase the release of fibres into the air. Therefore, friability is only applicable to asbestos and SMF.

- **Friable asbestos** can be crumbled, pulverised, or reduced to powder by hand pressure, which makes it more dangerous than non-friable asbestos.
- **Non-friable asbestos**, more commonly known as bonded asbestos, is typically comprised of asbestos fibres tightly bound in a non-asbestos matrix. If accidentally damaged or broken these ACMs may release fibres initially but will not continue to do so.
- **Bonded SMF** describes a synthetic fibrous material which has a specific designed shape and exists within a stable manufactured product.
- **Un-bonded SMF** is a loosely packed synthetic fibrous material which has no adhesive or cementitious binding properties.

Disturbance Potential

Hazardous building materials can be classified as having low, medium or high disturbance potential.

- **Low disturbance potential** describes materials that have very little or no activity in the immediate area with the potential to disturb the material. Low accessibility is considered as monthly occupancy or less, or inaccessible due to its height or its enclosure.
- **Medium disturbance potential** describes materials that have moderate activity in the immediate area with the potential to disturb the material. Medium accessibility is considered weekly access or occupancy.
- **High disturbance potential** describes materials that have regular activity in the immediate area with the potential to disturb the material.

Health Risk Status

The risk factors described above are used to grade the potential health risk ranking posed by the presence of the materials. These risk rankings are described below:

- A **low health risk** describes a material that poses a negligible or low health risk to occupants of the area due to the materials not readily releasing fibres (or other toxic/hazardous constituents) unless seriously disturbed.
- A **medium health risk** describes a material that pose a moderate health risk due to the material status and activity in the area.
- A **high health risk** describes a material that pose a high health risk to personnel or the public in the area of the material.

ACM Priority Rating System for Control Recommendations

While an assessment of health risk has been made, our recommendations have been prioritised based on the practicability of a required remedial action. In determining a suitable priority ranking, consideration has been given to the following:

- Level of health risk posed by the hazardous building material;
- Potential commercial implications of the finding; and
- Ease of remediation.

As a guide the recommendation priorities have been given a timeframe as follows:

Priority 1 (P1):	Hazard with High Risk Potential – Requiring immediate action
<p>Status: Materials that are either damaged or are being exposed to continual disturbance. Due to these conditions there is an increased potential for exposure and/or transfer of the material to other parts of the property if unrestricted use of the area containing the material is allowed.</p> <p>Recommendation: If the asbestos-containing building material is in a poor/unstable condition and accessible with risk to health from exposure, immediate access restrictions to the immediate area should be applied, air monitoring should be considered and removal is recommended as soon as practicable using an appropriately licensed asbestos removalist.</p>	
Priority 2 (P2):	Hazard with Medium Risk Potential – May require action in the short term

Status: Asbestos-containing building material with a potential for disturbance due to the following conditions:

- Material has been disturbed or damaged and its current condition, while not posing an immediate risk, is unstable.
- The material is accessible and can, when disturbed, present a short-term exposure risk.
- The material could pose an exposure risk if workers are in close proximity.

Recommendation: If the asbestos-containing building material is easily accessible but in a stable condition, removal is preferred. However, if removal is not immediately practicable, short-term control measures (i.e. restrict access, sealing, enclosure etc) may be employed until removal can be facilitated as soon as is practical (3-6 months). Negligible health risk if material remains undisturbed under the control of an asbestos materials management plan.

Priority 3 (P3):

Hazard with Low Risk Potential – May require action in the medium term

Status: Asbestos-containing building materials with a low potential for disturbance due to the following conditions:

- The condition of any friable asbestos-containing building material is stable and has a low potential for disturbance i.e. is encased in metal cladding.
- The asbestos-containing building material is in a non-friable condition, however further disturbance or damage is unlikely other than during maintenance or service and does not present an exposure risk unless cut, drilled, sanded or otherwise abraded.

Recommendation: Minor health risks if the material is left undisturbed under the control of an asbestos-containing building materials management plan. Consider removal or encapsulation within 12 months of the damaged bonded asbestos-containing building materials being identified.

Priority 4 (P4):

Hazard with Negligible (very low) Risk Potential

Status: The asbestos-containing building material is in a non-friable form and in good condition. It is most unlikely that the material can be disturbed under normal circumstances. Even if it were subjected to minor disturbance the asbestos-containing building material poses a minor health risk.

Recommendation: These asbestos-containing building materials should be left in a good and stable condition, with ongoing maintenance and periodic inspection. It is advisable that any remaining identified asbestos-containing building materials or presumptions should be appropriately labelled, where possible, and regularly inspected to ensure they are not deteriorating resulting in a potential risk to health.

Appendix B: NATA Endorsed Laboratory Sample Analysis Report

17 January 2014

51241-004 BSA 090114.xlsm

Page 1

Billy Dash
Jones Lang LaSalle
SYDQCB-1, 10 Bourke Road
Mascot NSW 2020

Dear Billy ,

Asbestos Bulk Sample Analysis Report - SYDES2 297 King Street, Mascot NSW

Please find attached the asbestos bulk sample analysis results of the 2 samples collected by Aaron Holmes of Prensa Pty Ltd on 9 January 2014 from SYDES2 297 King Street, Mascot NSW and received at the Prensa Pty Ltd laboratory (L2, 16 Douglas St, Milton QLD 4064) on 10 January 2014. The samples were analysed on 13 January 2014 and the results are presented on the following page(s).

Prensa qualitatively analyses bulk samples for asbestos using polarising light microscopy and dispersion staining techniques in accordance with Prensa's National Association of Testing Authorities (NATA), Australia approved PRLAB2002 Asbestos Identification Test Method, and in accordance with Australian Standard (AS) 4964 – 2004, *Method for the qualitative identification of asbestos in bulk samples* and AS ISO/IEC 17025 – 2005, *General requirements for the competence of testing and calibration laboratories* .

This document is issued in accordance with NATA's accreditation requirements.

If you require further information please contact the Prensa office on (07) 3367 8944.

Regards,



Susan Simmonds
NATA Approved Identifier and Prensa Signatory



Asbestos Bulk Sample Analysis Report - SYDES2 297 King Street, Mascot NSW

Sample No	Sample Location / Description / Size	Result
51241 - 004 - 001	Interior, walls to exterior, windows - window mastic	No asbestos fibres detected
	Grey hardened mastic material	
	80 x 20 x 9 mm	
51241 - 004 - 002	Interior, floor, expansion joint - bituminous mastic	No asbestos fibres detected
	Black-brown bituminous, hardened mastic material	
	65 x 15 x 9 mm	

Only the samples submitted for analysis have been considered in presenting these results.



NATA accredited laboratory number 17366.
Corporate Site Number 21284.
Accredited for compliance with ISO/IEC 17025.
This report should not be reproduced except in full.

Appendix C: Hazardous Building Materials Register

Key to asbestos-containing materials priority risk rating:	
Priority 1 (P1):	High Priority – Requiring immediate action
Priority 2 (P2):	Medium Priority – May require action in the short term (3-6 months)
Priority 3 (P3):	Low Priority – May require action in the medium term (6-12 months)
Priority 4 (P4):	Very Low Priority – Requires ongoing management or longer term remedial action (12 months or greater)



Client: Jones Lang LaSalle - Qantas				Site Name: SYDES2 (Engineering Store)			Site Address: 279 King Street, Mascot NSW					Client No: J0013 Job No: 51241-004			
Area / Level	Room & Location	Feature	Item Description	Hazard Type	Sample No.	Sample Status	Friability	Disturb. Potential	Condition	Risk Status	Quantity	Recommendations & Comments	Control Priority	Reinspect date	Photo No.
Exterior	All sides	Infill panels	Wood	Asbestos	-	-	-	-	-	-	-	Previously suspected asbestos-containing fibre cement sheeting. Prensa has verified this feature as wooden material.	-	-	-
Ground level	Perimeter wall	Window frames	Mastic sealant	Asbestos	51241-004-001	Negative	-	-	-	-	-	-	-	-	1
Ground level	On ground	Expansion joint	Bituminous material	Asbestos	51241-004-002	Negative	-	-	-	-	-	-	-	-	2
Ground level	South east corner	Switchboard	Bituminous backing board	Asbestos	Not sampled: live electrics	Suspected Negative	-	-	-	-	-	Observed non suspected for asbestos	-	-	3
Ground level	Roof space	Throughout	Sarking insulation	SMF	-	Positive	Bonded	Low	Good	Low	~800m ²	Maintain in current condition if to remain in-situ. Remove under controlled SMF conditions as per Code of Practice for the Safe Use of Synthetic Mineral Fibres [NOHSC: 2006 (1990)].	-	-	4
Throughout	All areas	-	-	PCBs	-	-	-	-	-	-	-	No PCBs identified or suspected at the time of the assessment.			-
Exterior	Walls - east façade	Walls	Grey (light) - upper coloured paint system	Lead Paint - Swab	-	Negative	-	-	-	-	-	<1% lead content, not lead containing paint as described in AS 4361.2:1998 Guide to lead paint management	-	-	5
Exterior	Roller door, crash barrier (east façade) - corner crash panel	Infill panels	Yellow - upper coloured paint system	Lead Paint - Swab	-	Negative	-	-	-	-	-	<1% lead content, not lead containing paint as described in AS 4361.2:1998 Guide to lead paint management	-	-	6
Exterior	Exterior steel - north façade	Infill panels	Grey (light) - upper coloured paint system	Lead Paint - Swab	-	Negative	-	-	-	-	-	<1% lead content, not lead containing paint as described in AS 4361.2:1998 Guide to lead paint management	-	-	-
Ground level	Throughout	Window frames	White - upper coloured paint system	Lead Paint - Swab	-	Negative	-	-	-	-	-	<1% lead content, not lead containing paint as described in AS 4361.2:1998 Guide to lead paint management	-	-	7
Ground level	Main room	Structural steel	Green - upper coloured paint system	Lead Paint - Swab	-	Negative	-	-	-	-	-	<1% lead content, not lead containing paint as described in AS 4361.2:1998 Guide to lead paint management	-	-	8
Ground level	Interior - exit door	Door frame	White - upper coloured paint system	Lead Paint - Swab	-	Negative	-	-	-	-	-	<1% lead content, not lead containing paint as described in AS 4361.2:1998 Guide to lead paint management	-	-	-
Ground level	Interior - exit door	Door	White - upper coloured paint system	Lead Paint - Swab	-	Negative	-	-	-	-	-	<1% lead content, not lead containing paint as described in AS 4361.2:1998 Guide to lead paint management	-	-	-
Ground level	Main room - south west corner	Pipe	Green (light) - upper coloured paint system	Lead Paint - Swab	-	Negative	-	-	-	-	-	<1% lead content, not lead containing paint as described in AS 4361.2:1998 Guide to lead paint management	-	-	-



Area / Level	Room & Location	Feature	Item Description	Hazard Type	Sample No.	Sample Status	Friability	Disturb. Potential	Condition	Risk Status	Quantity	Recommendations & Comments	Control Priority	Reinspect date	Photo No.
Ground level	Throughout	-	-	Ozone Depleting Substances	-	-	-	-	-	-	-	No ODSs identified or suspected during the assessment.	-	-	-

Appendix D: Photographs




KEY			
	Confirmed or suspected ACM		
	Confirmed or suspected other hazardous material type (SMF; PCB & lead paint)		
	Confirmed or suspected non-ACM or other non-hazardous material		



Photo 1. Ground level, perimeter wall, window frames – non asbestos-containing mastic sealant



Photo 2. Ground level, on ground, expansion joint – non asbestos-containing mastic sealant



Photo 3. Ground level, south east corner, switchboard – suspected non asbestos-containing bituminous backing board



Photo 4. Ground level, throughout roof space – SMF sarking insulation




Photo 5. Exterior, walls, east façade, walls – non lead-containing light grey upper coloured paint system



Photo 6. Exterior, roller door, crash barrier (east façade), corner crash infill panel – non lead-containing yellow upper coloured paint system



Photo 7. Ground level, throughout, window frames – non lead-containing white upper coloured paint system




Photo 8. Ground level, main room, structural steel – non lead-containing green upper coloured paint system

Appendix E: Areas Not Accessed

Given the constraints of practicable access encountered during this assessment, the following areas were not inspected. Assessments are restricted to those areas that are reasonably accessible at the time of our assessment with respect to the following:

- Without contravention of relevant statutory requirements or codes of practice.
- Without placing the Prensa consultant and/or others at undue risk.
- Without demolition or damage to finishes and structure.
- Excluding plant and equipment that was 'in service' and operational.

Documented below are the areas where the Prensa consultant encountered access restrictions during the assessment:

Areas Not Accessed

Underneath the concrete slab of all building structures at the site.

Exposed soils surrounding the building structures of the site.

Energised services, gas, electrical, pressurised vessel and chemical lines.

Height restricted areas above 2.7m or any area deemed inaccessible without the use of specialised access equipment.

Within cavities that cannot be accessed by the means of a manhole or inspection hatch.

Within voids or internal areas of plant, equipment, air-conditioning ducts etc.

Within service shafts, ducts etc., concealed within the building structure.

Within those areas accessible only by dismantling equipment.

Within totally inaccessible areas such as voids and cavities present but intimately concealed within the building structure.

All areas outside the Scope of Work.


Note:

If proposed works entail possible disturbance of any suspect materials in the above locations, or any other location not mentioned in **Appendix C: Hazardous Building Materials Register**, further investigation may be required prior to the commencement of such works.

The presence of residual asbestos insulation on steel members, concrete surfaces, pipe work, equipment and adjacent areas remaining from prior removal works cannot normally be determined without extensive removal and damage to existing insulation, fixtures and fittings at the site. If, during any demolition/refurbishment works any materials that are not referenced in this report and are suspected of containing asbestos are encountered, works must cease and a hygienist should be notified to determine whether the material is hazardous.

Appendix F: Hazardous Materials Drawings

GROUND



Level 2, 115 Military Rd,
Neutral Bay NSW 2089
sydneyadmin@prensa.com.au

P: (02) 8968 2500
F: (02) 8968 2599
www.prensa.com.au

Client:

JONES LANG LASALLE - QANTAS

Project:

QANTAS HAZARDOUS BUILDING
MATERIALS ASSESSMENT

Address:


SYDES2
ENGINEERING STORE
279 KING STREET, MASCOT NSW

Drawing Title:

HAZARDOUS MATERIALS LOCATIONS

Job No.: 51241-004

Client No.: J0013



Legend:

SME:

Roof - Sarking Insulation

Note: All locations are approximate

Drawn by: SKB	Date: 11/02/2014	Checked by: GZM	Date: 11/02/2014
File name: 51241-004_Figure		Figure number: 1	Revision: A