



20.384 HDR

SUTHERLAND OPERATING THEATRES

STAGE DESIGN DEVELOPMENT
ISSUE H
DATE 16.09.2021

**BRANDING
ENVIRONMENTS
WAYFINDING**

© brandculture™

INTRODUCTION

This design development report builds on the principles established in the Sutherland Hospital Operating Theatre Upgrade, Schematic Design Report, Issue A, 31.07.2020. A key principle established in the report was:

“... the signage and wayfinding strategy for the new Operating Theatre upgrade at Sutherland Hospital will use the existing suite from the newly built, adjacent building ... amended as necessary to match the architectural resolution and new operational facilities, areas and usage.”

Limitations


- Directional sign types and locations will be subject to change between this report and the next stage issue. Specifically whether to use a sign affixed to the bulkhead above a door vs a suspended sign is affected by the positioning of emergency exit signage that was not finalised at the time of writing. Client review is also pending.
- While some existing signage on level 3 has been referenced in the development of this report it is outside of the scope of this project to review signage in existing hospital areas. The fact that the operating theatres have not moved may mean minimal or no updates are required but existing signage should be audited to ensure that this is the case.
- The scheduling of statutory signage is outside of the scope of works for this package. Locations are nominal and provided for visual coordination only.
- Locker specifications have not been finalised. Confirmation is required as to whether these will require locker numbers and if these will be available as a standard feature.
- Requirements for Push / Pull signage have not been confirmed. A nominal quantity has been included, but these are not shown on plans.

Client Confirmation

All sign locations, content and nomenclature are subject to client review and confirmation.

Drawing & Sign Numbering

Drawing numbers and sign numbering principles follow the same formats and principles as used in the original Emergency Department development. This decision was made to ensure consistent nomenclature in ordering and especially maintenance. As a result be aware that there are gaps in the numbering of sign types and drawings where signs not relevant to this scope of works has been removed. This is also the reason documentation has been issued as ‘ISSUE G’.



DRAWING REGISTER

DRAWING REGISTER

LOCATION PLAN TITLE	DRAWING NO.	SIGN TYPE	ISSUE	ISSUE FOR	DATE	NOTES
Level 2 General Signage	001	N/A	G	Design Development	22.01.2021	
Level 2 Wayfinding	002	N/A	G	Design Development	22.01.2021	
Level 3 Zone A General Signage	003	N/A	G	Design Development	22.01.2021	
Level 3 Zone B General Signage	004	N/A	G	Design Development	22.01.2021	
Level 3 Zone A Bed Numbers	005	N/A	G	Design Development	22.01.2021	
Level 3 Zone B Bed Numbers	006	N/A	G	Design Development	22.01.2021	
Level 3 Zone A Wayfinding	007	N/A	G	Design Development	22.01.2021	
Level 3 Zone B Wayfinding	008	N/A	G	Design Development	22.01.2021	
Level 4 General Signage	009	N/A	G	Design Development	22.01.2021	
Level 4 Wayfinding	010	N/A	G	Design Development	22.01.2021	
Lift Directory	112	IN01	G	Design Development	22.01.2021	
Lift Level Number	113.1	IN01B	G	Design Development	22.01.2021	
Clean / Dirty Lift Directory	113.2	IN01C	G	Design Development	22.01.2021	
Directional Suspended	114.1	IN02	G	Design Development	22.01.2021	
Directional Wall Mounted	114.2	IN02W	G	Design Development	22.01.2021	
Cantilevered ID Type 1	115	IN03.1	G	Design Development	22.01.2021	
Cantilevered ID Type 1	116	IN03.1	G	Design Development	22.01.2021	
Cantilevered ID Type 2	117	IN03.2	G	Design Development	22.01.2021	
Amenities ID (With Braille)	118	IN05	G	Design Development	22.01.2021	
Amenities ID (With Braille)	119	IN05	G	Design Development	22.01.2021	

DRAWING REGISTER

DRAWING TITLE	DRAWING NO.	SIGN TYPE	ISSUE	ISSUE FOR	DATE	NOTES
Room ID	120	IN05	G	Design Development	22.01.2021	
Room ID	121	IN05	G	Design Development	22.01.2021	
Room ID	122	IN05	G	Design Development	22.01.2021	
Room ID	123.1	IN05	G	Design Development	22.01.2021	
Room ID	123.2	IN05	G	Design Development	22.01.2021	
Staff Station ID	124	IN05B	G	Design Development	22.01.2021	
Large Number ID	125	IN07	G	Design Development	22.01.2021	
Reception ID	127	IN08	G	Design Development	22.01.2021	
Bed / Cabin Room ID - Wall Mount	128	IN09	G	Design Development	22.01.2021	
Bed Head ID	129	IN10.1	G	Design Development	22.01.2021	
Curtain Rail ID	130	IN10.2	G	Design Development	22.01.2021	
Deptment ID	134.1	IN13	G	Design Development	22.01.2021	
Deptment ID	134.2	IN13	G	Design Development	22.01.2021	
Statutory Signage	136	SD	G	Design Development	22.01.2021	Refer to architectural documentation for statutory schedules.
Statutory Signage	137	SD	G	Design Development	22.01.2021	Refer to architectural documentation for statutory schedules.
Exit tactile	138	EXTC	G	Design Development	22.01.2021	Refer to architectural documentation for statutory schedules.
Push Pull	139	P	G	Design Development	22.01.2021	
External Entry ID	140	EX51	G	Design Development	22.01.2021	
External Entry Notice	141	EX52	G	Design Development	22.01.2021	
Window ID	142	IN15	G	Design Development	22.01.2021	
Hospital Crest	143	EX04C	G	Design Development	22.01.2021	
Typography	201	-	G	Design Development	22.01.2021	
Arrows & Pictograms	202	-	G	Design Development	22.01.2021	
Messaging Schedule	1-9	-	A	Design Development	22.01.2021	

SIGN QUANTITIES

SIGN QUANTITIES

CLIENT: HDR
PROJECT: SUTHERLAND HOSPITAL OPERATING THEATRE UPGRADE
STAGE: DESIGN DEVELOPMENT
ADDRESS: THE KINGSWAY & KAREENA RD, CARINGBAH, NSW

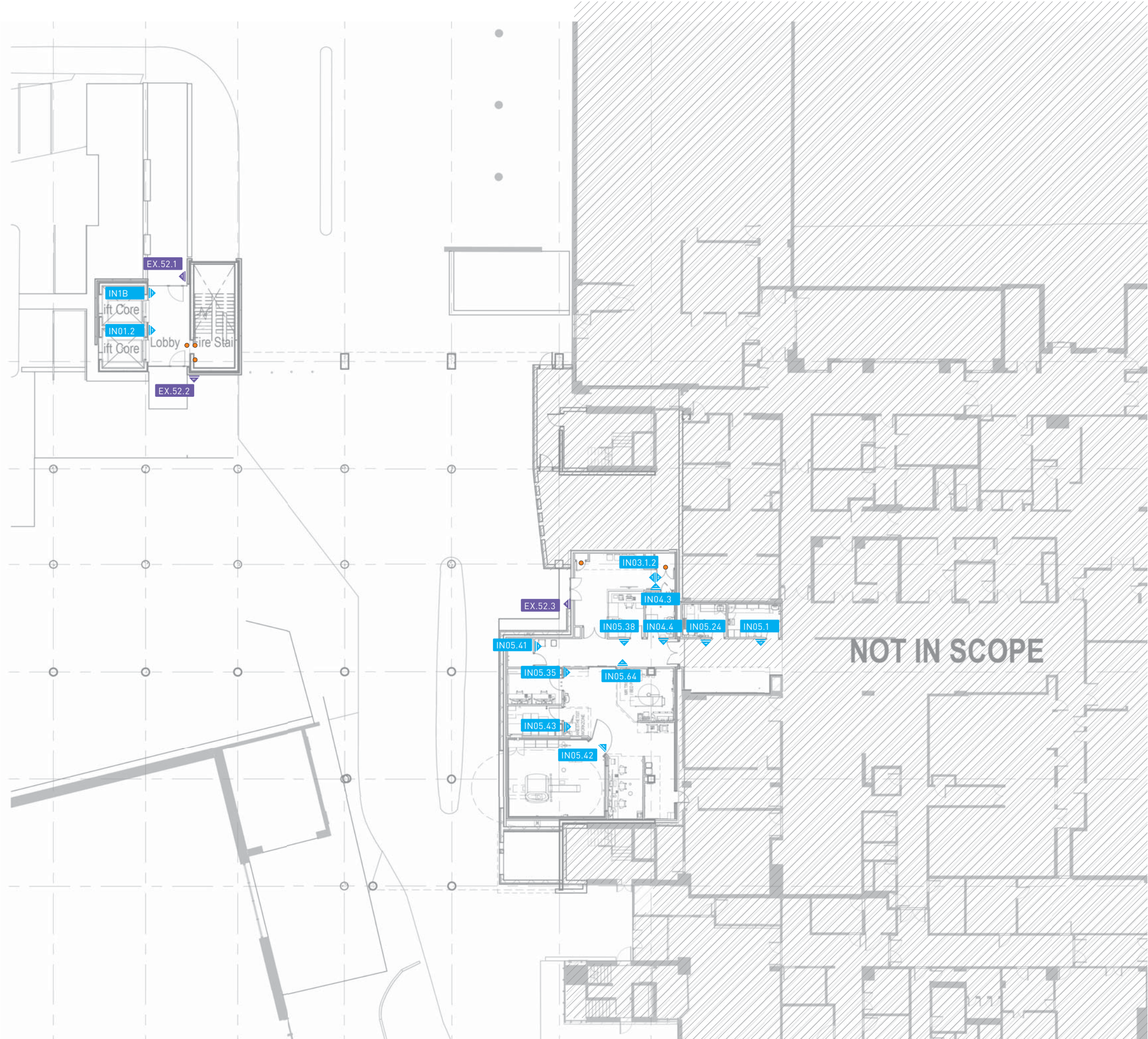
DATE: 27.11.2020
JOB NUMBER: 20.384
ISSUE: B
DESIGNER: JF


brandculture

QUANTITIES SCHEDULE - DESIGN DEVELOPMENT

SIGNTYPE NO.	SIGNTYPE	LOCATION	DRAWING NAME	QUANTITY / SQM	UNIT / SQM COST	TOTAL	NOTES
EXTERNAL							EX
EX.51	EXTERNAL ENTRY ID	Level 2	Refer to Location Plans & Intent Drawings	1	N/A		
EX.52	EXTERNAL ENTRY NOTICE	Level 2	Refer to Location Plans & Intent Drawings	3	N/A		
EX.04C	HOSPITAL CREST	Level 4	Refer to Intent Drawings	1	N/A		
INTERNAL							IN
IN.01	LIFT DIRECTORY	All Levels	Refer to Location Plans & Intent Drawings	3	N/A		
IN.01B	LIFT LEVEL NUMBER	All Levels	Refer to Location Plans & Intent Drawings	3	N/A		
IN.01C	CLEAN / DIRTY LIFT DIRECTORY	All Levels	Refer to Location Plans & Intent Drawings	4	N/A		
IN.02	DIRECTIONAL	All Levels	Refer to Location Plans & Intent Drawings	23	N/A		
IN.03	CANTILEVERED ID	All Levels	Refer to Location Plans & Intent Drawings	8	N/A		
IN.04	AMENITIES ID (WITH BRAILLE)	All Levels	Refer to Location Plans & Intent Drawings	29	N/A		
IN.05	ROOM ID	All Levels	Refer to Location Plans & Intent Drawings	134	N/A		
IN.05B	STAFF STATION ID	All Levels	Refer to Location Plans & Intent Drawings	9	N/A		
IN.07	LARGE NUMBER ID	All Levels	Refer to Location Plans & Intent Drawings	10	N/A		
IN.08	RECEPTION ID	All Levels	Refer to Location Plans & Intent Drawings	2	N/A		
IN.09	BED / CABIN ROOM ID - WALL MOUNT	All Levels	Refer to Location Plans & Intent Drawings	9	N/A		
IN.10.1	BED HEAD ID	All Levels	Refer to Location Plans & Intent Drawings	54	N/A		
IN.10.2	CURTAIN RAIL ID	All Levels	Refer to Location Plans & Intent Drawings	52	N/A		
IN.13	DEPARTMENT ID	All Levels	Refer to Location Plans & Intent Drawings	7	N/A		
IN0.15	WINDOW ID	Level 4	Refer to Location Plans & Intent Drawings	2	N/A		
P	PUSH PULL	All Levels	Refer to Location Plans & Intent Drawings	50	N/A		Provisional quantity nominated.
BRANDCULTURE © 2020 COPYRIGHT							
Statutory signage scheduled by HDR							
NOTE 1 STRIKE THROUGH indicates item has been removed from the schedule. RED COLOURED LETTERING indicates item has been changed. GREEN COLOURED LETTERING indicates item is new.			NOTE 2 Actual requirements are dependent on site visits and are to be agreed and quoted accordingly. All installation costs are dependent on a site visit at cost to the client. Surfaces may need to be prepared in accordance with installation requirements, this will be determined and costed (if necessary) at time of site visit. Prices do not include any electrical, building works or hire of specialist machinery. Images, re-touching, typeface usage and their associated costs will be determined in the design development and artwork phases.				

LOCATION PLANS



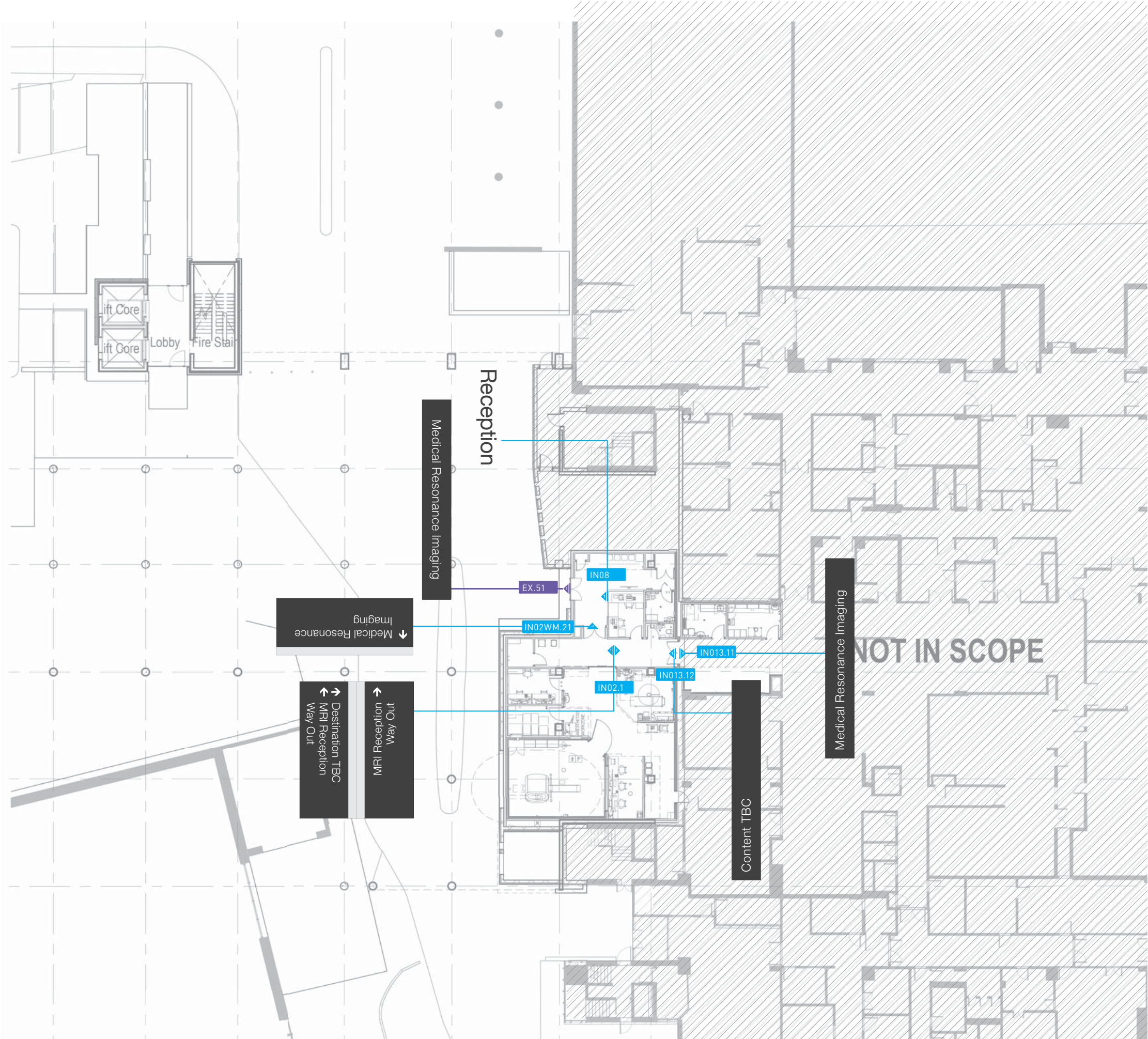
SIGNTYPE	DESCRIPTION
EX.51	External Entry ID
EX.52	External Entry Notice
IN01	Lift Directory
IN01B	Lift Level Number
IN01C	Clean / Dirty Lift Directory
IN02	Directional
IN03	Cantilevered ID
IN04	Amenities ID (with Braille)
IN05	Room ID
IN05B	Staff Station ID
IN07	Large Number ID
IN08	Reception ID
IN09	Bed / Cabin Room ID - Wall mount
IN10.1	Bed Head ID
IN10.2	Curtain Rail ID
IN13	Department ID
IN15	Window ID
	Statutory (Refer to HDR schedule)




NOTES:
All locations are indicative only and subject to change pending stakeholder feedback and architectural resolutions.

These are intent drawings only. Do not scale or reproduce from drawings. Any variations to specifications & drawings must be authorised prior to change by BrandCulture. They must not be used, reproduced or copied wholly or in part without the written permission of the owners. All dimensions are in mm unless otherwise noted.

ISSUE	FOR		DATE
G	DESIGN DEVELOPMENT		22.01.21
SIGN TYPE	SCALE	DRAWN	CHECKED
N/A	AS NOTED	JF	NB
DWG TITLE	Level 2 General Signage		
DWG NO.	001		
CLIENT	HDR		
PROJECT	Sutherland Hospitals Operating Theatres		



SIGNTYPE	DESCRIPTION
EX.51	External Entry ID
EX.52	External Entry Notice
IN01	Lift Directory
IN01B	Lift Level Number
IN01C	Clean / Dirty Lift Directory
IN02	Directional
IN03	Cantilevered ID
IN04	Amenities ID (with Braille)
IN05	Room ID
IN05B	Staff Station ID
IN07	Large Number ID
IN08	Reception ID
IN09	Bed / Cabin Room ID - Wall mount
IN10.1	Bed Head ID
IN10.2	Curtain Rail ID
IN13	Department ID
IN15	Window ID
	Statutory (Refer to HDR schedule)




NOTES:
All locations are indicative only and subject to change pending stakeholder feedback and architectural resolutions.

These are intent drawings only. Do not scale or reproduce from drawings. Any variations to specifications & drawings must be authorised prior to change by BrandCulture. They must not be used, reproduced or copied wholly or in part without the written permission of the owners. All dimensions are in mm unless otherwise noted.

ISSUE	FOR		DATE
G	DESIGN DEVELOPMENT		22.01.21
SIGN TYPE	SCALE	DRAWN	CHECKED
N/A	AS NOTED	JF	NB
DWG TITLE	Level 2 Wayfinding		
DWG NO.	002		
CLIENT	HDR		
PROJECT	Sutherland Hospitals Operating Theatres		



SIGNTYPE	DESCRIPTION
EX.51	External Entry ID
EX.52	External Entry Notice
IN01	Lift Directory
IN01B	Lift Level Number
IN01C	Clean / Dirty Lift Directory
IN02	Directional
IN03	Cantilevered ID
IN04	Amenities ID (with Braille)
IN05	Room ID
IN05B	Staff Station ID
IN07	Large Number ID
IN08	Reception ID
IN09	Bed / Cabin Room ID - Wall mount
IN10.1	Bed Head ID
IN10.2	Curtain Rail ID
IN13	Department ID
IN15	Window ID
	Statutory (Refer to HDR schedule)



NOTES:
All locations are indicative only and subject to change pending stakeholder feedback and architectural resolutions.

Operating Theatre numbers are indicative only.

These are intent drawings only. Do not scale or reproduce from drawings. Any variations to specifications & drawings must be authorised prior to change by BrandCulture. They must not be used, reproduced or copied wholly or in part without the written permission of the owners. All dimensions are in mm unless otherwise noted.

ISSUE	FOR		DATE
G	DESIGN DEVELOPMENT		22.01.21
SIGN TYPE	SCALE	DRAWN	CHECKED
N/A	AS NOTED	JF	NB

DWG TITLE Level 3 Zone 1 General Signage
DWG NO. 003


CLIENT HDR
PROJECT Sutherland Hospitals Operating Theatres

NOT IN SCOPE

REFER TO ZONE 1

Locker numbers?

Page &[Page] of &[Pages]

SIGNTYPE	DESCRIPTION
EX.51	External Entry ID
EX.52	External Entry Notice
IN01	Lift Directory
IN01B	Lift Level Number
IN01C	Clean / Dirty Lift Directory
IN02	Directional
IN03	Cantilevered ID
IN04	Amenities ID (with Braille)
IN05	Room ID
IN05B	Staff Station ID
IN07	Large Number ID
IN08	Reception ID
IN09	Bed / Cabin Room ID - Wall mount
IN10.1	Bed Head ID
IN10.2	Curtain Rail ID
IN13	Department ID
IN15	Window ID
	Statutory (Refer to HDR schedule)



NOTES:
All locations are indicative only and subject to change pending stakeholder feedback and architectural resolutions.

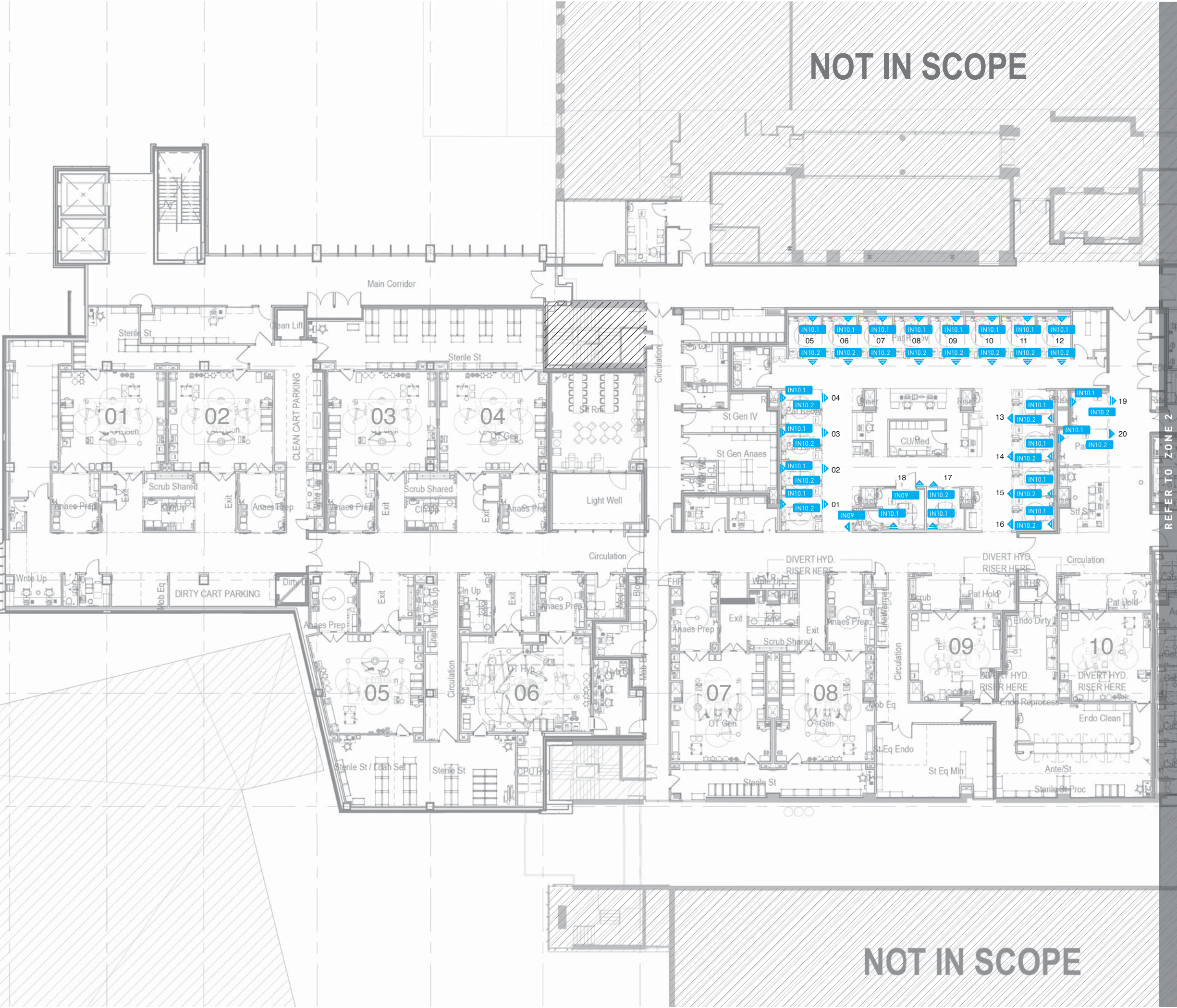
Workspace area under review: Allow for 8 x Room ID signs.


These are intent drawings only. Do not scale or reproduce from drawings. Any variations to specifications & drawings must be authorised prior to change by BrandCulture. They must not be used, reproduced or copied wholly or in part without the written permission of the owners. All dimensions are in millimetres unless otherwise noted.

These are intent drawings only. Do not scale or reproduce from drawings. Any variations to specifications & drawings must be authorised prior to change by BrandCulture. They must not be used, reproduced or copied wholly or in part without the written permission of the owners. All dimensions are in mm unless otherwise noted.

LOCATION: Sutherland Hospital
LEVEL: L3 (Zone 2) - OT

ISSUE	FOR		DATE
0	Section 10 Design Report		22.07.20
SIGNTYPE	SCALE	DRAWN	CHECKED
N/A	AS NOTED	JF	NB
DWG TITLE: Level 3 OT Operating Theatre Upgrade_L2			
DWG NO.: 004/A			
CLIENT: HDR			
PROJECT: Sutherland Hospital Operating Theatres			



SIGNTYPE	DESCRIPTION
EX.51	External Entry ID
EX.52	External Entry Notice
IN01	Lift Directory
IN01B	Lift Level Number
IN01C	Clean / Dirty Lift Directory
IN02	Directional
IN03	Cantilevered ID
IN04	Amenities ID (with Braille)
IN05	Room ID
IN05B	Staff Station ID
IN07	Large Number ID
IN08	Reception ID
IN09	Bed / Cabin Room ID - Wall mount
IN10.1	Bed Head ID
IN10.2	Curtain Rail ID
IN13	Department ID
IN15	Window ID
	Statutory (Refer to HDR schedule)



NOTES:
All locations are indicative only and subject to change pending stakeholder feedback and architectural resolutions.

Operating Theatre numbers are indicative only.

These are intent drawings only. Do not scale or reproduce from drawings. Any variations to specifications & drawings must be authorised prior to change by BrandCulture. They must not be used, reproduced or copied wholly or in part without the written permission of the owners. All dimensions are in mm unless otherwise noted.

ISSUE	FOR		DATE
G	DESIGN DEVELOPMENT		22.01.21
SIGN TYPE	SCALE	DRAWN	CHECKED
N/A	AS NOTED	JF	NB

DWG TITLE Level 3 Zone 1 Bed Numbers
DWG NO. 005


CLIENT HDR
PROJECT Sutherland Hospitals Operating Theatres

NOT IN SCOPE

REFER TO ZONE 1

Locker numbers?

Page &[Page] of &[Pages]

SIGNTYPE	DESCRIPTION
EX.51	External Entry ID
EX.52	External Entry Notice
IN01	Lift Directory
IN01B	Lift Level Number
IN01C	Clean / Dirty Lift Directory
IN02	Directional
IN03	Cantilevered ID
IN04	Amenities ID (with Braille)
IN05	Room ID
IN05B	Staff Station ID
IN07	Large Number ID
IN08	Reception ID
IN09	Bed / Cabin Room ID - Wall mount
IN10.1	Bed Head ID
IN10.2	Curtain Rail ID
IN13	Department ID
IN15	Window ID
	Statutory (Refer to HDR schedule)



NOTES:
All locations are indicative only and subject to change pending stakeholder feedback and architectural resolutions.

Workspace area under review: Allow for 8 x Room ID signs.

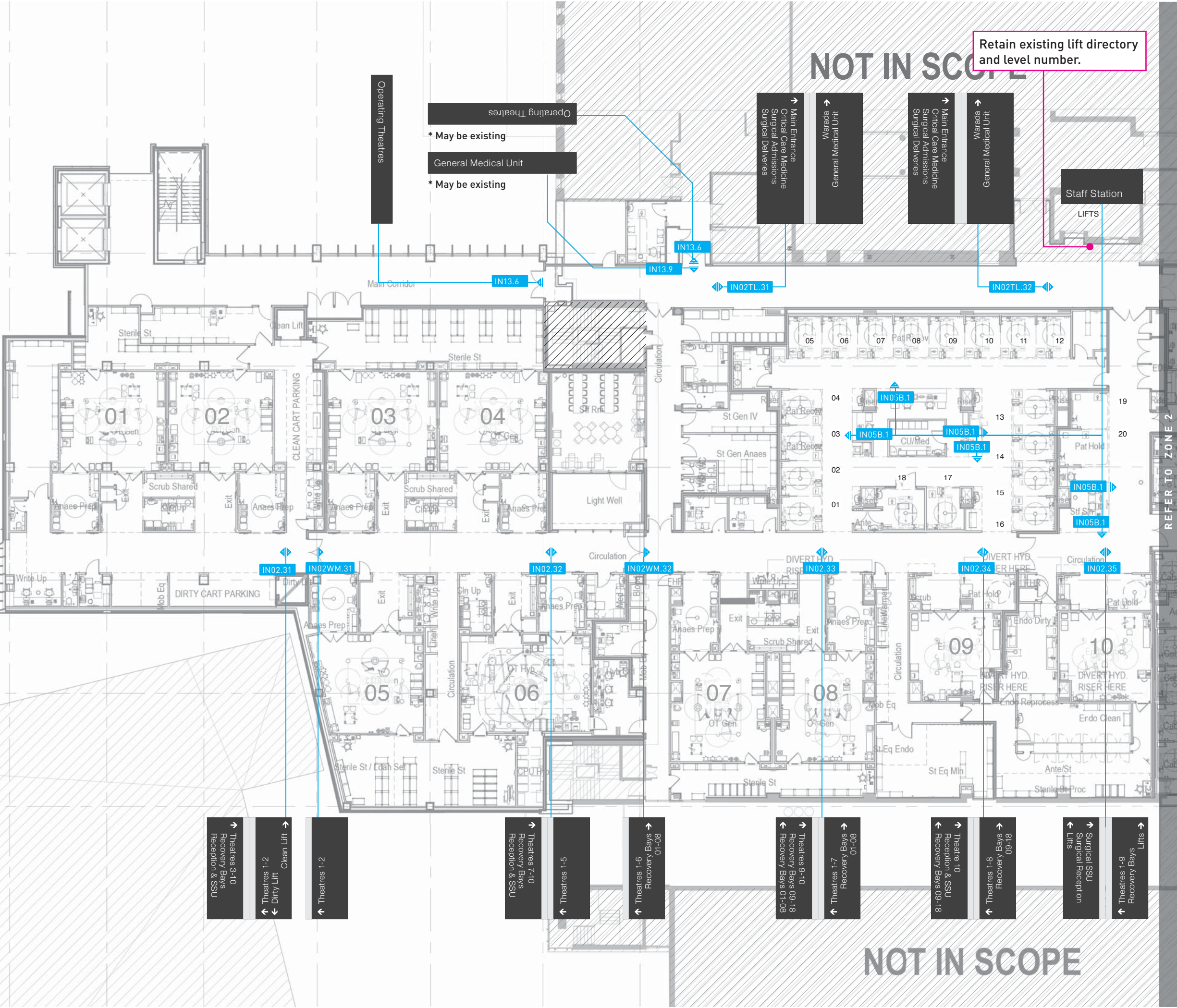
These are intent drawings only. Do not scale or reproduce from drawings. Any variations to specifications & drawings must be authorised prior to change by BrandCulture. They must not be used, reproduced or copied wholly or in part without the written permission of the owners. All dimensions are in millimetres unless otherwise noted.
These are intent drawings only. Do not scale or reproduce from drawings. Any variations to specifications & drawings must be authorised prior to change by BrandCulture. They must not be used, reproduced or copied wholly or in part without the written permission of the owners. All dimensions are in mm unless otherwise noted.

ISSUE	FOR	DATE
0	Brand Culture Design Report	22.07.20

SIGNTYPE	SCALE	DRAWN	CHECKED
N/A	N/A NOTED	JF	NB

DWG TITLE: Level 3 and 4 Operating Theatres Upgrade_L2
DWG NO.: 006/A

CLIENT: HDR
PROJECT: Sutherland Hospital Operating Theatres



SIGNTYPE	DESCRIPTION
EX.51	External Entry ID
EX.52	External Entry Notice
IN01	Lift Directory
IN01B	Lift Level Number
IN01C	Clean / Dirty Lift Directory
IN02	Directional
IN03	Cantilevered ID
IN04	Amenities ID (with Braille)
IN05	Room ID
IN05B	Staff Station ID
IN07	Large Number ID
IN08	Reception ID
IN09	Bed / Cabin Room ID - Wall mount
IN10.1	Bed Head ID
IN10.2	Curtain Rail ID
IN13	Department ID
IN15	Window ID
	Statutory (Refer to HDR schedule)



NOTES:
All locations are indicative only and subject to change pending stakeholder feedback and architectural resolutions.

Operating Theatre numbers are indicative only.

These are intent drawings only. Do not scale or reproduce from drawings. Any variations to specifications & drawings must be authorised prior to change by BrandCulture. They must not be used, reproduced or copied wholly or in part without the written permission of the owners. All dimensions are in mm unless otherwise noted.

ISSUE	FOR		DATE
G	DESIGN DEVELOPMENT		22.01.21
SIGN TYPE	SCALE	DRAWN	CHECKED
N/A	AS NOTED	JF	NB

DWG TITLE Level 3 Zone 1 Wayfinding
DWG NO. 007


CLIENT HDR
PROJECT Sutherland Hospitals Operating Theatres

NOT IN SCOPE

REFER TO ZONE 1

Locker numbers?

Page &[Page] of &[Pages]

SIGNTYPE	DESCRIPTION
EX.51	External Entry ID
EX.52	External Entry Notice
IN01	Lift Directory
IN01B	Lift Level Number
IN01C	Clean / Dirty Lift Directory
IN02	Directional
IN03	Cantilevered ID
IN04	Amenities ID (with Braille)
IN05	Room ID
IN05B	Staff Station ID
IN07	Large Number ID
IN08	Reception ID
IN09	Bed / Cabin Room ID - Wall mount
IN10.1	Bed Head ID
IN10.2	Curtain Rail ID
IN13	Department ID
IN15	Window ID
	Statutory (Refer to HDR schedule)



NOTES:
All locations are indicative only and subject to change pending stakeholder feedback and architectural resolutions.

Workspace area under review: Allow for 8 x Room ID signs.

These are intent drawings only. Do not scale or reproduce from drawings. Any variations to specifications & drawings must be authorised prior to change by BrandCulture. They must not be used, reproduced or copied wholly or in part without the written permission of the owners. All dimensions are in millimetres unless otherwise noted.

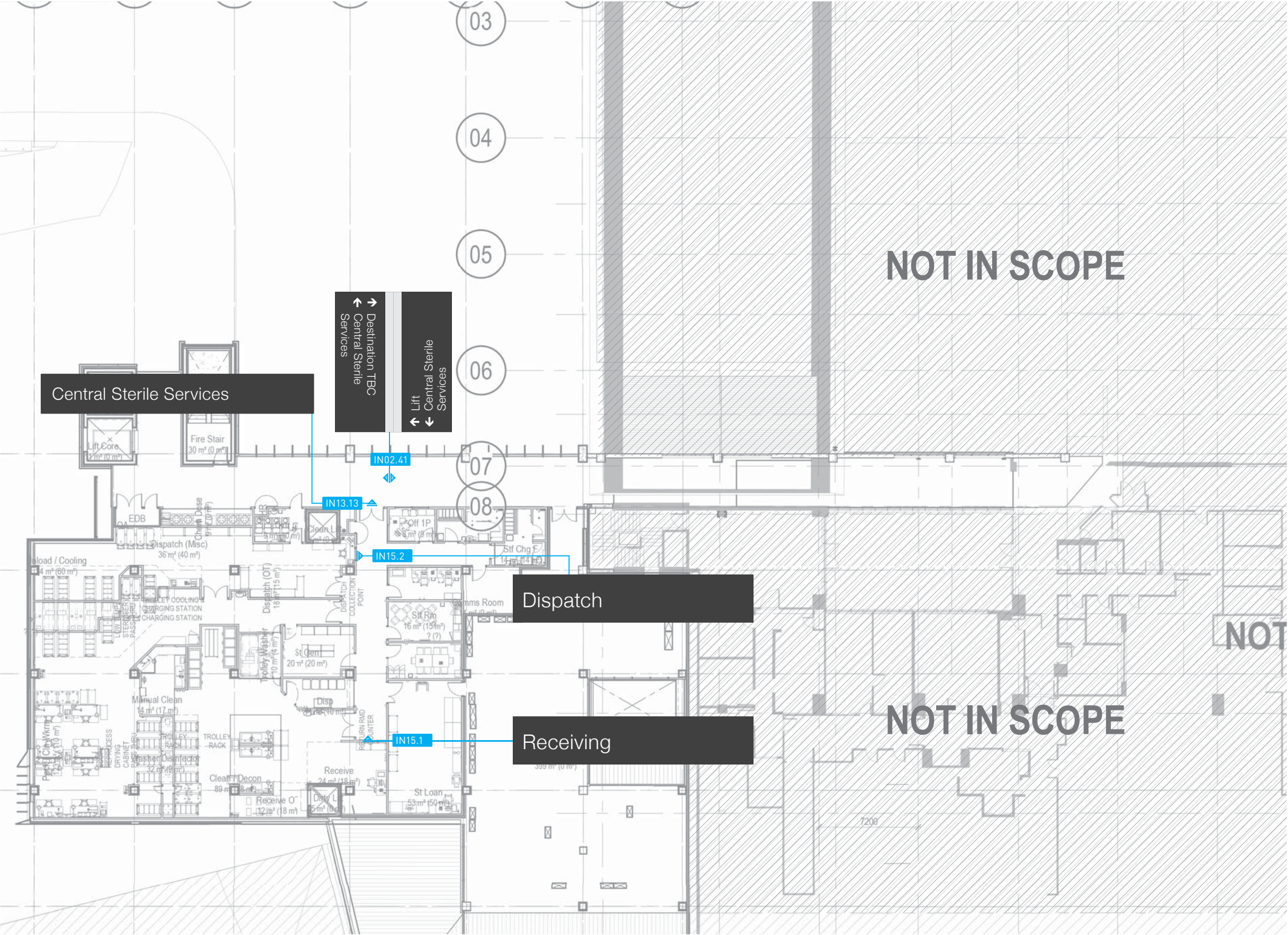
These are intent drawings only. Do not scale or reproduce from drawings. Any variations to specifications & drawings must be authorised prior to change by BrandCulture. They must not be used, reproduced or copied wholly or in part without the written permission of the owners. All dimensions are in mm unless otherwise noted.


LOCATION: Sutherland Hospital
LEVEL: L3 (Zone 2) - OT

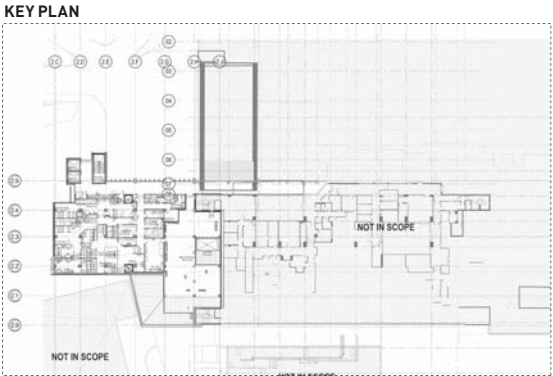
ISSUE	FOR		DATE
0	Brand Culture Design Report		22.07.20
SIGNTYPE	SCALE	DRAWN	CHECKED
N/A	N/A NOTED	JF	NB

DWG TITLE: Level 3 OT Operating Theatre Upgrade_L2
DWG NO.: 008/A

CLIENT: HDR
PROJECT: Sutherland Hospital Operating Theatres



SIGNTYPE	DESCRIPTION
EX.04C	Hospital Crest
EX.51	External Entry ID
EX.52	External Entry Notice
IN01	Lift Directory
IN01B	Lift Level Number
IN01C	Clean / Dirty Lift Directory
IN02	Directional
IN03	Cantilevered ID
IN04	Amenities ID (with Braille)
IN05	Room ID
IN05B	Staff Station ID
IN07	Large Number ID
IN08	Reception ID
IN09	Bed / Cabin Room ID - Wall mount
IN10.1	Bed Head ID
IN10.2	Curtain Rail ID
IN13	Department ID
IN15	Window ID
	Statutory (Refer to HDR schedule)



NOTES:
All locations are indicative only and subject to change pending stakeholder feedback and architectural resolutions.

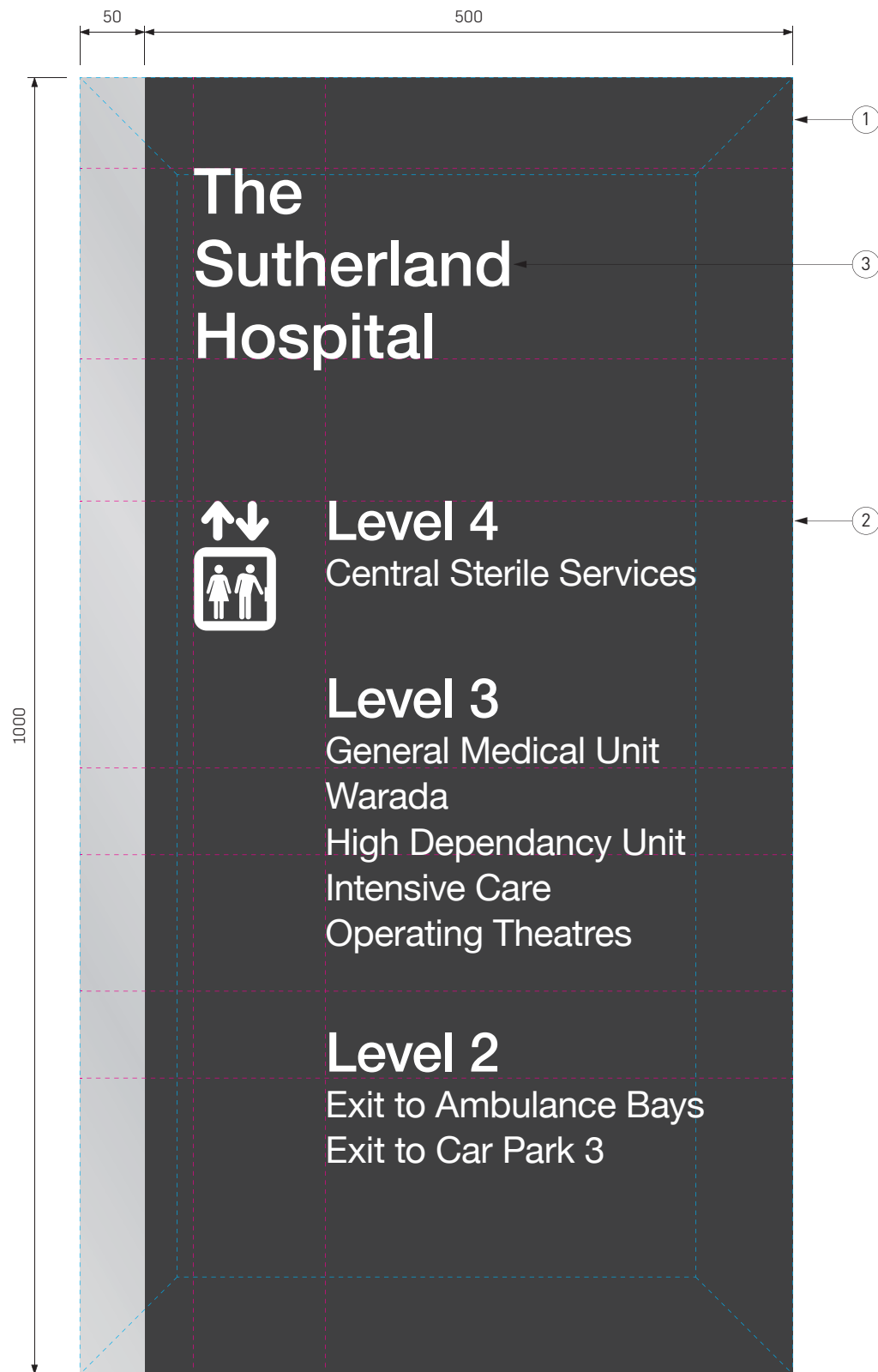
These are intent drawings only. Do not scale or reproduce from drawings. Any variations to specifications & drawings must be authorised prior to change by BrandCulture. They must not be used, reproduced or copied wholly or in part without the written permission of the owners. All dimensions are in mm unless otherwise noted.

ISSUE	FOR		DATE
G	DESIGN DEVELOPMENT		22.01.21
SIGN TYPE	SCALE	DRAWN	CHECKED
N/A	AS NOTED	JF	NB

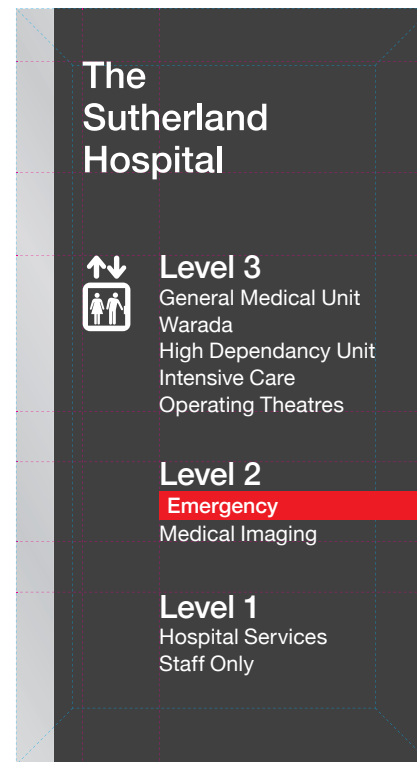
DWG TITLE	Level 4 Wayfinding
DWG NO.	010

CLIENT	HDR
PROJECT	Sutherland Hospitals Operating Theatres

INTENT DRAWINGS



01 FRONT ELEVATION IN01.2
SCALE 1:5



IN01



02 FRONT ELEVATION
SCALE 1:20

IN01

- CONSTRUCTION DETAILS**
- 1 Sign panel to be 550(w) x 1000(h) x 3(d)mm. 3mm thick aluminium wall panel. Mechanically mount sign panel to 75x50x25mm RHS anodised aluminium frame 500(w) x 1000(h) x 25(d)mm-panel to be free of distortion when applied to frame to wall. No visible fixings.
 - 2 Applied front vinyl graphics.
 - 3 3mm thick opal acrylic lasercut letters. Sprayed 2 pack matt white. Adhered to panel using 3M VHB tape.

COLOUR
Panel = to match Dibond Traffic Black RAL9017.
Graphics = Avery White 900, Avery Signal Red 925
Paint = Dulux Vivid White PN2E1 (matt)

FONT
Helvetica Neue Medium.
XHeight = 45mm.

PROTECTIVE COATING
All elements sprayed with clear anti-graffiti UV topcoat, satin finish (10% gloss level).

ENGINEERING
All structural members, fixings and/or footings to be engineered and certified by the contractors engineer.

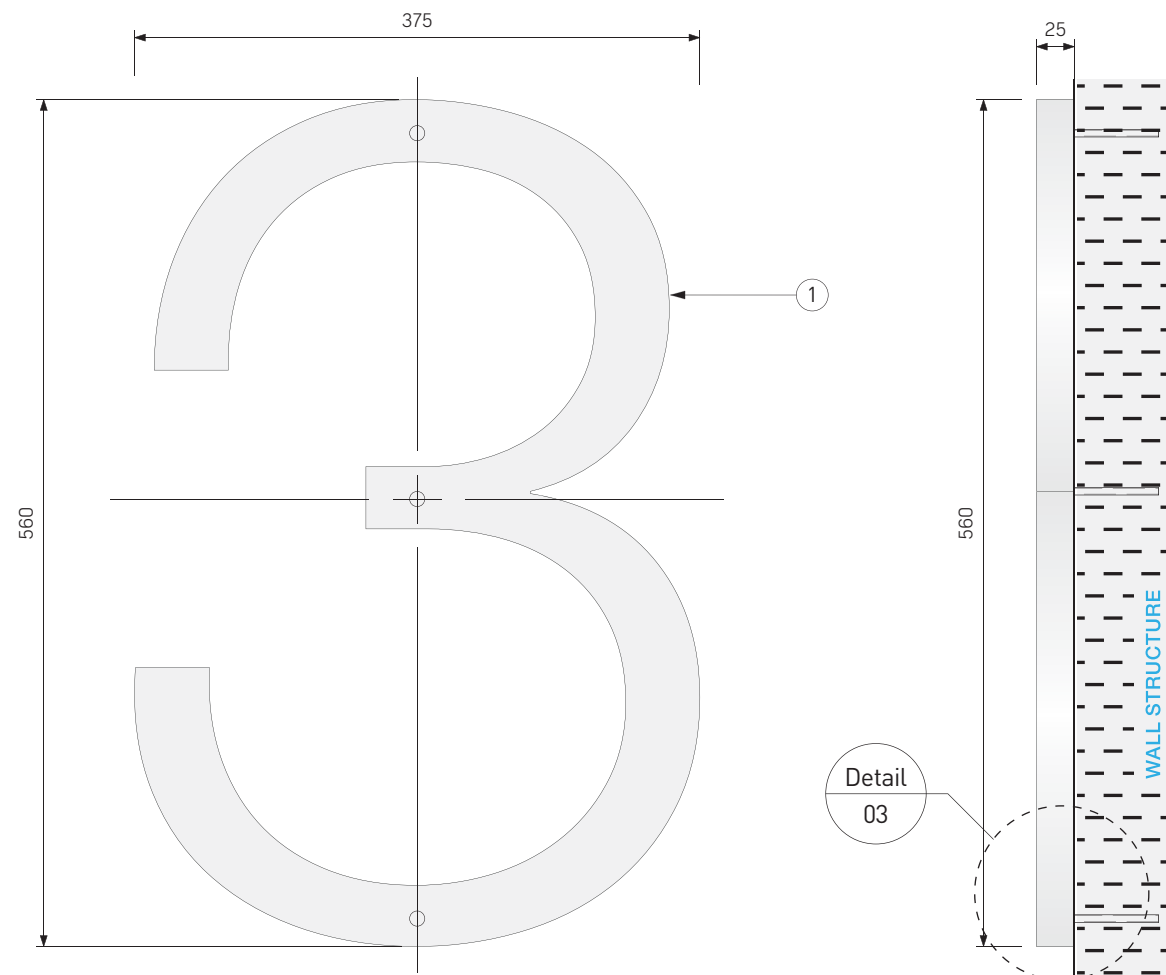
These are intent drawings only. Do not scale or reproduce from drawings. Any variations to specifications & drawings must be authorised prior to change by BrandCulture. They must not be used, reproduced or copied wholly or in part without the written permission of the owners. All dimensions are in mm unless otherwise noted.

ISSUE	FOR		DATE
G	DESIGN DEVELOPMENT		22.01.21
SIGN TYPE	SCALE	DRAWN	CHECKED
IN01	AS NOTED	JF	NB

DWG TITLE Lift Directory
DWG NO. 112

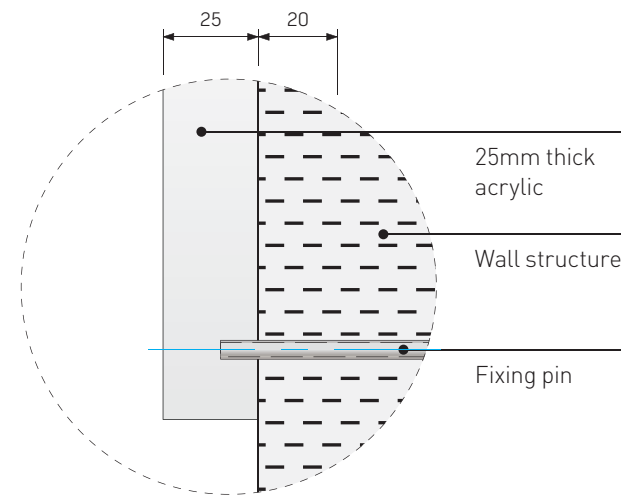
CLIENT HDR
PROJECT Sutherland Hospitals Operating Theatres

© brandculture™



01 FRONT ELEVATION
SCALE 1:5

02 SIDE ELEVATION
SCALE 1:5



03 SECTION DETAIL A-A
SCALE 1:2



04 FRONT ELEVATION
SCALE 1:20

IN01B

- CONSTRUCTION DETAILS**
- 1 Sign panel to be 375(w) x 560(h) x 25(d)mm. Precision lasercut 25mm thick opal acrylic numbers (polished edges). Sprayed 2 pack matt white. All visible edges to be dressed. Mechanically mount sign panel to wall. No visible fixings.

- 2 Number to be pin fixed flush to wall using 316 grade SS fixtures. All concealed fixings. Smooth and dress edges.

COLOUR
Number = Dulux Vivid White PN2E1 (matt).

FONT
Helvetica Neue Light.
XHeight = 560mm.

PROTECTIVE COATING
All elements sprayed with clear anti-graffiti UV topcoat, satin finish (10% gloss level).

ENGINEERING
All structural members, fixings and/or footings to be engineered and certified by the contractors engineer.

These are intent drawings only. Do not scale or reproduce from drawings. Any variations to specifications & drawings must be authorised prior to change by BrandCulture. They must not be used, reproduced or copied wholly or in part without the written permission of the owners. All dimensions are in mm unless otherwise noted.

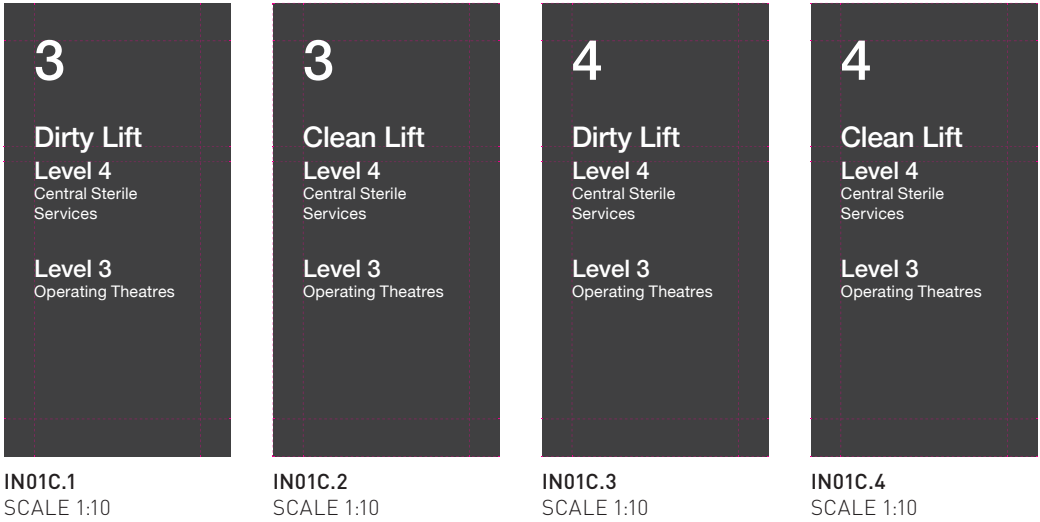
ISSUE	FOR	DATE
G	DESIGN DEVELOPMENT	22.01.21

SIGN TYPE	SCALE	DRAWN	CHECKED
IN01B	AS NOTED	JF	NB

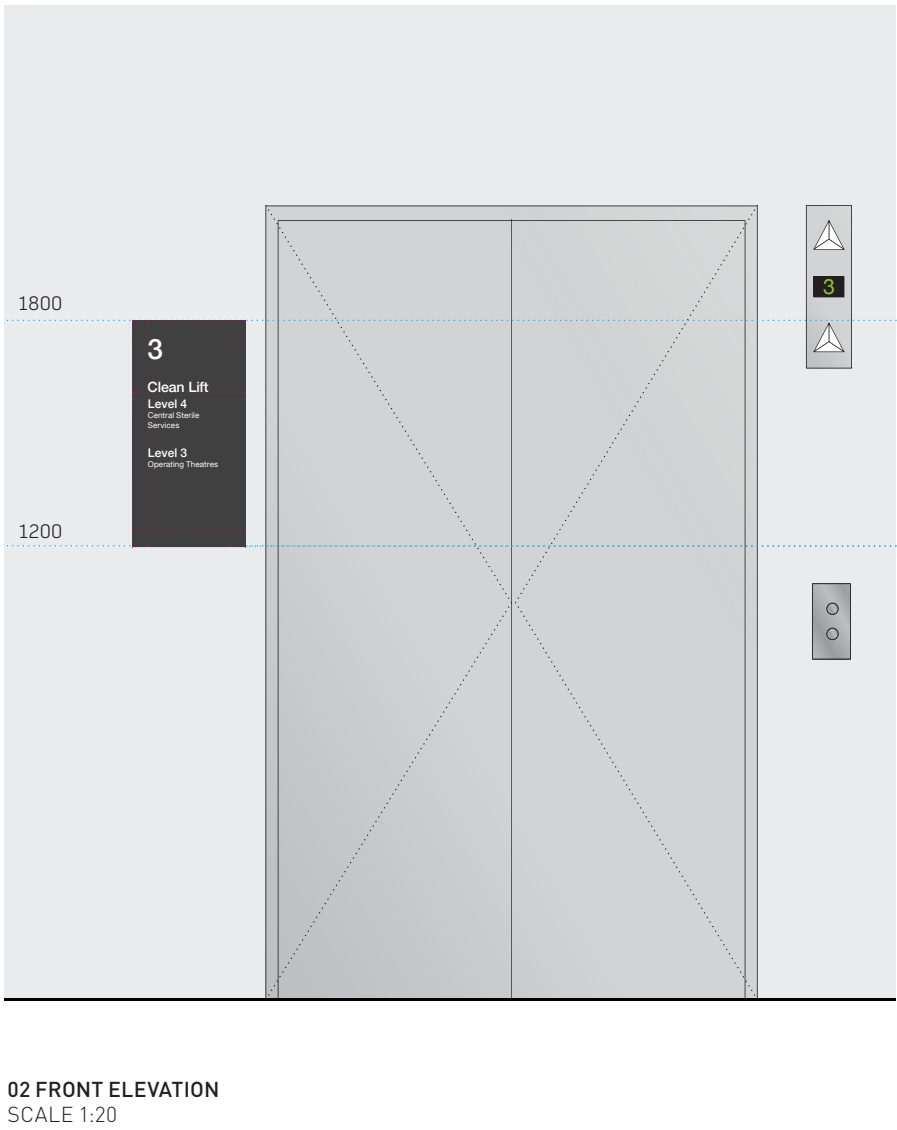
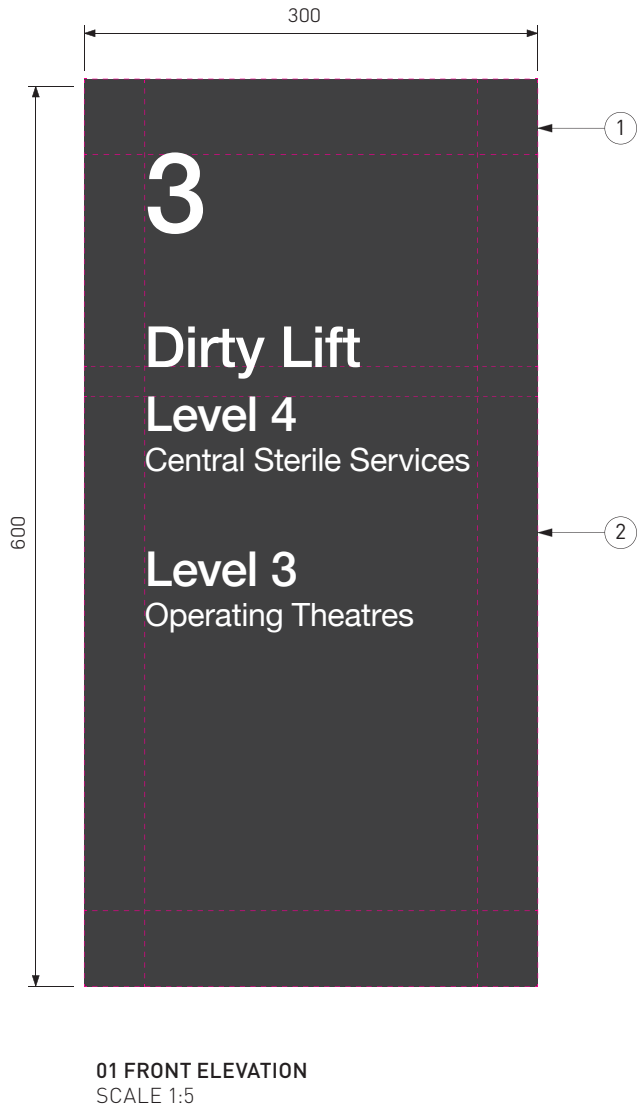
DWG TITLE Lift Level Number
DWG NO. 113.1

CLIENT HDR
PROJECT Sutherland Hospitals Operating Theatres

© brandculture™

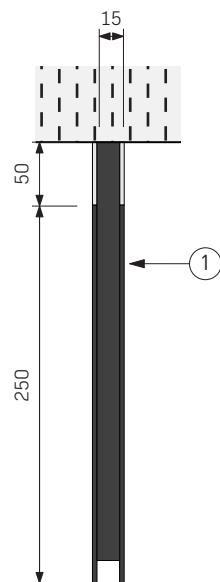


- CONSTRUCTION DETAILS**
- 1 Sign panel to be 550(w) x 1000(h) x 3(d)mm. 3mm thick aluminium wall panel.
 - 2 Applied front vinyl graphics.
- COLOUR**
Panel = to match Dibond Traffic Black RAL9017.
Graphics = Avery White 900, Avery Signal Red 925
- FONT**
Helvetica Neue Medium.
XHeight = 45mm.
- PROTECTIVE COATING**
All elements sprayed with clear anti-graffiti UV topcoat, satin finish (10% gloss level).
- ENGINEERING**
All structural members, fixings and/or footings to be engineered and certified by the contractors engineer.

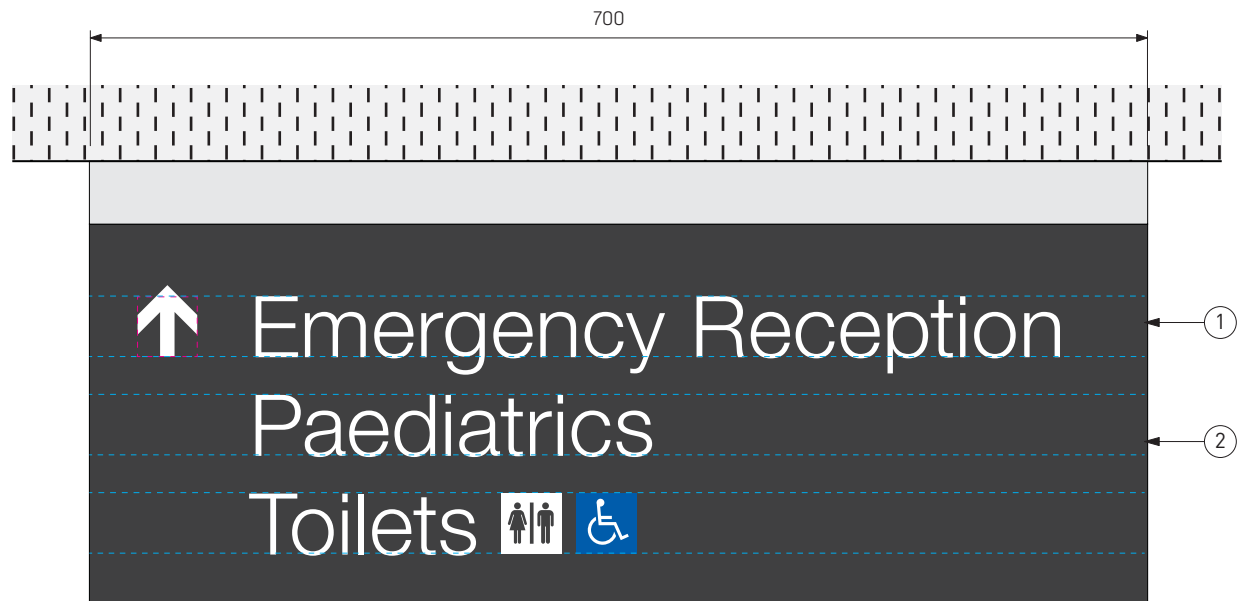


These are intent drawings only. Do not scale or reproduce from drawings. Any variations to specifications & drawings must be authorised prior to change by BrandCulture. They must not be used, reproduced or copied wholly or in part without the written permission of the owners. All dimensions are in mm unless otherwise noted.


ISSUE	FOR		DATE
G	DESIGN DEVELOPMENT		22.01.21
SIGN TYPE	SCALE	DRAWN	CHECKED
IN01C	AS NOTED	JF	NB
DWG TITLE Clean / Dirty Lift Directory			
DWG NO. 113.2			
CLIENT	HDR		
PROJECT	Sutherland Hospitals Operating Theatres		



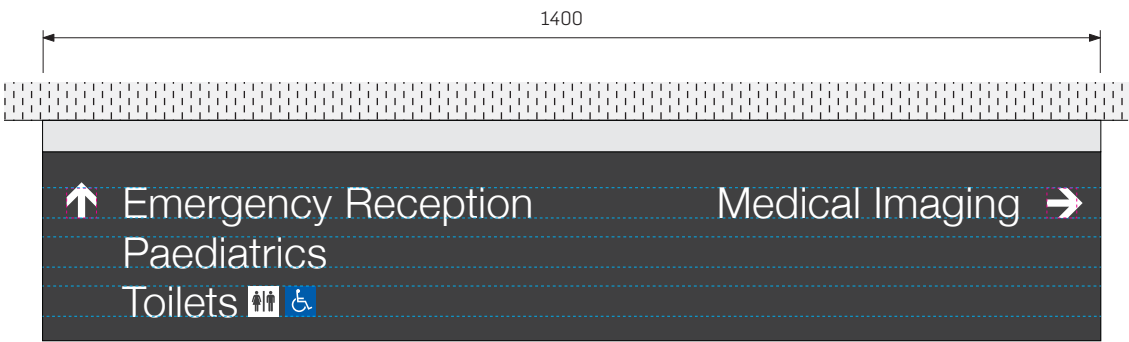
02 SIDE ELEVATION
SCALE 1:5



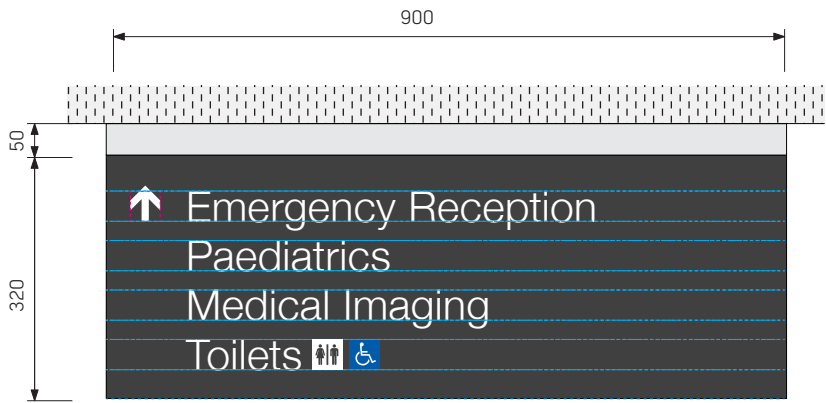
01 FRONT ELEVATION
SCALE 1:5



03 FRONT ELEVATION
SCALE 1:20



04 FRONT ELEVATION - DOUBLE WIDTH (IN02DW)
(ONLY WHEN SPECIFIED)
SCALE 1:10



05 FRONT ELEVATION - TALL (IN02TL)
(ONLY WHEN SPECIFIED)
SCALE 1:10

CONSTRUCTION DETAILS

- 1 Suspended Sign panels to be: 700(w) x 300(h) x 19(d)mm. 2mm thick aluminium panels. Mechanically mount sign panels to 15x15x25mm SHS aluminium frame 670(w) x 285(h) x 15(d)mm-panel to be free of distortion when applied to wall. No visible fixings.
- 2 Applied front & rear vinyl graphics.

COLOUR

Panels =Natural Anodised Aluminium.
Panels = to match Dibond Traffic Black RAL9017.
Graphics = Avery White 900, Avery Signal Red 925, Avery Supercast 'Vivid Blue 934' or Pantone 2945.

FONT

Helvetica Neue light.
X-Height = 40mm.

ENGINEERING

All structural members, fixings and/or footings to be engineered and certified by the contractors engineer.

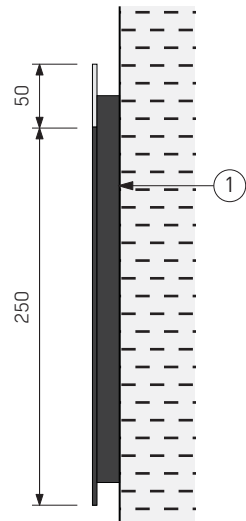
These are intent drawings only. Do not scale or reproduce from drawings. Any variations to specifications & drawings must be authorised prior to change by BrandCulture. They must not be used, reproduced or copied wholly or in part without the written permission of the owners. All dimensions are in mm unless otherwise noted.

ISSUE	FOR	DATE
G	DESIGN DEVELOPMENT	22.01.21

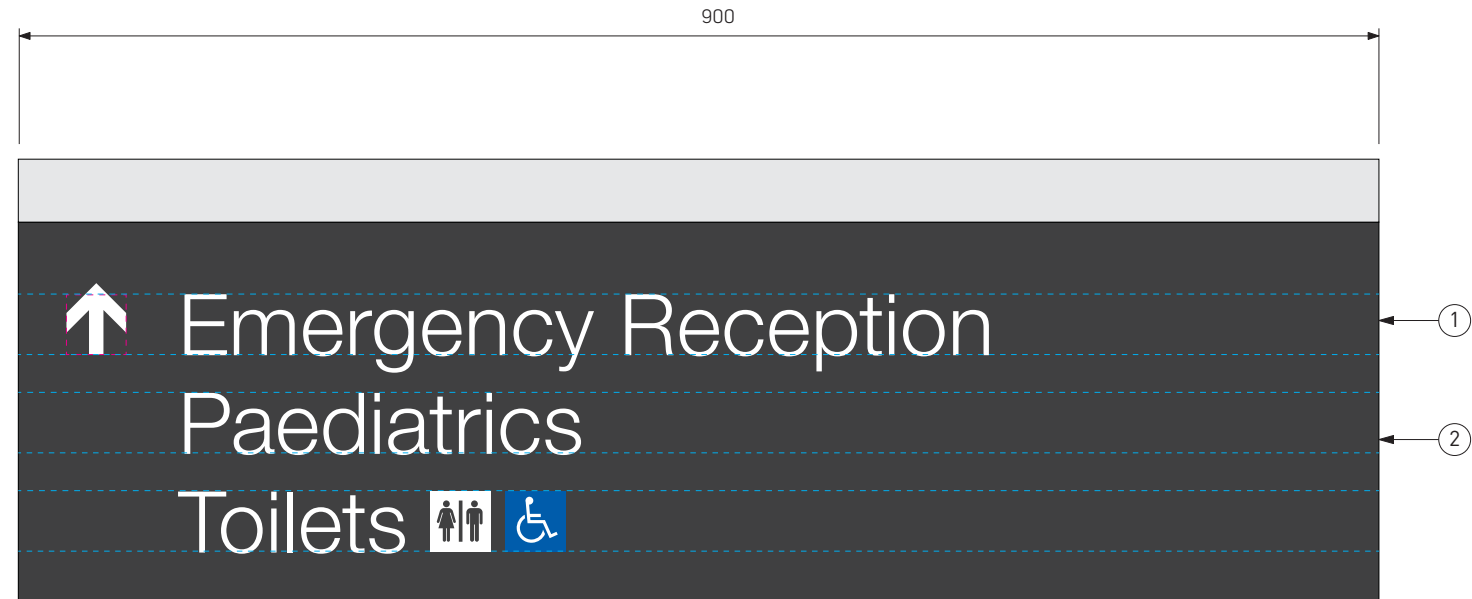
SIGN TYPE	SCALE	DRAWN	CHECKED
IN02	AS NOTED	JF	NB

DWG TITLE	Directional Suspended
DWG NO.	114.1

CLIENT	HDR
PROJECT	Sutherland Hospitals Operating Theatres




02 SIDE ELEVATION
SCALE 1:5



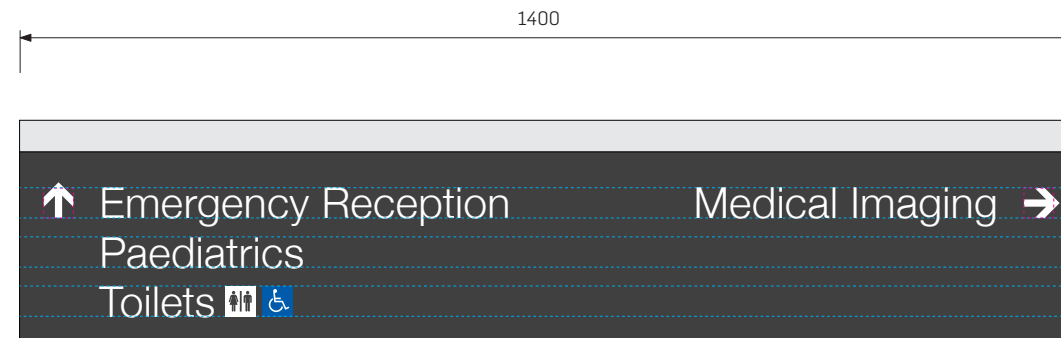
01 FRONT ELEVATION (IN02WM)
SCALE 1:5

IN02W

- CONSTRUCTION DETAILS**
- 1 Sign panels to be: 900/1400 (w) x 300(h) x 17(d)mm. 2mm thick aluminium panel. Mechanically mount sign panels to 15x15x25mm SHS aluminium frame 670(w) x 285(h) x 15(d)mm-panel to be free of distortion when applied to wall. No visible fixings.
 - 2 Applied front & rear vinyl graphics.
- COLOUR**
Panels =Natural Anodised Aluminium.
Panels = to match Dibond Traffic Black RAL9017.
Graphics = Avery White 900, Avery Signal Red 925, Avery Supercast 'Vivid Blue 934' or Pantone 2945.
- FONT**
Helvetica Neue light.
X-Height = 40mm.
- ENGINEERING**
All structural members, fixings and/or footings to be engineered and certified by the contractors engineer.



03 FRONT ELEVATION
SCALE 1:20



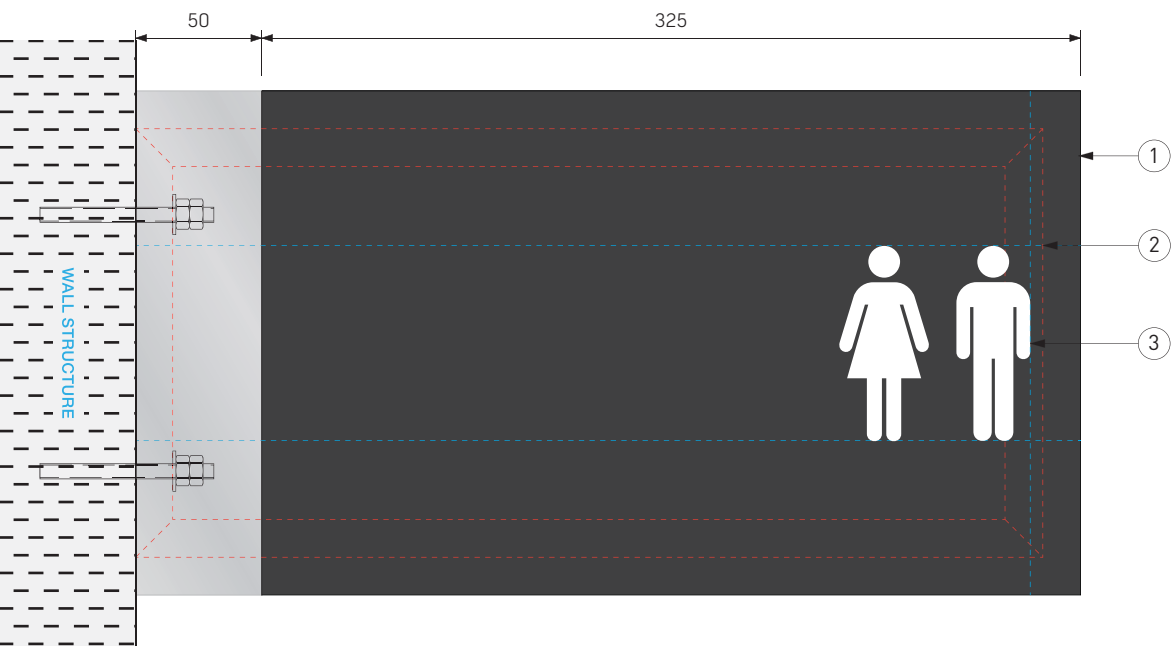
04 FRONT ELEVATION - DOUBLE WIDTH (IN02WW)
(ONLY WHEN SPECIFIED)
SCALE 1:10

These are intent drawings only. Do not scale or reproduce from drawings. Any variations to specifications & drawings must be authorised prior to change by BrandCulture. They must not be used, reproduced or copied wholly or in part without the written permission of the owners. All dimensions are in mm unless otherwise noted.

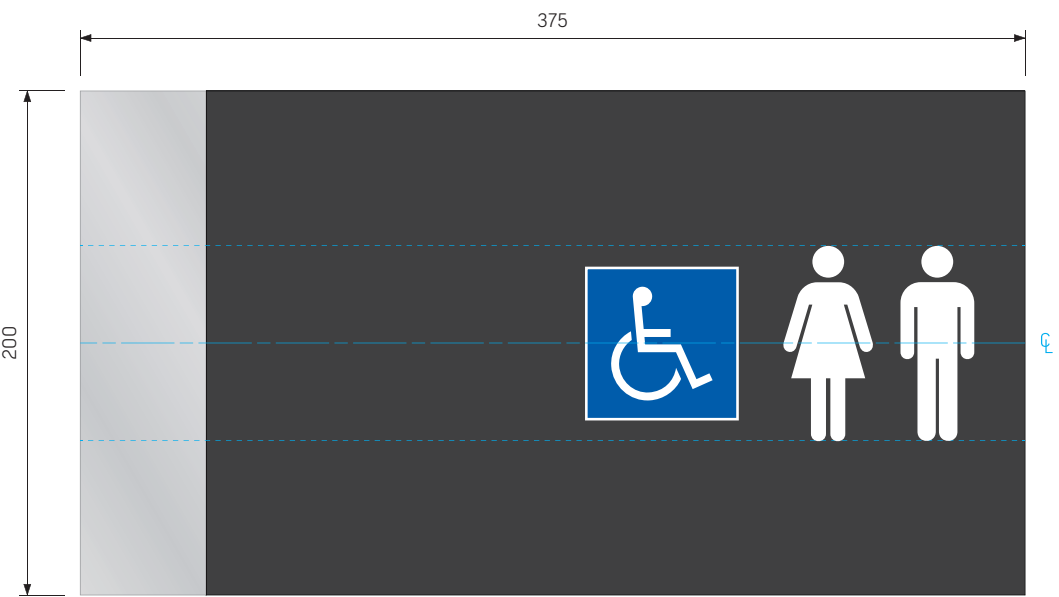
ISSUE	FOR		DATE
G	DESIGN DEVELOPMENT		22.01.21
SIGN TYPE	SCALE	DRAWN	CHECKED
IN02W	AS NOTED	JF	NB

DWG TITLE Directional Wall Mounted
DWG NO. 114.2

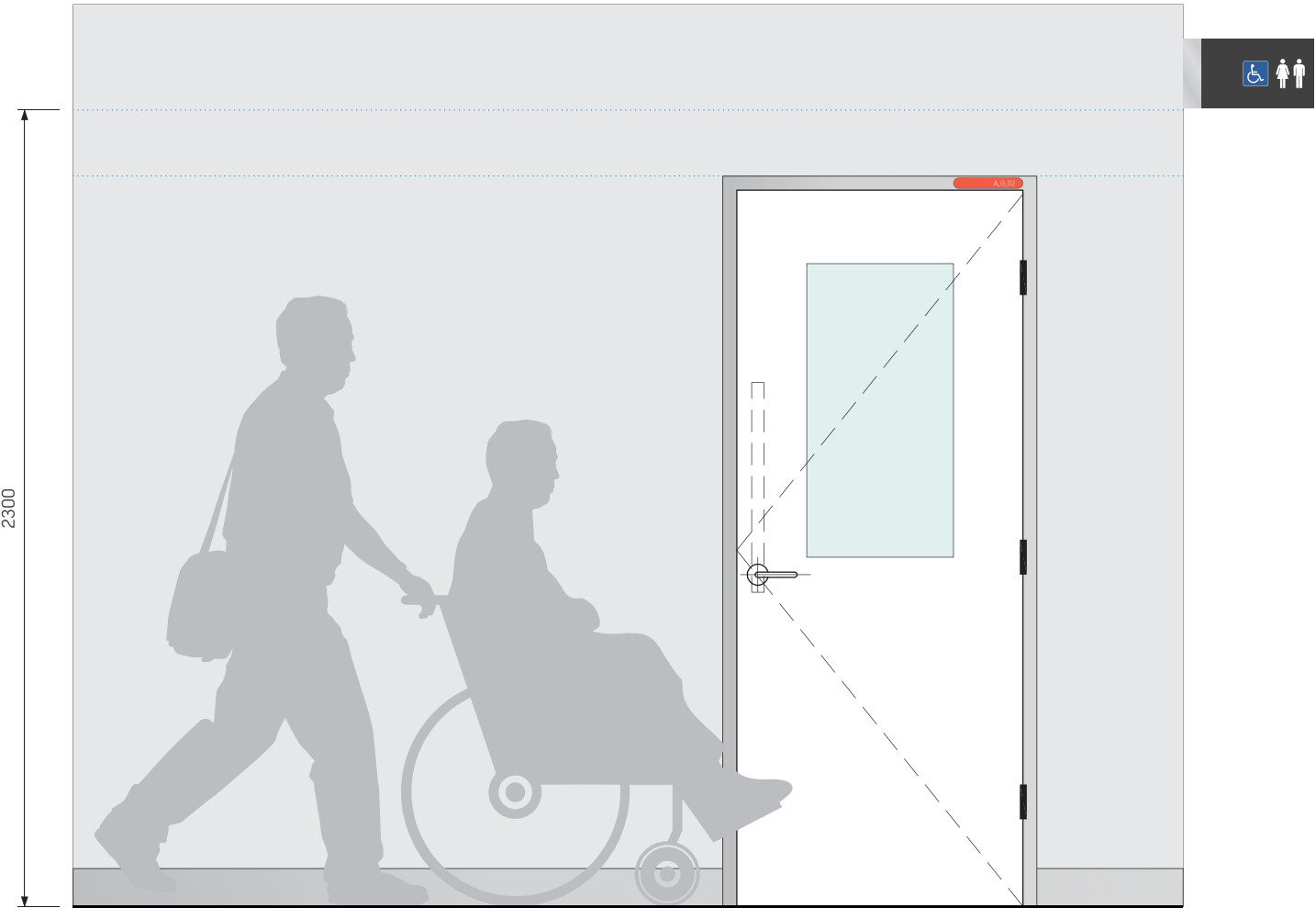
CLIENT HDR
PROJECT Sutherland Hospitals Operating Theatres



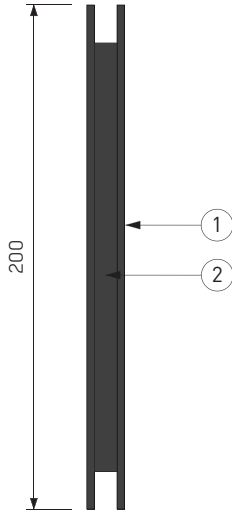
01 FRONT ELEVATION
IN03.1.1-UNISEX TOILET/STAFF UNISEX
ENS/WC-B/WC-PU/WC-S
SCALE 1:3



02 FRONT ELEVATION
IN03.1.2-UNISEX ACCESSIBLE TOILET
WC-A/WC-P/WC-SP
SCALE 1:3



04 FRONT ELEVATION
SCALE 1:20



03 SIDE ELEVATION
SCALE 1:3


- CONSTRUCTION DETAILS**
- 1 Cantilever sign panels to be: 375(w) x 200(h) x 21(d)mm. 3mm thick aluminium panels mechanically fixed to 15x15mm SHS aluminium frame: 360(w) x 170(h) x 15(d)mm-panel to be free of distortion when applied to wall. 2 pack painted finish 10% gloss level to all visible sides. No visible fixings.
 - 2 SHS aluminium frame: 360(w) x 170(h) x 15(d)mm
 - 3 Applied front & rear vinyl graphics.
- COLOUR**
Panels = Natural Anodised Aluminium.Panels = to match Dibond Traffic Black RAL9017.
Graphics = Avery White 900.
- FONT**
Helvetica Neue light.
XHeight = 35mm
Pictogram = 85 / 60(h) mm
- ENGINEERING**
All structural members, fixings and/or footings to be engineered and certified by the contractors engineer.

These are intent drawings only. Do not scale or reproduce from drawings. Any variations to specifications & drawings must be authorised prior to change by BrandCulture. They must not be used, reproduced or copied wholly or in part without the written permission of the owners. All dimensions are in mm unless otherwise noted.

ISSUE	FOR		DATE
G	DESIGN DEVELOPMENT		22.01.21
SIGN TYPE	SCALE	DRAWN	CHECKED
N03.1	AS NOTED	JF	NB

DWG TITLE Cantilevered ID Type 1
DWG NO. 115

CLIENT HDR
PROJECT Sutherland Hospitals Operating Theatres




IN03.1.3-STAFF AMBULANT TOILET
WC-A/WC-S
SCALE 1:5



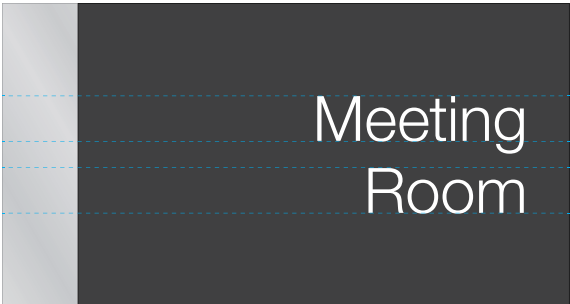
IN03.1.4-PARENT ROOM
WC-A/WC-S
SCALE 1:5



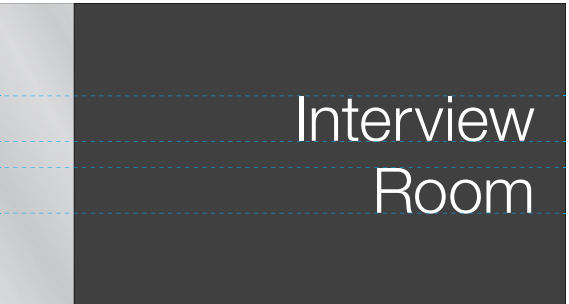
IN03.1.5-ACCESSIBLE/PARENT/TOILETS
WC-A/WC-S
SCALE 1:5



IN03.1.18-UNISEX SHOWER
SCALE 1:5



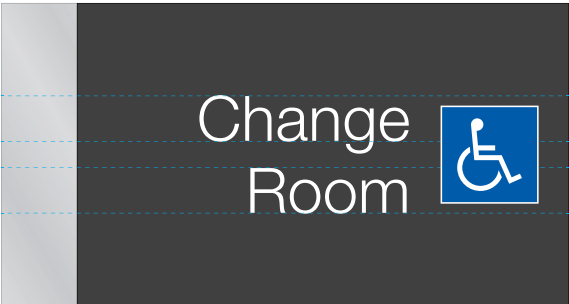
IN03.1.6-MEETING ROOM
SCALE 1:5



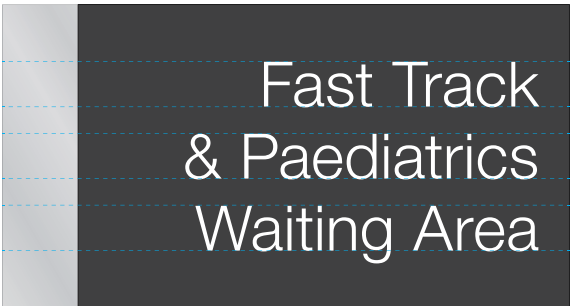
IN03.1.7-INTERVIEW ROOM
SCALE 1:5



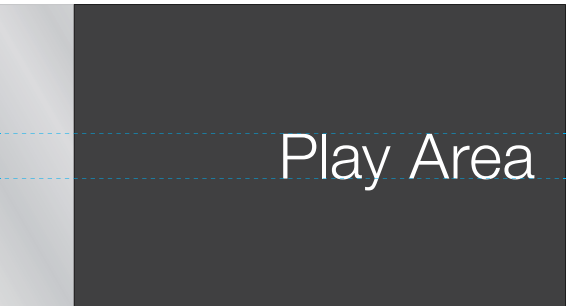
IN03.1.8-TREATMENT ROOM
SCALE 1:5




IN03.1.19-CHANGE ROOM
SCALE 1:5



IN03.1.9-FAST TRACK & PAEDIATRICS WAITING AREA
SCALE 1:5



IN03.1.10-PLAY AREA
SCALE 1:5



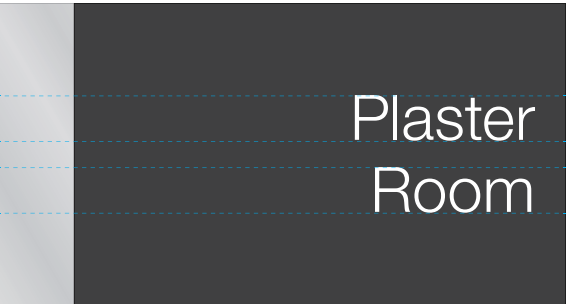
IN03.1.11-PATIENT SHOWER
SCALE 1:5



IN03.1.20-STAFF TOILET
SCALE 1:5



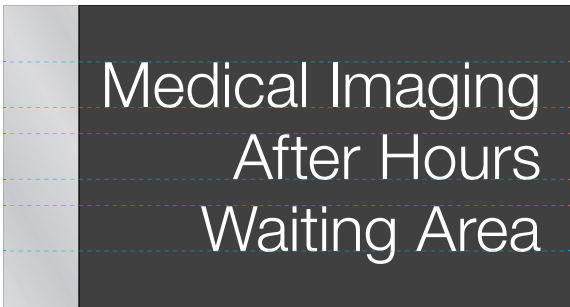
IN03.1.12-CIN ROOM
SCALE 1:5



IN03.1.13-PLASTER ROOM
SCALE 1:5



IN03.1.14-SIM ROOM
SCALE 1:5



IN03.1.15-MEDICAL IMAGING WAITING AREA
SCALE 1:5



IN03.1.16-TRIAGE 2
SCALE 1:5



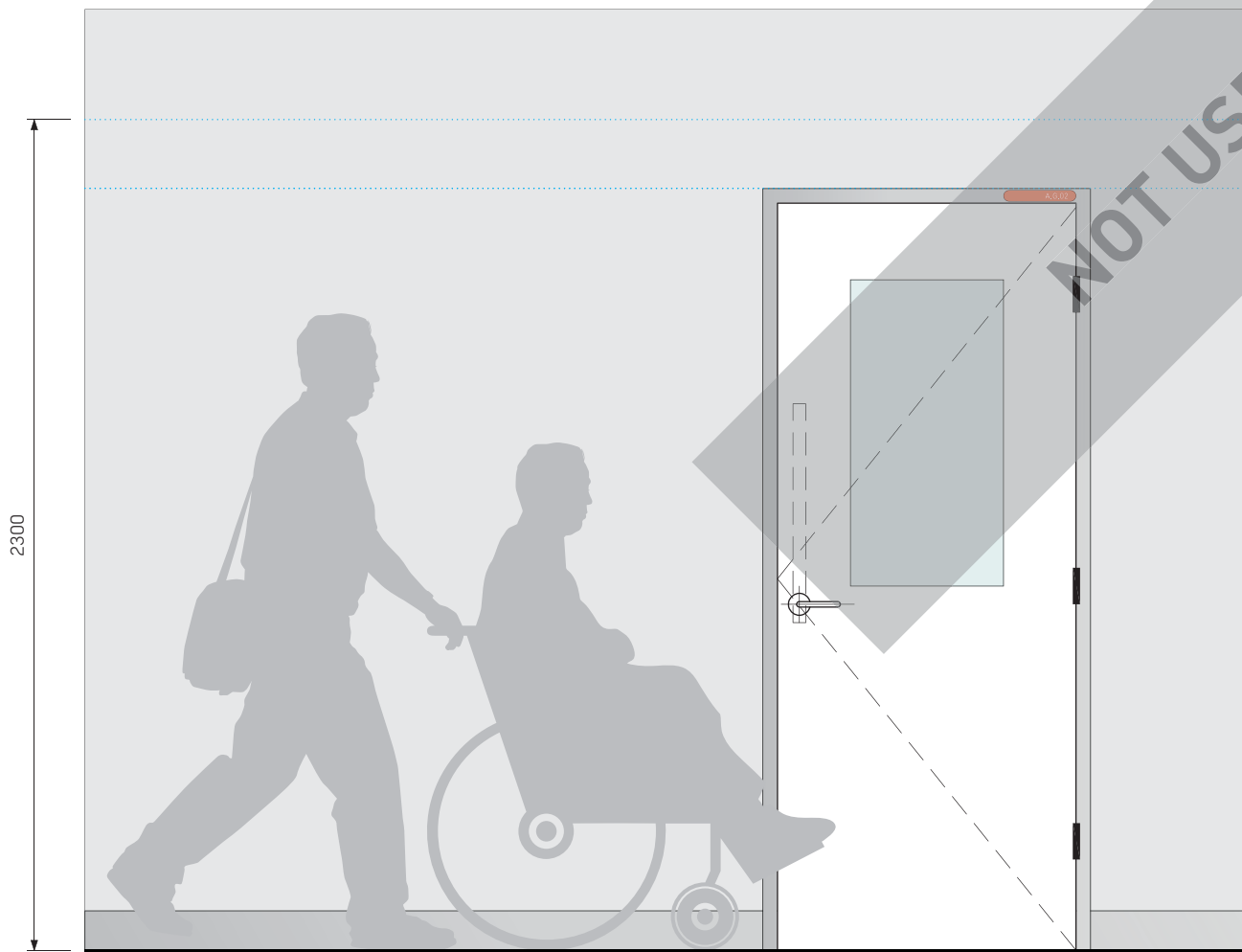
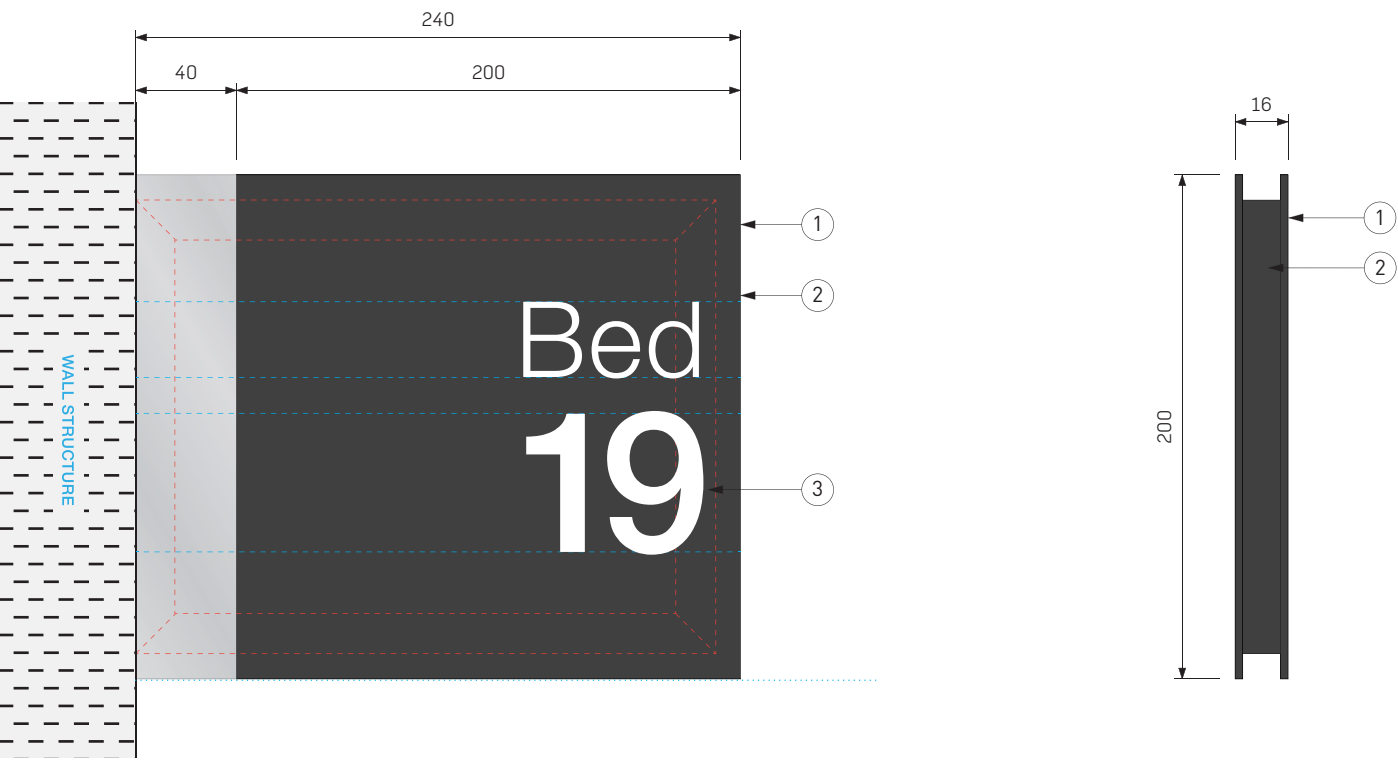
IN03.1.17-TRIAGE 1
SCALE 1:5

These are intent drawings only. Do not scale or reproduce from drawings. Any variations to specifications & drawings must be authorised prior to change by BrandCulture. They must not be used, reproduced or copied wholly or in part without the written permission of the owners. All dimensions are in mm unless otherwise noted.

ISSUE	FOR		DATE
G	DESIGN DEVELOPMENT		22.01.21
SIGN TYPE	SCALE	DRAWN	CHECKED
IN03.1	AS NOTED	JF	NB

DWG TITLE Cantilevered ID Type 1
DWG NO. 116

CLIENT HDR
PROJECT Sutherland Hospitals Operating Theatres



03 FRONT ELEVATION
SCALE 1:20

IN03.2

CONSTRUCTION DETAILS

- 1 Cantilever sign panels to be: 240(w) x 200(h) x 16(d)mm. 3mm thick aluminium panels mechanically fixed to 10x10mm SHS aluminium frame: 165(w) x 120(h) x 10(d)mm-panel to be free of distortion when applied to wall. 2 pack painted finish 10% gloss level to all visible sides. No visible fixings.
- 2 SHS aluminium frame: 225(w) x 180(h) x 10(d)mm.
- 3 Applied front & rear vinyl graphics.

COLOUR

Panels = Natural Anodised Aluminium.
Panels = to match Dibond Traffic Black RAL9017.
Graphics = Avery White 900.

FONT

Helvetica Neue Light. X-Height = 30mm
Helvetica Neue Medium. X-Height = 55mm

PROTECTIVE COATING

All elements sprayed with clear anti-graffiti UV topcoat, satin finish (10% gloss level).

ENGINEERING

All structural members, fixings and/or footings to be engineered and certified by the contractors engineer.

These are intent drawings only. Do not scale or reproduce from drawings. Any variations to specifications & drawings must be authorised prior to change by BrandCulture. They must not be used, reproduced or copied wholly or in part without the written permission of the owners. All dimensions are in mm unless otherwise noted.

ISSUE	FOR	DATE
G	DESIGN DEVELOPMENT	22.01.21

SIGN TYPE	SCALE	DRAWN	CHECKED
IN03.2	AS NOTED	JF	NB

DWG TITLE Cantilevered ID Type 2
DWG NO. 117

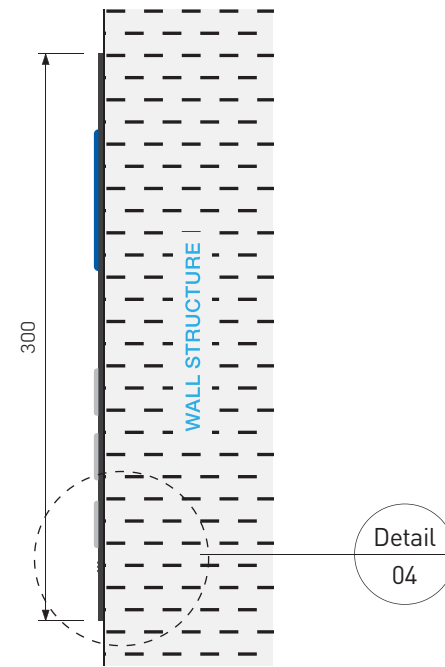
CLIENT HDR
PROJECT Sutherland Hospitals Operating Theatres




01 FRONT ELEVATION
IN04.1-UNISEX TOILET
ENS/WC-B/WC-PU
SCALE 1:4



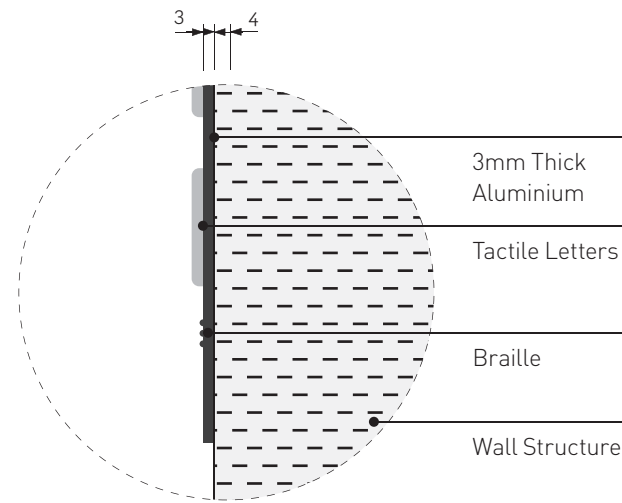
02 FRONT ELEVATION
IN04.2-UNISEX ACCESSIBLE TOILET RH
WC-A
SCALE 1:4



03 SIDE ELEVATION
SCALE 1:4



05 FRONT ELEVATION
SCALE 1:20



04 SECTION DETAIL A-A
SCALE 1:2

IN04

CONSTRUCTION DETAILS

- 1 Sign panel to be 210(w) x 300(h) x 3(d)mm. Raised tactile and Braille sign panel on a 3mm thick aluminium panel fixed to wall using VHB tape. 2 pack painted finish 10% gloss level to all visible sides. All edges to be pencil rounded.
- 2 1(h)mm raised tactile graphics and letters.
- 3 Grade 1 Braille to BCA and AS1428.1 requirements, located 8mm below letters. Colour of Braille painted 2 pack to match backing panel. All Braille is indicative only.

COLOUR

Panels = to match Dibond Traffic Black RAL9017.
Graphics & Type = White.
Access Symbol = Match Pantone 2975

FONT

Helvetica Neue light. XHeight = 25mm
Braille (Grade 1 UBEC). Height = 6mm
Pictogram = 75(h)mm

PROTECTIVE COATING

All elements sprayed with clear anti-graffiti UV topcoat, satin finish (10% gloss level).

TACTILE AND BRAILLE SIGNS

Tactile and Braille signs must comply with the BCA Specification D3.6. Braille must be grade 1 Braille (uncontracted) in accordance with the Australian Braille Authority. It is the responsibility of the contractor to ensure that all Braille is accurately translated and formatted for nonstandard messages.

These are intent drawings only. Do not scale or reproduce from drawings. Any variations to specifications & drawings must be authorised prior to change by BrandCulture. They must not be used, reproduced or copied wholly or in part without the written permission of the owners. All dimensions are in mm unless otherwise noted.

ISSUE	FOR	DATE
G	DESIGN DEVELOPMENT	22.01.21

SIGN TYPE	SCALE	DRAWN	CHECKED
IN04	AS NOTED	JF	NB

DWG TITLE	Amenities ID (With Braille)
DWG NO.	118

CLIENT	HDR
PROJECT	Sutherland Hospitals Operating Theatres



IN04.3-UNISEX ACCESSIBLE TOILET LH
WC-P/WC-SP
SCALE 1:5



IN04.4-STAFF TOILET
WC-S
SCALE 1:5



IN04.5-UNISEX AMBULANT TOILET
WC-A
SCALE 1:5



IN04.6-PARENTS ROOM
SCALE 1:5



IN04.7-SHOWER TOILET RH
SCALE 1:5



IN04.8-SHOWER TOILET LH
SCALE 1:5



IN04.9-SHOWER TOILET
SCALE 1:5



IN04.10-AMBULANT TOILET M
SCALE 1:5



IN04.11-AMBULANT TOILET F
SCALE 1:5



IN04.12-STAFF CHANGE M
SCALE 1:5



IN04.13-STAFF CHANGE F
SCALE 1:5



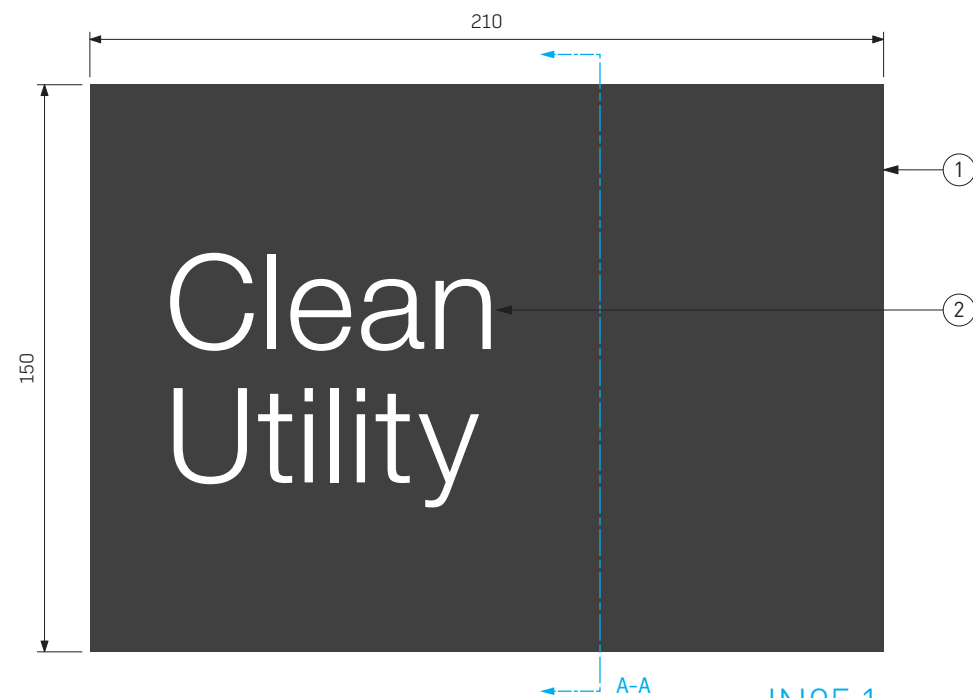
IN04.14-SHOWER TOILET
SCALE 1:5

These are intent drawings only. Do not scale or reproduce from drawings. Any variations to specifications & drawings must be authorised prior to change by BrandCulture. They must not be used, reproduced or copied wholly or in part without the written permission of the owners. All dimensions are in mm unless otherwise noted.

ISSUE	FOR		DATE
G	DESIGN DEVELOPMENT		22.01.21
SIGN TYPE	SCALE	DRAWN	CHECKED
IN04	AS NOTED	JF	NB

DWG TITLE Amenities ID (With Braille)
DWG NO. 119

CLIENT HDR
PROJECT Sutherland Hospitals Operating Theatres



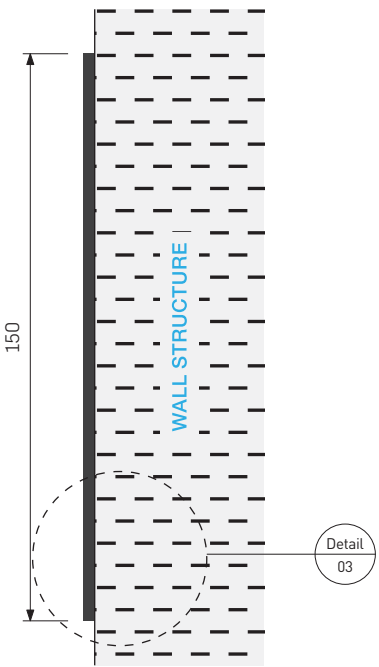
01 FRONT ELEVATION
IN05.1-CLEAN UTILITY
SCALE 1:2

IN05.1



02 FRONT ELEVATION
IN05.2-STORE
SCALE 1:2

IN05.2



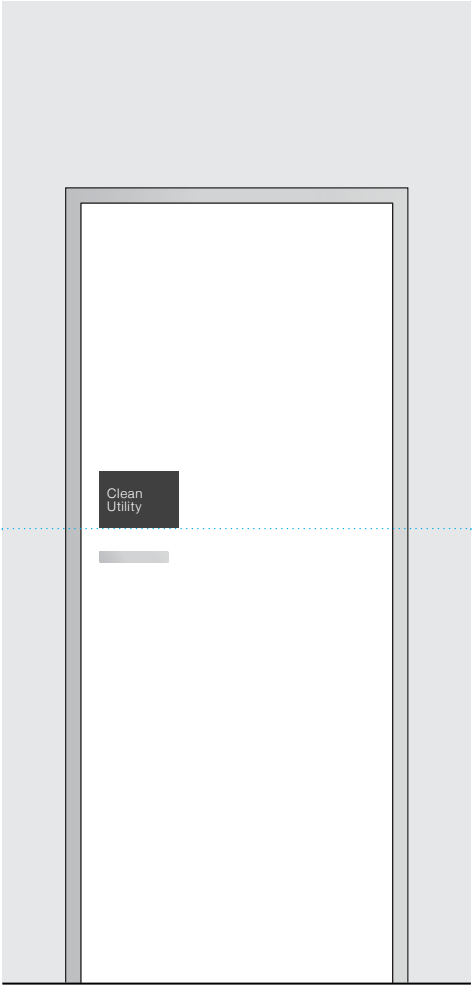
02 SIDE ELEVATION
IN05-CLEAN UTILITY
SCALE 1:2

IN05

- CONSTRUCTION DETAILS**
- 1 Sign panel to be 210(w) x 150(h) x 3(d)mm. 3mm thick aluminium panel fixed to wall using VHB tape. 2 pack painted finish 10% gloss level to all visible sides. All edges to be pencil rounded.
 - 2 Applied front vinyl graphics.
- COLOUR**
Panels = to match Dibond Traffic Black RAL9017.
Type = Avery White 900.
- FONT**
Helvetica Neue light. XHeight = 25mm.
- PROTECTIVE COATING**
All elements sprayed with clear anti-graffiti UV topcoat, satin finish (10% gloss level).
- ENGINEERING**
All structural members, fixings and/or footings to be engineered and certified by the contractors engineer.



04 FRONT ELEVATION
SCALE 1:20



ALTERNATE LOCATION

These are intent drawings only. Do not scale or reproduce from drawings. Any variations to specifications & drawings must be authorised prior to change by BrandCulture. They must not be used, reproduced or copied wholly or in part without the written permission of the owners. All dimensions are in mm unless otherwise noted.

ISSUE	FOR		DATE
G	DESIGN DEVELOPMENT		22.01.21
SIGN TYPE	SCALE	DRAWN	CHECKED
N05	AS NOTED	JF	NB

DWG TITLE Room ID
DWG NO. 120

CLIENT HDR
PROJECT Sutherland Hospitals Operating Theatres

IN05.3



05 FRONT ELEVATION
IN05.3-CLEAN UTILITY
SCALE 1:4

IN05.4



06 FRONT ELEVATION
IN05.4-CONSULT ROOM
NOTE: WHITE NUMBER TO MATCH ROOM
SCALE 1:4

IN05.5



07 FRONT ELEVATION
IN05.5-TREATMENT ROOM
SCALE 1:4

3

IN05.6



08 FRONT ELEVATION
IN05.6-INTERVIEW ROOM
SCALE 1:4

IN05.7



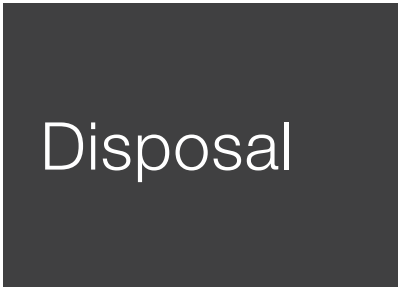
09 FRONT ELEVATION
IN05.7-PROCEDURE ROOM
SCALE 1:4

IN05.8



10 FRONT ELEVATION
IN05.8-STAFF ROOM
SCALE 1:4

IN05.9



11 FRONT ELEVATION
IN05.9-DISPOSAL ROOM
SCALE 1:4

IN05.10



12 FRONT ELEVATION
IN05.10-CLEAN ROOM
SCALE 1:4

IN05.11



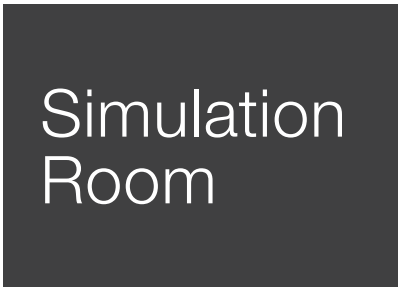
13 FRONT ELEVATION
IN05.11-MEETING ROOM
SCALE 1:4

IN05.12



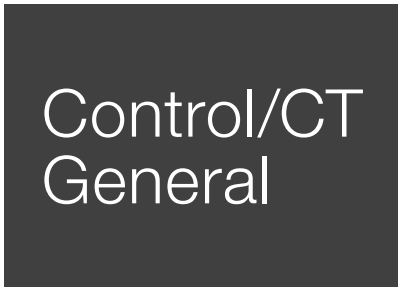
14 FRONT ELEVATION
IN05.12-TUTORIAL ROOM
SCALE 1:4

IN05.13



16 FRONT ELEVATION
IN05.13-SIMULATION ROOM
SCALE 1:4

IN05.14



17 FRONT ELEVATION
IN05.14-CONTROL /CT GENERAL
SCALE 1:4

IN05.15



18 FRONT ELEVATION
IN05.15-COMMS ROOM
SCALE 1:4

IN05.16



19 FRONT ELEVATION
IN05.16-LOANS ROOM
SCALE 1:4

IN05.17



20 FRONT ELEVATION
IN05.17-PLANT ROOM
SCALE 1:4

IN05.18



21 FRONT ELEVATION
IN05.18-LINEN ROOM
SCALE 1:4

CONSTRUCTION DETAILS

- 3 In Use slider. Nom S2K Slider insert and plate. 20mm overall height, full width of sign, 10mm offset from base of sign face. Direct fix to front face of panel. SNA finish with engraved and paint filled text. Text colour to match sign face (Dibond Traffic Black RAL9017). Text 'IN USE' and 'AVAILABLE'.

These are intent drawings only. Do not scale or reproduce from drawings. Any variations to specifications & drawings must be authorised prior to change by BrandCulture. They must not be used, reproduced or copied wholly or in part without the written permission of the owners. All dimensions are in mm unless otherwise noted.

ISSUE	FOR		DATE
G	DESIGN DEVELOPMENT		22.01.21
SIGN TYPE	SCALE	DRAWN	CHECKED
IN05	AS NOTED	JF	NB

DWG TITLE	Room ID
DWG NO.	121

CLIENT	HDR
PROJECT	Sutherland Hospitals Operating Theatres

IN05.19



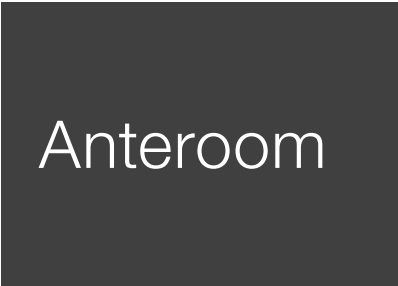
05 FRONT ELEVATION
IN05.19-BEVERAGE ROOM
SCALE 1:4

IN05.20



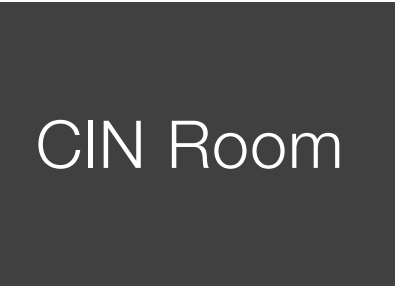
06 FRONT ELEVATION
NOTE: NUMBER TO MATCH ROOM
SCALE 1:4

IN05.21



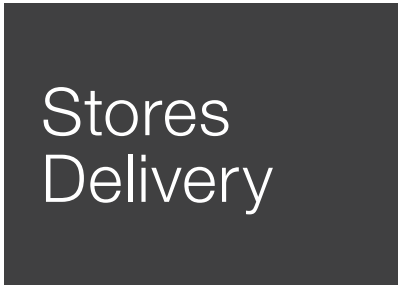
07 FRONT ELEVATION
IN05.21-ANTEROOM
SCALE 1:4

IN05.22



08 FRONT ELEVATION
IN05.22-CIN ROOM
SCALE 1:4

IN05.23



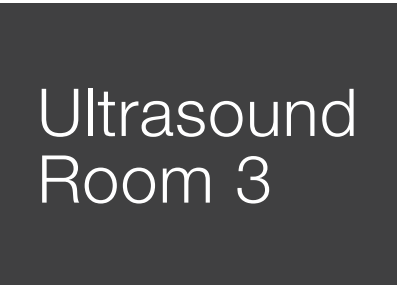
09 FRONT ELEVATION
IN05.23-STORES DELIVERY
SCALE 1:4

IN05.24



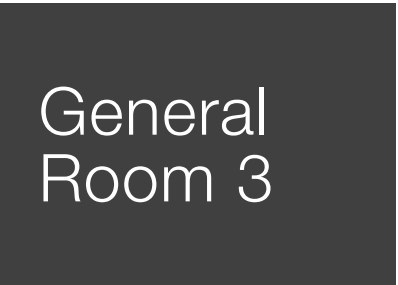
10 FRONT ELEVATION
IN05.24-DIRTY UTILITY
SCALE 1:4

IN05.25



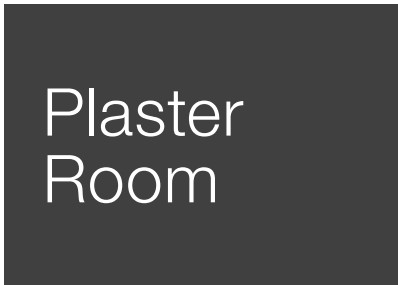
11 FRONT ELEVATION
IN05.25-UNTRASOUND ROOM 3
SCALE 1:4

IN05.26



12 FRONT ELEVATION
IN05.26-GENERAL ROOM 3
SCALE 1:4

IN05.27



13 FRONT ELEVATION
IN05.27-PLASTER ROOM
SCALE 1:4

IN05.28



14 FRONT ELEVATION
IN05.28-SIMULATION CONTROL ROOM
SCALE 1:4

IN05.29



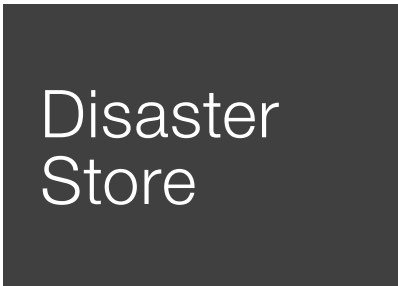
16 FRONT ELEVATION
IN05.29-SIMULATION STORE
SCALE 1:4

IN05.30



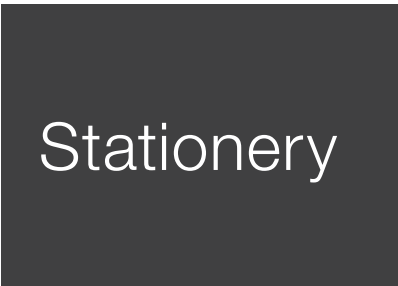
17 FRONT ELEVATION
IN05.30-THEATRE ROOM
SCALE 1:4

IN05.31



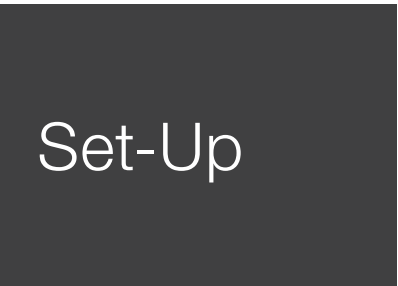
18 FRONT ELEVATION
IN05.31-DISASTER ROOM
SCALE 1:4

IN05.32



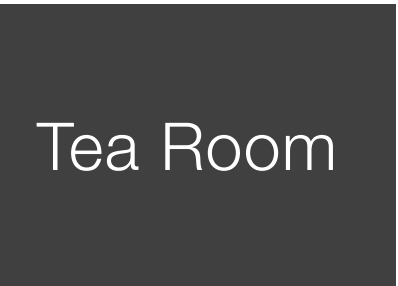
19 FRONT ELEVATION
IN05.32-STATIONARY
SCALE 1:4

IN05.33



20 FRONT ELEVATION
IN05.33-SET-UP
SCALE 1:4

IN05.34



21 FRONT ELEVATION
IN05.34-TEA ROOM
SCALE 1:4

These are intent drawings only. Do not scale or reproduce from drawings. Any variations to specifications & drawings must be authorised prior to change by BrandCulture. They must not be used, reproduced or copied wholly or in part without the written permission of the owners. All dimensions are in mm unless otherwise noted.

ISSUE	FOR		DATE
G	DESIGN DEVELOPMENT		22.01.21
SIGN TYPE	SCALE	DRAWN	CHECKED
N05	AS NOTED	JF	NB

DWG TITLE	Room ID
DWG NO.	122

CLIENT	HDR
PROJECT	Sutherland Hospitals Operating Theatres

IN05.35



05 FRONT ELEVATION
IN05.35-OFFICE
SCALE 1:4

IN05.36



06 FRONT ELEVATION
IN05.36-EQUIPMENT
SCALE 1:4

IN05.37



07 FRONT ELEVATION
IN05.37-THEATRE STORE
SCALE 1:4

IN05.38



08 FRONT ELEVATION
IN05.38-RECEPTION
SCALE 1:4

IN05.39



05 FRONT ELEVATION
IN05.39-TOILET
SCALE 1:4
NOTE: 150(h) x 100(w)mm

IN05.40



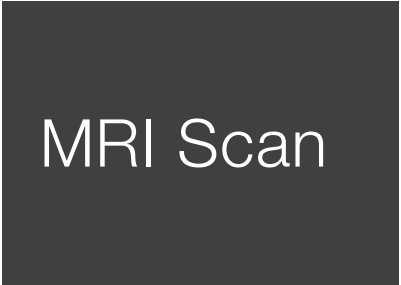
05 FRONT ELEVATION
IN05.40-SHOWER & TOILET
SCALE 1:4
NOTE: 150(h) x 100(w)mm

IN05.41




07 FRONT ELEVATION
IN05.37-CHANGE ROOM
SCALE 1:4

IN05.42



SCALE 1:4

IN05.43



SCALE 1:4

IN05.44



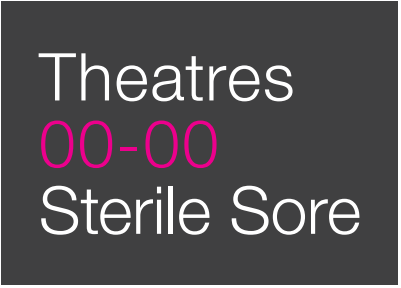
SCALE 1:4

IN05.45



NOTE: 00 to be replaced by theatre
number in white
SCALE 1:4

IN05.46




NOTE: 00 to be replaced by theatre
number in white
SCALE 1:4

IN05.47



SCALE 1:4

IN05.48



SCALE 1:4

IN05.49



SCALE 1:4

IN05.50



SCALE 1:4

These are intent drawings only. Do not scale or reproduce from drawings. Any variations to specifications & drawings must be authorised prior to change by BrandCulture. They must not be used, reproduced or copied wholly or in part without the written permission of the owners. All dimensions are in mm unless otherwise noted.

ISSUE	FOR		DATE
G	DESIGN DEVELOPMENT		22.01.21
SIGN TYPE	SCALE	DRAWN	CHECKED
N05	AS NOTED	JF	NB

DWG TITLE	Room ID
DWG NO.	123.1

CLIENT	HDR
PROJECT	Sutherland Hospitals Operating Theatres

IN05.51

Medication Room

SCALE 1:4

IN05.52

Computer Room

SCALE 1:4

IN05.53

Hybrid Control Room

SCALE 1:4

IN05.54

Endoscope Clean

SCALE 1:4

IN05.55

Endoscope Dirty

SCALE 1:4

IN05.56

Patient Recovery Bays

SCALE 1:4

IN05.57

Staff Change Rooms

SCALE 1:4

IN05.58

Quiet Room

SCALE 1:4

IN05.59

Workspace

SCALE 1:4

IN05.60

Trolley Wash

SCALE 1:4

IN05.61

Plant Room

SCALE 1:4

IN05.62

Clean Workroom

SCALE 1:4

IN05.63

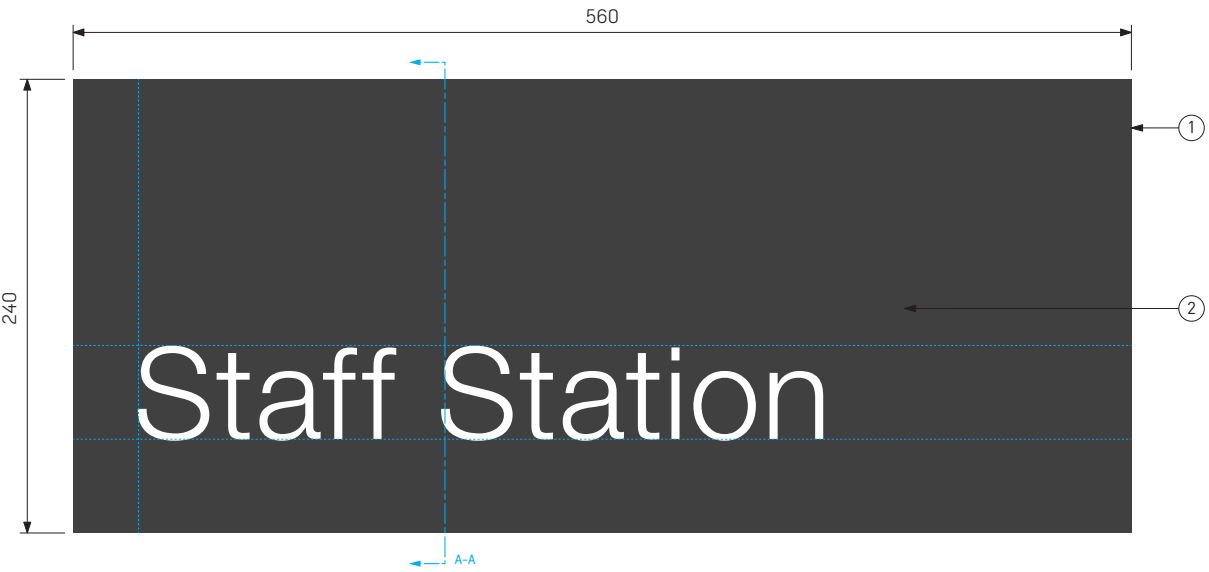
Dispatch

SCALE 1:4

IN05.64

Medical Resonance Imaging

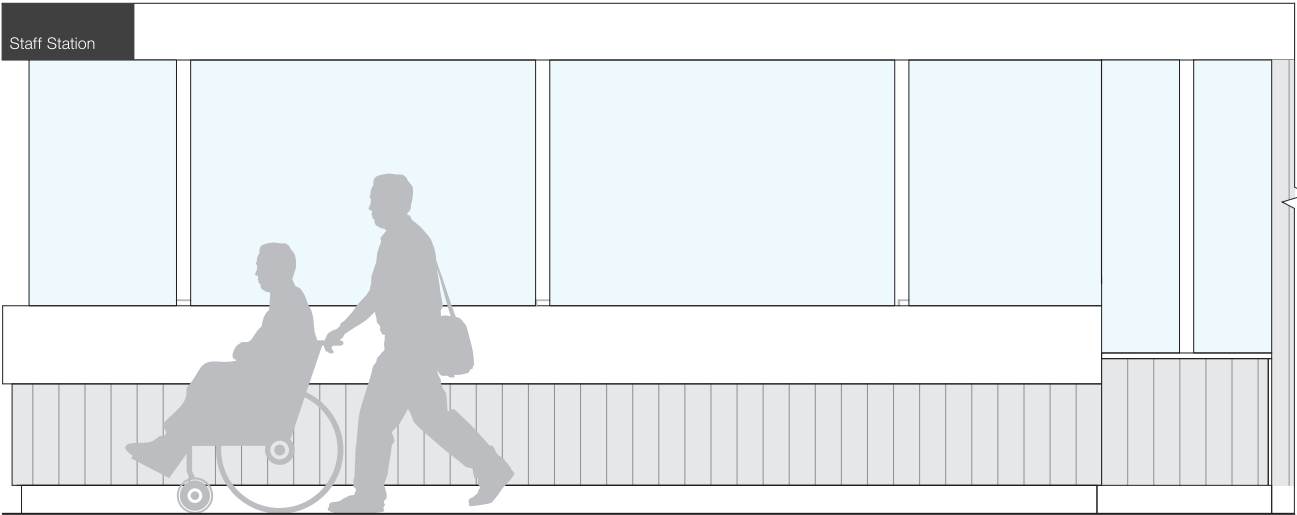
SCALE 1:4



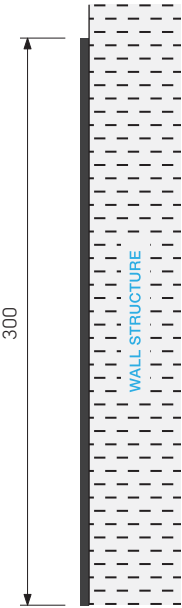
01 FRONT ELEVATION
IN05B.1-STAFF STATION
SCALE 1:5



02 FRONT ELEVATION
IN05B.2-THEATRE DELIVERIES
SCALE 1:5



04 FRONT ELEVATION
IN05.2-STAFF STATION
SCALE 1:40



03 SIDE ELEVATION
IN05.2-STAFF STATION
SCALE 1:4

- CONSTRUCTION DETAILS**
- 1 Sign panel to be 700(w) x 300(h) x 3(d)mm.
3mm thick Forex® black foam pvc sheet fixed to wall using VHB tape and silkaflex. 2 pack painted finish 10% gloss level to all visible sides. NB: May require trimming (top edge only) onsite to fit bulkhead. Touch up if required.
 - 2 Front applied computer cut white vinyl graphics.
- COLOUR**
Panel = match Matt Dibond Traffic Black RAL9017.
Type = Avery White 900.
- FONT**
Helvetica Neue light. XHeight = 60mm.
- PROTECTIVE COATING**
All elements sprayed with clear anti-graffiti UV topcoat, satin finish (10% gloss level).
- ENGINEERING**
All structural members, fixings and/or footings to be engineered and certified by the contractors engineer.

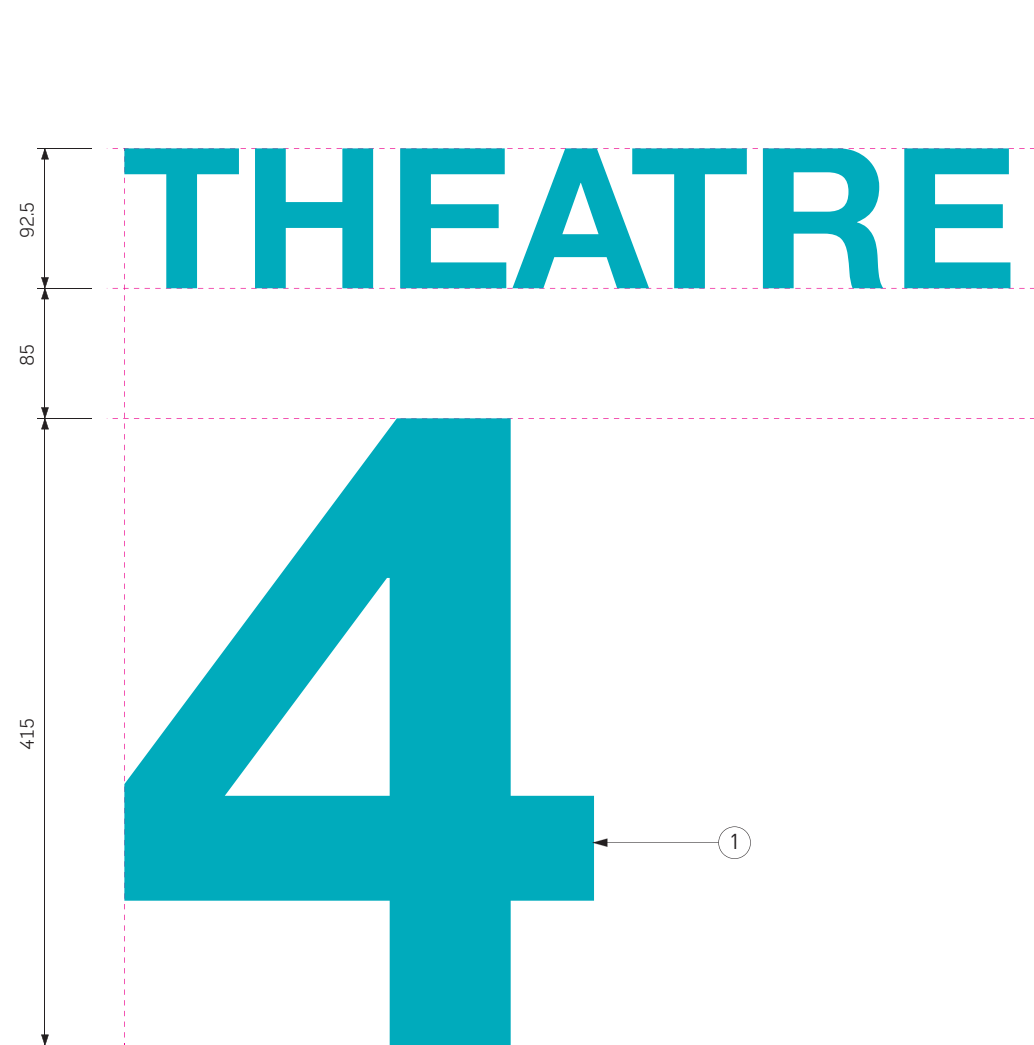
These are intent drawings only. Do not scale or reproduce from drawings. Any variations to specifications & drawings must be authorised prior to change by BrandCulture. They must not be used, reproduced or copied wholly or in part without the written permission of the owners. All dimensions are in mm unless otherwise noted.

ISSUE	FOR	DATE
G	DESIGN DEVELOPMENT	22.01.21

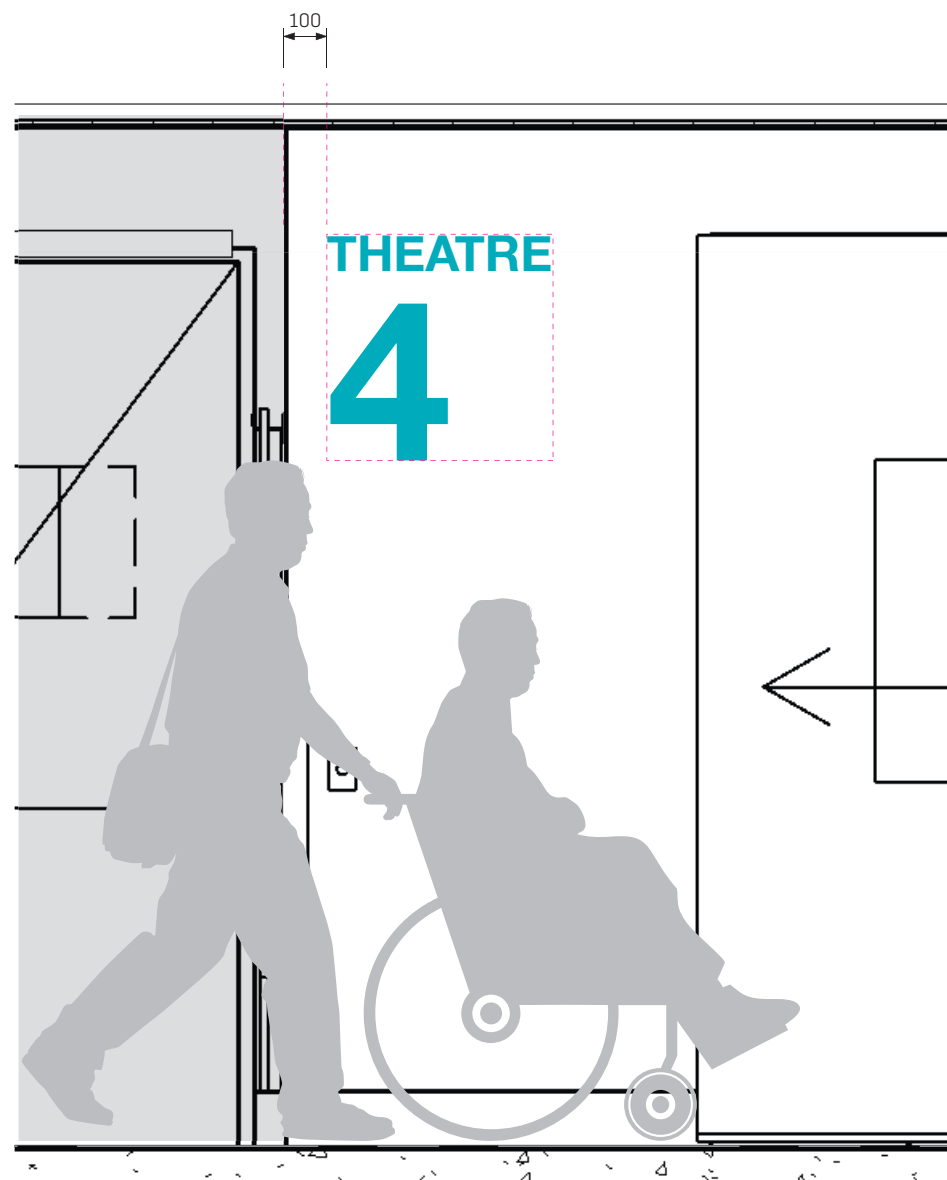
SIGN TYPE	SCALE	DRAWN	CHECKED
IN05B	AS NOTED	JF	NB

DWG TITLE	Staff Station ID
DWG NO.	124

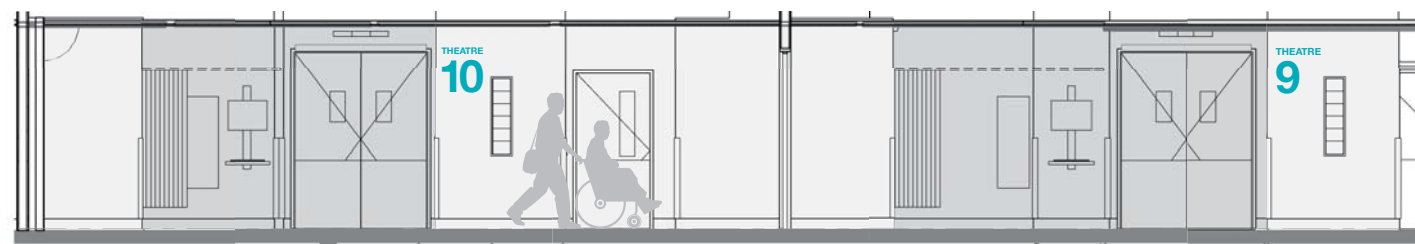
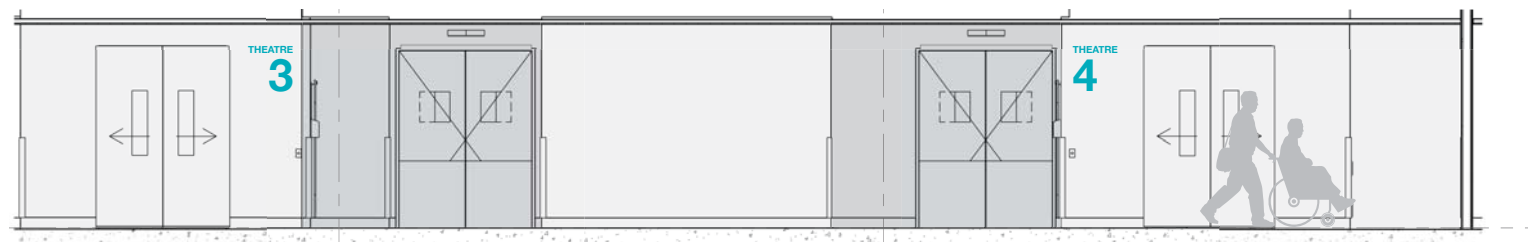
CLIENT	HDR
PROJECT	Sutherland Hospitals Operating Theatres



01 FRONT ELEVATION
ROOM IDENTIFICATION NUMBERS
SCALE 1:5



01 FRONT ELEVATION
ROOM IDENTIFICATION NUMBERS
SCALE 1:20



02 TYPICAL ELEVATIONS
ROOM IDENTIFICATION NUMBERS
SCALE 1:100

- CONSTRUCTION DETAILS**
- Computer-cut vinyl applied graphics to wall. Decal graphics and colours to be confirmed. Not to be placed on framing or wall mounted equipment.

FONT
Helvetica Neue Medium.

COLOUR
Final colour palette to be confirmed.

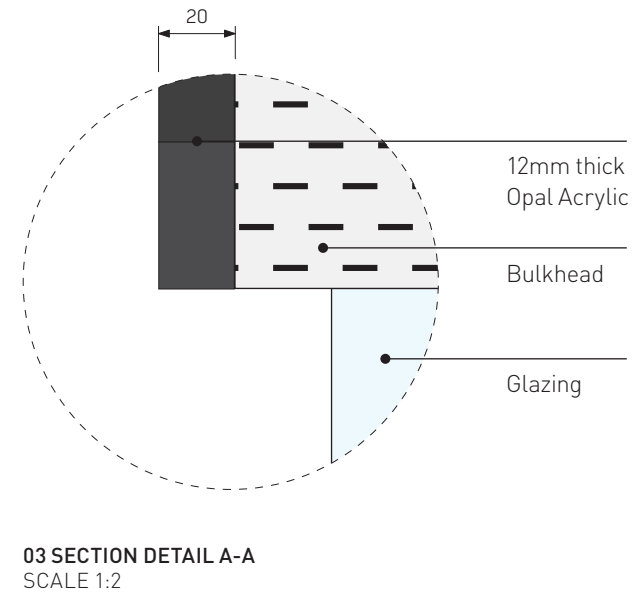
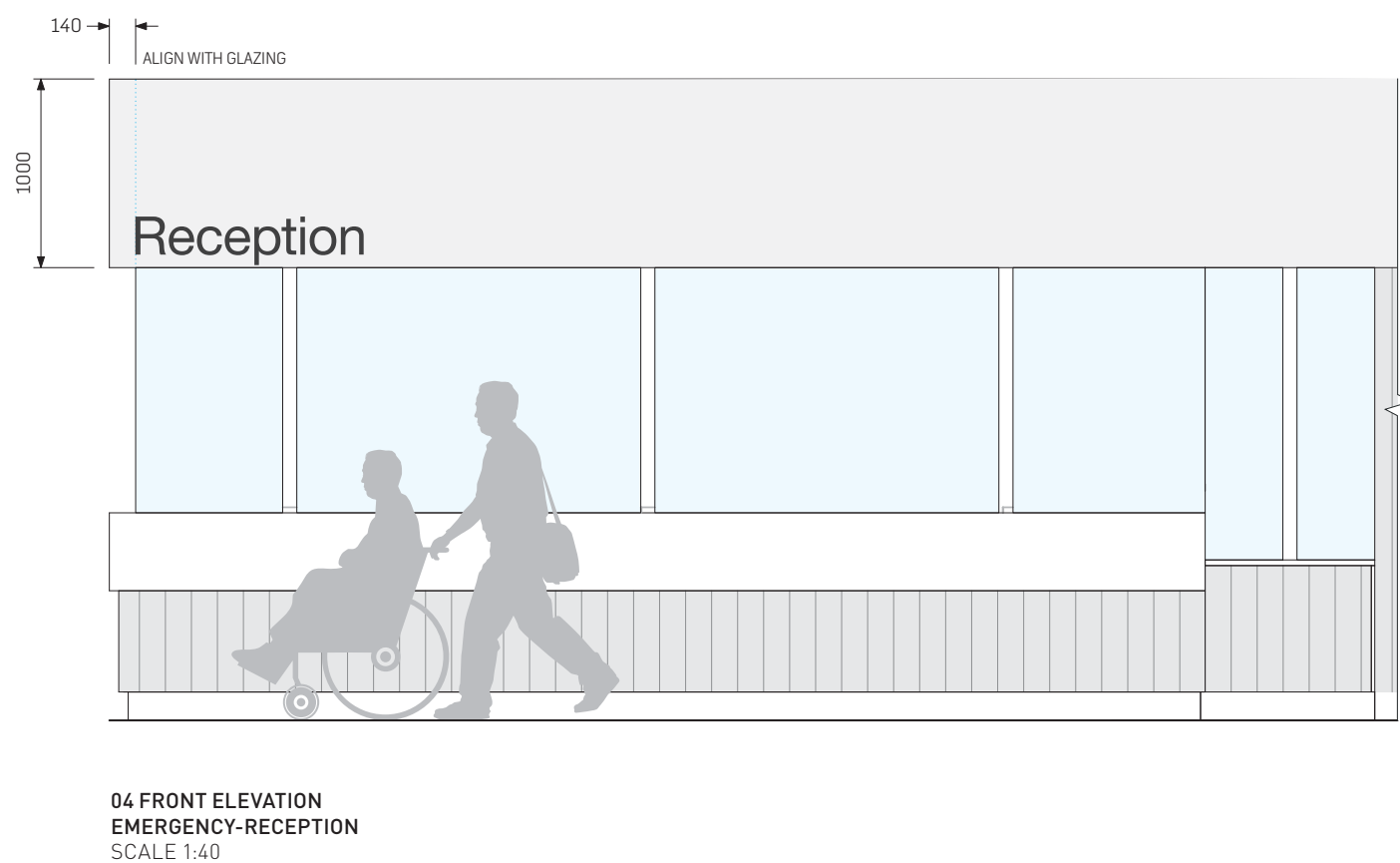
CONTENT
Room numbering to be confirmed by client.

These are intent drawings only. Do not scale or reproduce from drawings. Any variations to specifications & drawings must be authorised prior to change by BrandCulture. They must not be used, reproduced or copied wholly or in part without the written permission of the owners. All dimensions are in mm unless otherwise noted.

ISSUE	FOR		DATE
G	DESIGN DEVELOPMENT		22.01.21
SIGN TYPE	SCALE	DRAWN	CHECKED
IN07	AS NOTED	JF	NB

DWG TITLE Large Number ID
DWG NO. 125

CLIENT HDR
PROJECT Sutherland Hospitals Operating Theatres



- CONSTRUCTION DETAILS**
- 1 1170(w) x 200(h) x 20(d)mm.
Lasercut 12mm thick opal acrylic letters pin fixed flush to bulkhead. 2 pack painted finish 10% gloss level to all visible sides. Reception signage on bulkhead in black.
- COLOUR**
Paint = to match Dibond Traffic Black RAL9017.
- FONT**
Helvetica Neue Regular. XHeight = 200mm.
- ENGINEERING**
All structural members, fixings and/or footings to be engineered and certified by the contractors engineer.

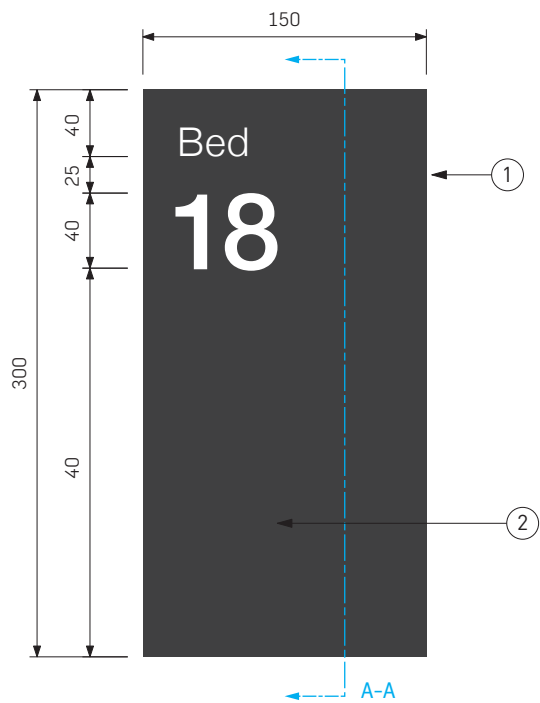
These are intent drawings only. Do not scale or reproduce from drawings. Any variations to specifications & drawings must be authorised prior to change by BrandCulture. They must not be used, reproduced or copied wholly or in part without the written permission of the owners. All dimensions are in mm unless otherwise noted.

ISSUE	FOR	DATE
G	DESIGN DEVELOPMENT	22.01.21

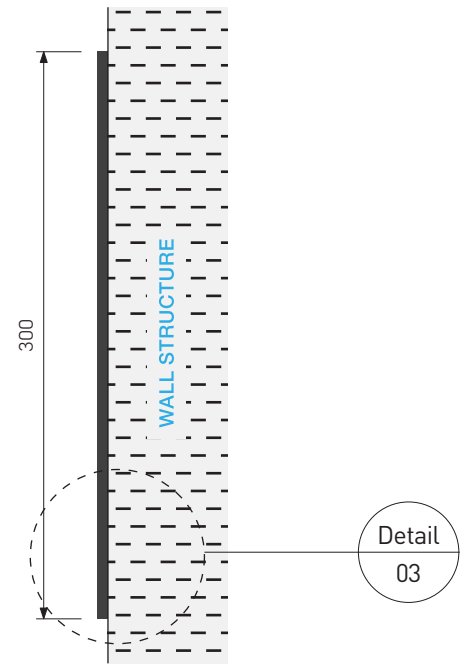
SIGN TYPE	SCALE	DRAWN	CHECKED
IN08	AS NOTED	JF	NB

DWG TITLE Reception ID
DWG NO. 127

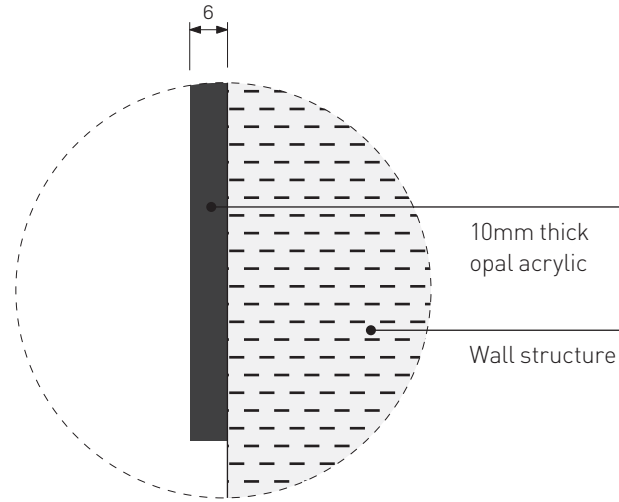
CLIENT HDR
PROJECT Sutherland Hospitals Operating Theatres



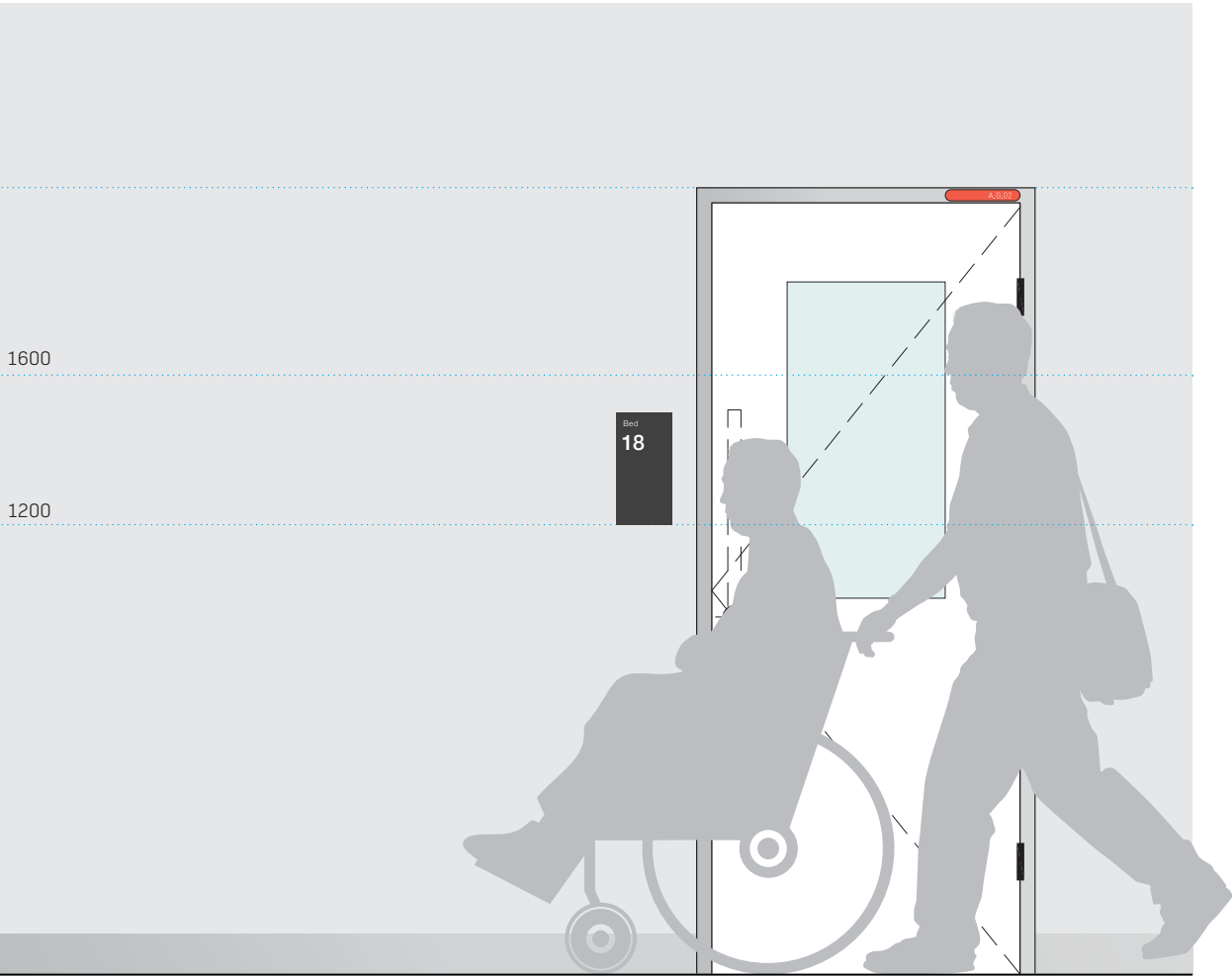
01 FRONT ELEVATION
BED NUMBER
SCALE 1:4



02 SIDE ELEVATION
BED NUMBER
SCALE 1:4



03 SECTION DETAIL A-A
SCALE 1:2



04 FRONT ELEVATION
SCALE 1:20



05 MULTIPLE BED NUMBERS
SCALE 1:4

IN09

- CONSTRUCTION DETAILS**
- 1 Sign panel to be 200(w) x 300(h) x 6(d)mm. 10mm thick opal acrylic panel fixed to wall using VHB tape. 2 pack painted finish 10% gloss level to all visible sides. All edges to be pencil rounded.
 - 2 Computer-cut vinyl graphics (Avery White 900) applied front opal acrylic panels. All panels sprayed with clear anti-graffiti UV topcoat, satin finish (10% gloss level) to all visible sides.

COLOUR
Panel = to match Dibond Traffic Black RAL9017.
Type = Avery White 900.

FONT
Helvetica Neue light. XHeight = 15mm.
Helvetica Neue medium. XHeight = 40mm.

PROTECTIVE COATING
All elements sprayed with clear anti-graffiti UV topcoat, satin finish (10% gloss level).

ENGINEERING
All structural members, fixings and/or footings to be engineered and certified by the contractors engineer.

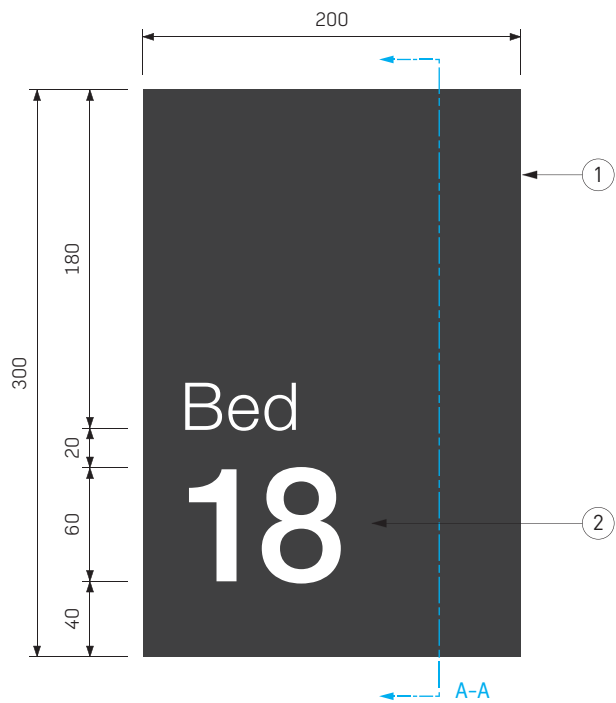
These are intent drawings only. Do not scale or reproduce from drawings. Any variations to specifications & drawings must be authorised prior to change by BrandCulture. They must not be used, reproduced or copied wholly or in part without the written permission of the owners. All dimensions are in mm unless otherwise noted.

ISSUE	FOR	DATE
G	DESIGN DEVELOPMENT	22.01.21

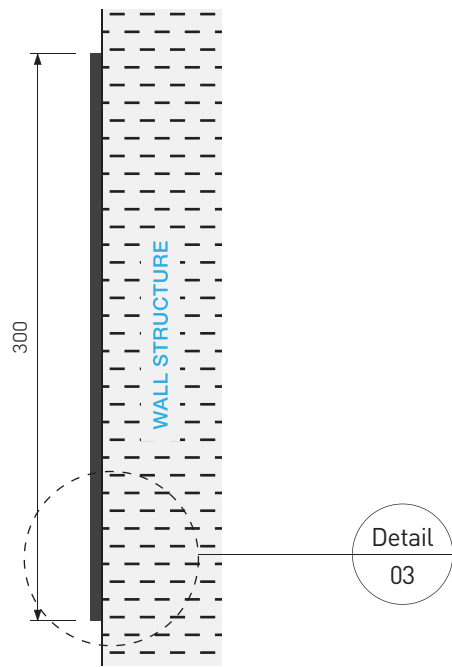
SIGN TYPE	SCALE	DRAWN	CHECKED
IN09	AS NOTED	JF	NB

DWG TITLE Bed / Cabin Room ID - Wall Mount
DWG NO. 128

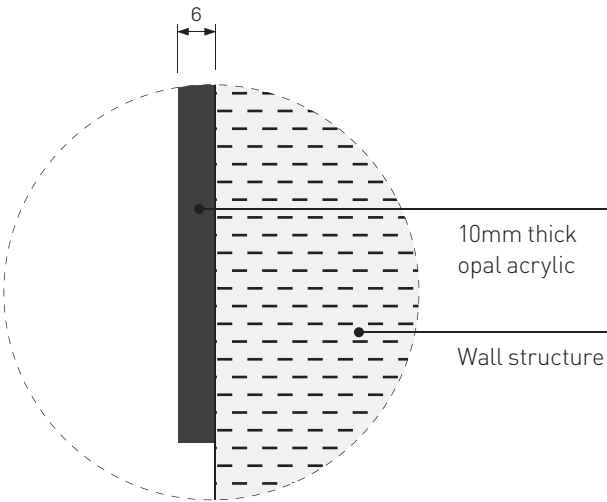
CLIENT HDR
PROJECT Sutherland Hospitals Operating Theatres



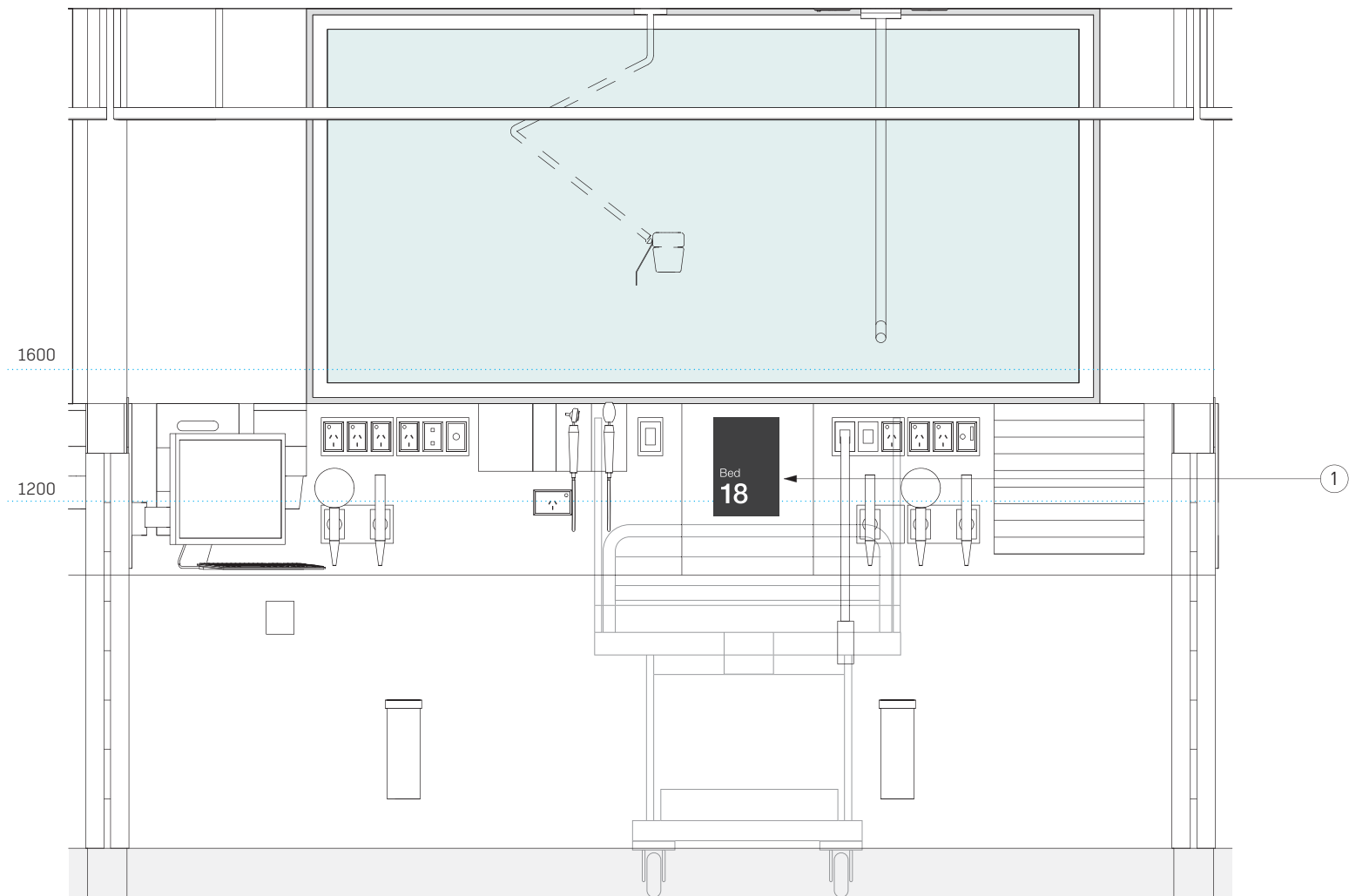
01 FRONT ELEVATION
BED NUMBER
SCALE 1:4



02 SIDE ELEVATION
BED NUMBER
SCALE 1:4



03 SECTION DETAIL A-A
SCALE 1:2



04 FRONT ELEVATION
SCALE 1:20

IN10.1

CONSTRUCTION DETAILS

- 1 Sign panel to be 200(w) x 300(h) x 6(d)mm.
10mm thick opal acrylic panel fixed to wall using VHB tape. 2 pack painted finish 10% gloss level to all visible sides. All edges to be pencil rounded.
- 2 Computer-cut vinyl graphics (Avery White 900) applied front opal acrylic panels. All panels sprayed with clear anti-graffiti UV topcoat, satin finish (10% gloss level) to all visible sides.

COLOUR

Panel = to match Dibond Traffic Black RAL9017.
Type = Avery White 900.

FONT

Helvetica Neue light. XHeight = 25mm.
Helvetica Neue medium. XHeight = 60mm.

PROTECTIVE COATING

All elements sprayed with clear anti-graffiti UV topcoat, satin finish (10% gloss level).

ENGINEERING

All structural members, fixings and/or footings to be engineered and certified by the contractors engineer.

These are intent drawings only. Do not scale or reproduce from drawings. Any variations to specifications & drawings must be authorised prior to change by BrandCulture. They must not be used, reproduced or copied wholly or in part without the written permission of the owners. All dimensions are in mm unless otherwise noted.

ISSUE	FOR	DATE
G	DESIGN DEVELOPMENT	22.01.21

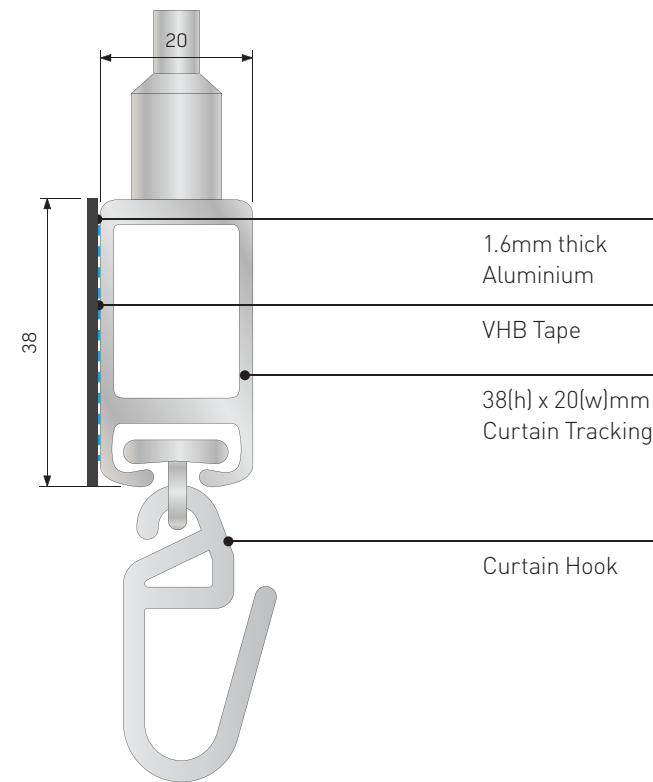
SIGN TYPE	SCALE	DRAWN	CHECKED
IN10.1	AS NOTED	JF	NB

DWG TITLE	Bed Head ID
DWG NO.	129

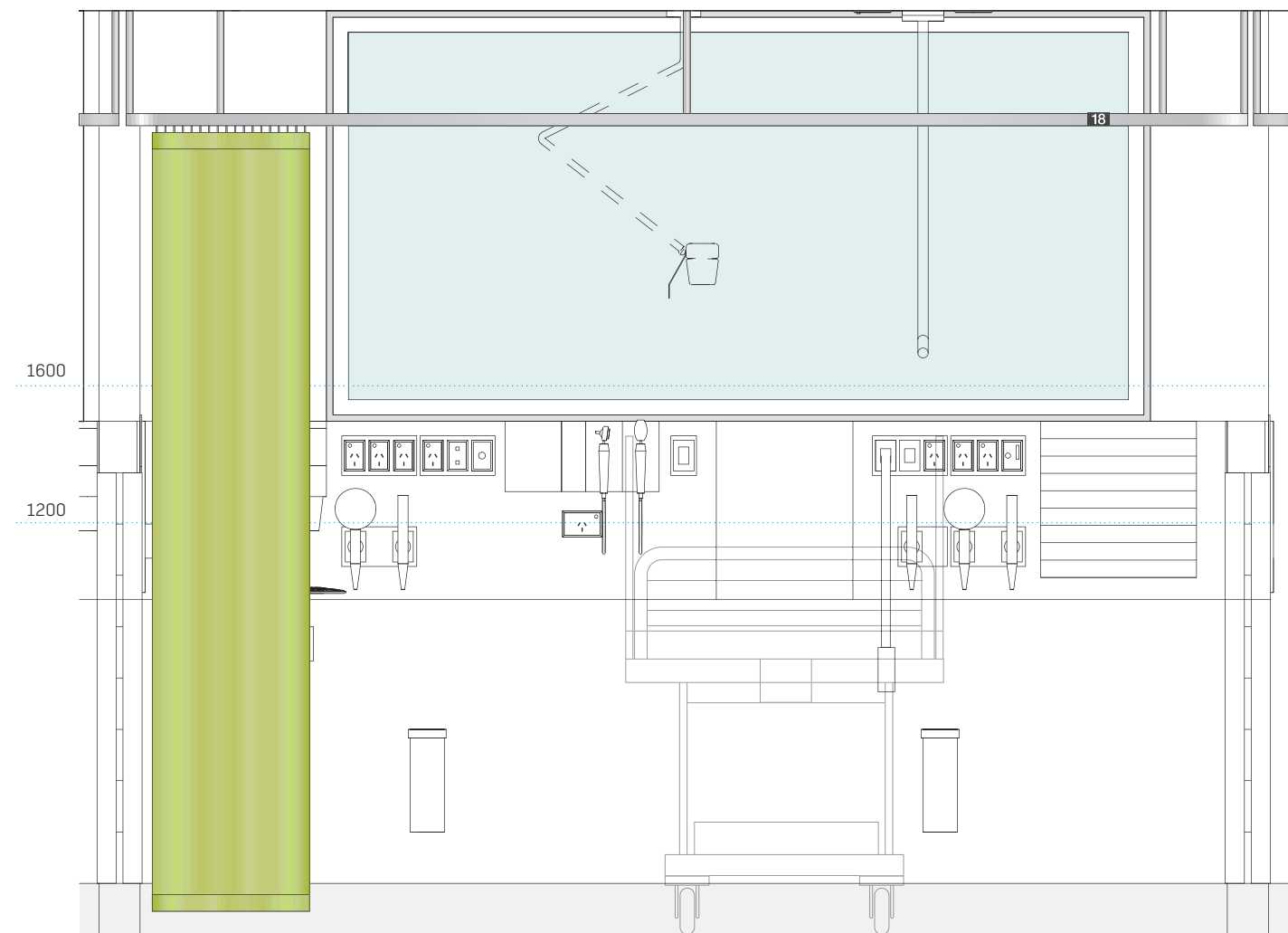
CLIENT	HDR
PROJECT	Sutherland Hospitals Operating Theatres



01 FRONT ELEVATION
BED NUMBER
SCALE 1:1



03 SECTION DETAIL A-A
SCALE 1:1



04 FRONT ELEVATION
SCALE 1:20

IN10.2

CONSTRUCTION DETAILS

- 1 Sign panel to be 65(w) x 40(h) x 1.6(d)mm. 1.6mm thick aluminium panel fixed to curtain rail with VHB tape. Bottom edges to be pencil rounded. Location to be advised by client.
- 2 Computer-cut vinyl graphics (Avery White 900) applied front face of aluminium panel.

COLOUR

Panel = Paint to match Dibond Traffic Black RAL9017.
Type = Avery White 900.

FONT

Helvetica Neue light. XHeight = 30mm.

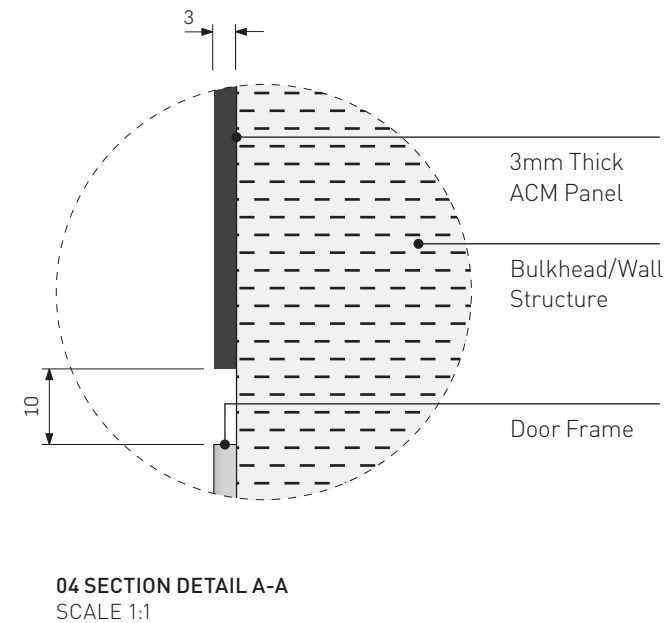
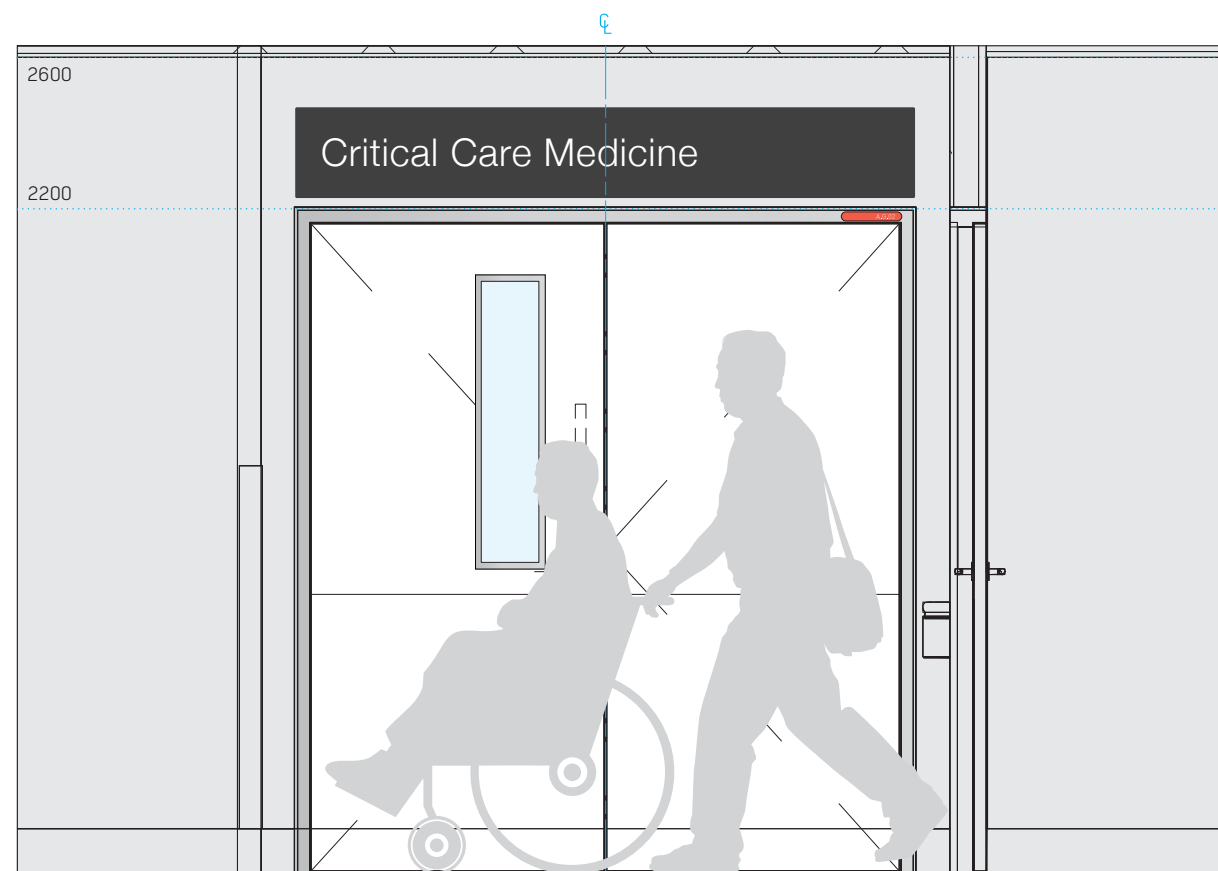
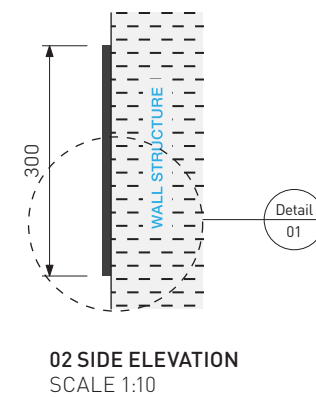
These are intent drawings only. Do not scale or reproduce from drawings. Any variations to specifications & drawings must be authorised prior to change by BrandCulture. They must not be used, reproduced or copied wholly or in part without the written permission of the owners. All dimensions are in mm unless otherwise noted.

ISSUE	FOR	DATE
G	DESIGN DEVELOPMENT	22.01.21

SIGN TYPE	SCALE	DRAWN	CHECKED
IN10.2	AS NOTED	JF	NB

DWG TITLE	Curtain Rail ID
DWG NO.	130

CLIENT	HDR
PROJECT	Sutherland Hospitals Operating Theatres

**CONSTRUCTION DETAILS**

- 1 Sign panel to be 2050(w) x 300(h) x 3(d)mm. 3mm thick ACM Panel Dibond Traffic Black RAL9017 fixed to wall using VHB tape and silkaflex. 2 pack painted finish 10% gloss level to all visible sides. All edges to be pencil rounded.
- 2 Front applied computer cut white vinyl graphics.

COLOUR

Panel match Matt Dibond Traffic Black RAL9017. Type = Avery White 900.

FONT

'Critical Care Medicine'.etc.
Helvetica Neue Light. XHeight = 90mm.

PROTECTIVE COATING

All elements sprayed with clear anti-graffiti UV topcoat, satin finish (10% gloss level).

ENGINEERING

All structural members, fixings and/or footings to be engineered and certified by the contractors engineer.

NOTE

All visible edges and welds to be dressed. All edges painted to match surface. No visible fixings. Panels to be free of distortion or warping when applied to surface.

These are intent drawings only. Do not scale or reproduce from drawings. Any variations to specifications & drawings must be authorised prior to change by BrandCulture. They must not be used, reproduced or copied wholly or in part without the written permission of the owners. All dimensions are in mm unless otherwise noted.

ISSUE	FOR		DATE
G	DESIGN DEVELOPMENT		22.01.21
SIGN TYPE	SCALE	DRAWN	CHECKED
IN13	AS NOTED	JF	NB

DWG TITLE Department ID
DWG NO. 134.1

CLIENT HDR
PROJECT Sutherland Hospitals Operating Theatres

Acute

01 FRONT ELEVATION
IN13.1 ACUTE
SCALE 1:20

Fast Track

01 FRONT ELEVATION
IN13.2 FAST TRACK
SCALE 1:20

Resuscitation

01 FRONT ELEVATION
IN13.3 RESUSCITATION
SCALE 1:20

Paediatrics

01 FRONT ELEVATION
IN13.4 PAEDIATRICS
SCALE 1:20

Critical Care Medicine

01 FRONT ELEVATION
IN13.5 CRITICAL CARE MEDICINE
SCALE 1:20

Operating Theatres

01 FRONT ELEVATION
IN13.6 OPERATING THEATRES
SCALE 1:10

Warada

01 FRONT ELEVATION
IN13.7 WARADA
SCALE 1:10

Emergency Short Stay Unit

01 FRONT ELEVATION
IN13.8 EMERGENCY SHORT STAY UNIT
SCALE 1:10

General Medical Unit

01 FRONT ELEVATION
IN13.9 GENERAL MEDICAL UNIT
SCALE 1:10

Reception

01 FRONT ELEVATION
IN13.10 RECEPTION
SCALE 1:10

Medical Resonance Imaging

01 FRONT ELEVATION
IN13.11 MRI
SCALE 1:20

Content TBC

01 FRONT ELEVATION
IN13.12 TBC
SCALE 1:20

Central Sterile Services


01 FRONT ELEVATION
IN13.13 CENTRAL STERILE SERVICES
SCALE 1:20

Surgical Admissions

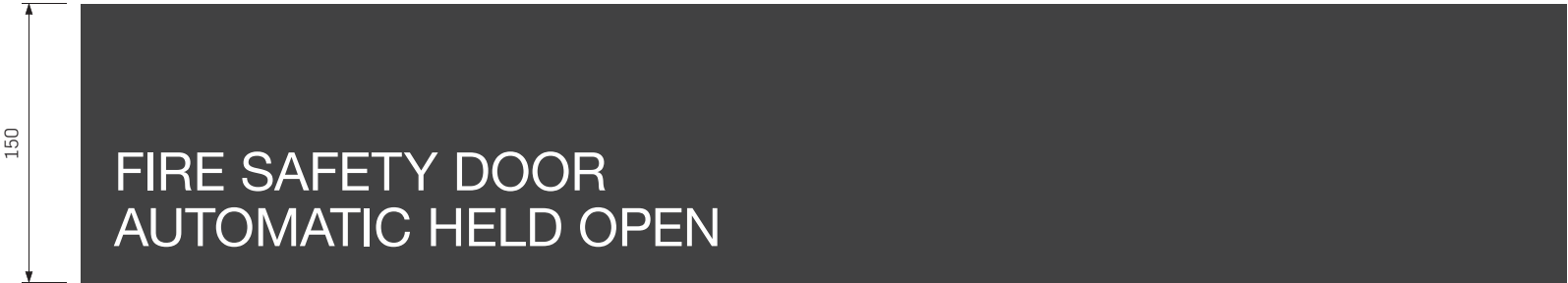
01 FRONT ELEVATION
IN13.14 SURGICAL ADMISSIONS
SCALE 1:20

These are intent drawings only. Do not scale or reproduce from drawings. Any variations to specifications & drawings must be authorised prior to change by BrandCulture. They must not be used, reproduced or copied wholly or in part without the written permission of the owners. All dimensions are in mm unless otherwise noted.

ISSUE	FOR		DATE
G	DESIGN DEVELOPMENT		22.01.21
SIGN TYPE	SCALE	DRAWN	CHECKED
N13	AS NOTED	JF	NB
DWG TITLE	Department ID		
DWG NO.	134.2		
CLIENT	HDR		
PROJECT	Sutherland Hospitals Operating Theatres		




SD01.1 FRONT ELEVATION
SCALE 1:4



SD01.2 FRONT ELEVATION
SCALE 1:4



SD01.3 FRONT ELEVATION
SCALE 1:4



SD01.4 FRONT ELEVATION
SCALE 1:4

- SD01.1
- SD01.2
- SD01.3
- SD01.4

CONSTRUCTION DETAILS

- 1
- Sign panel to be 800(w) x 150(h) x 1.6(d)mm. 1.6mm thick aluminium panel fixed to door using Sikaflex & VHB tape. 2 pack painted finish 10% gloss level to all visible sides.
- 2
- Computer-cut vinyl graphics (Avery White 900) applied to panel. All panels sprayed with clear anti-graffiti UV topcoat, satin finish (10% gloss level) to all visible sides.
3.
- Digital print Offences section and apply prior to clear coating. Background colour to wrap edges.

COLOUR

Panel = to match Dibond Traffic Black RAL9017.
Paint = Resene Red Hot R46-147-033.
Paint = Homebush Yellow Y26.
Vinyl = Avery White 900.
Vinyl = Avery Black 901.

FONT

Helvetica Neue regular. XHeight = Various mm

PROTECTIVE COATING

All elements sprayed with clear anti-graffiti UV topcoat, satin finish (10% gloss level).

NOTE: Refer to architectural packages for statutory signage schedules and locations.

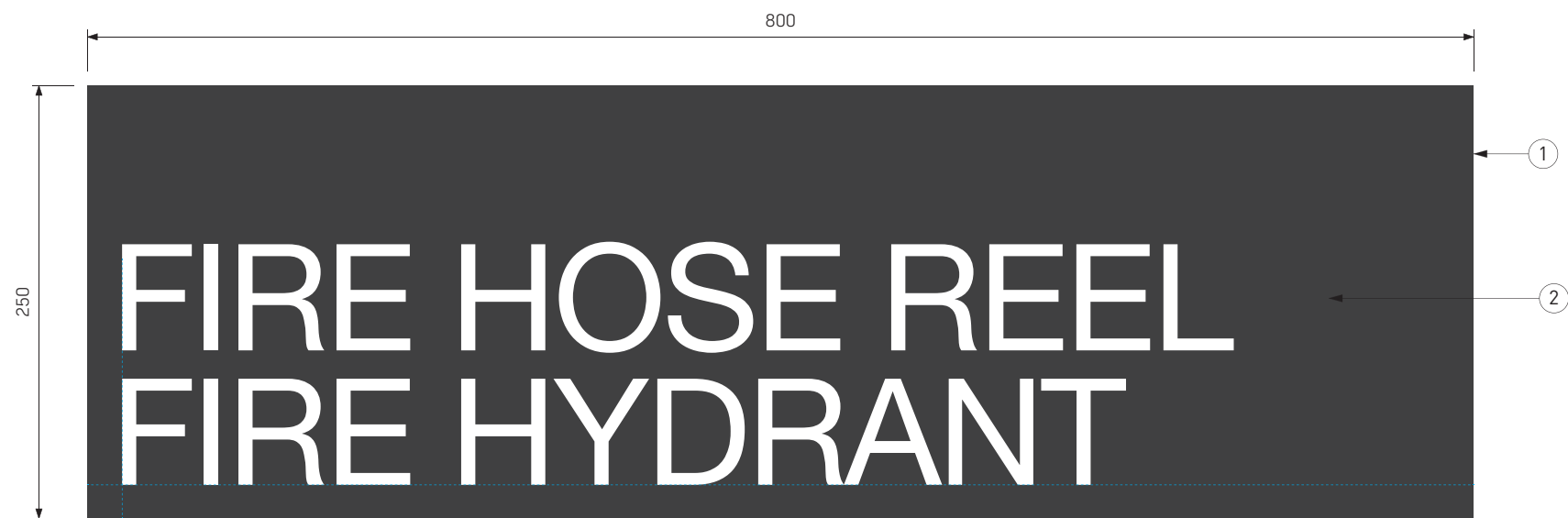
These are intent drawings only. Do not scale or reproduce from drawings. Any variations to specifications & drawings must be authorised prior to change by BrandCulture. They must not be used, reproduced or copied wholly or in part without the written permission of the owners. All dimensions are in mm unless otherwise noted.

ISSUE	FOR	DATE
G	DESIGN DEVELOPMENT	22.01.21


SIGN TYPE	SCALE	DRAWN	CHECKED
ST	AS NOTED	JF	NB

DWG TITLE	Statutory Signage
DWG NO.	136

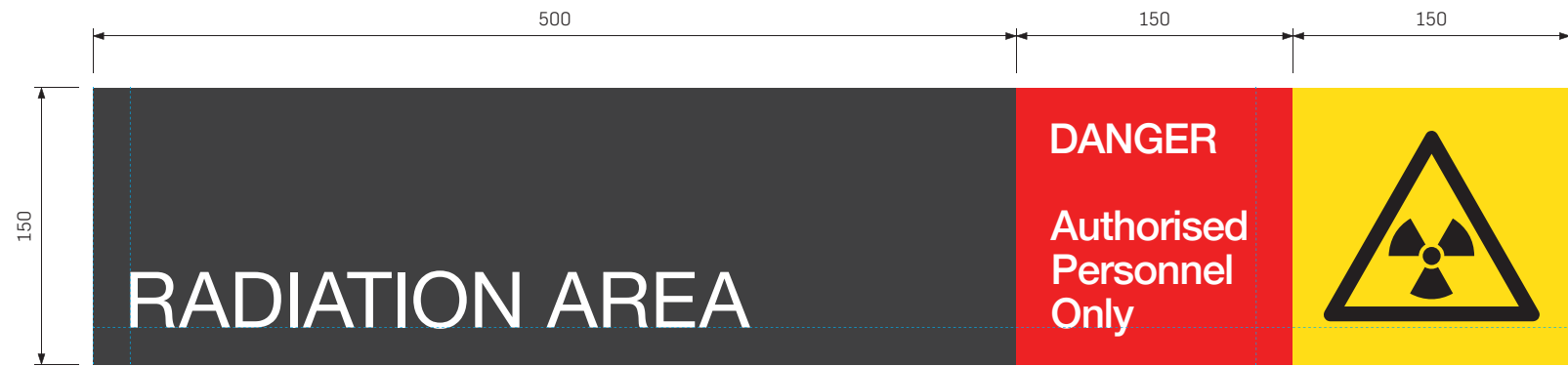
CLIENT	HDR
PROJECT	Sutherland Hospitals Operating Theatres



SD01.5 FRONT ELEVATION
SCALE 1:4



SD01.6 FRONT ELEVATION
SCALE 1:4



SD01.7 FRONT ELEVATION
SCALE 1:4



SD01.8 FRONT ELEVATION
SCALE 1:4

SD01.5 SD01.6 SD01.7

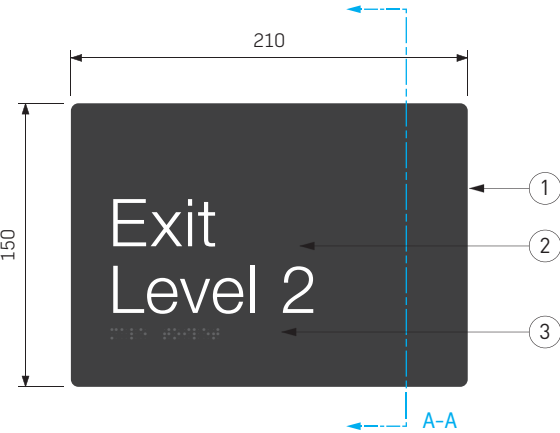
NOTE: Refer to architectural packages for statutory signage schedules and locations.

These are intent drawings only. Do not scale or reproduce from drawings. Any variations to specifications & drawings must be authorised prior to change by BrandCulture. They must not be used, reproduced or copied wholly or in part without the written permission of the owners. All dimensions are in mm unless otherwise noted.

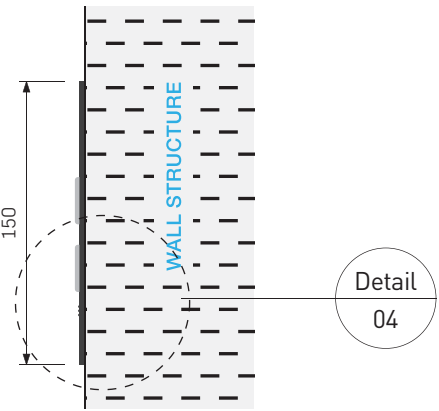
ISSUE	FOR		DATE
G	DESIGN DEVELOPMENT		22.01.21
SIGN TYPE	SCALE	DRAWN	CHECKED
ST	AS NOTED	JF	NB

DWG TITLE Statutory Signage
DWG NO. 137

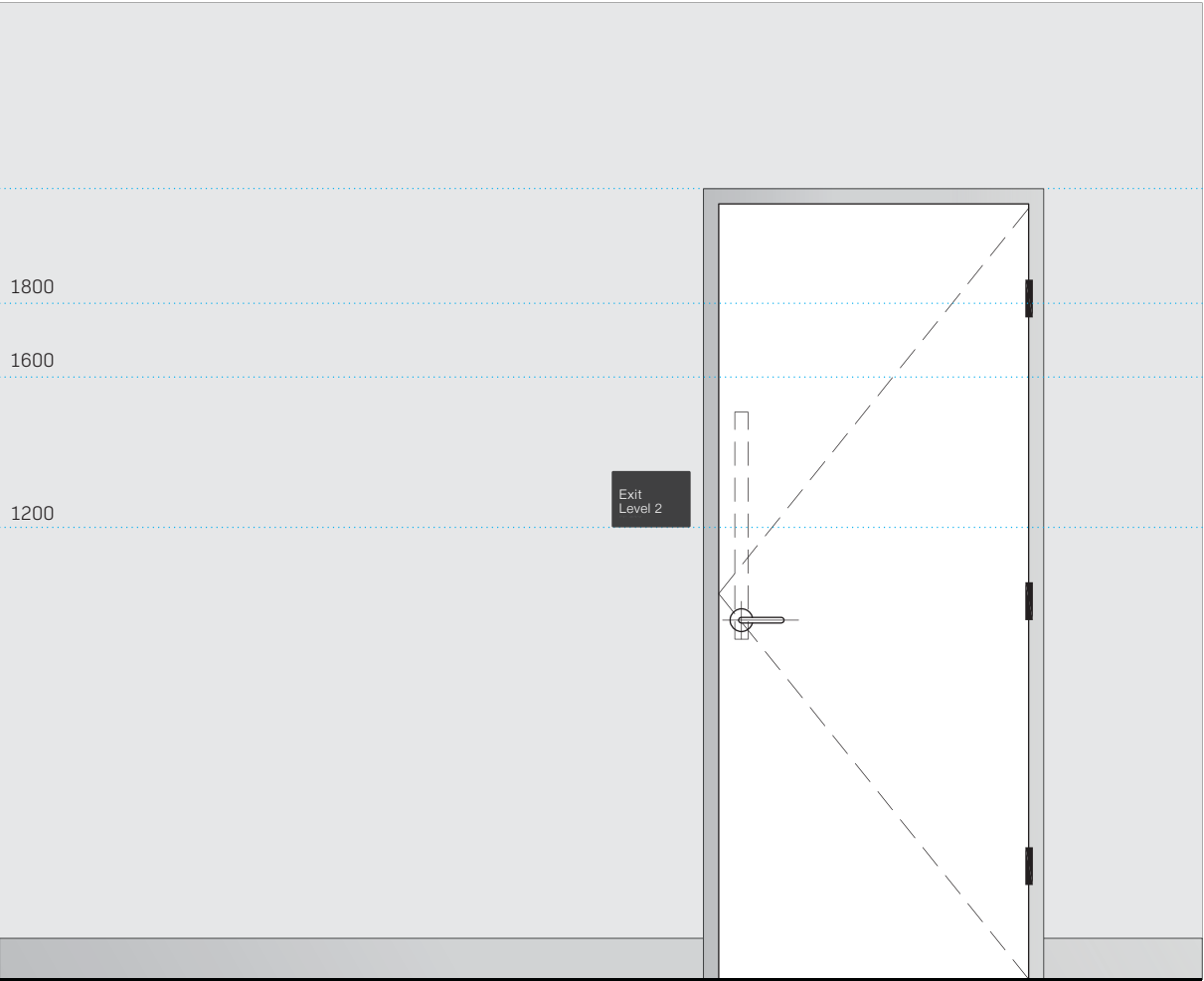
CLIENT HDR
PROJECT Sutherland Hospitals Operating Theatres



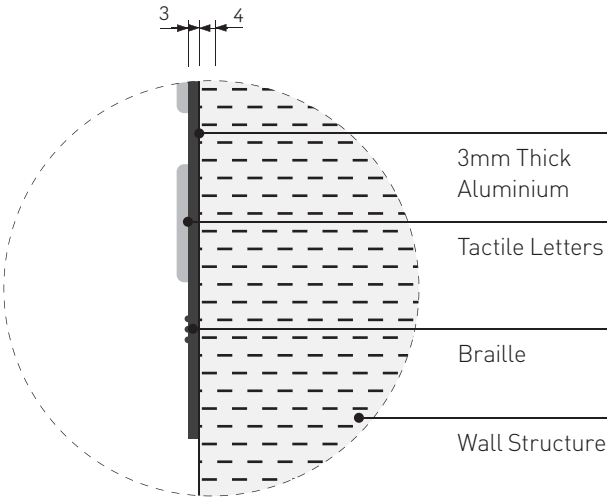
01 FRONT ELEVATION
EXIT TACTILE SIGN
SCALE 1:4



02 SIDE ELEVATION
SCALE 1:4



04 FRONT ELEVATION
SCALE 1:20



03 SECTION DETAIL A-A
SCALE 1:2

CONSTRUCTION DETAILS

- 1 Sign panel to be 210(w) x 150(h) x 3(d)mm.
Raised tactile and Braille sign panel on a 3mm thick aluminium panel fixed to wall using VHB tape. 2 pack painted finish 10% gloss level to all visible sides.
All edges to be pencil rounded.
- 2 1(h)mm raised tactile graphics and letters.
- 3 Grade 1 Braille to BCA and AS1428.1 requirements, located 8mm below letters. Colour of Braille painted 2 pack to match backing panel. All Braille is indicative only.

COLOUR

Panels = to match Dibond Traffic Black RAL9017.
Graphics & Type = White.
Access Symbol = Match Pantone 2975

FONT

Helvetica Neue light. XHeight = 25mm
Braille (Grade 1 UBEC). Height = 6mm

PROTECTIVE COATING

All elements sprayed with clear anti-graffiti UV topcoat, satin finish (10% gloss level).

TACTILE AND BRAILLE SIGNS

Tactile and Braille signs must comply with the BCA Specification D3.6. Braille must be grade 1 Braille (uncontracted) in accordance with the Australian Braille Authority. It is the responsibility of the contractor to ensure that all Braille is accurately translated and formatted for nonstandard messages.


These are intent drawings only. Do not scale or reproduce from drawings. Any variations to specifications & drawings must be authorised prior to change by BrandCulture. They must not be used, reproduced or copied wholly or in part without the written permission of the owners. All dimensions are in mm unless otherwise noted.

ISSUE	FOR	DATE
G	DESIGN DEVELOPMENT	22.01.21

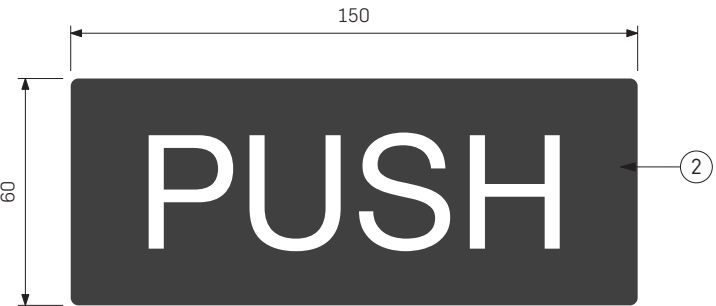
SIGN TYPE	SCALE	DRAWN	CHECKED
EXTC	AS NOTED	JF	NB

DWG TITLE	Exit Tactile
DWG NO.	138

CLIENT	HDR
PROJECT	Sutherland Hospitals Operating Theatres



01 FRONT ELEVATION
PUSH / PULL SIGNAGE - GLASS DOOR
SCALE 1:2



03 FRONT ELEVATION
PUSH / PULL SIGNAGE - SOLID DOOR
SCALE 1:2

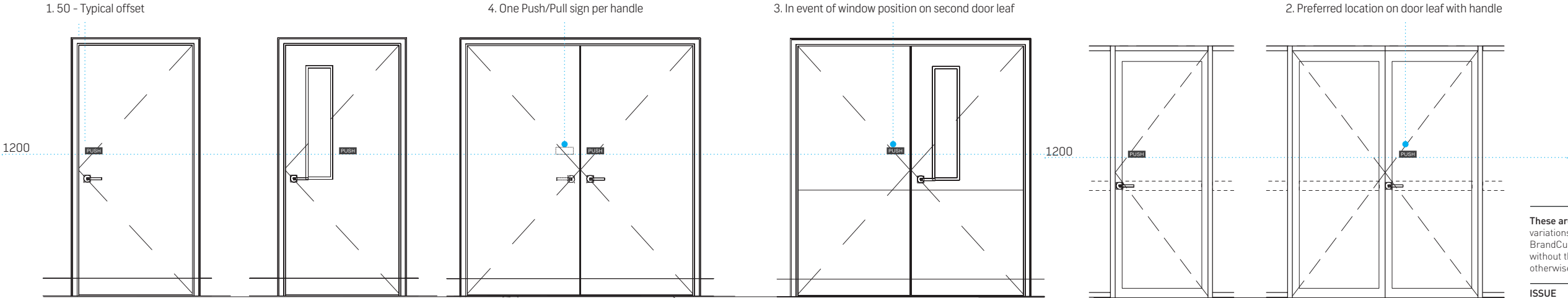


02 REAR ELEVATION
PUSH / PULL SIGNAGE - GLASS DOOR
SCALE 1:2



04 FRONT ELEVATION
PUSH / PULL SIGNAGE - SOLID DOOR
SCALE 1:2

- CONSTRUCTION DETAILS**
- Digitally printed vinyl. Profile cut and applied to glass door.
 - White vinyl text on 1.6mm thick aluminium panel fixed to door using VHB tape. 2 pack painted finish 10% gloss level to all visible sides. Clear coated.
- COLOUR**
Panels = to match Dibond Traffic Black RAL9017.
Graphics & Type = White.
Access Symbol = Match Pantone 2975
- FONT**
Helvetica Neue light. XHeight = 30mm
- PROTECTIVE COATING**
All elements sprayed with clear anti-graffiti UV topcoat, satin finish (10% gloss level).

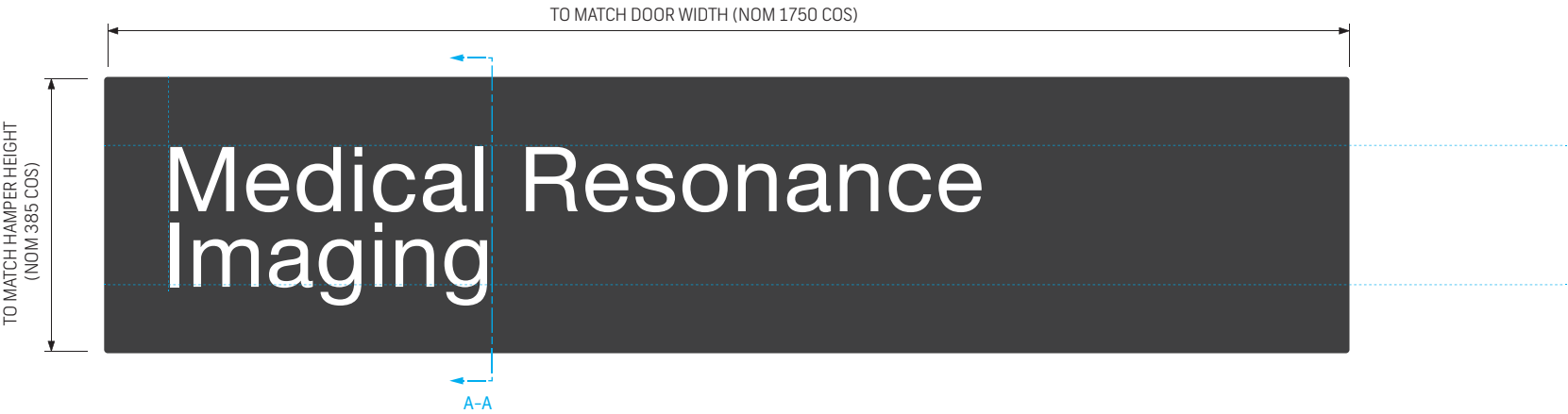


05 FRONT ELEVATION - TYPICAL SOLID DOOR
SCALE 1:40

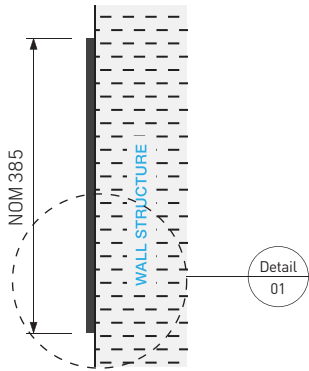
06FRONT ELEVATION - TYPICAL GLASS DOOR
SCALE 1:40

These are intent drawings only. Do not scale or reproduce from drawings. Any variations to specifications & drawings must be authorised prior to change by BrandCulture. They must not be used, reproduced or copied wholly or in part without the written permission of the owners. All dimensions are in mm unless otherwise noted.

ISSUE	FOR	DATE	
G	DESIGN DEVELOPMENT	22.01.21	
SIGN TYPE	SCALE	DRAWN	CHECKED
P	AS NOTED	JF	NB
DWG TITLE Push / Pull			
DWG NO. 139			
CLIENT HDR			
PROJECT Sutherland Hospitals Operating Theatres			



01 FRONT ELEVATION
SCALE 1:10



02 SIDE ELEVATION
SCALE 1:10

- CONSTRUCTION DETAILS**
- 1 Sign panel to be nom 1750(w) x 385(h) x 3(d)mm. 3mm thick ACM Panel Dibond Traffic Black RAL9017 fixed to wall using VHB tape and silkaflex. 2 pack painted finish 10% gloss level to all visible sides. All edges to be pencil rounded.

- 2 Front applied computer cut white vinyl graphics.

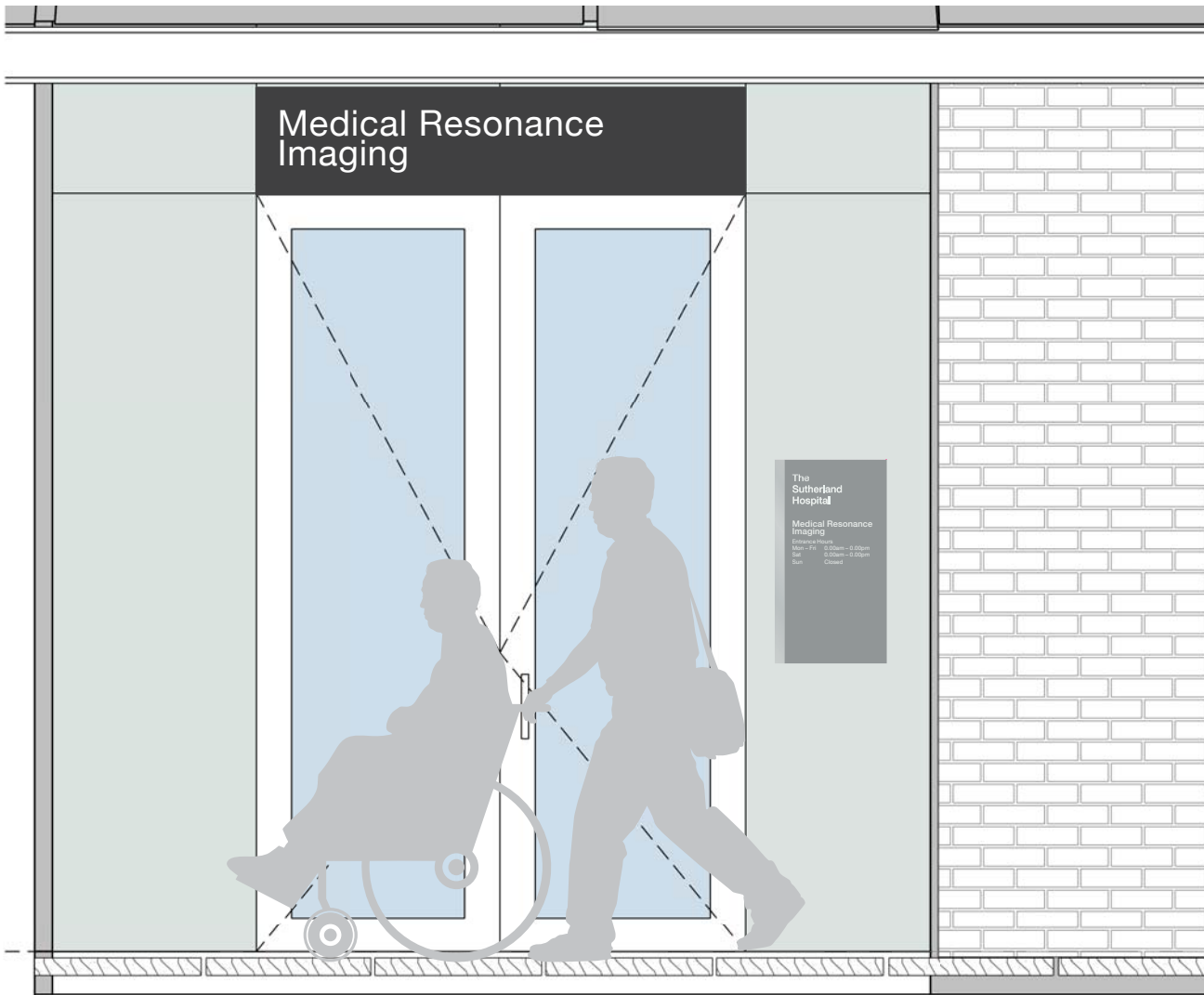
COLOUR
Panel match Matt Dibond Traffic Black RAL9017.
Type = Avery White 900.

FONT
Helvetica Neue Regular. XHeight = 90mm.

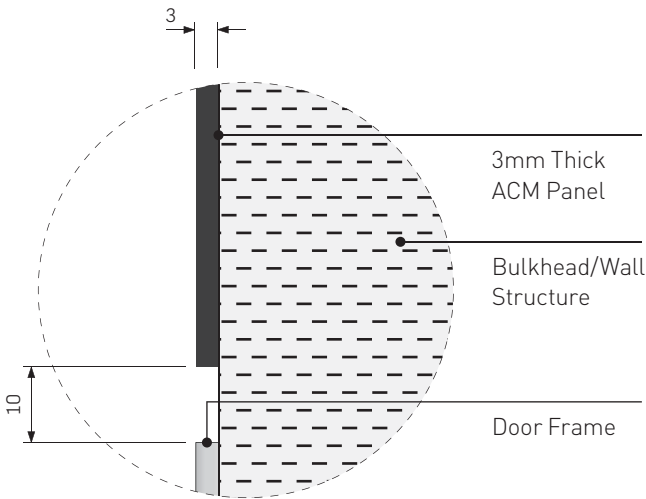
PROTECTIVE COATING
All elements sprayed with clear anti-graffiti UV topcoat, satin finish (10% gloss level).

ENGINEERING
All structural members, fixings and/or footings to be engineered and certified by the contractors engineer.

NOTE
All visible edges and welds to be dressed. All edges painted to match surface. No visible fixings. Panels to be free of distortion or warping when applied to surface.



03 FRONT ELEVATION
SCALE 1:25



04 SECTION DETAIL A-A
SCALE 1:1

These are intent drawings only. Do not scale or reproduce from drawings. Any variations to specifications & drawings must be authorised prior to change by BrandCulture. They must not be used, reproduced or copied wholly or in part without the written permission of the owners. All dimensions are in mm unless otherwise noted.

ISSUE	FOR	DATE
G	DESIGN DEVELOPMENT	22.01.21

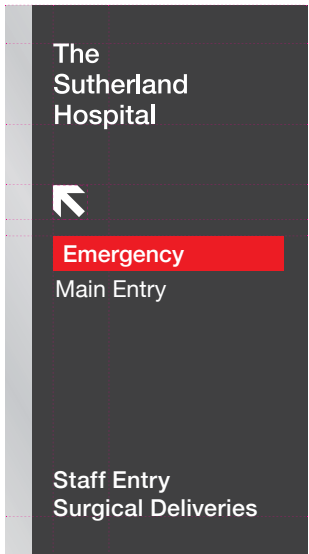
SIGN TYPE	SCALE	DRAWN	CHECKED
EX51	AS NOTED	JF	NB

DWG TITLE	External Entry ID
DWG NO.	140

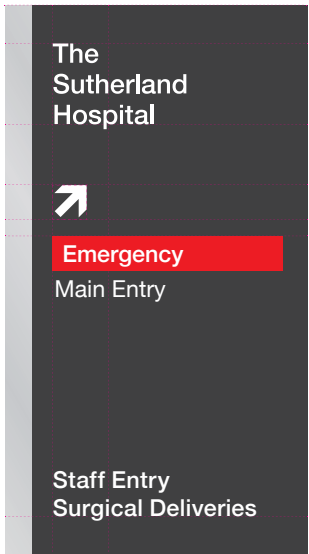
CLIENT	HDR
PROJECT	Sutherland Hospitals Operating Theatres



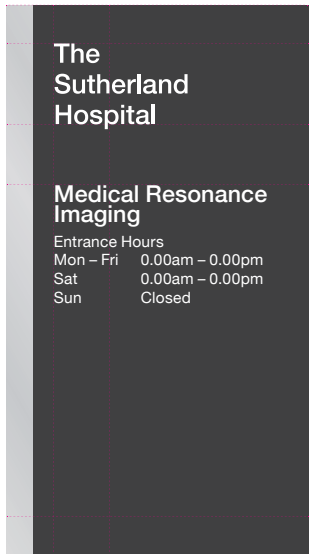
01 FRONT ELEVATION
SCALE 1:5



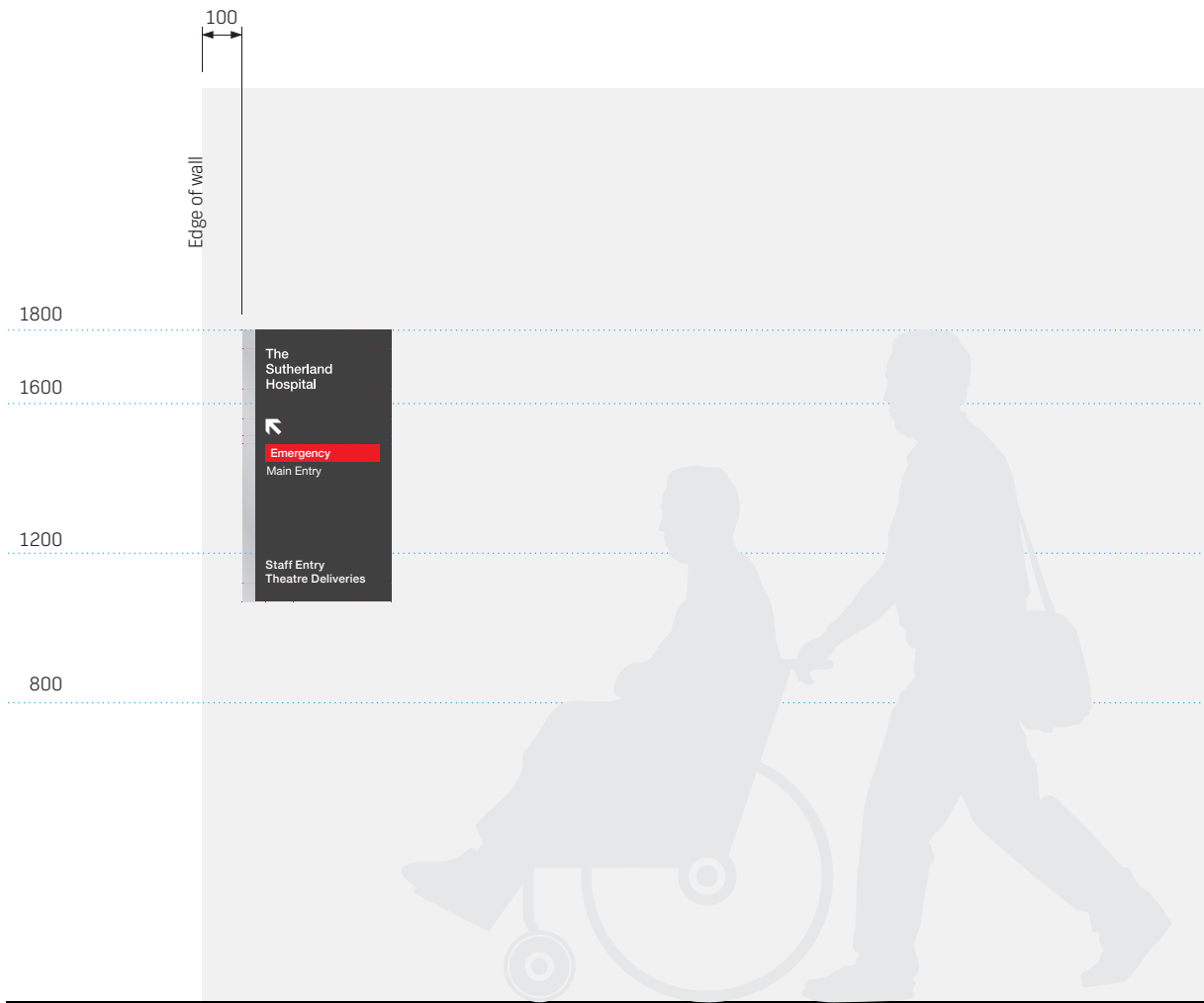
EX52.1
SCALE 1:10



EX52.2
SCALE 1:10



EX52.3
SCALE 1:10



02 FRONT ELEVATION
SCALE 1:20

- CONSTRUCTION DETAILS**
- 1 Sign panel to be 365(w) x 725(h) x 3(d)mm. 3mm thick aluminium wall panel. Mechanically mount sign panel to 75x50x25mm RHS anodised aluminium frame 400(w) x 725(h) x 25(d)mm-panel to be free of distortion when applied to frame to wall. No visible fixings.
 - 2 Applied front vinyl graphics.
- COLOUR**
Panel = to match Dibond Traffic Black RAL9017.
Graphics = Avery White 900, Avery Signal Red 925
- FONT**
Helvetica Neue Medium.
- PROTECTIVE COATING**
All elements sprayed with clear anti-graffiti UV topcoat, satin finish (10% gloss level).
- ENGINEERING**
All structural members, fixings and/or footings to be engineered and certified by the contractors engineer.

These are intent drawings only. Do not scale or reproduce from drawings. Any variations to specifications & drawings must be authorised prior to change by BrandCulture. They must not be used, reproduced or copied wholly or in part without the written permission of the owners. All dimensions are in mm unless otherwise noted.

ISSUE	FOR	DATE
G	DESIGN DEVELOPMENT	22.01.21

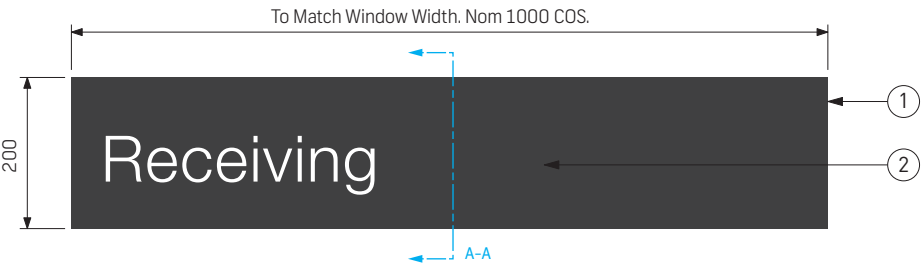
SIGN TYPE	SCALE	DRAWN	CHECKED
EX52	AS NOTED	JF	NB

DWG TITLE External Entry Notice
DWG NO. 141

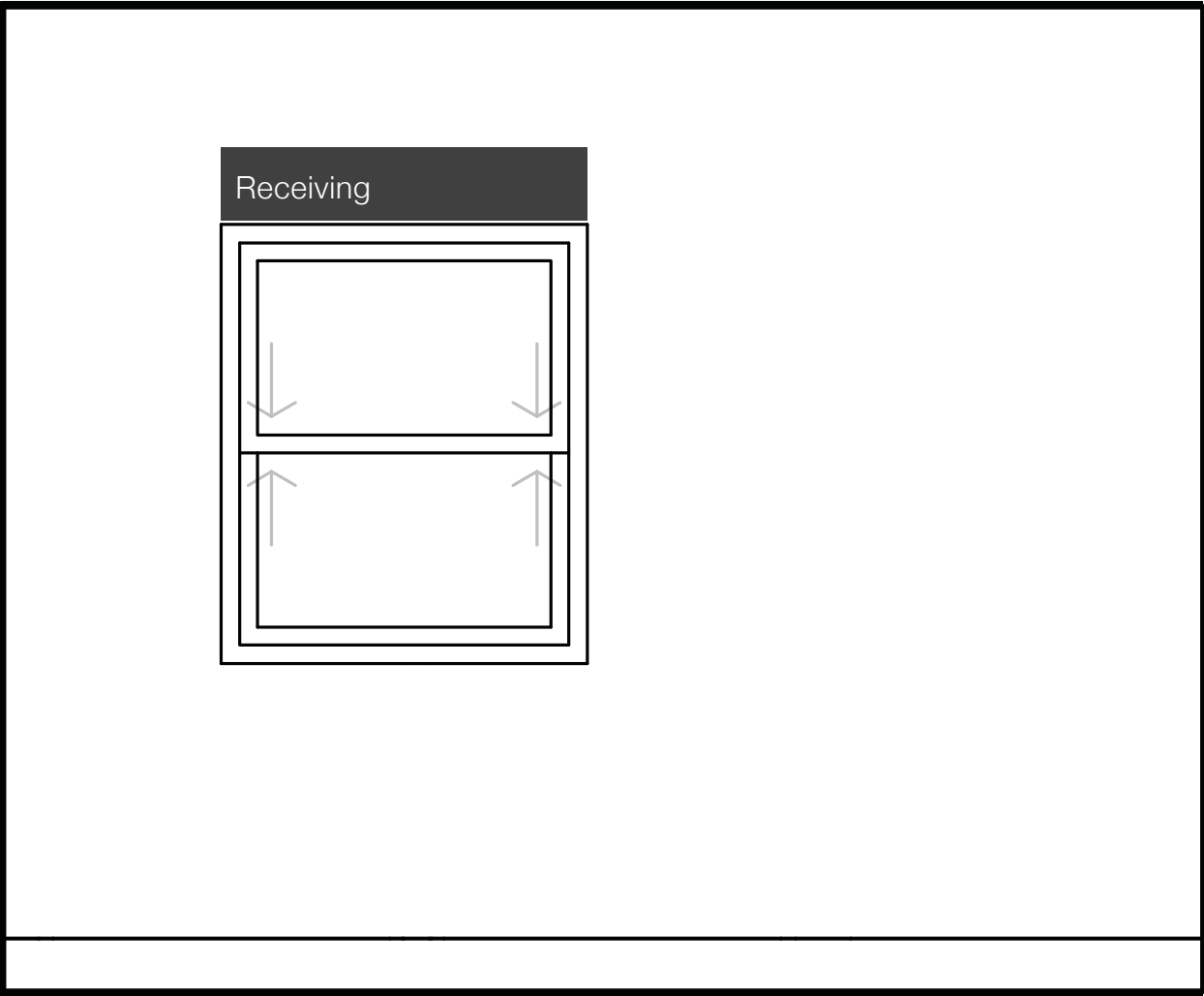
CLIENT HDR
PROJECT Sutherland Hospitals Operating Theatres

Dispatch

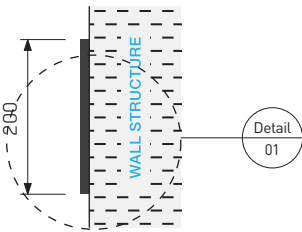
01 FRONT ELEVATION
IN15.2 - WINDOW ID DISPATCH
SCALE 1:10



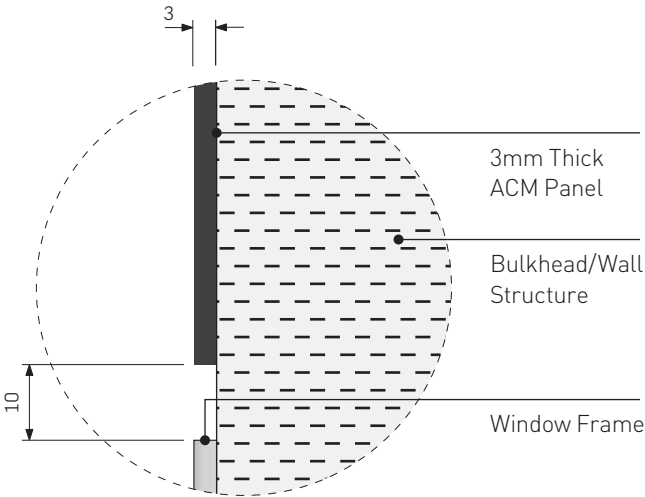
01 FRONT ELEVATION
IN15.1 - WINDOW ID RECEIVING
SCALE 1:10



04 FRONT ELEVATION
IN15 - WINDOW ID
SCALE 1:20



02 SIDE ELEVATION
SCALE 1:10



03 SECTION DETAIL A-A
SCALE 1:1

- CONSTRUCTION DETAILS**
- 1 Sign panel to be 700(w) x 300(h) x 3(d)mm.
3mm thick Forex® black foam pvc sheet fixed to wall using VHB tape and silkaflex. 2 pack painted finish 10% gloss level to all visible sides. NB: May require trimming (top edge only) onsite to fit bulkhead. Touch up if required.
 - 2 Front applied computer cut white vinyl graphics.

COLOUR
Panel = match Matt Dibond Traffic Black RAL9017.
Type = Avery White 900.

FONT
Helvetica Neue light. XHeight = 60mm.

PROTECTIVE COATING
All elements sprayed with clear anti-graffiti UV topcoat, satin finish (10% gloss level).

ENGINEERING
All structural members, fixings and/or footings to be engineered and certified by the contractors engineer.

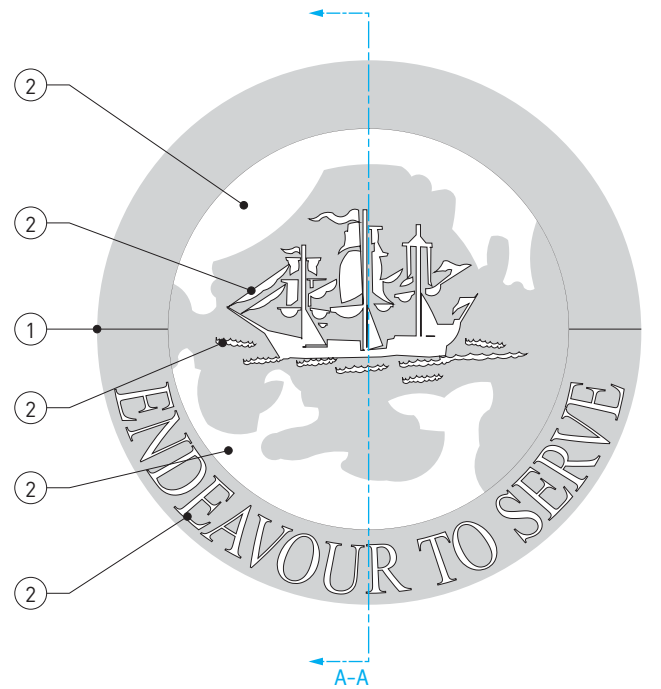
These are intent drawings only. Do not scale or reproduce from drawings. Any variations to specifications & drawings must be authorised prior to change by BrandCulture. They must not be used, reproduced or copied wholly or in part without the written permission of the owners. All dimensions are in mm unless otherwise noted.

ISSUE	FOR	DATE
G	DESIGN DEVELOPMENT	22.01.21

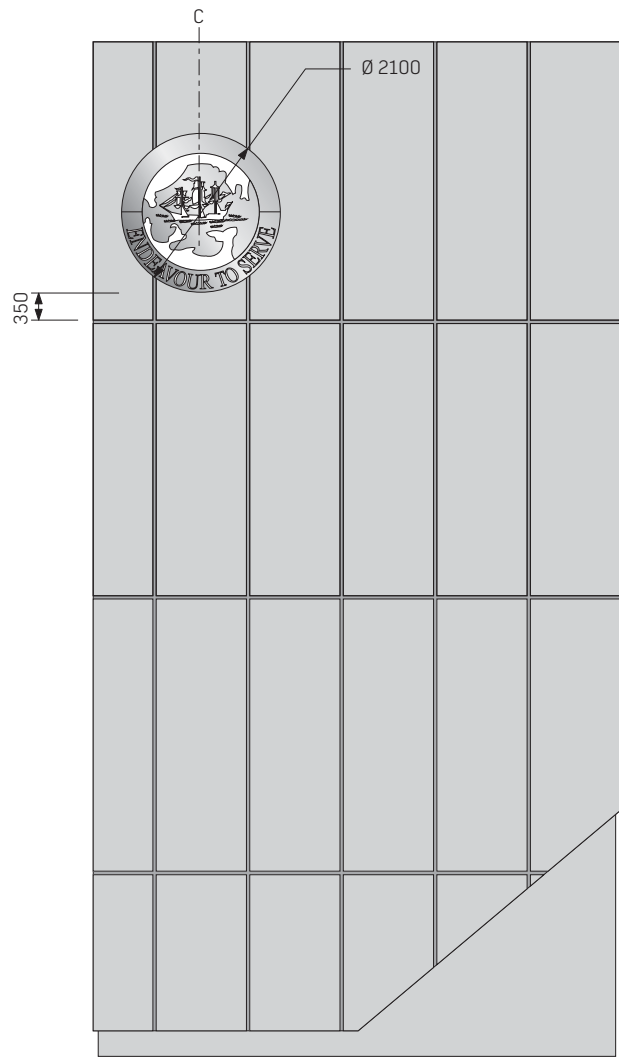
SIGN TYPE	SCALE	DRAWN	CHECKED
IN15	AS NOTED	JF	NB

DWG TITLE	Window ID
DWG NO.	142

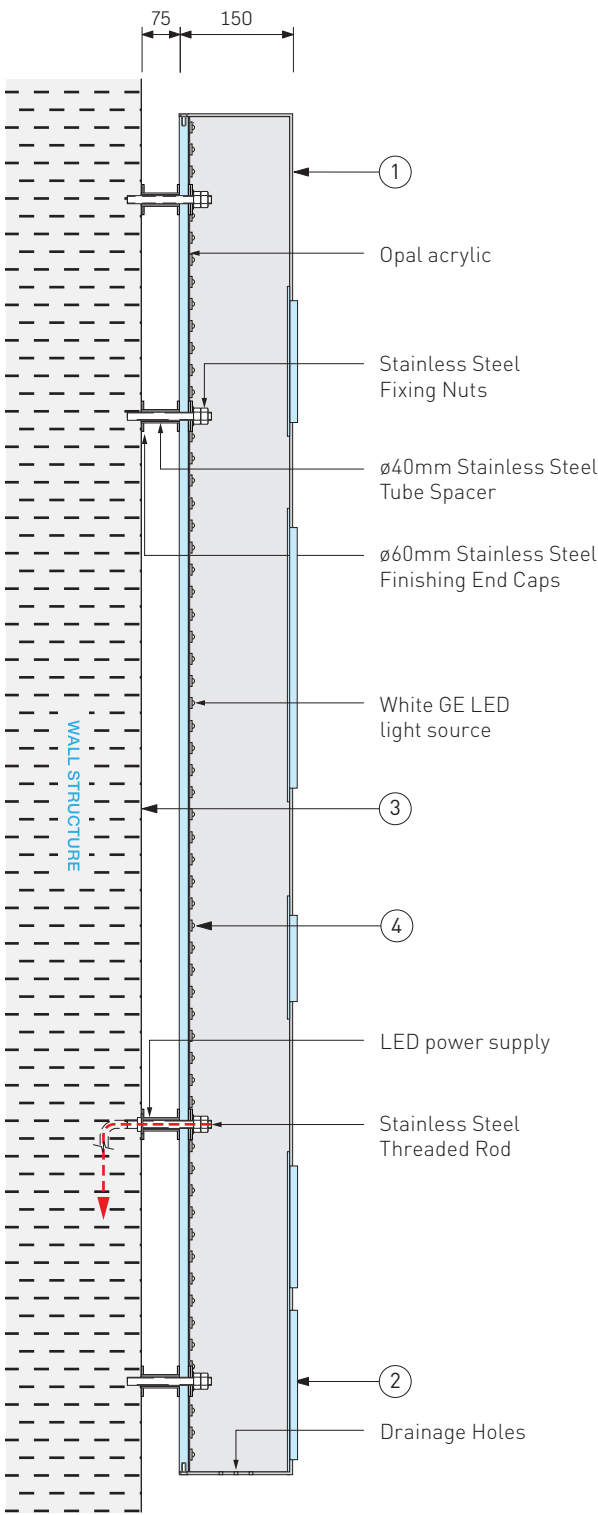
CLIENT	HDR
PROJECT	Sutherland Hospitals Operating Theatres



01 FRONT ELEVATION
NTS



02 FRONT ELEVATION
NORTH ELEVATION
SCALE 1:100



03 DETAIL SECTION A-A
NTS

CONSTRUCTION DETAILS

- 1 5375(w)x1920(h)x150(d)mm. Fabricated 3mm thick 316 grade stainless steel (linish finish) channel logo 150(d)mm. Internally Illuminated – backlit halo LED individual letters and ship. (Refer to illumination details for reference). Internal surfaces to be sprayed 2-pack gloss white to enhance Illumination. Logo to have a 12mm opal acrylic backing which sits flush with back of channel logo. Pinned fixed 50mm off concrete fascia using 316 Grade SS fixtures, 316 Grade SS tube spaces & letter lock fastening system. All internal fixings. All visible edges to be dressed and weather sealed. Conduit to transformer located behind concrete fascia. Allow drainage holes at base of logo.
- 2 Precision intracut 10mm thick opal acrylic lasercut letters (polished edges) thru SS. Internally illuminated with white GE LED light source mounted to centre panel of frame (IP65 rated). Lighting controller system to be co-ordinated with Sutherland Hospital operational system. Sufficient LED to provide even and non-banded illumination. LED power supply via conduit.
- 3 Aluminium logo to be pin fixed 75mm off facade using 316 grade SS fixtures and ø40mm sleeves. All consealed fixings. Smooth and dress edges.

ILLUMINATION DETAILS

Aluminium Letters internally lit with white GE LED light modules mounted to opal acrylic backing. (IP65 rated) Lighting controller system to be co-ordinated with Sutherland hospital operational system. Sufficient LED to provide even and non-banded illumination. LED power supply via conduit.

COLOUR

Letters = 316 Grade SS.

PROTECTIVE COATING

All elements sprayed with clear anti-graffiti UV topcoat, satin finish (10% gloss level).

ENGINEERING

All structural members, fixings and/or footings to be engineered and certified by the contractors engineer.

These are intent drawings only. Do not scale or reproduce from drawings. Any variations to specifications & drawings must be authorised prior to change by BrandCulture. They must not be used, reproduced or copied wholly or in part without the written permission of the owners. All dimensions are in mm unless otherwise noted.

ISSUE	FOR	DATE
G	DESIGN DEVELOPMENT	22.01.21

SIGN TYPE	SCALE	DRAWN	CHECKED
EX04C	AS NOTED	JF	NB

DWG TITLE	Hospital Crest
DWG NO.	143

CLIENT	HDR
PROJECT	Sutherland Hospitals Operating Theatres

GRAPHIC STANDARDS

TYPOGRAPHY

PRIMARY FONT

HELVETICA NEUE MEDIUM

Neue Helvetica is a reworking of the typeface with a more structurally unified set of heights and widths. It was developed at D. Stempel AG, Linotype’s daughter company. The studio manager was Wolfgang Schimpf, and his assistant was Reinhard Haus; the manager of the project was René Kerfante. Erik Spiekermann was the design consultant and designed the literature for the launch in 1983. Other changes include improved legibility, heavier punctuation marks, and increased spacing in the numbers.

SUPPORTING FONTS

HELVETICA NEUE REGULAR
SIMBRAILLE

Braille signs must comply with the BCA Specification D3.6. Braille must be grade 1 Braille (uncontracted) in accordance with the Australian Braille Authority. It is the responsibility of the contractor to ensure that all Braille is accurately translated and formatted for nonstandard messages.

CHARACTER SET

A B C D E F G H I J K L M N O P Q R S T U V W X Y Z
a b c d e f g h i j k l m n o p q r s t u v w x y z
0 1 2 3 4 5 6 7 8 9

CHARACTER SET

A B C D E F G H I J K L M N O P Q R S T U V W X Y Z
a b c d e f g h i j k l m n o p q r s t u v w x y z
0 1 2 3 4 5 6 7 8 9

CHARACTER SET
























⠠ ⠡ ⠢ ⠣ ⠤ ⠥ ⠦ ⠧ ⠨ ⠩ ⠪ ⠫ ⠬ ⠭ ⠮ ⠯ ⠰ ⠱ ⠲ ⠳ ⠴ ⠵ ⠶ ⠷ ⠸ ⠹
⠺ ⠻ ⠼ ⠽ ⠾ ⠿ ⠀ ⠁ ⠂ ⠃ ⠄ ⠅ ⠆ ⠇ ⠈ ⠉ ⠊ ⠋ ⠌ ⠍ ⠎ ⠏ ⠑ ⠒ ⠓ ⠔ ⠕
⠖ ⠗ ⠘ ⠙ ⠚ ⠛ ⠜ ⠝ ⠞ ⠟

ARROWS & PICTOGRAMS

ARROWS



PICTOGRAMS

									
Parking [PAR]	Accessible [PWD]	Emergency [EME]	Fire Extingisher [FIR]	Fire Hose Reel [FHR]	Biological Material [BIO]	Electric [ELE]	Ionising Radiation [ION]	Laser In Use [LIU]	Corrosive Substance [COR]
									
Toilets (Separate) [UND]	Unisex Toilet [UNI]	Female Toilet [FEM]	Male Toilet [MAL]	Ambulant Male [AMM]	Ambulant Female [AMF]	Parents Room [PAR]	Information [INF]	Lift [LIF]	Shower [SHW]
									
Drop Off Zone [DOZ]	Taxi Zone [TAX]	Loading Zone [LOZ]	Stairs [STA]	Telephone [TEL]	No Entry [NOE]	CCTV [CCT]	No Parking [NOP]	No Smoking [NOS]	No Alcohol [NOA]

MESSAGING SCHEDULE

CLIENT: HDR
PROJECT: SUTHERLAND HOSPITAL OPERATING
THEATRES

DATE: 22.01.2021
JOB NUMBER: 20.384
ISSUE: A
DESIGNER: ED
CHECKED: NB

brandculture™

MESSAGING SCHEDULE

SIGNTYPE NO.	SIGNTYPE	LEVEL	SIDE 1 MESSAGES	SIDE 2 MESSAGES	NOTES
EXTERNAL					EX
EX04C	Hospital crest	4	Hospital Crest		Power required to location.
EX51	External Entry ID	G	Medical Resonance Imaging		
EX52.1	External Entry Notice	G	(UL) Emergency Main Entry Staff Entry Surgical Deliveries		
EX52.2	External Entry Notice	G	(UR) Emergency Main Entry Staff Entry Surgical Deliveries		
EX52.3	External Entry Notice	G	Medical Resonance Imaging Entrance Hours Mon – Fri 0.00am – 0.00pm Sat 0.00am – 0.00pm Sun Closed	Hours required	

INTERNAL					IN
IN01.2	Lift Directory	2	Level 4 Central Sterile Services Level 3 General Medical Unit Warada High Dependency Unit Intensive Care Operating Theatres Level 2 Exit to Ambulance Bays Exit to Car Park 3		
IN01.2	Lift Directory	3	Level 4 Central Sterile Services Level 3 General Medical Unit Warada High Dependency Unit Intensive Care Operating Theatres Level 2 Exit to Ambulance Bays Exit to Car Park 3		
IN01.2	Lift Directory	4	Level 4 Central Sterile Services Level 3 General Medical Unit Warada High Dependency Unit Intensive Care Operating Theatres Level 2 Exit to Ambulance Bays Exit to Car Park 3		
IN01B	Lift Level Number	2	2		
IN01B	Lift Level Number	3	3		
IN01B	Lift Level Number	4	4		
IN01C.1	Clean / Dirty Lift Directory	3	3 Dirty Lift Level 4 Central Sterile Services Level 3 Operating Theatres		
IN01C.2	Clean / Dirty Lift Directory	3	3 Clean Lift Level 4 Central Sterile Services Level 3 Operating Theatres		
IN01C.3	Clean / Dirty Lift Directory	4	4 Dirty Lift Level 4 Central Sterile Services Level 3 Operating Theatres		
IN01C.4	Clean / Dirty Lift Directory	4	4 Clean Lift Level 4 Central Sterile Services Level 3 Operating Theatres		
IN02.1	Directional Suspended	2	Refer to location plans.		
IN02.31	Directional Suspended	3	Refer to location plans.		
IN02.32	Directional Suspended	3	Refer to location plans.		
IN02.33	Directional Suspended	3	Refer to location plans.		
IN02.34	Directional Suspended	3	Refer to location plans.		

CLIENT: HDR
PROJECT: SUTHERLAND HOSPITAL OPERATING
THEATRES

DATE: 22.01.2021
JOB NUMBER: 20.384
ISSUE: A
DESIGNER: ED
CHECKED: NB



MESSAGING SCHEDULE

SIGNTYPE NO.	SIGNTYPE	LEVEL	SIDE 1 MESSAGES	SIDE 2 MESSAGES	NOTES
IN02.35	Directional Suspended	3	Refer to location plans.		
IN02.36	Directional Suspended	3	Refer to location plans.		
IN02.37	Directional Suspended	3	Refer to location plans.		
IN02.38	Directional Suspended	3	Refer to location plans.		
IN02.39	Directional Suspended	3	Refer to location plans.		
IN02.41	Directional Suspended	4	Refer to location plans.		
IN02DW.31	Directional Suspended - Double Width	3	Refer to location plans.		
IN02TL.31	Directional Suspended - Tall	3	Refer to location plans.		
IN02TL.32	Directional Suspended - Tall	3	Refer to location plans.		
IN02TL.33	Directional Suspended - Tall	3	Refer to location plans.		
IN02TL.34	Directional Suspended - Tall	3	Refer to location plans.		
IN02WM.21	Directional Wall Mounted	2	Refer to location plans.		
IN02WM.31	Directional Wall Mounted	3	Refer to location plans.		
IN02WM.32	Directional Wall Mounted	3	Refer to location plans.		
IN02WM.33	Directional Wall Mounted	3	Refer to location plans.		
IN02WM.34	Directional Wall Mounted	3	Refer to location plans.		
IN02WM.35	Directional Wall Mounted	3	Refer to location plans.		
IN02WM.36	Directional Wall Mounted	3	Refer to location plans.		
IN03.1.2	Cantilevered ID Type 1	2	UNISEX ACCESSIBLE TOILET		
IN03.1.2	Cantilevered ID Type 1	3	UNISEX ACCESSIBLE TOILET		
IN03.1.2	Cantilevered ID Type 1	3	UNISEX ACCESSIBLE TOILET		
IN03.1.11	Cantilevered ID Type 1	3	PATIENT SHOWER		
IN03.1.18	Cantilevered ID Type 1	3	UNISEX SHOWER		
IN03.1.18	Cantilevered ID Type 1	3	UNISEX SHOWER		
IN03.1.20	Cantilevered ID Type 1	3	STAFF TOILET		
IN03.1.20	Cantilevered ID Type 1	3	STAFF TOILET		
IN04.1	Amenities ID (With Braille)	3	UNISEX TOILET		
IN04.1	Amenities ID (With Braille)	3	UNISEX TOILET		
IN04.1	Amenities ID (With Braille)	3	UNISEX TOILET		
IN04.3	Amenities ID (With Braille)	2	UNISEX ACCESSIBLE TOILET LH		
IN04.3	Amenities ID (With Braille)	3	UNISEX ACCESSIBLE TOILET LH		
IN04.3	Amenities ID (With Braille)	3	UNISEX ACCESSIBLE TOILET LH		
IN04.4	Amenities ID (With Braille)	2	STAFF TOILET		
IN04.4	Amenities ID (With Braille)	3	STAFF TOILET		
IN04.4	Amenities ID (With Braille)	3	STAFF TOILET		
IN04.4	Amenities ID (With Braille)	3	STAFF TOILET		
IN04.4	Amenities ID (With Braille)	3	STAFF TOILET		
IN04.4	Amenities ID (With Braille)	3	STAFF TOILET		
IN04.9	Amenities ID (With Braille)	3	SHOWER TOILET		
IN04.9	Amenities ID (With Braille)	3	SHOWER TOILET		
IN04.9	Amenities ID (With Braille)	3	SHOWER TOILET		
IN04.10	Amenities ID (With Braille)	3	AMBULANT TOILET M		
IN04.11	Amenities ID (With Braille)	3	AMBULANT TOILET F		
IN04.12	Amenities ID (With Braille)	3	STAFF CHANGE M		
IN04.12	Amenities ID (With Braille)	3	STAFF CHANGE M		
IN04.12	Amenities ID (With Braille)	4	STAFF CHANGE M		
IN04.13	Amenities ID (With Braille)	3	STAFF CHANGE F		
IN04.13	Amenities ID (With Braille)	3	STAFF CHANGE F		
IN04.13	Amenities ID (With Braille)	4	STAFF CHANGE F		
IN04.14	Amenities ID (With Braille)	3	SHOWER TOILET		

CLIENT: HDR
PROJECT: SUTHERLAND HOSPITAL OPERATING
THEATRES

DATE: 22.01.2021
JOB NUMBER: 20.384
ISSUE: A
DESIGNER: ED
CHECKED: NB



MESSAGING SCHEDULE

SIGNTYPE NO.	SIGNTYPE	LEVEL	SIDE 1 MESSAGES	SIDE 2 MESSAGES	NOTES
IN04.14	Amenities ID (With Braille)	3	SHOWER TOILET		
IN05.1	Room ID	2	Clean Utility		
IN05.1	Room ID	3	Clean Utility		
IN05.1	Room ID	3	Clean Utility		
IN05.2	Room ID	3	Store Room		
IN05.2	Room ID	3	Store Room		
IN05.2	Room ID	3	Store Room		
IN05.2	Room ID	3	Store Room		
IN05.2	Room ID	3	Store Room		
IN05.2	Room ID	3	Store Room		
IN05.2	Room ID	3	Store Room		
IN05.2	Room ID	4	Store Room		
IN05.2	Room ID	4	Store Room		
IN05.4	Room ID	3	Consult Room 0		Confirm if room number required.
IN05.4	Room ID	3	Consult Room 2		Confirm if room number required.
IN05.6	Room ID	3	Interview Room		
IN05.7	Room ID	3	Procedure Room		
IN05.7	Room ID	3	Procedure Room		
IN05.8	Room ID	3	Staff Room		
IN05.8	Room ID	4	Staff Room		
IN05.9	Room ID	3	Disposal		
IN05.9	Room ID	3	Disposal		
IN05.9	Room ID	4	Disposal		
IN05.10	Room ID	4	Cleaners Room		
IN05.10	Room ID	3	Cleaners Room		
IN05.10	Room ID	3	Cleaners Room		
IN05.10	Room ID	3	Cleaners Room		
IN05.11	Room ID	3	Meeting Room		
IN05.11	Room ID	3	Meeting Room		
IN05.11	Room ID	4	Meeting Room		
IN05.13	Room ID	3	Simulation Room		
IN05.15	Room ID	3	Comms Room		
IN05.15	Room ID	4	Comms Room		
IN05.16	Room ID	3	Loans Room		
IN05.16	Room ID	4	Loans Room		
IN05.23	Room ID	3	Stores Delivery		

CLIENT: HDR
PROJECT: SUTHERLAND HOSPITAL OPERATING THEATRES

DATE: 22.01.2021
JOB NUMBER: 20.384
ISSUE: A
DESIGNER: ED
CHECKED: NB

brandculture™

MESSAGING SCHEDULE

[illegible]

CLIENT: HDR
PROJECT: SUTHERLAND HOSPITAL OPERATING
THEATRES

DATE: 22.01.2021
JOB NUMBER: 20.384
ISSUE: A
DESIGNER: ED
CHECKED: NB



MESSAGING SCHEDULE

SIGNTYPE NO.	SIGNTYPE	LEVEL	SIDE 1 MESSAGES	SIDE 2 MESSAGES	NOTES
IN05.45	Room ID	3	00 Theatre		Theatre numbers TBC
IN05.45	Room ID	3	00 Theatre		Theatre numbers TBC
IN05.45	Room ID	3	00 Theatre		Theatre numbers TBC
IN05.46	Room ID	3	Theatres 00-00 Sterile Sore		Theatre numbers TBC
IN05.46	Room ID	3	Theatres 00-00 Sterile Sore		Theatre numbers TBC
IN05.46	Room ID	3	Theatres 00-00 Sterile Sore		Theatre numbers TBC
IN05.46	Room ID	3	Theatres 00-00 Sterile Sore		Theatre numbers TBC
IN05.47	Room ID	3	Exit		
IN05.47	Room ID	3	Exit		
IN05.47	Room ID	3	Exit		
IN05.47	Room ID	3	Exit		
IN05.47	Room ID	3	Exit		
IN05.47	Room ID	3	Exit		
IN05.47	Room ID	3	Exit		
IN05.47	Room ID	3	Exit		
IN05.48	Room ID	3	Anaes Prep		
IN05.48	Room ID	3	Anaes Prep		
IN05.48	Room ID	3	Anaes Prep		
IN05.48	Room ID	3	Anaes Prep		
IN05.48	Room ID	3	Anaes Prep		
IN05.48	Room ID	3	Anaes Prep		
IN05.48	Room ID	3	Anaes Prep		
IN05.49	Room ID	3	Pathology Bay		
IN05.50	Room ID	3	Staff Only		
IN05.50	Room ID	3	Staff Only		
IN05.51	Room ID	3	Medication Room		
IN05.52	Room ID	3	Computer Room		
IN05.53	Room ID	3	Hybrid Control Room		
IN05.53	Room ID	3	Hybrid Control Room		
IN05.54	Room ID	3	Endoscope Clean		
IN05.55	Room ID	3	Endoscope Dirty		
IN05.55	Room ID	3	Endoscope Dirty		
IN05.56	Room ID	3	Patient Recovery Bays		
IN05.57	Room ID	3	Staff Change Rooms		
IN05.57	Room ID	3	Staff Change Rooms		
IN05.58	Room ID	3	Quiet Room		
IN05.58	Room ID	3	Quiet Room		
IN05.59	Room ID	3	Workspace		
IN05.60	Room ID	4	Trolley Wash		
IN05.60	Room ID	4	Trolley Wash		
IN05.61	Room ID	4	Plant Room		
IN05.61	Room ID	4	Plant Room		

CLIENT: HDR
PROJECT: SUTHERLAND HOSPITAL OPERATING
THEATRES

DATE: 22.01.2021
JOB NUMBER: 20.384
ISSUE: A
DESIGNER: ED
CHECKED: NB



MESSAGING SCHEDULE

SIGNTYPE NO.	SIGNTYPE	LEVEL	SIDE 1 MESSAGES	SIDE 2 MESSAGES	NOTES
IN05.62	Room ID	4	Clean Workroom		
IN05.62	Room ID	4	Clean Workroom		
IN05.62	Room ID	4	Clean Workroom		
IN05.63	Room ID	4	Dispatch		
IN05.63	Room ID	4	Dispatch		
IN05.64	Room ID	2	Medical Resonance Imaging		
IN05B.1	Staff Station ID	3	Staff Station		
IN05B.1	Staff Station ID	3	Staff Station		
IN05B.1	Staff Station ID	3	Staff Station		
IN05B.1	Staff Station ID	3	Staff Station		
IN05B.1	Staff Station ID	3	Staff Station		
IN05B.1	Staff Station ID	3	Staff Station		
IN05B.1	Staff Station ID	3	Staff Station		
IN05B.1	Staff Station ID	3	Staff Station		
IN05B.1	Staff Station ID	3	Staff Station		
IN05B.2	Staff Station ID	3	Surgical Deliveries		
IN07	Large Number ID	3	Theatre 0		Theatre numbers TBC
IN07	Large Number ID	3	Theatre 0		Theatre numbers TBC
IN07	Large Number ID	3	Theatre 0		Theatre numbers TBC
IN07	Large Number ID	3	Theatre 0		Theatre numbers TBC
IN07	Large Number ID	3	Theatre 0		Theatre numbers TBC
IN07	Large Number ID	3	Theatre 0		Theatre numbers TBC
IN07	Large Number ID	3	Theatre 0		Theatre numbers TBC
IN07	Large Number ID	3	Theatre 0		Theatre numbers TBC
IN07	Large Number ID	3	Theatre 0		Theatre numbers TBC
IN07	Large Number ID	3	Theatre 0		Theatre numbers TBC
IN08	Reception ID	2	Reception		
IN08	Reception ID	3	Reception		
IN09.09	Bed / Cabin Room ID - Wall Mount	3_Z2	09		
IN09.12	Bed / Cabin Room ID - Wall Mount	3_Z2	12		
IN09.13	Bed / Cabin Room ID - Wall Mount	3_Z2	13 14		
IN.09.18	Bed / Cabin Room ID - Wall Mount	3_Z1	18		
IN.09.18	Bed / Cabin Room ID - Wall Mount	3_Z1	18		
IN.09.26	Bed / Cabin Room ID - Wall Mount	3_Z2	26 27		
IN.09.28	Bed / Cabin Room ID - Wall Mount	3_Z2	28		
IN.09.35	Bed / Cabin Room ID - Wall Mount	3_Z2	35		
IN.09.36	Bed / Cabin Room ID - Wall Mount	3_Z2	36		
IN10.1.01	Bed Head ID	3_Z1	01		
IN10.1.01	Bed Head ID	3_Z2	01		
IN10.1.02	Bed Head ID	3_Z1	02		
IN10.1.02	Bed Head ID	3_Z2	02		

CLIENT: HDR
PROJECT: SUTHERLAND HOSPITAL OPERATING
THEATRES

DATE: 22.01.2021
JOB NUMBER: 20.384
ISSUE: A
DESIGNER: ED
CHECKED: NB



MESSAGING SCHEDULE

SIGNTYPE NO.	SIGNTYPE	LEVEL	SIDE 1 MESSAGES	SIDE 2 MESSAGES	NOTES
IN10.1.03	Bed Head ID	3_Z1	03		
IN10.1.03	Bed Head ID	3_Z2	03		
IN10.1.04	Bed Head ID	3_Z1	04		
IN10.1.04	Bed Head ID	3_Z2	04		
IN10.1.05	Bed Head ID	3_Z1	05		
IN10.1.05	Bed Head ID	3_Z2	05		
IN10.1.06	Bed Head ID	3_Z1	06		
IN10.1.06	Bed Head ID	3_Z2	06		
IN10.1.07	Bed Head ID	3_Z1	07		
IN10.1.07	Bed Head ID	3_Z2	07		
IN10.1.08	Bed Head ID	3_Z1	08		
IN10.1.08	Bed Head ID	3_Z2	08		
IN10.1.09	Bed Head ID	3_Z1	09		
IN10.1.09	Bed Head ID	3_Z2	09		
IN10.1.10	Bed Head ID	3_Z1	10		
IN10.1.10	Bed Head ID	3_Z2	10		
IN10.1.11	Bed Head ID	3_Z1	11		
IN10.1.11	Bed Head ID	3_Z2	11		
IN10.1.12	Bed Head ID	3_Z1	12		
IN10.1.12	Bed Head ID	3_Z2	12		
IN10.1.13	Bed Head ID	3_Z1	13		
IN10.1.13	Bed Head ID	3_Z2	13		
IN10.1.14	Bed Head ID	3_Z1	14		
IN10.1.14	Bed Head ID	3_Z2	14		
IN10.1.15	Bed Head ID	3_Z1	15		
IN10.1.15	Bed Head ID	3_Z2	15		
IN10.1.16	Bed Head ID	3_Z1	16		
IN10.1.16	Bed Head ID	3_Z2	16		
IN10.1.17	Bed Head ID	3_Z1	17		
IN10.1.17	Bed Head ID	3_Z2	17		
IN10.1.18	Bed Head ID	3_Z1	18		
IN10.1.18	Bed Head ID	3_Z2	18		
IN10.1.19	Bed Head ID	3_Z1	19		
IN10.1.19	Bed Head ID	3_Z2	19		
IN10.1.20	Bed Head ID	3_Z1	20		
IN10.1.20	Bed Head ID	3_Z2	20		
IN10.1.21	Bed Head ID	3_Z2	21		
IN10.1.22	Bed Head ID	3_Z2	22		
IN10.1.23	Bed Head ID	3_Z2	23		
IN10.1.24	Bed Head ID	3_Z2	24		
IN10.1.25	Bed Head ID	3_Z2	25		
IN10.1.26	Bed Head ID	3_Z2	26		
IN10.1.27	Bed Head ID	3_Z2	27		
IN10.1.28	Bed Head ID	3_Z2	28		
IN10.1.29	Bed Head ID	3_Z2	29		
IN10.1.30	Bed Head ID	3_Z2	30		
IN10.1.31	Bed Head ID	3_Z2	31		
IN10.1.32	Bed Head ID	3_Z2	32		
IN10.1.33	Bed Head ID	3_Z2	33		
IN10.1.34	Bed Head ID	3_Z2	34		
IN10.1.35	Bed Head ID	3_Z2	35		
IN10.1.36	Bed Head ID	3_Z2	36		

CLIENT: HDR
PROJECT: SUTHERLAND HOSPITAL OPERATING
THEATRES

DATE: 22.01.2021
JOB NUMBER: 20.384
ISSUE: A
DESIGNER: ED
CHECKED: NB



MESSAGING SCHEDULE

SIGNTYPE NO.	SIGNTYPE	LEVEL	SIDE 1 MESSAGES	SIDE 2 MESSAGES	NOTES
IN10.2.01	Curtain Rail ID	3_Z1	01		
IN10.2.01	Curtain Rail ID	3_Z2	01		
IN10.2.02	Curtain Rail ID	3_Z1	02		
IN10.2.02	Curtain Rail ID	3_Z2	02		
IN10.2.03	Curtain Rail ID	3_Z1	03		
IN10.2.03	Curtain Rail ID	3_Z2	03		
IN10.2.04	Curtain Rail ID	3_Z1	04		
IN10.2.04	Curtain Rail ID	3_Z2	04		
IN10.2.05	Curtain Rail ID	3_Z1	05		
IN10.2.05	Curtain Rail ID	3_Z2	05		
IN10.2.06	Curtain Rail ID	3_Z1	06		
IN10.2.06	Curtain Rail ID	3_Z2	06		
IN10.2.07	Curtain Rail ID	3_Z1	07		
IN10.2.07	Curtain Rail ID	3_Z2	07		
IN10.2.08	Curtain Rail ID	3_Z1	08		
IN10.2.08	Curtain Rail ID	3_Z2	08		
IN10.2.09	Curtain Rail ID	3_Z1	09		
IN10.2.10	Curtain Rail ID	3_Z1	10		
IN10.2.10	Curtain Rail ID	3_Z2	10		
IN10.2.11	Curtain Rail ID	3_Z1	11		
IN10.2.11	Curtain Rail ID	3_Z2	11		
IN10.2.12	Curtain Rail ID	3_Z1	12		
IN10.2.13	Curtain Rail ID	3_Z1	13		
IN10.2.13	Curtain Rail ID	3_Z2	13		
IN10.2.14	Curtain Rail ID	3_Z1	14		
IN10.2.14	Curtain Rail ID	3_Z2	14		
IN10.2.15	Curtain Rail ID	3_Z1	15		
IN10.2.15	Curtain Rail ID	3_Z2	15		
IN10.2.16	Curtain Rail ID	3_Z1	16		
IN10.2.16	Curtain Rail ID	3_Z2	16		
IN10.2.17	Curtain Rail ID	3_Z1	17		
IN10.2.17	Curtain Rail ID	3_Z2	17		
IN10.2.18	Curtain Rail ID	3_Z2	18		
IN10.2.19	Curtain Rail ID	3_Z1	19		
IN10.2.19	Curtain Rail ID	3_Z2	19		
IN10.2.20	Curtain Rail ID	3_Z1	20		
IN10.2.20	Curtain Rail ID	3_Z2	20		
IN10.2.21	Curtain Rail ID	3_Z2	21		
IN10.2.22	Curtain Rail ID	3_Z2	22		
IN10.2.23	Curtain Rail ID	3_Z2	23		
IN10.2.24	Curtain Rail ID	3_Z2	24		
IN10.2.25	Curtain Rail ID	3_Z2	25		
IN10.2.26	Curtain Rail ID	3_Z2	26		
IN10.2.27	Curtain Rail ID	3_Z2	27		
IN10.2.29	Curtain Rail ID	3_Z2	29		
IN10.2.30	Curtain Rail ID	3_Z2	30		
IN10.2.31	Curtain Rail ID	3_Z2	31		
IN10.2.32	Curtain Rail ID	3_Z2	32		
IN10.2.33	Curtain Rail ID	3_Z2	33		
IN10.2.34	Curtain Rail ID	3_Z2	34		
IN.13.6	Department ID	3	Operating Theatres		Check on site prior to manufacture - may be existing.
IN.13.6	Department ID	3_Z1	Operating Theatres		

CLIENT: HDR
PROJECT: SUTHERLAND HOSPITAL OPERATING
THEATRES

DATE: 22.01.2021
JOB NUMBER: 20.384
ISSUE: A
DESIGNER: ED
CHECKED: NB



MESSAGING SCHEDULE

SIGNTYPE NO.	SIGNTYPE	LEVEL	SIDE 1 MESSAGES	SIDE 2 MESSAGES	NOTES
IN.13.9	Department ID	3	General Medical Unit		Check on site prior to manufacture - may be existing.
IN.13.11	Department ID	2	Medical Resonance Imaging		
IN.13.12	Department ID	2	Content TBC		
IN.13.11	Department ID	3	Surgical Admissions		
IN.13.13	Department ID	4	Central Sterile Services		
IN.15.1	Window ID	4	Receiving		
IN.15.2	Window ID	4	Dispatch		

BRANDCULTURE © 2016 COPYRIGHT

NOTE 1
~~STRIKE THROUGH~~ indicates item has been removed from the schedule.
RED COLOURED LETTERING indicates item has been changed.
GREEN COLOURED LETTERING indicates item is new.

NOTE 2
Signage is only to be produced in conjunction with floor plans, layout and graphic specifications provided by BrandCulture.

THANK YOU