



TSA Management Pty Limited
ABN 71 099 000 272
Level 15, 207 Kent Street
Sydney NSW 2000
+61 2 9276 1400
hello@tsamgt.com
www.tsamgt.com

9 September 2021

Planning Secretary
NSW Department of Planning, Industry and Environment
320 Pitt Street, Sydney NSW 2000

Dear Planning Secretary,

Subject: SSD 9772 Operational Landscape Management Plan - Resubmission

Please see the revised Landscape Management Plan attached that responds to the RFI issued in relation to SSD-9772-PA-67 on 27/08/2021. The revised submission addresses the 2 points identified as below

RFI Requirement	Response
1. Review the structure and contents of the plan to ensure it is a practical and user-friendly document that provides clear direction for those who are responsible for its implementation. For general guidance on how to develop a plan, please refer to the Environmental Management Plan Guideline for Infrastructure Projects by the Department of Planning, Industry and Environment, April 2020.	The Plan has been revised by the Project's Landscape Architect to be user friendly with an appropriate format including table of contents, clear headings and simple, concise language.
2. Include further details regarding the ongoing maintenance and management, overall timeframes, additional works, location of activities, and review of the plan. Also, please clarify processes associated with each activity described (for example, for the Pesticide application, please include the trigger, the pesticide type (e.g. organic or other), the general area (e.g. grasses or shrubs), management and maintenance of each activity (e.g. no go zone or organising extra organics collection), and other relevant information).	Further commentary has been included in relation to the timings, scope of works for each activity and restrictions on chemicals.

Should you require any further information, please do not hesitate to contact the undersigned.

Kind Regards,

William Tseng
Project Manager



Level 15, 207 Kent Street, Sydney, NSW 2000
M: +61 421 121 248
william.tseng@tsamgt.com

ATTACHMENT 1 – Operational Landscape Management Plan

GROUND iNK

LANDSCAPE ARCHITECTS

SANTA SOPHIA CATHOLIC COLLEGE

BOX HILL NSW 2765

OPERATIONAL LANDSCAPE MANAGEMENT PLAN

DOCUMENT STATUS

ISSUE	DESCRIPTION	SIGNATURE	DATE
REV.A	FOR APPROVAL	ML	09.09.2021



TABLE OF CONTENTS

1.	BACKGROUND.....	PAGE 3
2.	OPERATIONAL LANDSCAPE PLAN.....	PAGE 5
3.	SOFTSCAPE METHODOLOGY.....	PAGE 6
4.	MAINTENANCE OF ENVIRONMENTAL FACTORS.....	PAGE 8
5.	HARDSCAPE METHODOLOGY.....	PAGE 9

This Operational Landscape Management Plan to manage the revegetation and landscaping for the site of Santa Sophia College has been prepared to meet the requirements of SSD Development Condition E41 as listed below:

Please submit a revised LMP that addresses the following requirements:

1. Review the structure and contents of the plan to ensure it is a practical and user-friendly document that provides clear direction for those who are responsible for its implementation. For general guidance on how to develop a plan, please refer to the Environmental Management Plan Guideline for Infrastructure Projects by the Department of Planning, Industry and Environment, April 2020.

2. Include further details regarding the ongoing maintenance and management, overall timeframes, additional works, location of activities, and review of the plan. Also, please clarify processes associated with each activities described (for example, for the Pesticide Application, please include the trigger, the pesticide type (e.g. organic or other), the general area (e.g. grasses or shrubs), management and maintenance of each activity

Background

The project is located within the Gables precinct of Box Hill, 42km from the CBD. The project involves the construction of a multi level school catering for students from Kindergarten to Year 12. This Operational Landscape Management Plan relates to the ongoing Operation and Management of the associated revegetation and landscaping for the College following construction, highlighting the tasks required, who is responsible and what are the timeframes that the service is working to.

The landscaping works to the school environment have been carried out in accordance with the approved landscaping plans and have been reviewed to the satisfaction of the Certifier complying with the following requirements:

- a) Provide for the planting of trees that achieves a minimum tree canopy coverage of 14% on the site
- b) Detail the location, species, maturity and height at maturity of plants to be planted on-site;
- c) Include species (trees, shrubs and groundcovers) indigenous to the local area; and
- d) Include details confirming planting of trees with a pot container of 100 litres or greater

The approved landscape documentation is listed below:

LAN-GI-DD-XX-NL-000 - LANDSCAPE COVER SHEET

LAN-GI-DD-XX-NL-001 - MATERIALS SCHEDULE

LAN-GI-DD-XX-NL-002 - MATERIALS SCHEDULE 2

LAN-GI-DD-XX-NL-003 - MATERIALS SCHEDULE 3

LAN-GI-DD-XX-NL-004 - PLAYGROUND ELEMENTS SCHEDULE

LAN-GI-DD-XX-NL-005 - PLANT SCHEDULE

LAN-GI-DD-XX-00-001 - LEVEL 00 GENERAL ARRANGEMENT PLAN

LAN-GI-DD-XX-00-002 - LEVEL 00 EXTERNAL FINISHES ZONE 1

LAN-GI-DD-XX-00-003 - LEVEL 00 EXTERNAL FINISHES ZONE 2

LAN-GI-DD-XX-00-004 - LEVEL 00 EXTERNAL FINISHES ZONE 3

LAN-GI-DD-XX-00-005 - LEVEL 00 EXTERNAL FINISHES ZONE 4

LAN-GI-DD-XX-00-006 - LEVEL 00 EXTERNAL FINISHES ZONE 5

LAN-GI-DD-XX-01-001 - LEVEL 01 GENERAL ARRANGEMENT PLAN

LAN-GI-DD-XX-01-002 - LEVEL 01 EXTERNAL FINISHES ZONE 1

LAN-GI-DD-XX-01-003 - LEVEL 01 EXTERNAL FINISHES ZONE 2

LAN-GI-DD-XX-01-004 - LEVEL 01 EXTERNAL FINISHES ZONE 3


LAN-GI-DD-XX-01-005 - LEVEL 01 EXTERNAL FINISHES ZONE 4

LAN-GI-DD-XX-01-006 - LEVEL 01 EXTERNAL FINISHES ZONE 5

LAN-GI-DD-XX-01-007 - LEVEL 01 CELC EXTERNAL FINISHES PLAN

LAN-GI-DD-XX-02-001 - LEVEL 02 GENERAL ARRANGEMENT PLAN

LAN-GI-DD-XX-02-002 - LEVEL 02 EXTERNAL FINISHES ZONE 1



LAN-GI-DD-XX-02-003 - LEVEL 02 EXTERNAL FINISHES ZONE 2
LAN-GI-DD-XX-02-004 - LEVEL 02 EXTERNAL FINISHES ZONE 3
LAN-GI-DD-XX-02-005 - LEVEL 02 EXTERNAL FINISHES ZONE 4
LAN-GI-DD-XX-02-006 - LEVEL 02 EXTERNAL FINISHES ZONE 5
LAN-GI-DD-XX-03-001 - LEVEL 03 GENERAL ARRANGEMENT PLAN
LAN-GI-DD-XX-03-002 - LEVEL 03 EXTERNAL FINISHES ZONE 1
LAN-GI-DD-XX-03-003 - LEVEL 03 EXTERNAL FINISHES ZONE 2
LAN-GI-DD-XX-03-004 - LEVEL 03 EXTERNAL FINISHES ZONE 3
LAN-GI-DD-XX-03-005 - LEVEL 03 EXTERNAL FINISHES ZONE 4
LAN-GI-DD-XX-03-006 - LEVEL 03 EXTERNAL FINISHES ZONE 5
LAN-GI-DD-XX-04-001 - LEVEL 04 GENERAL ARRANGEMENT PLAN
LAN-GI-DD-XX-04-002 - LEVEL 04 EXTERNAL FINISHES ZONE 1
LAN-GI-DD-XX-04-003 - LEVEL 04 EXTERNAL FINISHES ZONE 2
LAN-GI-DD-XX-04-004 - LEVEL 04 EXTERNAL FINISHES ZONE 3
LAN-GI-DD-XX-04-005 - LEVEL 04 EXTERNAL FINISHES ZONE 4
LAN-GI-DD-XX-04-006 - LEVEL 04 EXTERNAL FINISHES ZONE 5
LAN-GI-DD-XX-05-001 - LEVEL 05 GENERAL ARRANGEMENT PLAN
LAN-GI-DD-XX-05-002 - LEVEL 05 EXTERNAL FINISHES ZONE 1
LAN-GI-DD-XX-05-003 - LEVEL 05 EXTERNAL FINISHES ZONE 2
LAN-GI-DD-XX-05-004 - LEVEL 05 EXTERNAL FINISHES ZONE 3
LAN-GI-DD-XX-XX-001 - LANDSCAPE SECTIONS SHEET 1
LAN-GI-DD-XX-XX-002 - LANDSCAPE SECTIONS SHEET 2
LAN-GI-DD-XX-XX-003 - LANDSCAPE SECTIONS SHEET 3
LAN-GI-DD-XX-XX-004 - LANDSCAPE SECTIONS SHEET 4
LAN-GI-DD-XX-XX-005 - LANDSCAPE SECTIONS SHEET 5
LAN-GI-DD-XX-XX-006 - LANDSCAPE SECTIONS SHEET 6
LAN-GI-DD-XX-XX-007 - LANDSCAPE SECTIONS SHEET 7
LAN-GI-DD-XX-XX-008 - LANDSCAPE DETAILS 1
LAN-GI-DD-XX-XX-009 - LANDSCAPE DETAILS 2
LAN-GI-DD-XX-XX-010 - LANDSCAPE DETAILS 3
LAN-GI-DD-XX-XX-011 - LANDSCAPE DETAILS 4
LAN-GI-DD-XX-XX-012 - LANDSCAPE DETAILS 5
LAN-GI-DD-XX-XX-013 - LANDSCAPE DETAILS 6
LAN-GI-DD-XX-XX-014 - LANDSCAPE DETAILS 7
LAN-GI-DD-XX-XX-015 - LANDSCAPE DETAILS 8
LAN-GI-DD-XX-XX-016 - LANDSCAPE DETAILS 9
LAN-GI-DD-XX-XX-017 - LANDSCAPE DETAILS 10
LAN-GI-DD-XX-XX-018 - LANDSCAPE DETAILS 11

Operation Landscape Management Plan

The relevant areas pertaining to this Operational Landscape Management Plan refer to the revegetation and planting areas for Santa Sophia College. Detailed below is the approved landscape planting schedule detailing the plant growth size, indigenous to the local area, quantity within the site and the pot size procured:

CODE	BOTANICAL NAME (COMMON NAME)	NATIVE	INDIGENOUS TO LOCAL AREA	EXPECTED MATURE HEIGHT	INSTALL SIZE	QUANTITY
TREES						
ELA-EUM	<i>Elaeocarpus eumundii</i> (Quandong)	✓		8m	100L	4
SYZ-LEU	<i>Syzygium luehmannii</i> (Riberry Lilly Pilly)	✓		10m	200L	2
TRI-LAU	<i>Tristania laurina</i> (Water Gum)	✓		12m	100L	3
ULM-LUT	<i>Ulmus lutescens</i> (Golden Elm)			10m	200L	3
WAT-FLO	<i>Waterhousea floribunda</i> (Weeping Lilly Pilly)	✓		12m	200L	40
SHRUBS						
ASP-AUS	<i>Asplenium australicum</i> (Birds Nest Fern)	✓		1.5m	200mm	85
ASP-CRI	<i>Asplenium cristata</i> (Crested Nest Fern)			0.6m	200mm	65
BAN-SPI	<i>Banksia spinulosa</i> (Birthday Candles)	✓	✓	0.5m	200mm	17
DIC-ANT	<i>Dicksonia antarctica</i> (Soft Tree Fern)	✓		2m	200mm	29
DOR-EXC	<i>Doryanthes excelsa</i> (Gymea Lily)	✓		4m	300mm	10
GRE-LON	<i>Grevillea longifolia</i>	✓		4m	200mm	31
NEP-EXA	<i>Nephrolepis exaltata</i> (Boston Fern)			0.9m	200mm	8
RHA-EXC	<i>Rhapis excelsa</i> (Rhapis Palm)	✓		2m	200mm	4
SYZ-AUS	<i>Syzygium</i> 'Aussie Boomer'	✓		2m	300mm	172
VIB-DEN	<i>Viburnum</i> 'Dense Fence'			2.5m	300mm	126

NOTE:

Site area - 11 413m²

Tree Canopy Coverage - 1682.8m²

Overall Tree Canopy Coverage for site is 14%

CODE	BOTANICAL NAME	NATIVE	INDIGENOUS TO LOCAL AREA	EXPECTED MATURE HEIGHT	INSTALL SIZE	QUANTITY
GRASSES & GROUND COVER						
ADI-AET	<i>Adiantum aethiopicum</i> (Maiden Hair Fern)	✓	✓	1m	150mm	338
ANI-AMB	<i>Anigozanthos</i> 'Amber Velvet' (Kangaroo Paw)	✓		1.2m	150mm	98
CAR-GLA	<i>Carpobrotus glaucescens</i> (Pig Face)	✓		0.3m	150mm	27
CHR-DES	<i>Chryscephalum</i> 'Desert Flame'	✓	✓	0.3m	150mm	21
CLE-ARI	<i>Clematis aristata</i>	✓	✓	4m	150mm	220
CRA-MAX	<i>Crassula</i> 'Max Cook'		✓	1m	150mm	39
DIA-REV	<i>Dianella revoluta</i> (Blueberry Lily)	✓	✓	1m	150mm	38
DIC-REP	<i>Dichondra repens</i> (Kidney Plant)	✓	✓	0.2m	150mm	60
DIE-GRA	<i>Dietes</i> 'Grand Star'	✓		0.7m	150mm	139
HAR-MEE	<i>Hardenbergia meema</i> (Purple Coral Pea)	✓	✓	0.4m	150mm	41
JUN-CON	<i>Juniperus conferta</i>			0.3m	150mm	132
KAL-SIL	<i>Kalanchoe</i> 'Silver Spoons'			1.2m	150mm	15
LOM-LIT	<i>Lomandra</i> 'Little Con'	✓		0.4m	150mm	27
LOM-TAN	<i>Lomandra</i> 'Tanika'	✓		0.4m	150mm	153
MYO-PAR	<i>Myoporum parvifolium</i> (Creeping Boobialla)	✓		0.2m	150mm	776
SAN-CHA	<i>Santolina chamaecyparissus</i> (Lavender Cotton)			0.6m	150mm	16
TRA-IAS	<i>Trachelospermum jasminoides</i> (Star Jasmine)			0.3m	150mm	115
TRA-TRI	<i>Trachelospermum</i> 'Tricolour'			0.3m	150mm	96

Softscapes Methodology

The following methodology highlights the measures and management schedules for the revegetation and planting areas for Santa Sophia to be undertaken by the Landscape Contractor. Ongoing maintenance and management of these plants will be undertaken by an external Landscaping Contractor generally in accordance with the items detailed below as well as additional works as required as identified during routine inspections. The Contractor is to keep a log book recording when and what maintenance work has been done and what materials, including toxic materials that have been used. The log book should be made available for inspection upon request.

Fertilising:

The intent is to replenish fertiliser across the various planter boxes and garden beds to ensure plants have the required amount of nutrients to flourish. This will be applicable to all plants across the site to ensure they are in accordance with the Landscape Documentation. Fertilising is to be undertaken during August (end of winter) and in March (beginning of Autumn), 6 months apart to ensure plants have time to replenish and flourish between applications. This will be completed as part of the maintenance program by the Landscape Contractor.

Herbicide & Pesticide Application:

The intent for the landscape management for herbicide and pesticide is to apply to all plants to ensure no unwanted plants or pests develop within the garden beds and on the plants themselves. The purpose of this process is to monitor the health of plants from disease and weeds that may impact the ability for the plant to flourish. Weeding is to occur around the base of the trees and planted areas at intervals outlined by the Landscape Contractor. All weeds, debris, clippings, etc. shall be removed off site as soon as possible by the Landscape Contractor. Herbicide similarly to the fertilising application is to occur during both August and March, 6 Months apart to allow the plant material to flourish where possible. Note as per EFSG requirements, "restrictions are in force on the use of herbicides 2-4-5-T and 2-4-D. 2-5-5-T is totally banned". All herbicides should be NATSPEC approved due to their use in a school environment.

In relation to Pesticide this aims to respond to all occurrences of insect attack, pests or disease amongst the plant material to ensure the plant is not hindered in growth or visual impact. Pesticide application is to occur during Spring however plants are to be continually monitored during other inspection and work time frames to ensure no diseases are present

Horticultural Work & Inspection

The purpose for Horticultural work is to undertake inspections of garden beds and planter box planting. These inspections aim to check plant health, tree stakes, hedging, weed control, litter collection, pruning and damage due to vandalism to all plant stock. In relation to pruning work shall be implemented to maintain dense foliage conditions and encourage suitable growth habits. Any branches overhanging or obstructing pathways and roads shall be removed as directed by the Construction manager. Furthermore, underpruning of trees is to be undertaken in areas that require maximised sight lines for CPTED requirements. Underpruning promotes an elevated crown and clear stem to allow for a clear line of sight through/under the tree for supervision which is applicable for all trees planted across the school site.

Monitoring of plants is required to ensure all plants are showing signs of good health and vigour. In regards to vandalism and replacements any plants that have failed, been damaged or stolen during the Defects Liability Period due to inadequate or incorrect maintenance by the Landscape Contractor, are to be replaced at the Landscape Contractors own expense. Plants lost due to vandalism or theft during the Maintenance Period, beyond the control of the Landscape Contractor, are to be replaced at the Client's expense. The Landscape Contractor shall be responsible for theft, vandalism and wilful damage up to the date of Practical Completion as per the maintenance contract

The general horticultural work and inspection is to be undertaken twice a month throughout the year to ensure that each of the tasks highlighted above are ongoing in order for plants to flourish and the design intent of the documentation to be maintained

Mulching

The intent of mulching is to ensure the replacement of mulch to retain moisture in soil, maintain soil temperature and suppress weeds where required. The landscape management for mulching includes reinstating mulch to the depths as specified in the landscape documentation. The time frames instated for mulching are in December and July (6 months apart) in order to ensure the elements detailed above are met.

Tree Inspection

Tree inspection forms are to be completed once a month to review the health and vigour of all tree species located across the site. These ensure that trees are constantly monitored for any diseases and other elements that may hinder the overall growth habit and health. In addition to this, allow the Contractor to review if any tree replacements are required in accordance with the maintenance schedule. In addition to this, tree audits should be undertaken by a qualified Arborist longer term to review tree health and ensure any specimens are free from dead limbs that may become susceptible to limb drop and other risks.

The schedule below details the methodology routine above to be undertaken by the Landscape Contractor for the Operational Landscape Management Plan:

Activity	Aug	Sep	Oct	Nov	Dec	Jan	Feb	Mar	Apr	May	Jun	Jul
Season												
Fertilising	1							1				
Selective Herbicide application	1							1				
Pesticide application			1									
General Horticulture work	2	2	2	2	2	2	2	2	2	2	2	2
Mulching					1							1
Tree inspection	1	1	1	1	1	1	1	1	1	1	1	1
Number of tasks /month	5	3	4	3	4	3	3	5	3	3	3	4

Maintenance of Environmental Factors

In response to the Environment Management Guidelines for Construction, measures have been put in place in order to mitigate any greater impacts to the surrounding environment, flora and fauna. In relation to the Landscape Documentation and design, products have been selected to minimise adverse risks on the environment, ensuring sustainable long term requirements are met. All plant stock has been selected carefully to not only respond to the school environment but to respond to the existing ecological community. Both native planting and planting indigenous to the local area have been selected in response to minimise the effects of invasive species, exotics and pests on the local ecological community.

In addition to this the management of Environmental factors is critical through the operational and maintenance periods to ensure there is no disturbance to the local ecological community. The contractor under the operational and maintenance contract is to be across all statutory obligations relating to activities, products and services that may pose risks to the environment. These risks include pollution or impact to the air, water and land environments, as well as any adverse effects of waste management.










Hardscape Methodology






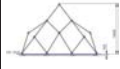






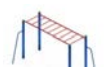







The following methodology highlights the measures and management schedules for the hardscapes of across the site of Santa Sophia. The hardscape scope includes but is not limited to seating, synthetic turf, paving, planter boxes, play equipment and other elements. The schedule below highlights the operational and maintenance required for each hardscape element, the timeframes to which the item is expected to be inspected and which parties ie Contractors, Certifiers and other services are expected to carry out the task.

The below details the schedule for the maintenance of all landscape hardscape items to be carried out by the Landscape Contractor. The items below correspond directly to the Landscape Documentation and the schedule below highlights the description of each item.

Table 1 illustrates the ongoing maintenance scheduled for Landscape elements.										
CODE	DESCRIPTION	DIMENSIONS (L X W X D)	FINISH	COLOUR	SUPPLIER	REFERENCE IMAGE	DETAIL REFERENCE	MAINTENANCE	SPECIFIC NOTES	CONTACT
B1	SINGLE MODULAR CUSTOM BENCH	1500 X 500 MM	ANODISED ALUMINIUM BASE / MODWOOD SLATS	SAHARA	STRABE		DETAIL 9-2 LAN-GI-DD-XX-XX-010	6 monthly	Check fixings	Joel Hall E: jhall@landscapesolutions.co.m.au PH: 0425 268 003
B2	ARC MODULAR CUSTOM BENCH	1000 X 500 X 500 MM	ANODISED ALUMINIUM BASE / MODWOOD SLATS	SAHARA	STRABE		DETAIL 9-2 LAN-GI-DD-XX-XX-010	6 monthly	Check fixings	Joel Hall E: jhall@landscapesolutions.co.m.au PH: 0425 268 003
B3	S MODULAR CUSTOM BENCH	1500 X 1000 X 500 MM	ANODISED ALUMINIUM BASE / MODWOOD SLATS	SAHARA	STRABE		DETAIL 9-2 LAN-GI-DD-XX-XX-010	6 monthly	Check fixings	Joel Hall E: jhall@landscapesolutions.co.m.au PH: 0425 268 003
B4	GRADE A SANDSTONE BLOCKS (EDGES TO BE CHAMFERED)	1000 MM L X 500 MM W X 450 MM H-	DRY TREAT STAIN PROOF SEALANT	-	GOSFORD QUARRIES		REFER TO SPECIFICATION	End of DLP	N/A	Joel Hall E: jhall@landscapesolutions.co.m.au PH: 0425 268 003
B5	COLUMN CUSTOM BENCH	2850 X 500 MM	ANODISED ALUMINIUM BASE / MODWOOD SLATS	SAHARA	STRABE		DETAIL 9-2 LAN-GI-DD-XX-XX-010	6 monthly	Check fixings	Joel Hall E: jhall@landscapesolutions.co.m.au PH: 0425 268 003
B6	A-FRAME PICNIC BENCH	1500MM W TABLE TOP 750 MM H	RHS STEEL FRAME WITH LAMINATE TOP	SILVER PEARL MATT	STRABE		DETAIL 9-3 LAN-GI-DD-XX-XX-010	6 monthly	Check fixings	Joel Hall E: jhall@landscapesolutions.co.m.au PH: 0425 268 003
B7	GRC LARGE TRIANGLE PLANTER BOX TIMBER CLAD SEATING	1500 X 450 MM	GRC BASE / MODWOOD SLATS	SAHARA	SATU BUMI		DETAIL 9-1 LAN-GI-DD-XX-XX-010	6 monthly	LS require a minimum of 30mm precipitation week applied across the planter boxes, programming frequency is to be over 4	Joel Hall E: jhall@landscapesolutions.co.m.au PH: 0425 268 003
B8	HORSESHOE MODULAR CUSTOM BENCH	950 X 1500 X 500 MM	MODWOOD	SAHARA	SATU BUMI		DETAIL 9-2 LAN-GI-DD-XX-XX-010	6 monthly	Check fixings	Joel Hall E: jhall@landscapesolutions.co.m.au PH: 0425 268 003
B9	CUSTOM TIMBER BLEACHER SEATING	1250 L X 900 H	MODWOOD	SAHARA	STRABE		DETAIL 17-1 LAN-GI-DD-XX-XX-018	6 monthly	Check fixings	Joel Hall E: jhall@landscapesolutions.co.m.au PH: 0425 268 003
B10	BLACK HANGING CHAIR	2040 X 1040 X 610MM	PE RATTAN	BLACK	-		REFER TO SPECIFICATION	6 monthly	Check fixings	Joel Hall E: jhall@landscapesolutions.co.m.au PH: 0425 268 003
B11	GRC CLIMBING STRUCTURE BENCH		GRC	NATURAL GREY	SATU BUMI		REFER TO SPECIFICATION	6 monthly	Check fixings	Joel Hall E: jhall@landscapesolutions.co.m.au PH: 0425 268 004
SPC	Sandpit Cover	8500 L x 3800 W mm	Woven polyethylene	Blue	Just Covers		REFER TO SPECIFICATION	END OF DLP	N/A	Joel Hall E: jhall@landscapesolutions.co.m.au PH: 0425 268 003
BK	COAT HANGER BIKE RACK	1900 MM L X 850MM W X 850MM H	GALVANISED STEEL	STEEL	AREA SAFE		DETAIL 10-3 LAN-GI-DD-XX-XX-011	6 monthly	Check fixings	Joel Hall E: jhall@landscapesolutions.co.m.au PH: 0425 268 003
BR1	FREE STANDING BAG RACK	3000 X 1200 X 400	WELDED STEEL	BRIGHT SPARK	EMERDYN			6 monthly	Check fixings	Joel Hall E: jhall@landscapesolutions.co.m.au PH: 0425 268 003
BR2	WALL MOUNTED BAG RACK	3000 X 600 MM	WELDED STEEL	BRIGHT SPARK	EMERDYN		DETAIL 9-7 LAN-GI-DD-XX-XX-010	6 monthly	Check fixings	Joel Hall E: jhall@landscapesolutions.co.m.au PH: 0425 268 003

CC	EGLU CUBE CHICKEN COOP	1550 X 2200 MM	TO MANUFACTURERS DETAILS	GREEN	OMLET		REFER TO SPECIFICATION	N/A	N/A	Joel Hall E: jhall@landscapesolutions.com.au PH: 0425 268 003
DF1	Aqua Bubbler Classic 800mm High	805 X 316 MM	TO MANUFACTURERS DETAILS	GREEN	AQUA BUBBLER		DETAIL 9-6 LAN-GI-DD-XX-XX-010	6 monthly	Check fixings	Joel Hall E: jhall@landscapesolutions.com.au PH: 0425 268 003
E1	EDGE RESTRAINT TREE COLLAR	950 MM DIAMETER	ALUMINIUM	SILVER	LINK EDGE		DETAIL 7-4 LAN-GI-DD-XX-XX-008	6 monthly	Check fixings	Joel Hall E: jhall@landscapesolutions.com.au PH: 0425 268 003
E2	75MM ORIGINAL ALUMINIUM EDGING	75MM HIGH	ALUMINIUM	SILVER	LINK EDGE		DETAIL 7-10 LAN-GI-DD-XX-XX-008	6 monthly	Check fixings	Joel Hall E: jhall@landscapesolutions.com.au PH: 0425 268 003
F1	CUSTOM ROD TOP ALUMINIUM FENCE	1800 MM H X 2400 MM W	ALUMINIUM FENCING	BLACK	SUMMIT FENCING		DETAIL 10-2 ON LAN-GI-DD-XX-XX-011	End of DLP	Check fixings	Joel Hall E: jhall@landscapesolutions.com.au PH: 0425 268 003
F2	CELC VERTICAL ALUMINIUM BLADE FENCING	1800 MM HIGH X 2400MM W	ALUMINIUM FENCING	VARIOUS	ALL HILLS FENCING		REFER TO SPECIFICATION	End of DLP	Check fixings	Joel Hall E: jhall@landscapesolutions.com.au PH: 0425 268 003
F3	FLAT TOP TUBULAR FENCING AROUND SLIDE	1200 MM HIGH X 2400MM WV	ALUMINIUM FENCING	SATIN BLACK	SUMMIT FENCING		REFER TO SPECIFICATION	End of DLP	Check fixings	Joel Hall E: jhall@landscapesolutions.com.au PH: 0425 268 003
F4	CELC COLOURBOND FENCING	1800 MM HIGH X 2400MM W	ALUMINIUM FENCING	MONUMENT	ALL HILLS FENCING		REFER TO SPECIFICATION	End of DLP	Check fixings	Joel Hall E: jhall@landscapesolutions.com.au PH: 0425 268 003
FP	YARD ARM FLAGPOLE	7500MM H	GRADE ALUMINIUM	WHITE	POSEIDON POLES AND FLAGS		REFER TO SPECIFICATION	6 monthly	Check fixings	Joel Hall E: jhall@landscapesolutions.com.au PH: 0425 268 003
G1	ALUMINIUM TUBULAR DOUBLE SWING GATE	1800MM H X 3000 MM L	CUSTOM ROD TOP ALUMINIUM FENCING	BLACK	SUMMIT FENCING		DETAIL 4-2 LAN-GI-DD-XX-XX-005	End of DLP	Check fixings and operation	Joel Hall E: jhall@landscapesolutions.com.au PH: 0425 268 003
G2	ALUMINIUM TUBULAR SLIDING GATE	1800MM H X 4000 MM L	CUSTOM ROD TOP ALUMINIUM FENCING	BLACK	SUMMIT FENCING		DETAIL 4-1 LAN-GI-DD-XX-XX-005	End of DLP	Check fixings and operation	Joel Hall E: jhall@landscapesolutions.com.au PH: 0425 268 003
G2A	ALUMINIUM TUBULAR AUTOMATED SG15 SLIDING GATE Safety Mesh: 8mm Hexagonal Anti-Climb Mesh Warning Light: Seco-Larm Red Stroke Warning Light	1800 MM H X 10000 MM L	CUSTOM ROD TOP ALUMINIUM BLADE FENCING	BLACK	SUMMIT FENCING		DETAIL 4-1 LAN-GI-DD-XX-XX-005	End of DLP	Check fixings and operation	Joel Hall E: jhall@landscapesolutions.com.au PH: 0425 268 003
G3	ALUMINIUM TUBULAR SINGLE SWING GATE	1800MM H X 900 MM L	CUSTOM ROD TOP ALUMINIUM BLADE FENCING	BLACK	SUMMIT FENCING		REFER TO SPECIFICATION	End of DLP	Check fixings and operation	Joel Hall E: jhall@landscapesolutions.com.au PH: 0425 268 003
G4	ALUMINIUM TUBULAR SINGLE SWING GATE FOR SLIDE	1200MM H	ALUMINIUM FENCING	BLACK	SUMMIT FENCING		DETAIL 16-1 LAN-GI-DD-XX-XX-017	End of DLP	Check fixings and operation	Joel Hall E: jhall@landscapesolutions.com.au PH: 0425 268 003
P1	CONCRETE PAVING	-	COVE FINISH	GREY	-		DETAIL 8-1 LAN-GI-DD-XX-XX-009	End of DLP	Check for damage, chipping & finish	Joel Hall E: jhall@landscapesolutions.com.au PH: 0425 268 003
P3	4 TONE CELESTINO PAVING	600 X 400 X 40 MM	SHOT BLASTED	4 TONE	STONE REDEFINED		TO AECOM'S DETAILS	End of DLP	Check for damage, chipping & finish	Joel Hall E: jhall@landscapesolutions.com.au PH: 0425 268 003
P4	CATHOLIC MAPPING PAVING	100 X 100 X 20 MM	SHOT BLASTED	CHARCOAL	STONE REDEFINED		DETAIL 8-2 LAN-GI-DD-XX-XX-009	End of DLP	Check for damage, chipping & finish	Joel Hall E: jhall@landscapesolutions.com.au PH: 0425 268 003
P5	CATHOLIC MAPPING COLOURED CONCRETE	-	COVE FINISH	CCS DAFFODIL	CCS		DETAIL 8-1 LAN-GI-DD-XX-XX-009	End of DLP	Check for damage, chipping & finish	Joel Hall E: jhall@landscapesolutions.com.au PH: 0425 268 003
P6	COMPOSITE DECKING	150 MM	COMPOSITE TIMBER DECKING	MODWOOD	SAHARA		DETAIL 8-3 LAN-GI-DD-XX-XX-009	End of DLP	Check fixings	Joel Hall E: jhall@landscapesolutions.com.au PH: 0425 268 003

P8	COLOURED CONCRETE 3	1 X 1M SAMPLE FOR REVIEW BY LANDSCAPE ARCHITECT	BROOM FINISH	CCS MOSS GREEN	CCS		DETAIL 8-1 LAN-GI-DD- XX-XX-009	End of DLP	N/A	Joel Hall E: jhall@landscapesolutions.co m.au PH: 0425 268 003
P10	SAND PIT	400MM DEPTH	SYDNEY SAND	-	ANL		DETAIL 8-8 LAN-GI-DD- XX-XX-009	End of DLP	N/A	Joel Hall E: jhall@landscapesolutions.co m.au PH: 0425 268 003
P11	MULCH	300MM DEPTH	PLAYGROUND MULCH	-	ANL		DETAIL 8-6 LAN-GI-DD- XX-XX-009	6 monthly	N/A	Joel Hall E: jhall@landscapesolutions.co m.au PH: 0425 268 003
P12	TIMBER STEPPING STONES	AS SHOWN	HARDWOOD TIMBER	-	ANL		REFER TO SPECIFICATION	End of DLP	N/A	Joel Hall E: jhall@landscapesolutions.co m.au PH: 0425 268 003
P16	CATHOLIC & INDIGENOUS STATIONS OF THE CROSS PLAQUE	150MM X 180MM	SOLID BRONZE	BRONZE	CHURCH SUPPLIES		REFER TO SPECIFICATION	6 monthly	Check fixings	Joel Hall E: jhall@landscapesolutions.co m.au PH: 0425 268 003
P17	DECOMPOSED GRANITE	AS SHOWN	DECO GRANITE BROWN	BROWN	ANL		DETAIL 7-4 LAN-GI-DD- XX-XX-008	End of DLP	N/A	Joel Hall E: jhall@landscapesolutions.co m.au PH: 0425 268 003
P18	SANDSTONE STEPPING STONES	AS SHOWN	SANDSTONE	-	GOSFORD QUARRIES		DETAIL 8-4 LAN-GI-DD- XX-XX-009	End of DLP	N/A	Joel Hall E: jhall@landscapesolutions.co m.au PH: 0425 268 003
P19	DRY CREEK BED GRAVEL	AS SHOWN	LARGE RIVER GRAVEL	-			DETAIL 8-7 LAN-GI-DD- XX-XX-009	End of DLP	N/A	Joel Hall E: jhall@landscapesolutions.co m.au PH: 0425 268 003
PB1	GRC NARROW TROUGH PLANTER BOX	1415 X 600 X 1200 MM	GLASS REINFORCED CONCRETE	CHARCOAL	SATU BUMI		DETAIL 7-5 LAN-GI-DD- XX-XX-008	6 monthly	LS require a minimum of 30mm precipitation week applied across the planter boxes, programming frequency is to be over 4 even cycles to ensure deep watering to provide a moist growing medium for optimal growth	Joel Hall E: jhall@landscapesolutions.co m.au PH: 0425 268 003
PB2	GRC LARGE TRIANGLE PLANTER BOX	2000 X 2000 X 1200MM	GLASS REINFORCED CONCRETE	NATURAL GREY	SATU BUMI		DETAIL 9-1 LAN-GI-DD- XX-XX-010	6 monthly		Joel Hall E: jhall@landscapesolutions.co m.au PH: 0425 268 003
PB3	GRC CIVIC TROUGH PLANTER BOX	2200 X 1000 X 800MM	GLASS REINFORCED CONCRETE	CHARCOAL	SATU BUMI		DETAIL 7-7 LAN-GI-DD- XX-XX-008	6 monthly		Joel Hall E: jhall@landscapesolutions.co m.au PH: 0425 268 003
PB4	GRC 600 SERIES TROUGH PLANTER	600 X 1200 X 600MM	GLASS REINFORCED CONCRETE	CHARCOAL	SATU BUMI		DETAIL 7-11 LAN-GI-DD- XX-XX-008	6 monthly		Joel Hall E: jhall@landscapesolutions.co m.au PH: 0425 268 003
SF1	COLOURED SOFT FALL 1	AS SHOWN	ROSEHILL TPV	Beige, Cream, Light Grey	TUFF TURF / ROSEHILL TPV		DETAIL 7-9 LAN-GI-DD- XX-XX-008	End of DLP	Check fixings	Joel Hall E: jhall@landscapesolutions.co m.au PH: 0425 268 003
ST	SYNTHETIC TURF	40MM PILE HEIGHT	40MM LUXURY TUFF	GREEN	TUFF TURF		DETAIL 7-8 LAN-GI-DD- XX-XX-008	End of DLP	N/A	Joel Hall E: jhall@landscapesolutions.co m.au PH: 0425 268 003
ST2	SYNTHETIC TURF	25MM PILE HEIGHT	25MM LUXURY TUFF	GREEN	TUFF TURF		DETAIL 7-8 LAN-GI-DD- XX-XX-008	End of DLP	N/A	Joel Hall E: jhall@landscapesolutions.co m.au PH: 0425 268 003
SS	SHADE SAILS	AS SHOWN ON PLANS. 2.5M CLEARANCE FROM PLAY STRUCTURES	GALVANISED STEEL & BLACK	BLACK	SYDNEY SHADE SAILS		REFER TO SPECIFICATION	6 monthly	Check fixings	Joel Hall E: jhall@landscapesolutions.co m.au PH: 0425 268 003
TB1	MODULAR CUSTOM STUDY TABLE	2850 X 500 MM	MODWOOD	SAHARA	STRABE		DETAIL 9-2 LAN-GI-DD- XX-XX-010	6 monthly	Check fixings	Joel Hall E: jhall@landscapesolutions.co m.au PH: 0425 268 003
TB2	WORKBENCH AND SINK	1700 X 800MM	STAINLESS STEEL	STEEL	TBC		REFER TO SPECIFICATION	6 monthly	Check fixings	Joel Hall E: jhall@landscapesolutions.co m.au PH: 0425 268 003
UM	NOVA SQUARE COMMERCIAL UMBRELLA	5000 L X 5000 W X 3250 H MM	GALVANISED STEEL	BLACK	SYDNEY SHADE SAILS		DETAIL 12-1 LAN-GI-DD- XX-XX-013	6 monthly	Check fixings	Joel Hall E: jhall@landscapesolutions.co m.au PH: 0425 268 003

UM2	NOVA SQUARE COMMERCIAL UMBRELLA	3000 L X 4000 W X 2930 H MM	GALVANISED STEEL PAINTED	BLACK	SYDNEY SHADE SAILS		DETAIL 12-1 LAN-GI-DD-XX-XX-013	6 monthly	Check fixings	Joel Hall E: jhall@landscapesolutions.com.au PH: 0425 268 003
VG1	LARGE VEGEPOD	2000 X 1000 X 260 MM	TO MANUFACTURERS DETAILS	BLACK	VEGEPOD		REFER TO SPECIFICATION	6 monthly	Check fixings	Joel Hall E: jhall@landscapesolutions.com.au PH: 0425 268 003
VG1	LARGE VEGEPOD STAND	2000 X 1000 X 260 MM	TO MANUFACTURERS DETAILS	BLACK	VEGEPOD		REFER TO SPECIFICATION	6 monthly	Check fixings	Joel Hall E: jhall@landscapesolutions.com.au PH: 0425 268 003
BBR1	24235B BB/ NB REV 2.4M REACH BASKETBALL RING	2400 MM	GALVANISED STEEL PAINTED	BLACK	GRAND SLAM SPORTS EQUIPMENT		REFER TO SPECIFICATION	6 monthly	Check fixings	Joel Hall E: jhall@landscapesolutions.com.au PH: 0425 268 003
BBR2	24235B BB/ NB 2.4M REACH BASKETBALL RING	2400 MM	GALVANISED STEEL PAINTED	BLACK	GRAND SLAM SPORTS EQUIPMENT		REFER TO SPECIFICATION	6 monthly	Check fixings	Joel Hall E: jhall@landscapesolutions.com.au PH: 0425 268 003
PE1	MT HUTT	15100 X 9200MM	GALVANISED STEEL & ROPE	DISTANT BLUE, BEIGE & BLACK	PLAYGROUND CENTRE		DETAIL 1-1 LAN-GI-DD-XX-XX-002	6 monthly	Monthly inspection by LS Bi-annual inspection by authorised inspector from Playground Centre	Joel Hall E: jhall@landscapesolutions.com.au PH: 0425 268 003
PE2	BOULDERING HOLDS	AS SHOWN	TO MANUFACTURERS DETAILS	VARIOUS	UNCARVED BLOCK		REFER TO SPECIFICATION	End of DLP	Check fixings	Joel Hall E: jhall@landscapesolutions.com.au PH: 0425 268 003
PE3	STEPPING LOGS FITNESS STATION	AS SHOWN	TIMBER	TIMBER	PLAYGROUND CENTRE		DETAIL 1-2 LAN-GI-DD-XX-XX-002	6 monthly	Monthly inspection by LS Bi-annual inspection by authorised inspector from Playground Centre	Joel Hall E: jhall@landscapesolutions.com.au PH: 0425 268 003
PE4	1.5M PUKEKO PERCH	AS SHOWN	GALVANISED STEEL	DISTANT BLUE, BEIGE & BLACK	PLAYGROUND CENTRE		DETAIL 3-4 LAN-GI-DD-XX-XX-004	6 monthly	Monthly inspection by LS Bi-annual inspection by authorised inspector from Playground Centre	Joel Hall E: jhall@landscapesolutions.com.au PH: 0425 268 003
PE6	PRECISION BALLS	AS SHOWN	TO MANUFACTURERS DETAILS	RED, BLUE, & ORANGE	PLAYGROUND CENTRE		REFER TO SPECIFICATION	6 monthly	Monthly inspection by LS Bi-annual inspection by authorised inspector from Playground Centre	Joel Hall E: jhall@landscapesolutions.com.au PH: 0425 268 003
PE7	PLAY BINOCULARS	AS SHOWN	TO MANUFACTURERS DETAILS	APPLE	PLAYGROUND CENTRE		REFER TO SPECIFICATION	6 monthly	Monthly inspection by LS Bi-annual inspection by authorised inspector from Playground Centre	Joel Hall E: jhall@landscapesolutions.com.au PH: 0425 268 003
PE8	BALANCE BEAM	5200 X 6300 MM	STEEL	SKY BLUE	PLAYGROUND CENTRE		REFER TO SPECIFICATION	6 monthly	Monthly inspection by LS Bi-annual inspection by authorised inspector from Playground Centre	Joel Hall E: jhall@landscapesolutions.com.au PH: 0425 268 003
PE10	MONKEY BAR FITNESS STATION	2200 X 1005 MM	STEEL	BURGUNDY & BLUE	PLAYGROUND CENTRE		DETAIL 1-2 LAN-GI-DD-XX-XX-002	6 monthly	Monthly inspection by LS Bi-annual inspection by authorised inspector from Playground Centre	Joel Hall E: jhall@landscapesolutions.com.au PH: 0425 268 003
PE11	CHIN UP BAR FITNESS STATION	1800MM	-	SKY BLUE	PLAYGROUND CENTRE		REFER TO SPECIFICATION	6 monthly	Monthly inspection by LS Bi-annual inspection by authorised inspector from Playground Centre	Joel Hall E: jhall@landscapesolutions.com.au PH: 0425 268 003
PE13	COMMANDO NET FITNESS STATION	1800 H MM X 3000 MM L	METAL	BLACK & BEIGE	PLAYGROUND CENTRE		DETAIL 10-4 LAN-GI-DD-XX-XX-011	6 monthly	Monthly inspection by LS Bi-annual inspection by authorised inspector from Playground Centre	Joel Hall E: jhall@landscapesolutions.com.au PH: 0425 268 003
PE14	PLAY BOAT	2.4M X 1.16M	-	YELLOW, BLUE & RED	ADVENTURE PLUS		REFER TO SPECIFICATION	6 monthly	Check fixings	Joel Hall E: jhall@landscapesolutions.com.au PH: 0425 268 003
PE15	MULTI-USE SPORTS COURT	AS SHOWN	SPORT MASTER ACRYLIC SYSTEM - STANDARD SYSTEM	BLUE	KANGAROO COURTS		REFER TO SPECIFICATION	6 monthly	N/A	Joel Hall E: jhall@landscapesolutions.com.au PH: 0425 268 003
PE16	HALF COURT BASKETBALL	AS SHOWN	SPORT MASTER ACRYLIC SYSTEM - STANDARD SYSTEM	BLUE	KANGAROO COURTS		REFER TO SPECIFICATION	6 monthly	N/A	Joel Hall E: jhall@landscapesolutions.com.au PH: 0425 268 003
PE17	ECO TONGUE DRUM MUSICAL PLAY	AS SHOWN	TO MANUFACTURERS DETAILS	BLUE	PLAYGROUND CENTRE		REFER TO SPECIFICATION	6 monthly	Check fixings	Joel Hall E: jhall@landscapesolutions.com.au PH: 0425 268 003
PE21	CUSTOM CELC SLIDE AND MOUND	900MM H	PLASTIC TO MANUFACTURER'S DETAILS	APPLE	PLAYGROUND CENTRE		REFER TO SPECIFICATION	6 monthly	Monthly inspection by LS Bi-annual inspection by authorised inspector from Playground Centre	Joel Hall E: jhall@landscapesolutions.com.au PH: 0425 268 003

PE23	GEMINA DUO MUSICAL PLAY	AS SHOWN	TO MANUFACTURERS DETAILS	SILVER	PLAYGROUND CENTRE		REFER TO SPECIFICATION	6 monthly	Monthly inspection by LS Bi-annual inspection by authorised inspector from Playground Centre	Joel Hall E: jhall@landscapesolutions.co m.au PH: 0425 268 003
PE24	TUBULAR BELLS MUSICAL PLAY	AS SHOWN	TO MANUFACTURERS DETAILS	SILVER	PLAYGROUND CENTRE		REFER TO SPECIFICATION	6 monthly	Monthly inspection by LS Bi-annual inspection by authorised inspector from Playground Centre	Joel Hall E: jhall@landscapesolutions.co m.au PH: 0425 268 003
SL	5M TUBE SLIDE	5000MM	PLASTIC TO MANUFACTURER'S DETAILS	POMMEL BLUE	PLAYGROUND CENTRE		DETAIL 16-1 LAN-GI-DD XX-XX-017	6 monthly	Monthly inspection by LS Bi-annual inspection by authorised inspector from Playground Centre	Joel Hall E: jhall@landscapesolutions.co m.au PH: 0425 268 003



GROUND iNK

LANDSCAPE ARCHITECTS

Suite 201, 75 Archer Street, Chatswood, NSW 2067 Australia

Phone: + 61 (02) 9411 3279

admin@groundink.com.au

www.groundink.com.au