

When I'm working on a problem,  
I never think about beauty. I think  
only how to solve the problem. But  
when I have finished, if the solution  
is not beautiful, I know it is wrong.  
**Richard Buckminster Fuller**


Mechanical Engineering  
Lighting Design  
Sustainable Design  
Electrical Engineering

Copenhagen  
London  
Sydney  
Hong Kong  
New York

Level 8, 9 Castlereagh Street  
Sydney, NSW, 2000, Australia  
ABN 50 001 189 037  
t : +61 / 2 9967 2200  
e : info@steensenvarming.com

LIGHTING DESIGN

STEENSEN VARMING



Consultant Advice Note

Project No: 207037

Sydney, 1<sup>st</sup> June 2021  
Project No. 207037

**Ben Jones**  
Associate Director


ben.jones@steensenvarming.com  
+61 / 2 9967 2200

Document Revision and Status

Date	Rev	Issue	Notes	Checked	Approved
01-06-2021	00			TG	BAJ

Disclaimers and Caveats:

Copyright © 2021, by Steensen Varming Pty Ltd.  
All rights reserved. No part of this report may be reproduced or distributed in any form or by any means, or stored in a database or retrieval system, without the prior written permission of Steensen Varming Pty Ltd.  
This document is confidential and contains privileged information regarding existing and proposed services for the Building. The information contained in the documents is not to be given to or discussed with anyone other than those persons who are privileged to view the information. Privacy protection control systems designed to ensure the highest security standards and confidentiality are to be implemented. You should only re-transmit, distribute or commercialise the material if you are authorised to do so.



# 1.0 Introduction

For the Weigall Sports Complex, Sydney Grammar School (SSD-10421), we have been requested to provide additional information for the design of Signage:

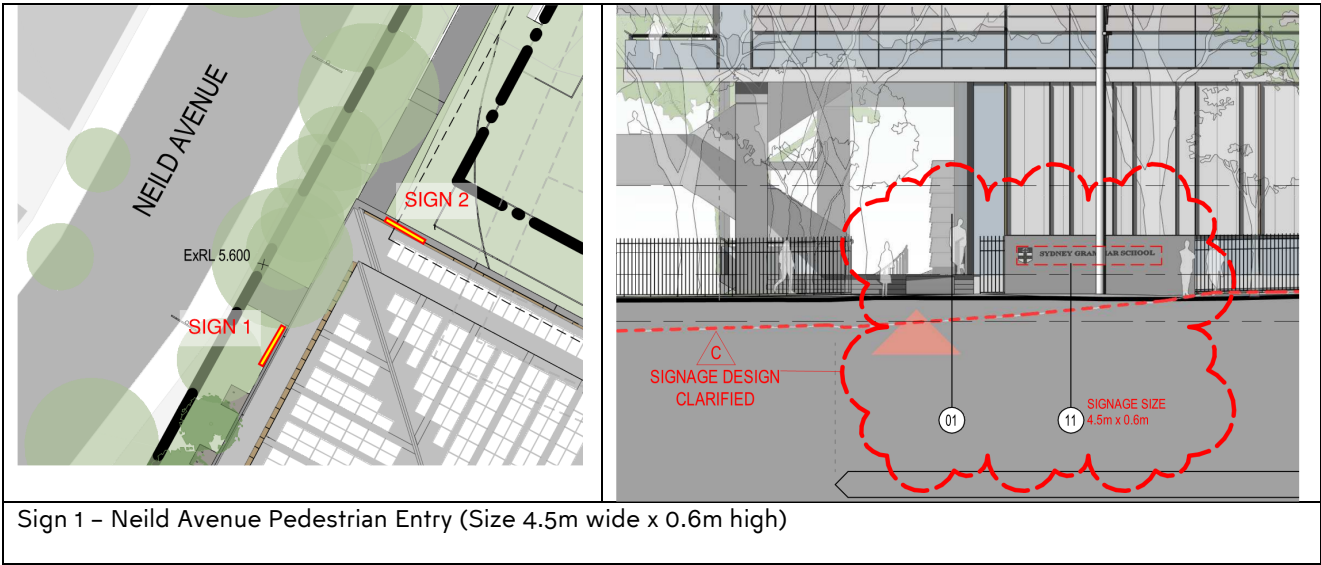
Provide details relating to signage including:

- a) Confirmation of whether the application applies for physical 'signage' or for 'signage zones' (i.e. with physical signage to form part of future separate application(s).
- b) Provide an elevation of the proposed sign located at the gate/entrance to the site from Alma Street.
- c) Details of illumination including which signs are to be illuminated, method of lighting, (internal, halo, up-lit etc) and whether lighting intensity will be adjustable.

This CAN (Consultant Advice Note), specifically addresses Point [C], as listed above.

# 2.0 Extent of Signage

The extent of signage has been documented as per the following:



Sign 1 – Neild Avenue Pedestrian Entry (Size 4.5m wide x 0.6m high)

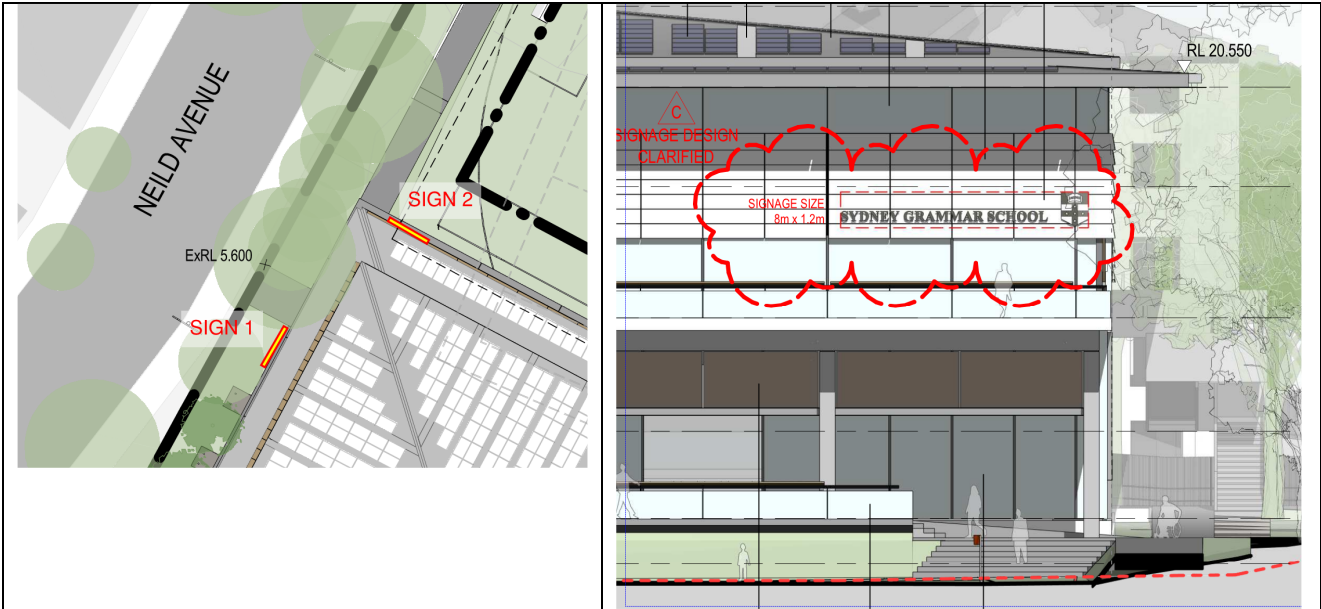
When I'm working on a problem,  
I never think about beauty. I think  
only how to solve the problem. But  
when I have finished, if the solution  
is not beautiful, I know it is wrong.  
**Richard Buckminster Fuller**

Mechanical Engineering  
Lighting Design  
Sustainable Design  
Electrical Engineering

Copenhagen  
London  
Sydney  
Hong Kong  
New York

Level 8, 9 Castlereagh Street  
Sydney, NSW, 2000, Australia  
ABN 50 001 189 037  
t : +61 / 2 9967 2200  
e : info@steensenvarming.com

STEENSEN VARMING



Sign 2 – Building 1 North façade (second floor / western end)(Size 8.0m wide x 1.2m high)



Sign 3 – Alma Street Pedestrian and Vehicular Entry (Size 1.2m wide x 0.8m high)

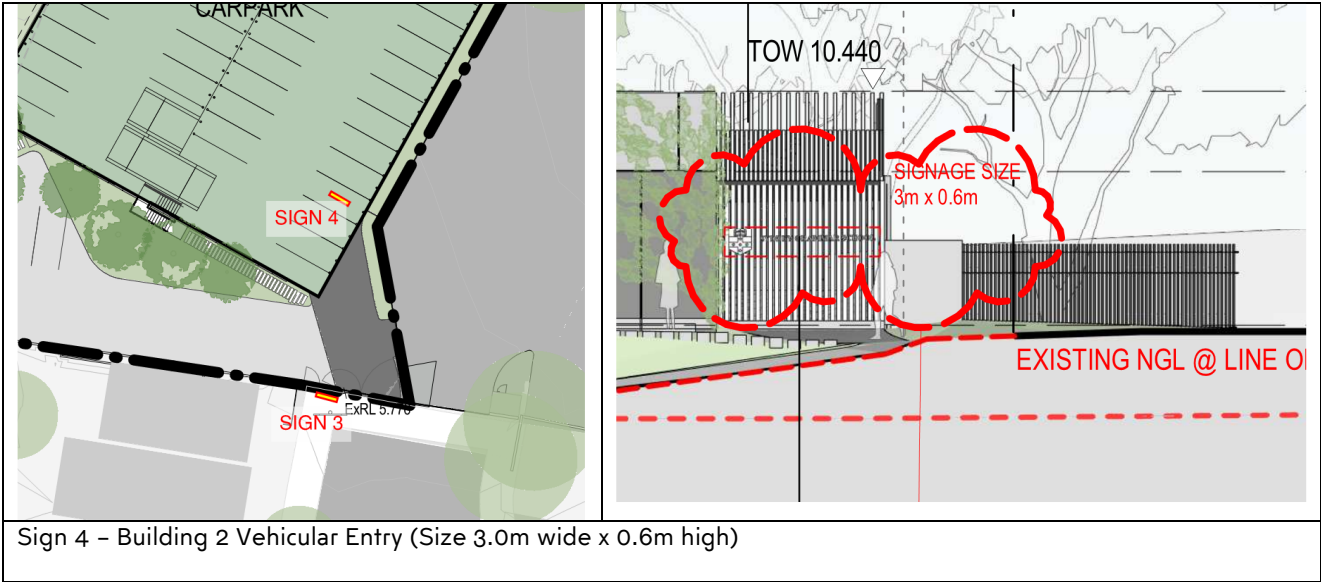
When I'm working on a problem,  
I never think about beauty. I think  
only how to solve the problem. But  
when I have finished, if the solution  
is not beautiful, I know it is wrong.  
**Richard Buckminster Fuller**

Mechanical Engineering  
Lighting Design  
Sustainable Design  
Electrical Engineering

Copenhagen  
London  
Sydney  
Hong Kong  
New York

Level 8, 9 Castlereagh Street  
Sydney, NSW, 2000, Australia  
ABN 50 001 189 037  
t : +61 / 2 9967 2200  
e : info@steensenvarming.com

STEENSEN VARMING



## 3.0 Approach

For this Consultant Advice Note, we have assumed that all 4 signs have the potential to be illuminated / lit.

The brightness of all light sources, luminous surfaces and lit surfaces that are visible from the street, are recommended to be limited to a maximum 300 candelas / square meter. It is recommended that evidence is produced by the manufacturer of the signage element (if of the illuminated variety), in demonstrating compliance with this requirement.

Any external signage lighting (i.e. front wash) should be aimed at the sign, with appropriate optical controls to reduce spill light. Consideration is to be given to the beam angle, area to be lit, aiming angle, viewing angle of light source, luminaire colour temperature and day time visual impact. Surface material of the sign is also to be reviewed. A matt non-gloss surface is recommended for diffusion of the light source and to minimise glare and reflections. For externally lit signage, it is recommended calculations are undertaken to assess compliance with AS4282 Control of obtrusive effects of outdoor lighting.

Use of night-time controls to reduce or turn off signage lighting after 11pm is proposed for both internally and/or externally illuminated signage.