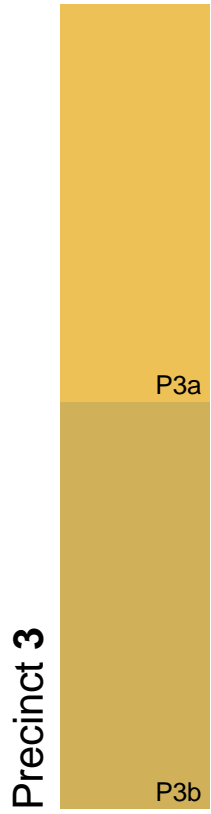
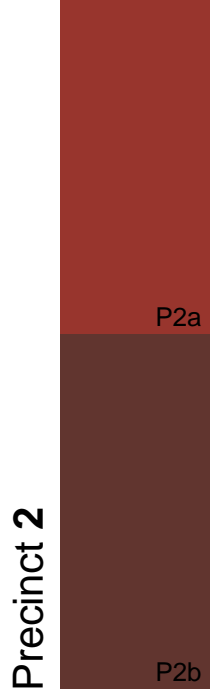
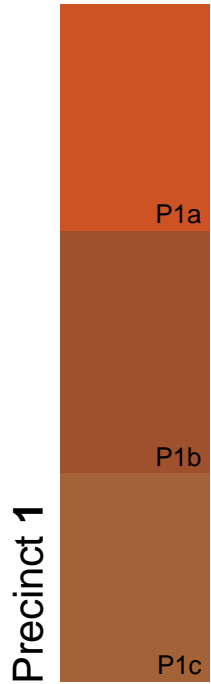


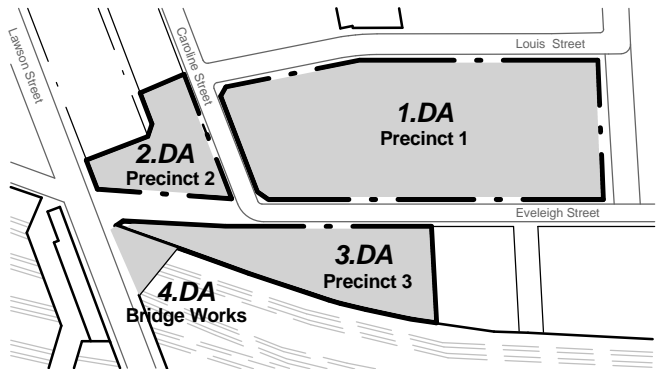
Material Precedents



Base Tones

Abbreviations / Finishes Schedule

CY	Canopy Types
CY1a	Prefinished Suspended Steel Framed Canopy With Curved Metal Panel Soffit To Pemulwuy Place And Gym Entry
CY1b	Prefinished Steel Framed Fixed Louvre Canopy Over Terrace Entry To Retail Units Facing Louis Street
CY1c	Prefinished Aluminium Grille Sun Shading Canopy To North Facing Residential Apartment Windows
CY1d	Prefinished Steel Framed Box Section Sun Louvre Canopies To Townhouses Facades and Terraces
CY2a	Prefinished Aluminium Grille Sun Shading Canopy To Commercial Units
CY3a	Framed Canopy With Prefinished Profiled Metal Cladding To Eveleigh Street Commercial / Gallery Lobby Entry
CY3b	Grade 'A' Safety Glass Panel Canopy With Frit Pattern On Prefinished Steel Outriggers Over Commercial Entries To Eveleigh St
CY3c	Framed Canopy With Prefinished Profiled Metal Cladding To Eveleigh Street Student Housing Entry
FT	Fence / Screen Types
FT0a	Open Mesh Fencing On Galvanised MS Frame To Basement Store Enclosures and Exposed Ramp Edges
FT0b	New Transparent Fence / Barrier To Lawson Street Bridge Expansion - Details To Be Confirmed With Rail Corp
FT1a	Prefinished Vertical Batten Fencing With Colour Variations To Townhouses Terraces
FT2a	Prefinished Vertical Baluster Fence Enclosure With Colour Variations On Low Conc Retaining Wall With Proprietary Double Gate To Childcare Open Space
FT2b	1500mm High Grade 'A' Safety Glass Panel Fence With Graded Frit Pattern Fixed With Patch Prefinished To Prefinished Steel Baluster Posts
FT3a	1800mm High Privacy Screens Between Commercial / Student Housing Common Open Areas
GF	Glass Framing Systems (All Frames To Comply With AS2047)
GF0a	Framed Curtain Wall System With Proprietary Door and window Opening Systems With Black Powdercoat Finish (Retail - Precincts P1 / P2)
GF0b	Framed Curtain Wall System With Proprietary Door and window Opening Systems With Black Powdercoat Finish (Commercial - Precincts P2 / P3)
GF1a	Framed Curtain Wall System With Black Powdercoat Finish To Gym Areas
GF1b	Frameless Glass Curtain Wall System With Laminated High Resolution Transparent Image Of Aboriginal Australia Flag Applied To Inside Face
GF1c	Framed Curtain Wall System With Black Powdercoat Finish To Residential Foyer
GF1d	Prefinished Metal Framed Sliding Door Sets To Residential Apartments And Townhouses With Black Powdercoat Finish
GF1e	Prefinished Metal Framed Window Systems To Residential Apartments And Townhouses With Black Powdercoat Finish
GF2a	Prefinished Metal Framed Curtain Wall System With Black Powdercoat Finish To Childcare Area
GF2b	Prefinished Metal Framed Window Systems To Childcare Areas With Black Powdercoat Finish
GF3a	Frameless Glazing Curtain Wall System To Main Gallery Facade
GF3b	Frameless Glazing Curtain Wall System To Secondary Elevation Of Commercial Entries Along Eveleigh Street
GF3c	Prefinished Metal Framed Windows Student Housing With Black Powdercoat Finish
GF3d	Prefinished Metal Framed Awning Windows Student Housing Facing Rail Corridor With Black Powdercoat Finish
GF3e	Prefinished Metal Framed Sliding Door Sets To Student Housing With Black Powdercoat Finish
GL	Glazing Types (To Comply With AS1288)
HT	Handrail/Balustrade Types (All Glazing Components To AS1288)
HT0a	Galvanised MS Pipe Rail, Balusters and Cross Rails To Fire Isolated Escape Stairs
HT0b	Galvanised MS Pipe Rail Balustrade To Basement Carpark Areas
HT1a	Prefinished Steel Framed Balustrades with Extruded Aluminium Handrail And Glazed Baluster Panels With Graded Frit Pattern To Residential Balconies
HT2a	Prefinished Steel Framed Balustrades with Extruded Aluminium Handrail And Glazed Baluster Panels With Frit Pattern To Commercial Balconies
HT3a	Prefinished Steel Framed Balustrades With SS Handrail To Common Student Housing Staircases
HT3b	Frameless Glass Balustrade With SS Handrail To Mezzanine Level Of Student Common Area
HT3c	Prefinished Steel Framed Balustrades with Extruded Aluminium Handrail And Glazed Baluster Panels With Frit Pattern To Student Housing Balconies
LB	Letter Boxes (Installed To Comply With Australian Post Regulations)
LV	Louvre Types
LV1a	Prefinished Aluminium Fixed Vertical Louvres To Residential Balconies Finished As Clear Anodised
LV1b	Prefinished Aluminium Fixed Horizontal Louvre Panels above Retail Units Facing Louis Street (See also CPY1b)
LV2a	Prefinished Aluminium Fixed Horizontal Slim Line Elliptical Louvres To West and North Facing Commercial Levels
LV3a	Prefinished Fixed Perforated Louvre Panels Full Height To Ground Floor Gallery Elevation - Powdercoat Finish Colour To Match P3a
LV3b	Prefinished Fixed Perforated Louvre Panels Full Height To Level 1 Gallery Elevation Finished As Clear Anodised
LV3c	Prefinished Adjustable Horizontal Elliptical Louvres To West Facing Student Housing Units Along Eveleigh Street - Powdercoat Finish Colour To Match Dulux 'Grey Satin'
LV3d	Prefinished Adjustable Horizontal Elliptical Louvres To West Facing Student Housing Units Along Eveleigh Street - Powdercoat Finish Colour To Match Dulux 'Silver Grey Matt'
LV3e	Prefinished Horizontal Elliptical Louvres To East Facing Student Housing Units Along Railway Corridor - Powdercoat Finish Colour To Match Dulux Duratec - Luna Eclipse 87734 Satin
MC	External Cladding And Roof Lining Types
MC1a	Prefinished Lysaght Kiplok 700 Roofing Sheets (OEA) - Finished In Colourbond 'Bushland' With Box Gutter Finish To Match To Terrace Housing
MC1b	Proprietary External Wall Panel Cladding System With Expressed Joints To Eastern Elevation Of Apartments - Colour Variations To Match P0c, P1a, P1b and P1c
MC1c	Proprietary External Wall Panel Cladding System With Concealed Joints To Window Box Elements - Colour Variations To Match P1a, P1b and P1c
MC1d	Corten Steel Cladding Panel With Laser Cut Pattern Fixed Over Split Batten Frame System To Common Terrace Entry's
MC1e	Prefinished Lysaght Kiplok 700 Roofing Sheets (OEA) - Finished In Colourbond 'Surfmist' To Apartment Block
MC3a	Prefinished Lysaght Kiplok 700 Roofing Sheets (OEA) - Finished In Colourbond 'Surfmist' With Box Gutter Finish To Match To Commercial Roofs
MC3b	Corten Steel Cladding Fixed On Proprietary Steel Frame System To Art Gallery Facade
P	Applied Coatings (Refer Also to Drawing ODA900)
P0a	Base Building Colour To Match - Dulux / Linseed / P15.B3
P0b	Secondary Feature Face Colour To Match - Dulux / Swampy / P15.B6
P0c	Slab Edge and Black 'Owl' Colour To Match - Dulux / Whisper White / PCWF674161
P0d	All Glazing Frames To Match - Dulux Duratec - Luna Eclipse 87734 Satin
P1a	Feature #1 Colour To Match - Dulux / Play School / P09.H9
P1b	Feature #2 Colour To Match - Dulux / Warmth / P09.G9
P1c	Feature #3 Colour To Match - Dulux / Hot Ginger / P10.F9
P2a	Feature #1 Colour To Match - Dulux / Red Slip / P05.G9
P2b	Feature #2 Colour To Match - Dulux / Rusted Crimson / P05.E9
P3a	Feature #1 Colour To Match - Dulux / Corn Bread / P14.H6
P3b	Feature #2 Colour To Match - Dulux / Warm Wollen / P16.F6
TS	Tile And Paver Types (Slip Resistance Grade Of Tiles To Be Selected To Relevant To Use And Exposure)
TS0a	Refer To Landscape Architects Details For Finishes To Public Domain Areas
TS1a	300x600mm Floor Tiles To General Areas - Retail / Gym / Basement
TS1b	300x300mm Tiles Laid To Falls In Wc's And Changing Rooms To Retail / Gym Areas
TS1c	300x600mm Direct Stick Floor Tiles To Residential Foyer / Lobbies Areas
TS1d	600x600mm External Paver To Residential Terrace & Balcony Areas
TS1e	300x600mm Direct Stick Floor Tiles To Kitchen Areas Of Apartments and Townhouses
TS1f	300x300mm Tiles Laid To Falls In Bath Rooms And Ldly's To Apartments and Townhouses
TS2a	600x600mm Floor Tiles To General Areas - Retail / Commercial - External Areas (Entry / Balcony)
TS2b	300x600mm Direct Stick Floor Tiles To Commercial Lobbies
TS2c	300x300mm Direct Stick Floor Tiles To Kitchens Of Retail / Commercial Areas
TS2d	300x300mm Tiles Laid To Falls In Retail / Commercial Wc's
TS2e	600x600mm External Pavers To Childcare External Areas
TS2f	300x600mm Direct Stick Floor Tiles To Kitchens In Childcare Area
TS2g	300x300mm Tiles Laid To Falls In Bath Rooms / Ldly's To Childcare Areas
TS3a	300x600mm Direct Stick Floor Tiles To Commercial / Gallery Lobby Area
TS3b	300x300mm Tiles Laid To Falls In Wc's To Commercial / Gallery Areas
TS3c	600x600mm External Pavers To Student Housing Entry Area
TS3d	300x300mm Tiles Laid To Falls In Shared Laundry and Wc's Of Student Housing Common Area
TS3e	300x600mm Direct Stick Floor Tiles To Kitchens In Student Housing Units
TS3f	300x300mm Tiles Laid To Falls In Bath Rooms To Student Housing Units



CNR PARRAMATTA RD & JOHNSTON ST • PO BOX 254 • ANNANDALI • NSW 2038 • T.02 9517 2822 F.02 9517 2833
STEPHEN J. NORDON REGISTRATION No. NSW - 4704 GRAHAM P. JAGO REGISTRATION No. NSW - 4926

Development Application		
Rev	Description	Date
A	Development Application Issue	14.12.11

Pemulwuy Project, Mixed Use Development, REDFERN

J:\DEI0210 Pemulwuy Project\4 NJA Documentation\6 CADD\3 DA\01 Model\01 Current\DEI0210_0DA Site Master 111212.rvt

TITLE

Materials and Finishes Board

JOB No.	DEI00210
DATE	June 2010
SCALE	A1 @ As indicated
DWG No.	ODA900 A