

01 ELEVATION - NORTH
1:500 @A1



02 ELEVATION - WEST
1:500 @A1



03 ELEVATION - SOUTH
1:500 @A1



04 ELEVATION - EAST
1:500 @A1

GENERAL LEGEND

-ALL ARCHITECTURAL DRAWINGS AND DOCUMENTS TO BE READ IN CONJUNCTION WITH OTHER CONSULTANTS DRAWINGS AND REPORTS
-FOR ALL EXTERNAL LEVELS REFER LANDSCAPE DRAWINGS.
-USE FIGURE DIMENSIONS ONLY - DO NOT SCALE FROM DRAWINGS. IF UNSURE CONFIRM DIMENSION WITH ARCHITECT PRIOR TO PROCEEDING
-'COPYRIGHT' TONY CARO ARCHITECTURE
-DIGITAL FILES ARE ISSUED FOR INFORMATION ONLY. CHANGES MUST NOT BE MADE TO DOCUMENTS WITHOUT ARCHITECT'S CONSENT

LEGEND - EXTERNAL FINISHES

AVB	ALUMINIUM VERTICAL BLADE - VARYING DEPTHS (300, 450, 600mm)
ALS	ALUMINIUM SLIDING SCREENS
ALV	ALUMINIUM LOUVRE VENTS IN 'DARK BRONZE'
BLG	BALUSTRADE - GLASS
BLC	BALUSTRADE - CONCRETE WITH PAINTED FINISH OR SIMILAR
BLM	BALUSTRADE - METAL
G_1	GLAZING TYPE 1 - CLEAR
G_2	GLAZING TYPE 2 - TRANSLUCENT GLASS. COLOUR TBA
G_3	GLAZING TYPE 3 - OPAQUE FILM APPLIED. COLOUR TBA
PC_1	PRECAST CONCRETE SPANDREL PANELS WITH PENETRATING PAINT FINISH OR SIMILAR IN 'NATURAL WHITE'
PC_2	SMOOTH PRECAST CONCRETE WITH PAINTED FINISH (NATURAL WHITE) OR SIMILAR
PC_3	SMOOTH PRECAST CONCRETE WITH PAINTED FINISH (GREY PEBBLE) OR SIMILAR
PC_4	PRECAST CONCRETE WITH VERTICAL TEXTURE AND PENETRATING PAINT FINISH OR SIMILAR IN 'GREY PEBBLE'
PFS	PERFORATED METAL SCREEN
SSC	SAW-CUT SANDSTONE CLADDING
SPF	STEEL PORTAL FRAME WITH MICACEOUS PAINT FINISH
AHB	ALUMINIUM HORIZONTAL BLADES IN 'DARK BRONZE'

DRAWING PREPARED FOR:

MERITON
MAKING LUXURY APARTMENTS AFFORDABLE

MERITON APARTMENTS
LEVEL 11, MERITON TOWER
528 KENT STREET, SYDNEY

BY:

TONY CARO ARCHITECTURE PTY LTD
LEVEL 1, 2 GLEN ST MILSONS POINT
NSW 2061 SYDNEY AUSTRALIA
T 99649100 F 99649133
WWW.TONYCAROARCHITECTURE.COM.AU

TONYCAROARCHITECTURE

ISSUE REGISTER

No	Date	Note	By
11	20/9/13	Amended s.75w Application	JF
10	17/5/13	Amended s.75w Application	JF
9	12/3/13	Issued for Information	JF
8	24/1/13	EPBC Referral Issue	JF
7	22/1/13	EPBC Referral Issue	JF
6	14/12/11	DA Issue - Flood Level Change	JF
5	23/11/11	DA Issue - Additional Information	JF
4	23/6/11	Issued for DA	JF
3	18/5/11	Issued for DA	JF
2	10/5/11	Revised Prelim DA for Review	JF
1	29/4/11	Preliminary DA for Review	JF

REVISION REGISTER

No	Date	Note	By

KEY CONSULTANT INFO

LANDSCAPE	GUY STURT & ASSOC GUY STURT 9211 3744 guy@sturtassociates.com.au
STRUCTURAL	MERITON GEOFF 9211 3744 guy@sturtassociates.com.au
HYDRAULIC	TBA TBA TBA TBA

KEY CONSULTANT INFO

BASIX	EFFICIENT LIVING TRACEY COOLESTRACEY COOLES 9949 0332 tracey@efficientliving.com.au
SOLAR ACCESS	HEGGIES NEIHAD AL-KHALIDY 9427 8100 neihad.al-khalidy@heggies.com.au
TRAFFIC	TTPA ROSS NETTLE 0416 189 656 ttpa@ttpa.com.au

GENERAL NOTES

DO NOT SCALE OFF THIS DRAWING. USE FIGURED DIMENSIONS ONLY. VERIFY ALL DIMENSIONS ON SITE AND RESOLVE ANY DISCREPANCIES BEFORE PROCEEDING. COPYRIGHT OF THIS DRAWING AND THE DESIGNS EXECUTED REMAIN THE PROPERTY OF TONY CARO ARCHITECTURE. BUILDER TO EXAMINE SITE AND VERIFY SITE CONDITIONS PRIOR TO COMMENCING WORK. BUILDER TO CONFIRM BUILDING SETOUT PRIOR TO COMMENCING WORK. ALL ARCHITECTURAL DRAWINGS TO BE READ IN CONJUNCTION WITH OTHER ARCHITECTURAL DETAILS, SCHEDULES AND SPECIFICATIONS. ALL ARCHITECTURAL DRAWINGS AND DOCUMENTS TO BE READ IN CONJUNCTION WITH OTHER CONSULTANTS DRAWINGS AND SPECIFICATIONS. BUILDER TO ALLOW FOR DEFLECTION TO ALL SLABS AS REQUIRED TO STRUCTURAL ENGINEERS SPECIFICATION. CAD DOCUMENTS ARE ISSUED FOR INFORMATION ONLY. CHANGES ARE NOT TO BE MADE TO ANY DOCUMENTATION WITHOUT THE ARCHITECTS WRITTEN APPROVAL. TCA TAKES NO RESPONSIBILITY FOR THE ELECTRONIC TRANSMISSION, DIMENSIONS OR ACCURACY OF THESE DRAAWINGS. CEILING LEVEL AT NOMINATED DISTANCE FROM FINISHED FLOOR LEVEL. FOR ALL EXTERNAL LEVELS REFER TO LANDSCAPE ARCHITECT'S DRAWINGS.

KEY PLAN / GENERAL INFO

REFERENCE SCALE 1:500
0 10 20 30 40 50

PROJECT

RIVERFRONT APARTMENTS

330 CHURCH STREET
PARRAMATTA NSW

DRAWING NAME

ELEVATIONS - SITE

SCALE	PAGE SIZE	STATUS
1:500	A1	A
Date	JF	JF
17/5/13		11

A300

1008_ELEVATIONS_09.rvtx