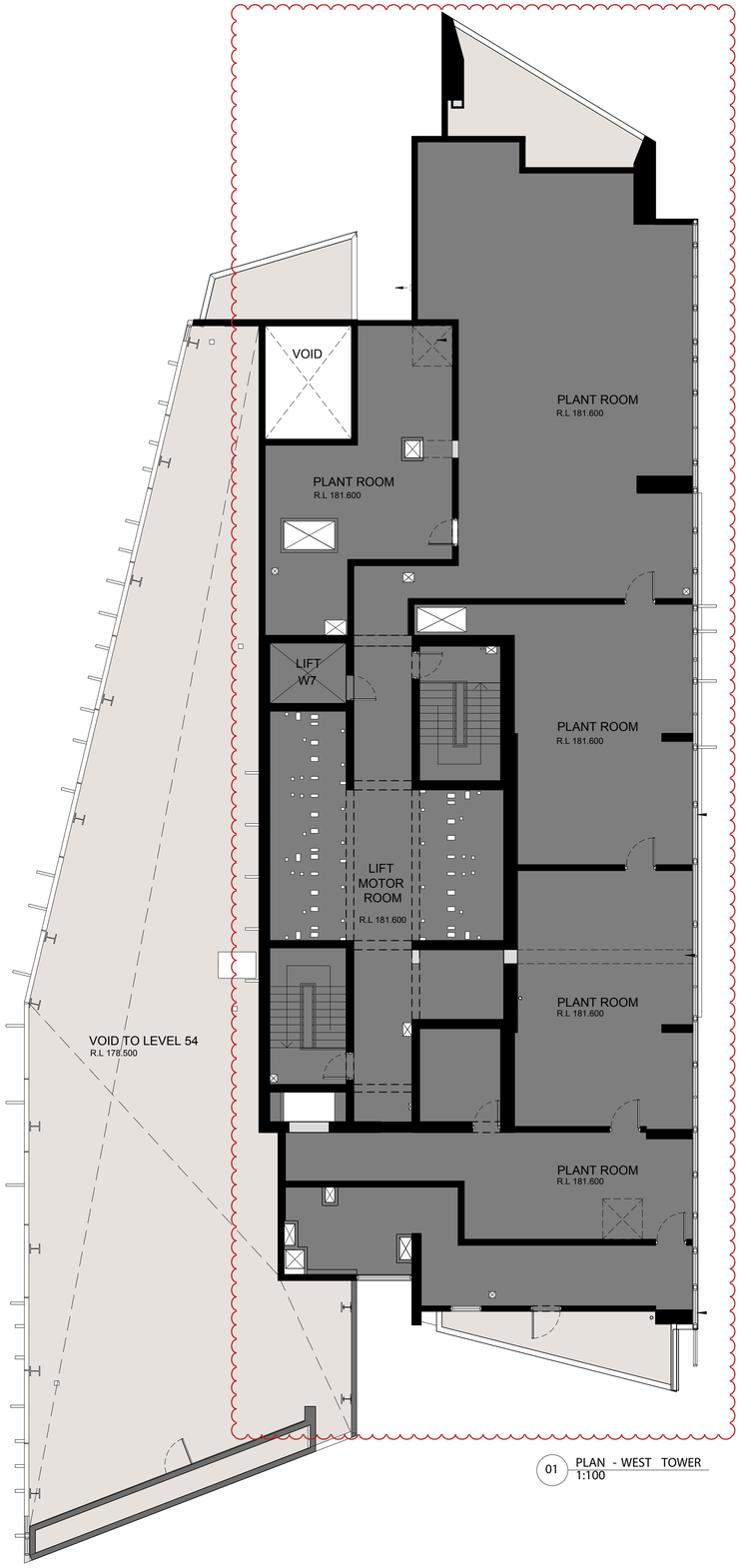

01 PLAN - WEST TOWER
1:100



02 PLAN - EAST TOWER
1:100

Meriton's BASIX Commitments – Riverfront Apartments

Glazing	Block 2 windows: Single glazed Frames: A16 – WOOD or PVC	Artificial lighting (within units)	4 watts per fluorescent lighting to be provided to bathrooms, laundries and kitchens
Roof / ceiling insulation	Roof: Concrete slab roof to apartments; Concrete slab roof with green roof Roof insulation: None Ceiling insulation: None Ceiling insulation: None throughout, except as per thermal comfort requirements.	Heating & cooling (within units)	All units to have individual single phase reverse cycle air-conditioners All 2 bedroom units: 2.5 star – Cooling and 2.5 star – Heating (cooler) (new) All 2 bedroom units: 2.5 star – Cooling and 2.5 star – Heating (cooler) (new) All 3 bedroom units: 2.5 star – Cooling and 2.5 star – Heating (cooler) (new)
Roof / floor insulation	External walls: Precast concrete - plasterboard lined External walls insulation: Block 2 only: R1.5 (to be added to thermal comfort upgrade below) Internal walls: Plasterboard on studs: no insulation Inter - tenancy walls: Metal - no insulation Floors: Concrete Floor insulation: None throughout, except as per thermal comfort requirements.	Ventilation systems (within units)	Bathroom ventilation: Individual fan, ducted to roof or façade – manual on/timer off Laundry ventilation: Individual fan, not ducted roof/ manual switch on/ timer off Kitchen ventilation: Individual fan, not ducted roof/ manual switch on/off
Thermal comfort upgrades (units)	Ceiling insulation: R1.3 insulation to units 10-11; 14-15; 24-25; 28-29; 34-35; 38-39; 44-45; 48-49; 54-55; 58-59; 64-65; 68-69; 74-75; 78-79; 84-85; 88-89; 94-95. External wall insulation: R1.5 insulation to units 2-03 to 10-03; 12-03 to 20-03; 22-03 to 30-03; 32-03 to 40-03; 42-03 to 50-03 & special panels of units 21-23 to 24-23; 31-03 to 34-03. Floor insulation: R1.3 insulation to units 3-02; 3-06; 3-07; 3-08; 3-09; 3-10; 3-11 & 3-12 (block 2)	Appliances & other efficiency measures (within units)	Gas cooktop & electric oven Dishwasher: 4 star Clothes dryer: 2 star Well ventilated Fridge space Instant or shelved clothes drying lines
Fixtures (within units)	Showerheads: 3 star (>7.5 L/min) Toilets: 4 star Taps: 4 star Bath taps: 4 star	Artificial lighting (within common areas)	Lifts: compact fluorescent – manual on / off Plant areas: compact fluorescent – manual on / off Corridors: fluorescent – manual on / off Carpark: fluorescent – zoned switching with motion sensor Garbage room: fluorescent – manual on / off Garbage rooms: fluorescent – manual on / off Laundry: compact fluorescent – manual on / off Grass / Maintenance rooms: fluorescent – manual on / off Pool / Spa: compact fluorescent – manual on / off Walkways: compact fluorescent – zoned switching
Fixtures (within common areas)	Showerheads: 3 star (>7.5 L/min (>9 L/min) Toilets: 4 star Bath taps: 4 star	Ventilation systems (within common areas)	Carpark: ventilation (supply + exhaust) – CO monitoring Lift motor room: ventilation (supply + exhaust) – timer controlled Garbage room: ventilation (supply + exhaust) – carbon monoxide monitor + VSD fan Garbage rooms: ventilation (exhaust only) – with an efficiency rating Laundry: ventilation (exhaust only) – with an efficiency rating Plant or service rooms: ventilation (exhaust only – interlocked to light Grass / Maintenance rooms: ventilation (exhaust only – interlocked to light Walkways: ventilation (supply only – time clock or BMS controlled Pool / Spa: ventilation (supply + exhaust) – timer controlled	Alternative energy A 10kW photovoltaic system is required for this development
Appliances (within units)	Dishwashers: 3 star Clothes washers: At least 60% of all occupants are expected to use energy or water efficient washing machines with a water efficiency of 3 stars or greater.		
Central rainwater storage	Tank size: 20,000L Connected to: All toilets; Main cold water supply; Water for irrigation of landscaping	BASIX Commitments, approved by _____	
Roof / Spa / Sauna	Indoor pool: Volume: 120 kL		
Central hot water system	Central gas fired boiler with R2.5 (+25mm) insulation to reticulated pipe supply mains		
Hot heating systems	Pool – electric heat pump heating / pump controlled by timer		

MERITON

MERITON APARTMENTS
LEVEL 11, MERITON TOWER
528 KENT STREET, SYDNEY

ISSUE REGISTER

No	Date	Note	By
12	13/7/16	Amended s75w Application	MR
11	12/12/14	Amended s75w Application	SM
10	18/2/14	Amended s75w Application	SM
9	12/2/14	Amended s75w Application	SM
8	19/12/13	Amended s75w Application	JF
7	17/5/13	Amended Section 75w Application	JF
6	23/11/11	DA Issue - Additional Information	JF
5	18/5/11	Issued for DA	JF
4	10/5/11	Preliminary DA Issue for Review	JF
3	28/4/11	Preliminary DA Issue for Review	JF
2	28/3/11	TEST	SM

REVISION REGISTER

No	Date	Note	By
E	13/7/16	Revised s75w Application	MR
D	12/12/14	Revised s75w Application	RD
C	18/2/14	Revised s75w Application	RD
B	12/2/14	Revised s75w Application	RD
A	19/12/13	Revised s75w Application	RD

LEGEND

KEY CONSULTANT INFO

LANDSCAPE	GUY STURT & ASSOC GUY STURT 9211 3744 guy@sturtassociates.com.au
STRUCTURAL	BONACCI GROUP TIM HOARE 8247 8400 thoare@bonaccigroup.com
HYDRAULIC	TBA TBA TBA TBA

KEY CONSULTANT INFO

BASIX	EFFICIENT LIVING TRACEY COOLES 9949 0332 tracey@efficientliving.com.au
SOLAR ACCESS	HEGGIES NEIHAD AL-KHALIDY 9427 8100 neihad.al-khalidy@heggies.com.au
TRAFFIC	TTPA ROSS NETTLE 0416 189 656 ttpa@ttpa.com.au

GENERAL NOTES

DO NOT SCALE OFF THIS DRAWING. USE FIGURED DIMENSIONS ONLY. VERIFY ALL DIMENSIONS ON SITE AND RESOLVE ANY DISCREPANCIES BEFORE PROCEEDING. COPYRIGHT OF THIS DRAWING AND THE DESIGNS EXECUTED REMAIN THE PROPERTY OF TONY CARO ARCHITECTURE. BUILDER TO EXAMINE SITE AND VERIFY SITE CONDITIONS PRIOR TO COMMENCING WORK. BUILDER TO CONFIRM BUILDING SETOUT PRIOR TO COMMENCING WORK. ALL ARCHITECTURAL DRAWINGS TO BE READ IN CONJUNCTION WITH OTHER ARCHITECTURAL DETAILS, SCHEDULES AND SPECIFICATIONS. ALL ARCHITECTURAL DRAWINGS AND DOCUMENTS TO BE READ IN CONJUNCTION WITH OTHER CONSULTANTS DRAWINGS AND SPECIFICATIONS. BUILDER TO ALLOW FOR DEFLECTION TO ALL SLABS AS REQUIRED TO STRUCTURAL ENGINEERS SPECIFICATION. CAD DOCUMENTS ARE ISSUED FOR INFORMATION ONLY. CHANGES ARE NOT TO BE MADE TO ANY DOCUMENTATION WITHOUT THE ARCHITECTS WRITTEN APPROVAL. TCA TAKES NO RESPONSIBILITY FOR THE ELECTRONIC TRANSMISSION, DIMENSIONS OR ACCURACY OF THESE DRAWINGS. CEILING LEVEL AT NOMINATED DISTANCE FROM FINISHED FLOOR LEVEL. FOR ALL EXTERNAL LEVELS REFER TO LANDSCAPE ARCHITECT'S DRAWINGS.

KEY PLAN / GENERAL INFO

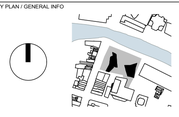

REFERENCE SCALE 1:100
0 1 2 3 4 5

PROJECT
RIVERFRONT APARTMENTS
330 CHURCH STREET
PARRAMATTA NSW

DRAWING NAME
Plan_Level 55 Plant

SCALE	PAGE SIZE	STATUS
1:100	A1	PRELIMINARY
DWG DATE	DRAWN BY	APPR BY
MAR 2011	JF	TC
PLOT DATE	REV	ISSUE
12/18/14	E	12

DRAWING NUMBER
A155