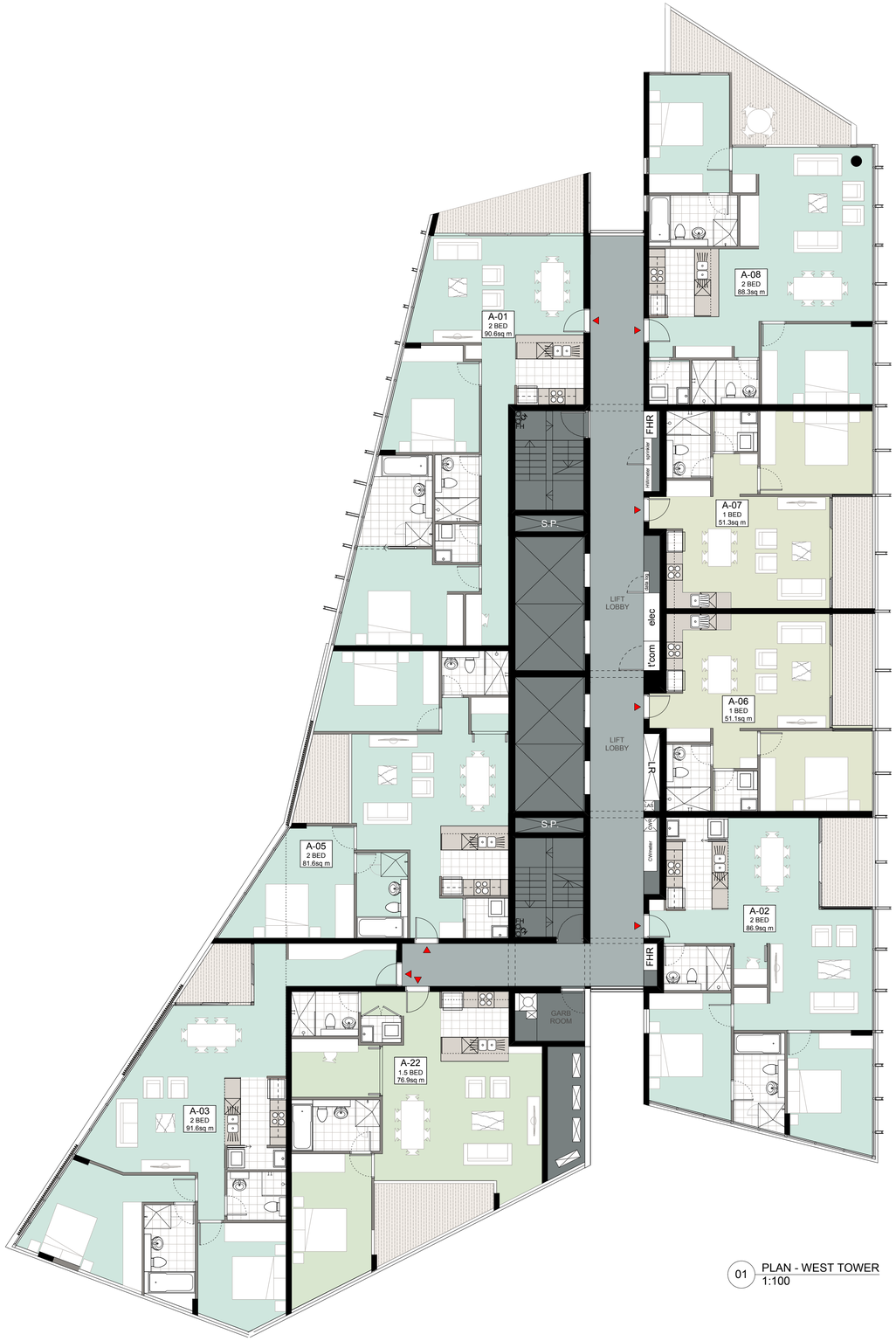

01 PLAN - WEST TOWER
1:100

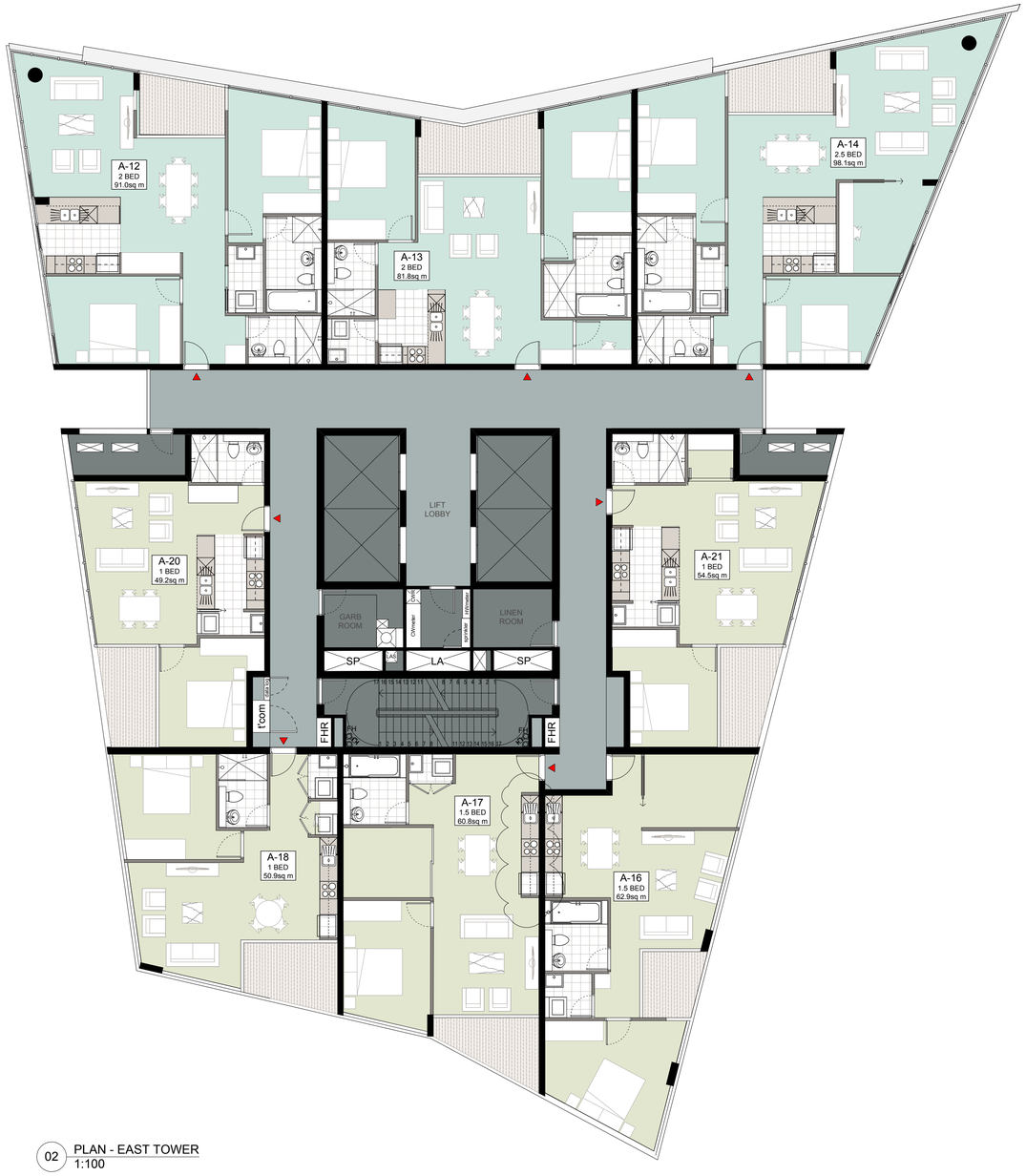

02 PLAN - EAST TOWER
1:100

Meriton's BASIX Commitments – Riverfront Apartments

		Artificial lighting (within units)	Kitchen,bath,laundry,hallway lighting to be provided to bedrooms, kitchens and living areas. Kitchen: 3.5 W/m2
Glazing	Glass / window: Single glass Lowe Frame: Alum. Shade: Blind		
Roof / ceiling insulation	Roof: Concrete slab roof to apartments Concrete slab roof with green roof Ceiling: Plasterboard Ceiling: Plasterboard Ceiling insulation: None throughout, except as per thermal comfort upgrades below	Heating & cooling (within units)	All units to have individual single phase reverse cycle air conditioning All 1 Bedroom units: 2.5 star - Cooling and 2.5 star - Heating (cooled) (new) All 2 Bedroom units: 2.5 star - Cooling and 2.5 star - Heating (cooled) (new) All 3 Bedroom units: 2.5 star - Cooling and 2.5 star - Heating (cooled) (new)
Wall / floor insulation	External walls: Precast concrete - plasterboard lining Internal walls: Plasterboard - plasterboard lining Wall insulation: None throughout, except as per thermal comfort upgrades below Floor: Concrete slab - Floorboard or cork - no insulation Floor: Ground floor - Concrete slab Floor insulation: None throughout, except as per thermal comfort upgrades below	Ventilation systems (within units)	Bathroom ventilation: Individual fan, ducted to roof or façade - manual on/off Kitchen ventilation: Individual fan, not ducted roof - manual on/off Laundry ventilation: Individual fan, not ducted roof - manual on/off
Thermal Comfort Upgrades (units)	Ceiling insulation: R3.0 insulation to units G3-G4, G9-G10, G15-G16, 1-2, 7-8, 13-14, 19-20, 25-26, 31-32, 37-38, 43-44, 49-50, 55-56, 61-62, 67-68, 73-74, 79-80 External wall insulation: R1.0 insulation to units 3-6,9-12,15-18,21-24,27-30,33-36,39-42,45-48,51-54,57-60 & ground floor units of units 1-2,7-8,13-14,19-20,25-26,31-32,37-38,43-44,49-50 Floor insulation: R1.0 insulation to units 0-02, 3-06, 3-07, 3-08, 3-09, 3-10, 3-11, 3-12, 3-13, 3-14, 3-15	Appliances & other efficiency measures (within units)	Gas cooking & electric oven Dishwasher: 3 star Clothes dryer: 2 star Refrigerator: 4 star fridge space Water or drained cutlery drying rack
Volume (within units)	Toilets: 4 star Kitchen taps: 4 star Bath taps: 4 star	Artificial lighting (within common areas)	Lift: compact fluorescent – manual on / off Plant area: compact fluorescent – manual on / off Foyer: compact fluorescent – manual on / off Carpark: fluorescent – cover switching with motion sensor Carpark: fluorescent – manual on / off Garbage rooms: fluorescent – manual on / off Stairs: compact fluorescent – manual on / off Stairs / discharmbulkhead: fluorescent – manual on / off Stairs: fluorescent – cover switching with motion sensor Hallways: compact fluorescent – timed switching
Volume (within common areas)	Showerhead: 3 star (>7.5 but <=9 l/min) Toilets: 4 star Kitchen taps: 4 star Bath taps: 4 star	Ventilation systems (within common areas)	Carpark: mechanical exhaust - manual on / off with timer controlled Gym: air conditioned – non ducted to roof Carpark: ventilation (supply + exhaust) – carbon monoxide monitor > 100 fan Lift: ventilation – individual fan, ducted to roof – manual on / off Garbage rooms: exhaust fan – manual on / off Plant room: ventilation – individual fan, ducted to roof – thermostat controlled Plant or service rooms: ventilation exhaust only – interrupted to light Hallways: ventilation – individual fan, ducted to roof – manual on / off Hallways: ventilation supply only – non-ducted – manual on / off
Appliances (within units)	Dishwashers: 3 star Clothes washers: At least 60% of all occupants are expected to have access to clothes washing machines with a water efficiency of 4 stars or greater	Alternative energy	5.1kW photovoltaic system is required for this development
Internal rainwater storage	Tank size: 40,000L Connected to: Toilets, clean on rainfall/pre roof areas of towers Connected to: – Irrigation of landscaping	BASIX Commitments, approved by _____	
Roof / Sun / Sauna	Indoor pool Heater: 125 kL		
Thermal hot water system	Central gas fired boiler with R0.5 (~25mm) insulation to hot water pipes and storage tank		
Hot heating systems	Pool - electric heat pump heating - pump controlled by a timer		

TONYCAROARCHITECTURE

DRAWING PREPARED FOR:
MERITON
MAKING LUXURY APARTMENTS AFFORDABLE

MERITON APARTMENTS
LEVEL 11, MERITON TOWER
528 KENT STREET, SYDNEY

BY:

TONY CARO ARCHITECTURE PTY LTD
LEVEL 1, 2 GLEN ST MILSONS POINT
NSW 2061 SYDNEY AUSTRALIA
T 99649100 F 99649133
WWW.TONYCAROARCHITECTURE.COM.AU

ISSUE REGISTER

No	Date	Note	By
6	23/11/11	DA Issue - Additional Information	JF
5	18/5/11	Issued for DA	JF
4	10/5/11	Preliminary DA Issue for Review	JF
3	28/4/11	Preliminary DA Issue for Review	JF
2	28/3/11	TEST	SM
1	28/3/11	PROGRESS MEETING	SM

REVISION REGISTER

No	Date	Note	By

LEGEND

KEY CONSULTANT INFO

LANDSCAPE	GUY STURT & ASSOC GUY STURT 9211 3744 guy@sturtassociates.com.au	
STRUCTURAL	MERITON GEOFF 9211 3744 guy@sturtassociates.com.au	
HYDRAULIC	TBA TBA TBA TBA	

KEY CONSULTANT INFO

BASIX	EFFICIENT LIVING TRACEY COOLESTRACEY COOLES 9949 0332 tracey@efficientliving.com.au	
SOLAR ACCESS	HEGGIES NEIHAD AL-KHALIDY 9427 8100 neihad.al-khalidy@heggies.com.au	
TRAFFIC	TTPA ROSS NETTLE 0416 189 656 ttpa@ttpa.com.au	

GENERAL NOTES

DO NOT SCALE OFF THIS DRAWING. USE FIGURED DIMENSIONS ONLY. VERIFY ALL DIMENSIONS ON SITE AND RESOLVE ANY DISCREPANCIES BEFORE PROCEEDING. COPYRIGHT OF THIS DRAWING AND THE DESIGNS EXECUTED REMAIN THE PROPERTY OF TONY CARO ARCHITECTURE. BUILDER TO EXAMINE SITE AND VERIFY SITE CONDITIONS PRIOR TO COMMENCING WORK. BUILDER TO CONFIRM BUILDING SETOUT PRIOR TO COMMENCING WORK. ALL ARCHITECTURAL DRAWINGS TO BE READ IN CONJUNCTION WITH OTHER ARCHITECTURAL DETAILS, SCHEDULES AND SPECIFICATIONS. ALL ARCHITECTURAL DRAWINGS AND DOCUMENTS TO BE READ IN CONJUNCTION WITH OTHER CONSULTANTS DRAWINGS AND SPECIFICATIONS. BUILDER TO ALLOW FOR DEFLECTION TO ALL SLABS AS REQUIRED TO STRUCTURAL ENGINEERS SPECIFICATION. CAD DOCUMENTS ARE ISSUED FOR INFORMATION ONLY. CHANGES ARE NOT TO BE MADE TO ANY DOCUMENTATION WITHOUT THE ARCHITECTS WRITTEN APPROVAL. TCA TAKES NO RESPONSIBILITY FOR THE ELECTRONIC TRANSMISSION. DIMENSIONS OR ACCURACY OF THESE DRAAWINGS. CEILING LEVEL AT NOMINATED DISTANCE FROM FINISHED FLOOR LEVEL. FOR ALL EXTERNAL LEVELS REFER TO LANDSCAPE ARCHITECT'S DRAWINGS.

KEY PLAN / GENERAL INFO

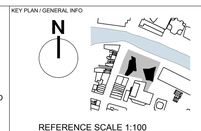

PROJECT	SCALE	PAGE SIZE	STATUS
RIVERFRONT APARTMENTS 330 CHURCH STREET PARRAMATTA NSW	1:100	A1	PRELIMINARY
	DWG DATE: MAR 2011	DRAWN BY: JF	APPR BY: TC
	PLOT DATE: 18/5/11	REV	ISSUE: 6
DRAWING NAME: Plan_Levels 5-7	DRAWING NUMBER: A151		

1008_PLANS TOWER.vwx