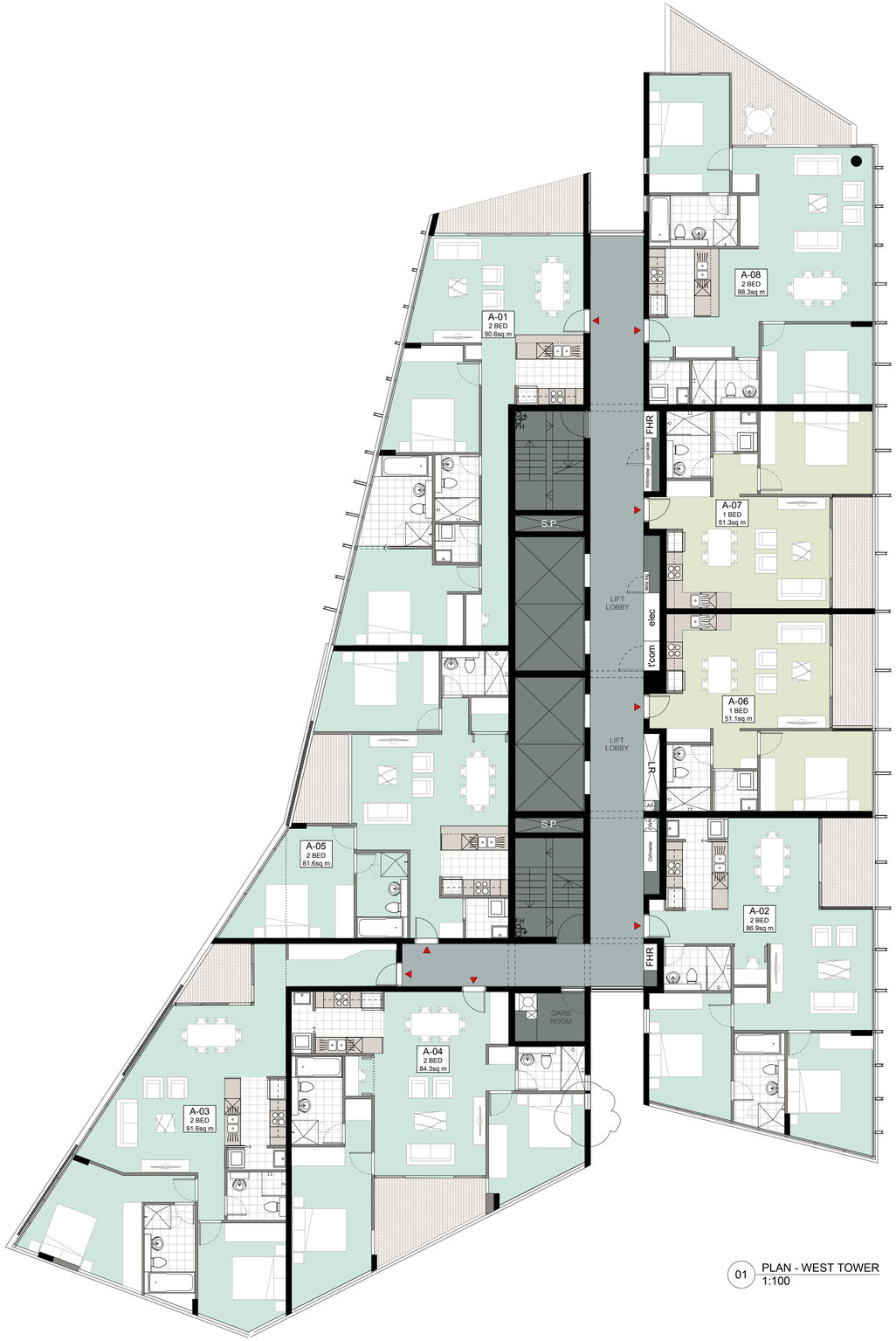

01 PLAN - WEST TOWER
1:100

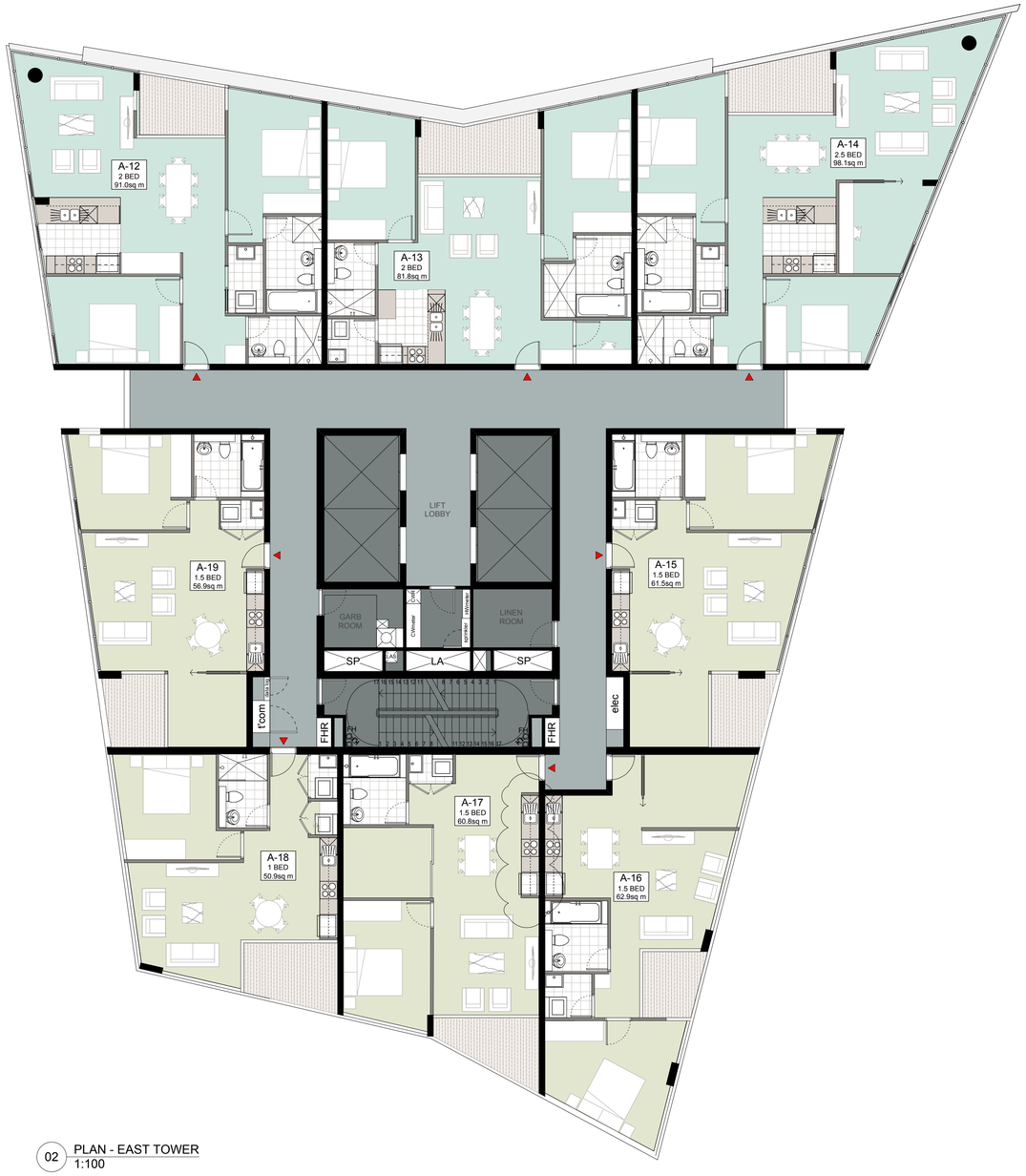

02 PLAN - EAST TOWER
1:100

Meriton's BASIX Commitments – Riverfront Apartments

	Artificial lighting (within units)	Kitchen only fluorescent lighting to be provided to bedrooms, laundries and living areas.	
Glazing	Glass / window: Single glass (clear) Frame: Alu - Sash & Casement		All units to have individual single pitched exterior cover (or conditioning) All 1 Bedroom units: 2.5 star - Cooling and 2.5 star - Heating (cooled) (new) All 2 Bedroom units: 2.5 star - Cooling and 2.5 star - Heating (cooled) (new) All 3 Bedroom units: 2.5 star - Cooling and 2.5 star - Heating (cooled) (new)
Roof / Ceiling insulation	Roof: Concrete slab roof to apartments: Concrete slab roof with green roof. Ceiling: Plasterboard Ceiling insulation: None throughout, except as per thermal comfort calculation below.	Heating & cooling (within units)	
Wall / floor insulation	External walls: Precast concrete - plasterboard lined Internal walls: Plasterboard on metal stud, no insulation except as specified below. Floor: Concrete - Floorboard or cork, no insulation Inter: Ground floor: Concrete Inter: Internal walls: Metal - no insulation Inter: Ceiling: Gyprock Floor insulation: None throughout, except as per thermal comfort calculation below.	Ventilation systems (within units)	Bathroom ventilation: Individual fan, ducted to roof or façade – manual on/timer off Kitchen ventilation: Individual fan, ducted to roof or façade – manual on/ off Laundry ventilation: Individual fan, not ducted roof / manual switch on/off
Thermal Comfort Upgrades (units)	Ceiling insulation: R3.0 insulation to units G1-G2, 02-03, 04-05, 06-07, 08-09, 10-11, 12-13, 14-15, 16-17, 18-19, 20-21, 22-23, 24-25, 26-27, 28-29, 30-31, 32-33. External wall insulation: R1.0 insulation to units 2.02 to 24.03. Floor insulation: R1.0 insulation to units G.01 to G.03 & upstairs parts of units 2.01 to 24.01, 2.02 to 24.02. Floor insulation: R1.0 insulation to units 0.02, 3.06, 3.07, 3.08, 4.01, 4.02, 4.03, 4.04, 4.05, 4.06, 4.07, 4.08.	Appliances & other efficiency measures (within units)	Gas cooking & electric oven Dishwasher: 3 star Clothes dryer: 2 star Refrigerator: Fridge space Water or chilled/ cooled drying lines
Volume (within units)	Kitchen: 2 x 36 watt fluorescent = 2 x 18 (min) Toilets: 1 exp Laundry: 1 exp Bath taps: 4 star	Artificial lighting (within common areas)	Lift: compact fluorescent – manual on / off Plant area: compact fluorescent – manual on / off Foyer: compact fluorescent – manual on / off Carpark: fluorescent – cover switching with motion sensor Carpark: fluorescent – manual on / off Garbage rooms: fluorescent – manual on / off Garbage rooms: fluorescent – manual on / off Store / Maintenance rooms: fluorescent – manual on / off Stairwell: compact fluorescent – manual on / off Walkways: compact fluorescent – timed switching
Volume (within common areas)	Stairwell/walk: 2 (min 1x1 0.5w + 1 0.1w/sq.m) Toilets: 1 exp Bath taps: 4 star	Ventilation systems (within common areas)	Carpark: mechanical supply / exhaust – carbon monoxide monitor > 100 ppm Lift: mechanical exhaust – manual switch on/off Garbage rooms: mechanical exhaust – manual switch on/off Plant or service rooms: mechanical exhaust only – interlocked to light Stairwell: mechanical supply / exhaust – interlocked to fire alarm Walkways: natural ventilation only – non-ducted to roof
Appliances (within units)	Dishwashers: 3 star Clothes washers: At least 60% of all occupants are expected to have access to clothes washing machines with a water efficiency of 4 stars or greater.	Alternative energy	5 kW photovoltaic system is required for the development
Internal rainwater storage	Tank size: 40,000L Connected to: Toilets, Washer cold taps, Washer cold taps of towers Connected to: – Irrigation of landscaping	BASIX Commitments, approved by _____	
Roof / Sun / Sauna	Indoor pool: Heater: 125 kL		
Central hot water system	Central gas fired boiler with R0.5 (~25mm) insulation to hot water pipes and storage tank		
Hot Housing systems	Pool - electric heat pump heating - pump controlled by a timer		

DRAWING PREPARED FOR:

MERITON
MAKING LUXURY APARTMENTS AFFORDABLE

MERITON APARTMENTS
LEVEL 11, MERITON TOWER
528 KENT STREET, SYDNEY

BY:

TONY CARO ARCHITECTURE PTY LTD
LEVEL 1, 2 GLEN ST MILSONS POINT
NSW 2061 SYDNEY AUSTRALIA
T 99549100 F 99549133
WWW.TONYCAROARCHITECTURE.COM.AU

TONYCAROARCHITECTURE

ISSUE REGISTER

No	Date	Note	By
6	23/11/11	DA Issue - Additional Information	JF
5	18/5/11	Issued for DA	JF
4	10/5/11	Preliminary DA Issue for Review	JF
3	28/4/11	Preliminary DA Issue for Review	JF
2	28/3/11	TEST	SM
1	28/3/11	PROGRESS MEETING	SM

REVISION REGISTER

No	Date	Note	By

LEGEND

KEY CONSULTANT INFO

LANDSCAPE
GUY STURT & ASSOC
GUY STURT
9211 3744
guy@sturtassociates.com.au

STRUCTURAL
MERITON
GEOFF
9211 3744
guy@sturtassociates.com.au

HYDRAULIC
TBA
TBA
TBA
TBA

KEY CONSULTANT INFO

BASIX
EFFICIENT LIVING
TRACEY COOLESTRACEY COOLES
9949 0332
tracey@efficientliving.com.au

SOLAR ACCESS
HEGGIES
NEIHAD AL-KHALIDY
9427 8100
neihad.al-khalidy@heggies.com.au

TRAFFIC
TTPA
ROSS NETTLE
0416 189 656
ttpa@ttpa.com.au

GENERAL NOTES

DO NOT SCALE OFF THIS DRAWING. USE FIGURED DIMENSIONS ONLY. VERIFY ALL DIMENSIONS ON SITE AND RESOLVE ANY DISCREPANCIES BEFORE PROCEEDING. COPYRIGHT OF THIS DRAWING AND THE DESIGNS EXECUTED REMAIN THE PROPERTY OF TONY CARO ARCHITECTURE. BUILDER TO EXAMINE SITE AND VERIFY SITE CONDITIONS PRIOR TO COMMENCING WORK. BUILDER TO CONFIRM BUILDING SETOUT PRIOR TO COMMENCING WORK. ALL ARCHITECTURAL DRAWINGS TO BE READ IN CONJUNCTION WITH OTHER ARCHITECTURAL DETAILS, SCHEDULES AND SPECIFICATIONS. ALL ARCHITECTURAL DRAWINGS AND DOCUMENTS TO BE READ IN CONJUNCTION WITH OTHER CONSULTANTS DRAWINGS AND SPECIFICATIONS. BUILDER TO ALLOW FOR DEFLECTION TO ALL SLABS AS REQUIRED TO STRUCTURAL ENGINEERS SPECIFICATION. CAD DOCUMENTS ARE ISSUED FOR INFORMATION ONLY. CHANGES ARE NOT TO BE MADE TO ANY DOCUMENTATION WITHOUT THE ARCHITECTS WRITTEN APPROVAL. TCA TAKES NO RESPONSIBILITY FOR THE ELECTRONIC TRANSMISSION, DIMENSIONS OR ACCURACY OF THESE DRAAWINGS. CEILING LEVEL AT NOMINATED DISTANCE FROM FINISHED FLOOR LEVEL. FOR ALL EXTERNAL LEVELS REFER TO LANDSCAPE ARCHITECT'S DRAWINGS.

KEY PLAN / GENERAL INFO

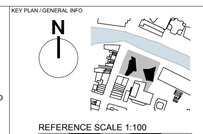

PROJECT
RIVERFRONT APARTMENTS
330 CHURCH STREET
PARRAMATTA NSW

DRAWING NAME
Plan_Levels 3-4, 14-15

SCALE	PAGE SIZE	STATUS
1:100	A1	PRELIMINARY
DWG DATE	DRAWN BY	APPR BY
MAR 2011	JF	TC
PLOT DATE	REV	ISSUE
18/5/11		6

DRAWING NUMBER
A150

1008_PLANS TOWER.vwx