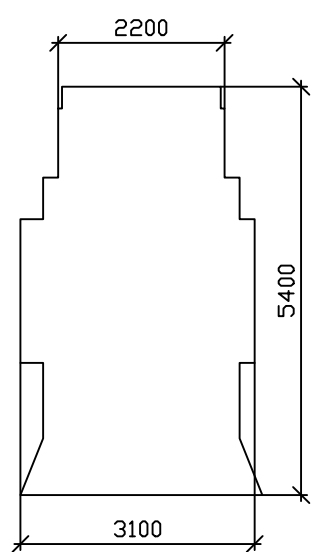
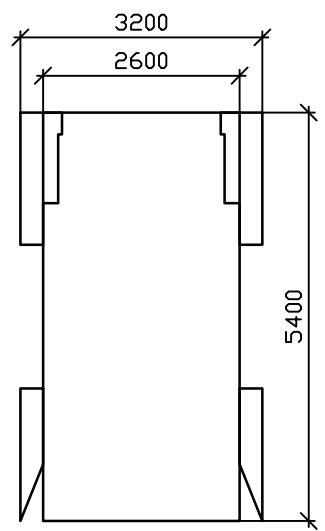
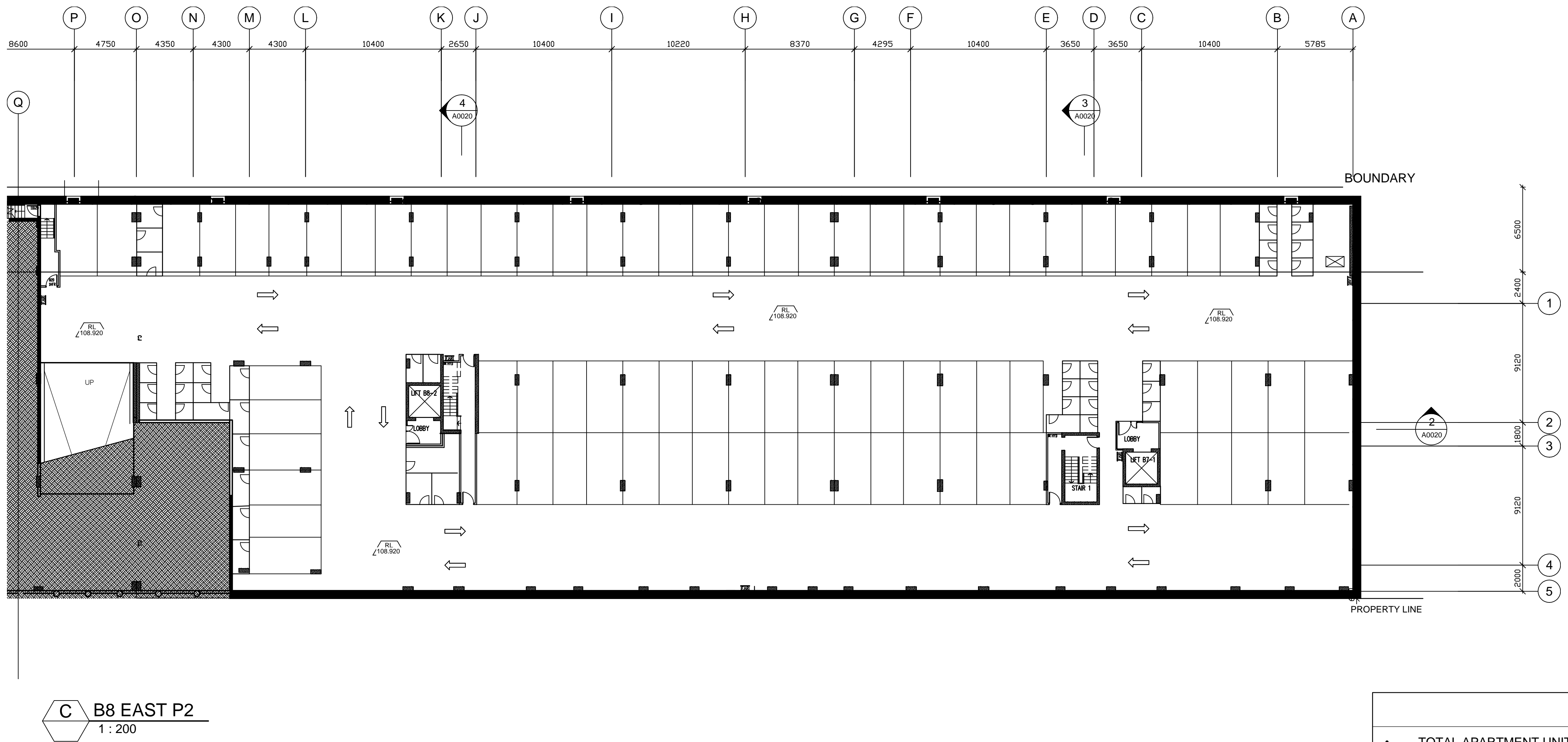


LEGEND NOTES

1 - CARPARK ENTRANCE RE-POSITIONED



CARSPACE 2600x5500

PARKING SPACE TEMPLATE
(CLEAR DIMENSION SHOWN,
ANY STRUCTURE OR
CARPARKING ENCLOSURE TO
BE OUTSIDE OF THIS ZONE)

	REQUIRED	ACHIEVED
• TOTAL APARTMENT UNITS	127	
• TOTAL RESIDENT CARPARKING	157	157 (INCLUDES 13 DISABLED SPACES)
• TOTAL VISITOR PARKING	26	26 (17 OFF-STREET + 9 ON-STREET)
• CAR WASH BAY	1	1 (INCLUDED IN VISITOR PARKING COUNT)
TOTAL	174	174

• BICYCLE PARKING	43	44
-------------------	----	----

- NOTE:
- Furniture layout shown indicative only.
 - Site and Landscape shown for context only. Refer to Landscape Drawings .

Revision			Revision	Revision	Key Plan	Consultants		Client	Architect	Drawing	Project			
Do not scale from drawings. Verify all dimensions on site before commencing work. Copying or the reproduction of this drawing is strictly prohibited without the consent of Peedle Thorp & Walker P/L			PROJECT APPLICATION PROJECT APPLICATION RE-ISSUE RESPONSE TO PLANNING QUERIES	13.12.2010 05.04.2011 20.04.2011		Landscape Architects Daylight/Solar Access Traffic Nathans/Basik Acoustic	Sturt Associates Heggies Transport and Traffic Planning Associates Efficient Living Acoustic Logic	Suite 91, Level 5, 330 Wattle Street, Ultimo NSW 2007 2 Lincoln Street, Lane Cove NSW 2096 Suite 603, Level 6, 282 Victoria Avenue, Chatswood NSW 2067 24B/176 South Creek Road, Cromer NSW 2099 9 Sarah Street, Mascot NSW 2020	Tel: 9211 3744 Tel: 9427 8100 Tel: 9411 5660 Tel: 9944 0332 T (02) 92872888 F (02) 92872777 www.melton.com.au	Melton Apartments Pty Ltd Level 11, 528 Kent Street Sydney NSW 2000 T 612 9221 4877 F 612 9221 4199 www.melton.com.au	PTW Architects Level 17, 9 Castlereagh St Sydney NSW Australia 2000 T 612 9221 4877 F 612 9221 4199 www.ptw.com.au	 PTW Title Integrated Carpark Plans Scale 1:200 @ A0	PROJ NO: 209 001 SCALE: As indicated @A0 DATE: 10/2010 APPROVED: PSC	Epping Park 61 Melton Lane, Epping Stage 1 (Building 7+8) A0011 C PROJECT APPLICATION