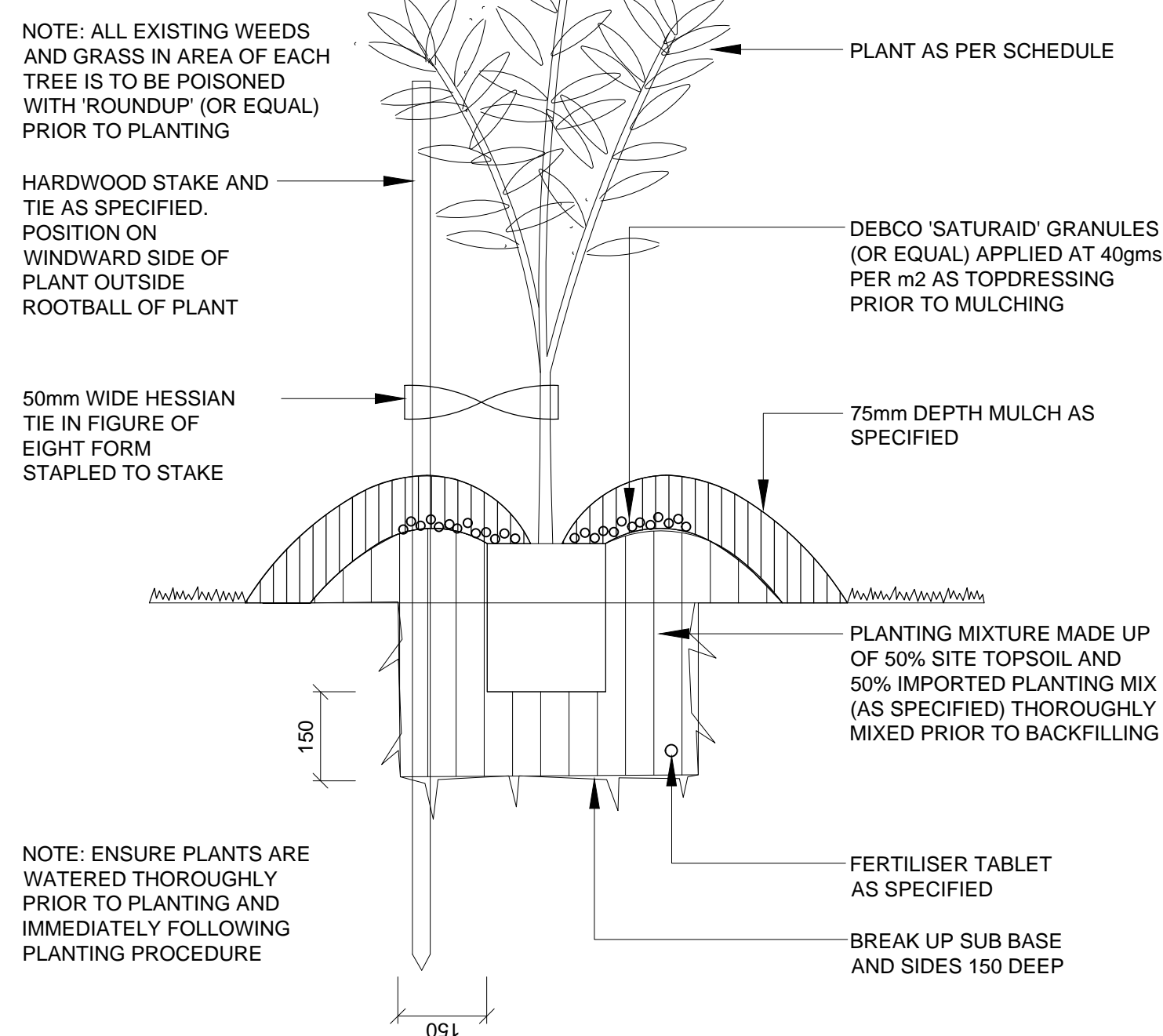
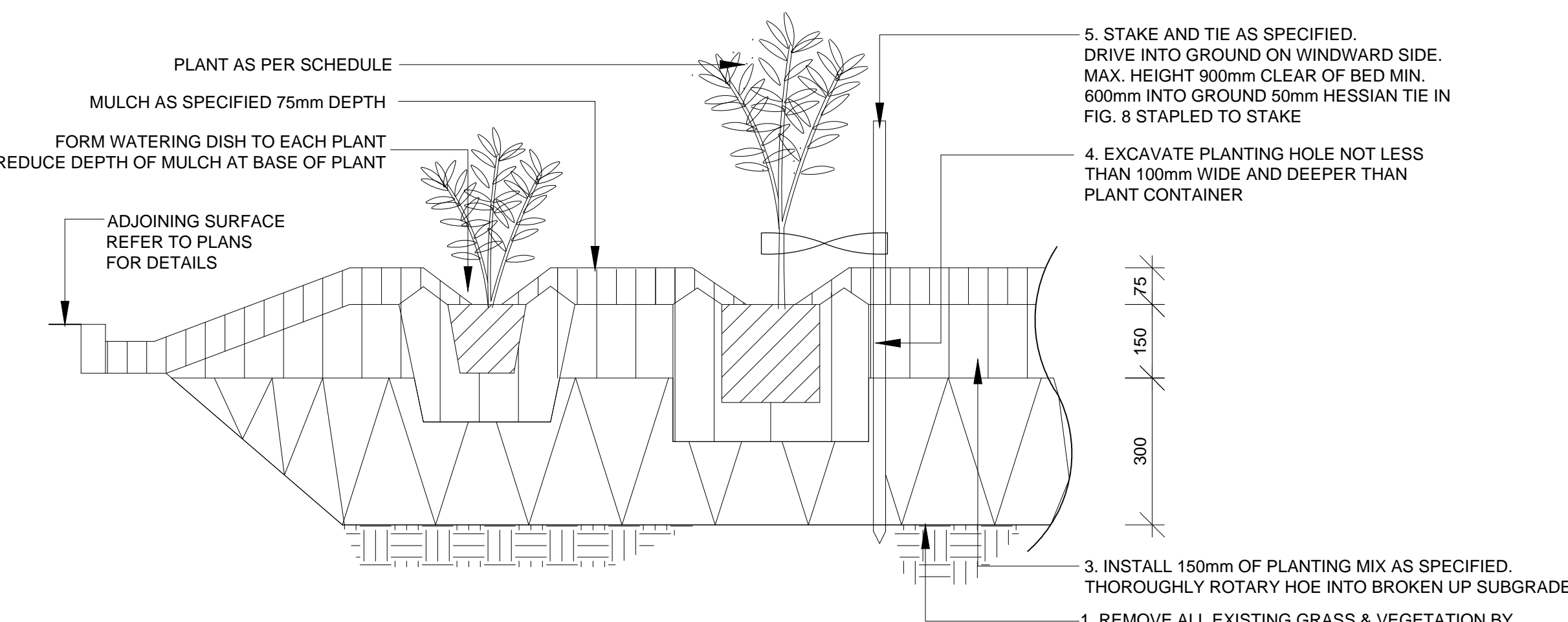


## 1 TURF SECTION 1:20

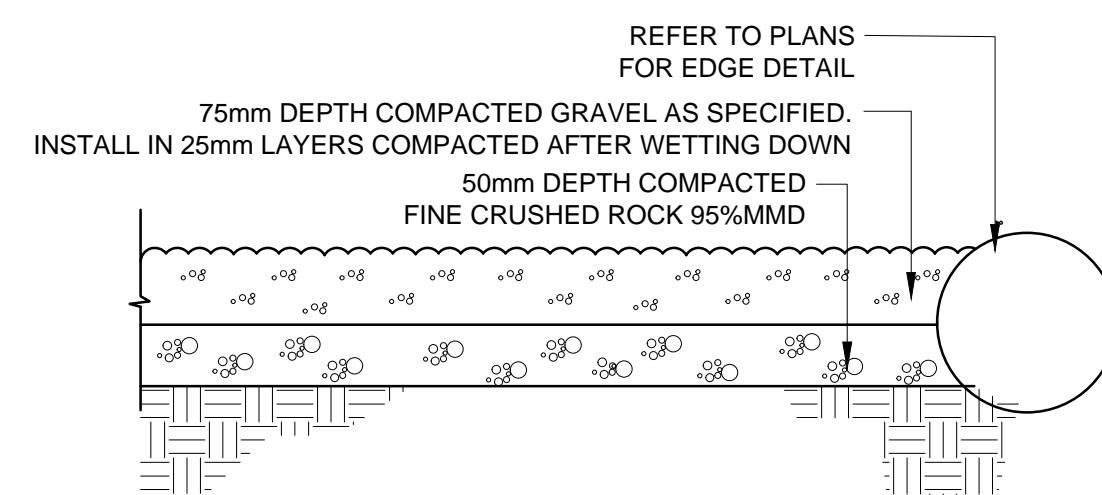


## 2 TREE PLANTING IN GRASS TYPICAL SECTION 1:10

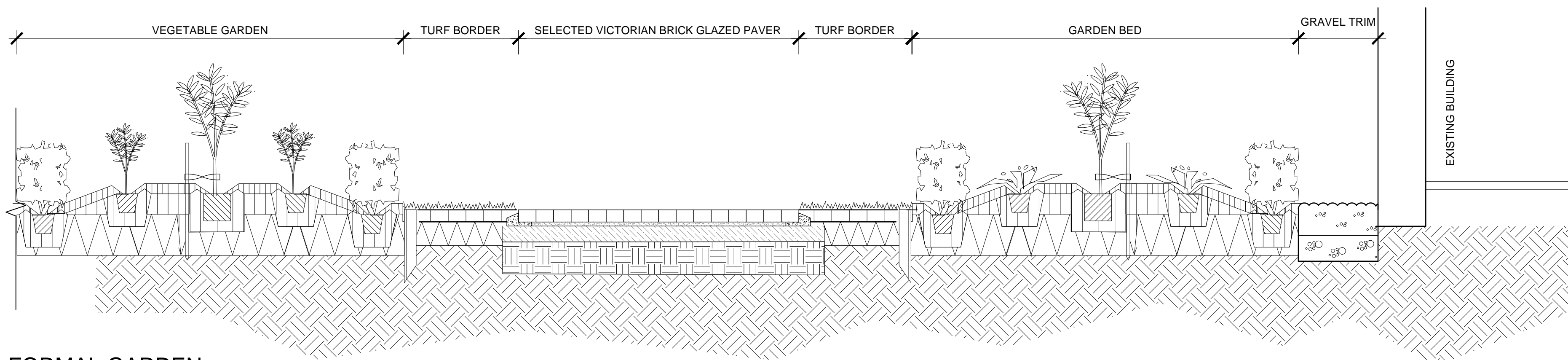


## 5 MASS PLANTING BED-NATURAL GROUND TYPICAL SECTION 1:10

## 3 PALM TRANSPLANTING 1:10




## 6 DECOMPOSED GRAVEL TRIM TO EDGE OF BUILDING TYPICAL SECTION 1:20



## A-A FORMAL GARDEN TYPICAL SECTION 1:20

CLIENT  
Sydney Church of England  
Grammar School (Shore)

Blue Street, North  
Sydney  
NSW 2060  
T +61 2 9923 2277  
F +61 2 9922 2689



ARCHITECTS  
P D Mayoh Pty Ltd Architects  
T + 61 2 9958 0488 F +61 2 9958 6424  
LANDSCAPE ARCHITECTS  
Taylor Brammer  
T + 61 2 9387 8855 F +61 2 9387 8155

ARCHITECTS  
Tanner Architects  
T + 61 2 9281 4399 F +61 2 9281 4337

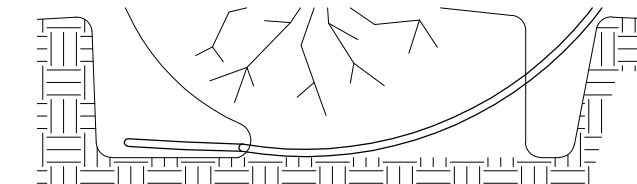
PROJECT MANAGER  
Fitzwalter Group  
T + 61 2 8925 6701 F +61 2 8925 6798

Rev	Date	Description	Checked	Auth.
A	24.11.10	PROJECT APPLICATION	DMT	DMT

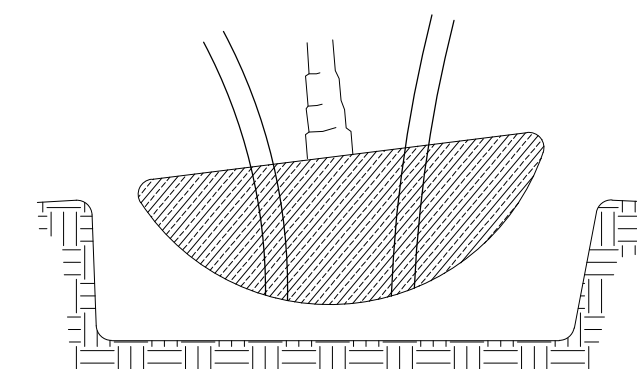
Proj. Dir	Proj. Arch	Drawn
DMT	AL	AL
Job No.	Date	Scale
10-027s		1:500 © A1

Do not scale drawings. Verify all dimensions on site. Notify architect of all discrepancies

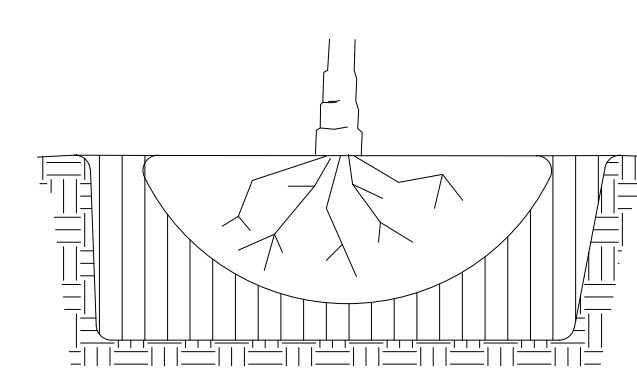
5 10 15 20 25 50



3. UNDER CUT THE ROOT SYSTEM WITH WIRE. BE CAREFUL NOT TO BREAK SOIL AWAY FROM AROUND THE ROOTS. WRAP HESSIAN AROUND ROOT BALL AND ENCIRCLE WITH ROPE AND SECURE. DO NOT BRUISE PLANT.

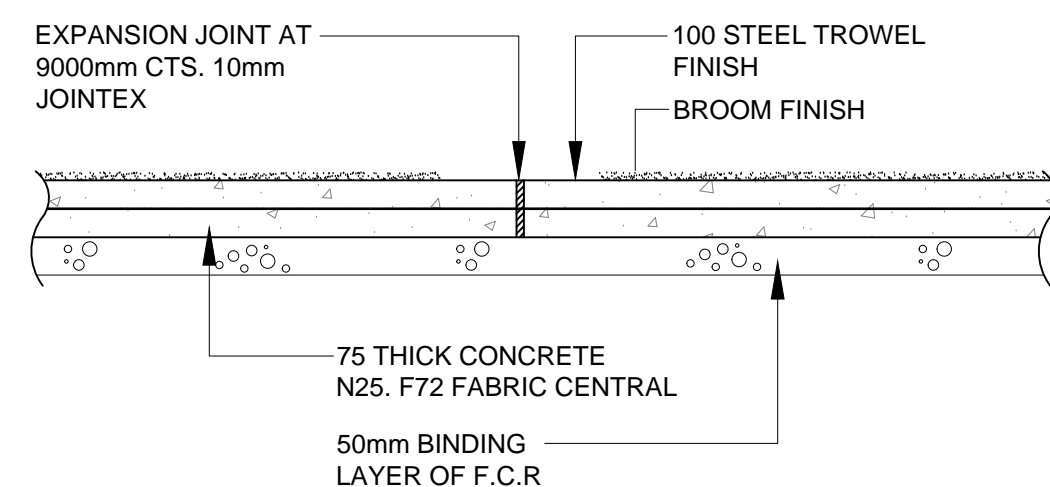
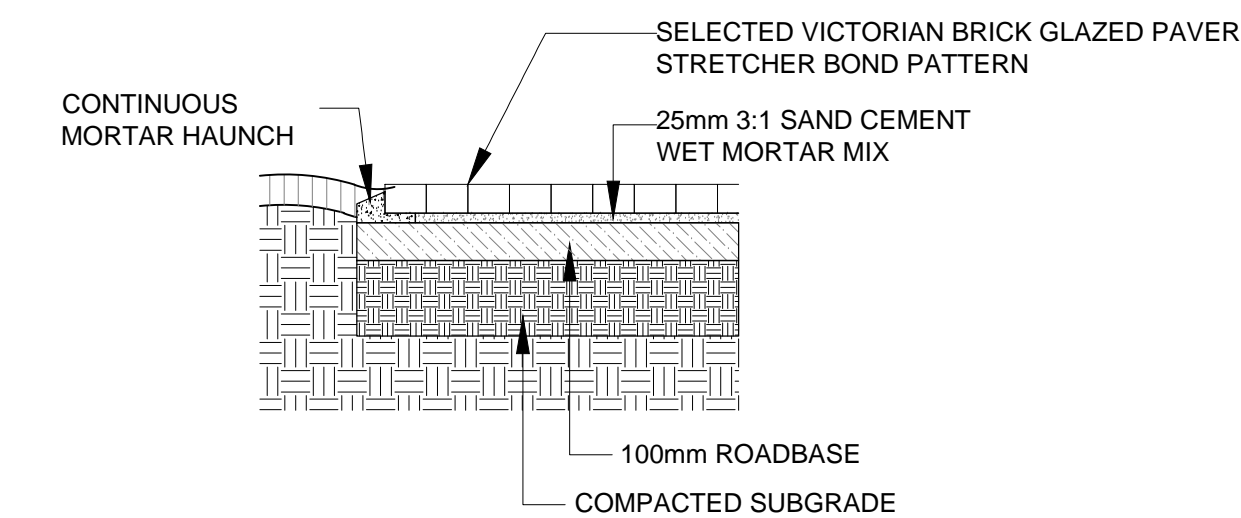


4. USE STRAPS WHEN MOVING PALM BY CRANE. DO NOT LIFT THE PALM VIA THE TRUNK.

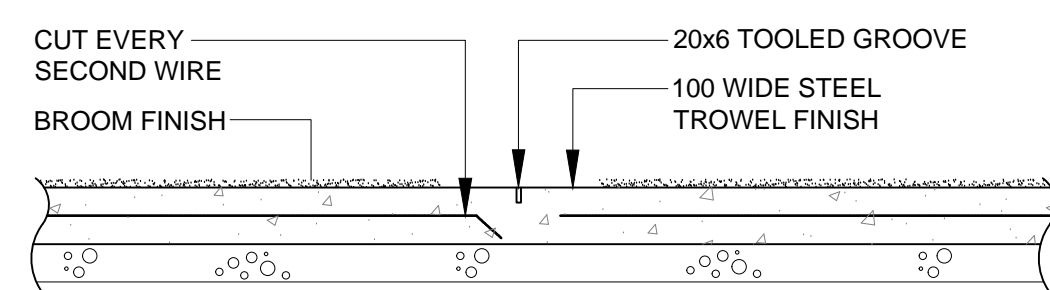


5. MOVE PLANT AND PLACE IN PREPARED PLANTING HOLE. PLACE TOP OF ROOT BALL JUST BELOW EXISTING GROUND LEVEL IN ORDER TO CREATE SLIGHT DISH AROUND PLANT FOR FUTURE WATERING. ONCE PLANT IS POSITIONED, REMOVE ROPE AND HESSIAN. BACKFILL HOLE WITH PLANTING MIX AS SPECIFIED. THOROUGHLY WATER TOPSOIL MIXTURE AFTER EVERY 150mm LAYER IS PLACED. ONCE TOPSOIL MIXTURE IS IN PLACE, WATER ROOT ZONE WITH ROOT PROMOTING HORMONE. WATER WELL UNTIL ESTABLISHED.

## 4 BRICK PAVING SECTION 1:20

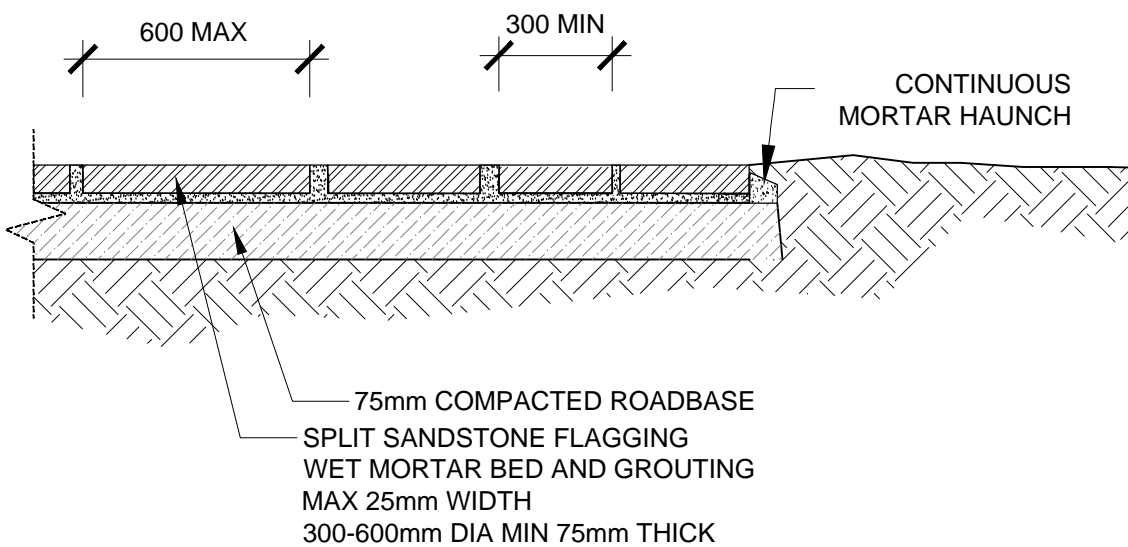


SECTION 1:10-EXPANSION JOINT

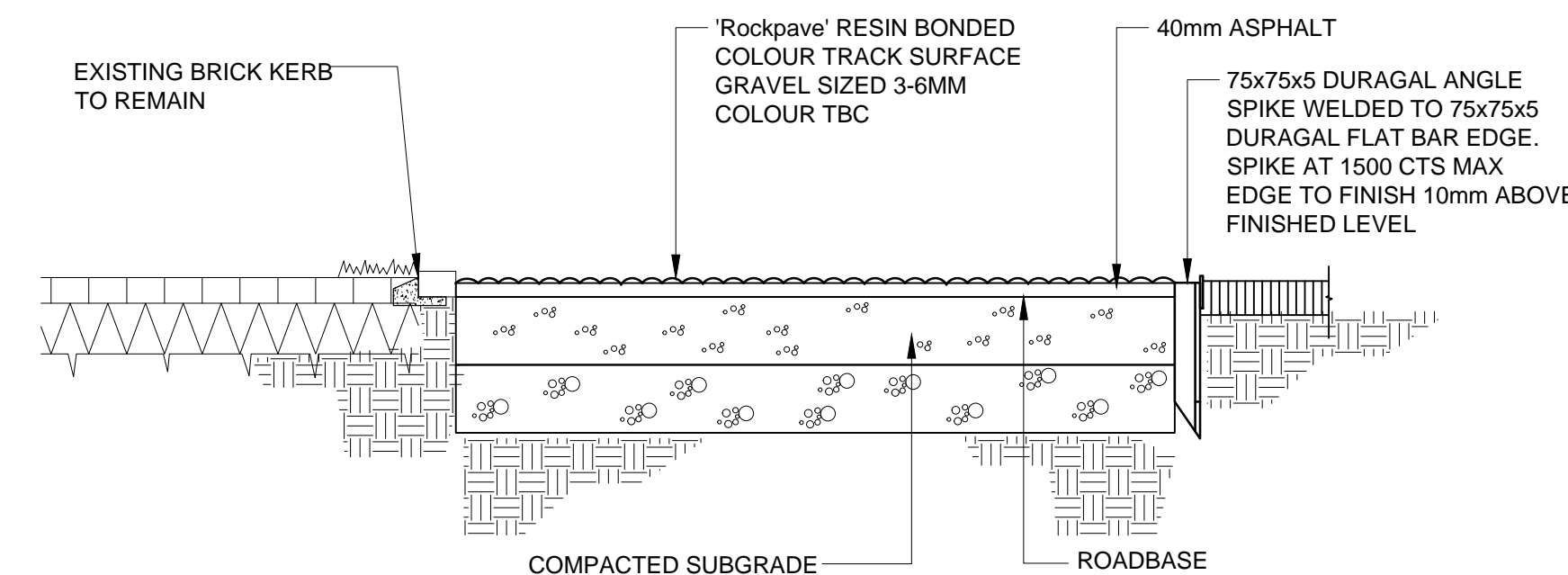


SECTION 1:10-CONSTRUCTION JOINT

## 8 PAVING-CONCRETE TYPICAL SECTION 1:10



## 7 SANDSTONE FLAGGING TYPICAL SECTION 1:20



## 9 BONDED GRAVEL DRIVE SURFACE SECTION 1:20

Project  
GRAYTHWAITE  
STAGE 1 PROJECT  
APPLICATION

Drawing Title  
LANDSCAPE DETAILS

Drawing No. L.A.DA.006

Revision  
A

taylor  
brammer

abu dhabi  
austinmer  
sydney  
taylor brammer landscape architects pty ltd abn 61 038 724 695

218 Oxford Street, Woollahra, NSW, Australia, 2025  
tel: (02) 9387 8855 fax: (02) 9387 8155  
e: sydney@taylorbrammer.com.au