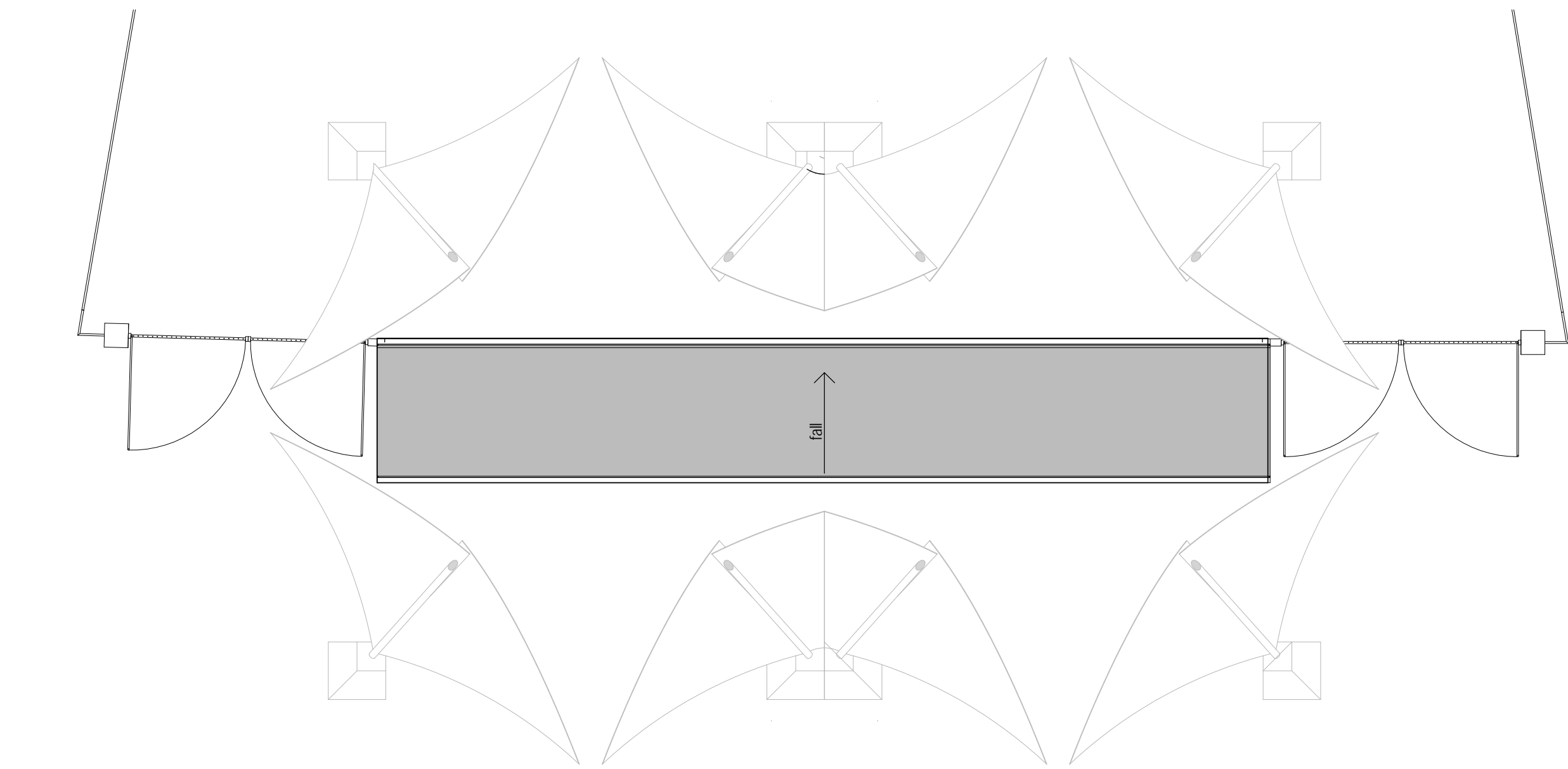
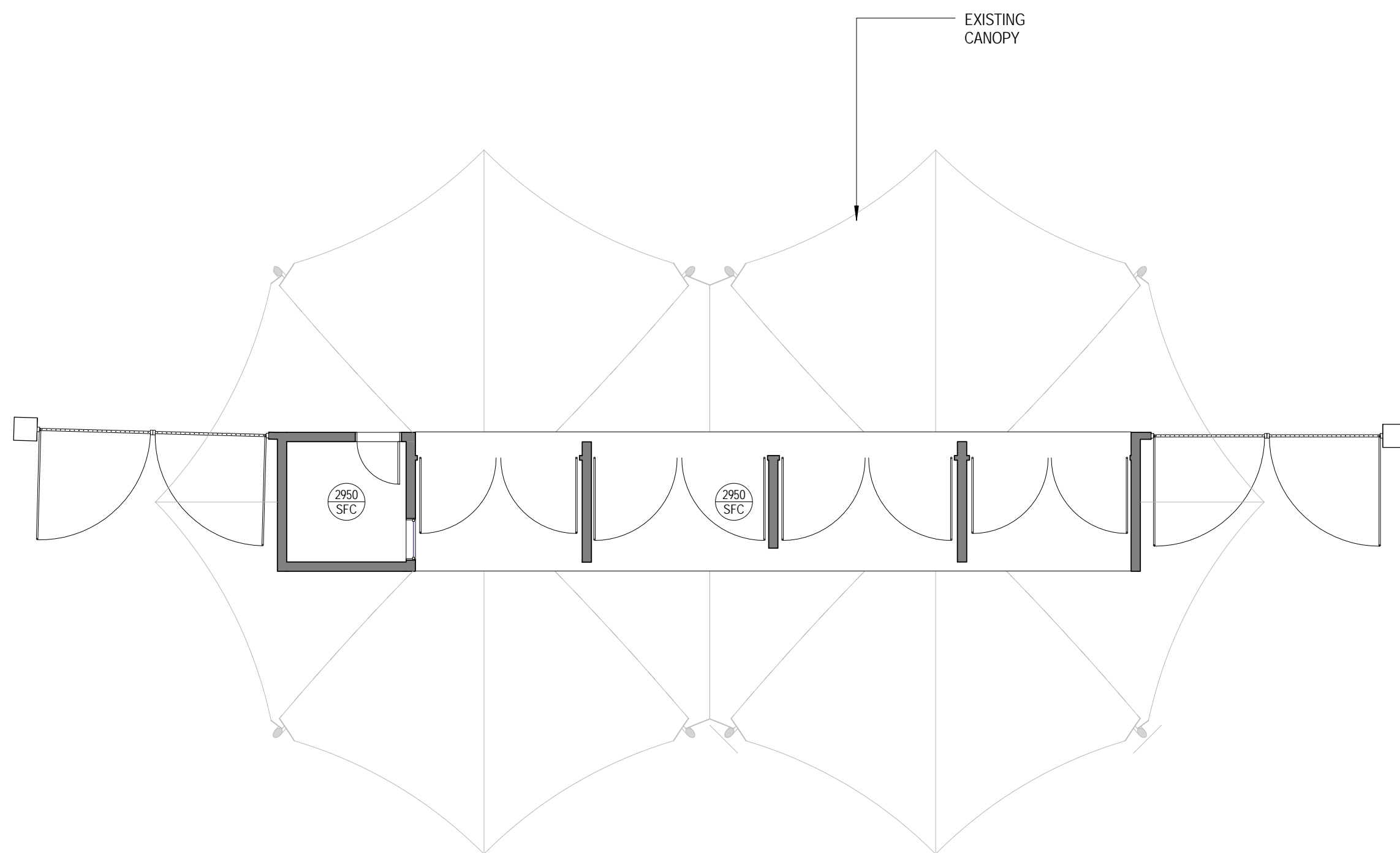


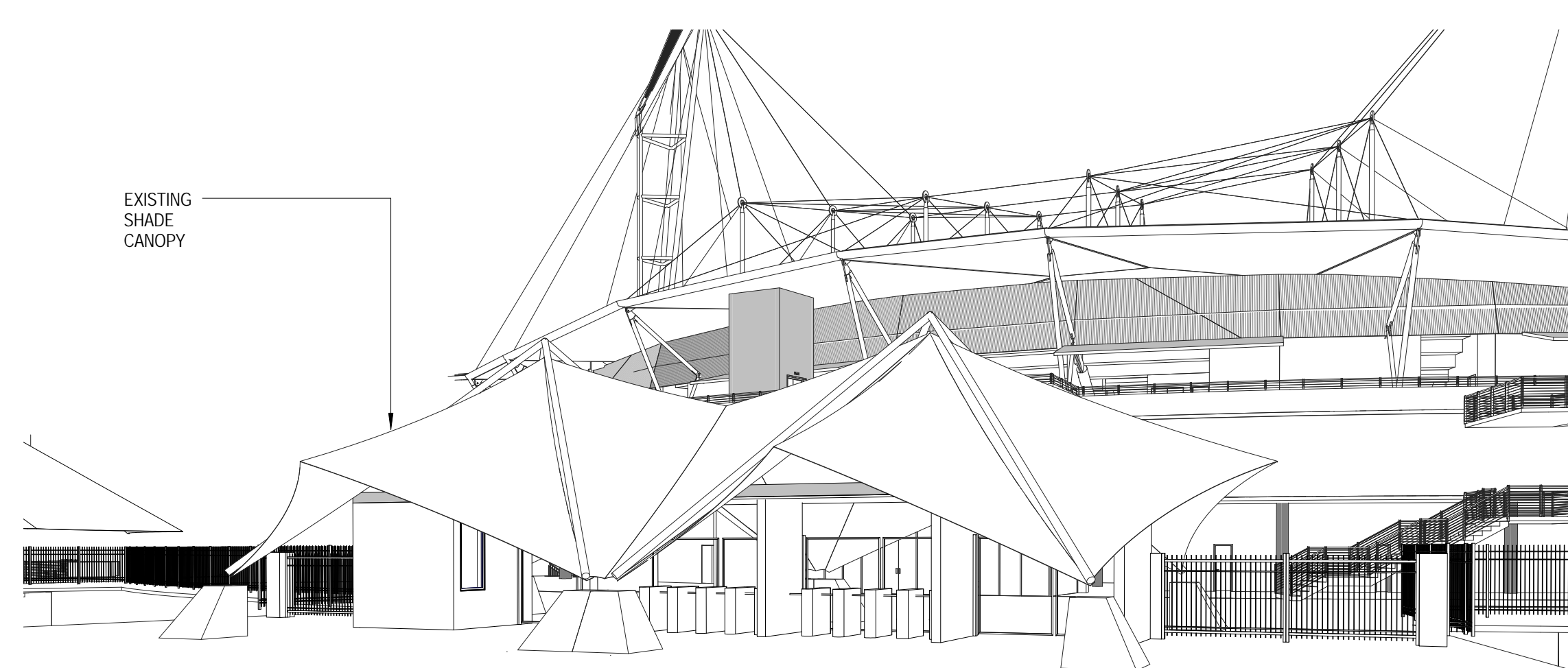
1 President's Plaza Entry Turnstile
1 : 100



2 President's Plaza Entry Turnstile - Roof Plan
1 : 100



3 President's Plaza Entry Turnstile - RCP
1 : 100



4 President's Plaza Entry Turnstile & Shade Structure

Key Plan:

Client:

Project Manager:

Architect:

POPULOUS™

ABN 55 072 881 803
BRISBANE
418 Adelaide Street,
GPO Box 5290
Brisbane QLD
AUSTRALIA
T: +61(0) 7 3839 9155
F: +61(0) 7 3839 9188
www.populous.com
E-mail: sport.au@populous.com

Structural Engineer:



Services Engineer:



Cost Consultant:



Consultant:

Notes:

NOT FOR CONSTRUCTION

REVISIONS

ISSUE	DATE	DESCRIPTION
A	14/02/2011	DEVELOPED DESIGN

Disclaimer:
USE FIGURED DIMENSIONS ONLY DO NOT SCALE.
FROM DRAWING CHECK & VERIFY ALL DIMENSIONS
ON SITE BEFORE FABRICATION OR SET OUT.

This drawing is diagrammatic and shows general arrangements. Any information involving measurement of the works shall be taken from documented dimensions on the architectural and structural drawings, workshop drawings by others and conditions on site. The works shall comply with the contract conditions and Statutory Regulations.
All rights reserved. This work is copyright and cannot be reproduced or copied in any form or by any means graphic, electronic or mechanical, including photocopying without the written permission of Populous architects in association. Any license expressed or implied to use this document for any purpose whatsoever is restricted to the terms of the agreement or implied agreement between Populous and the instructing party.

Project:

**SYDNEY SHOWGROUNDS
REDEVELOPMENT**

SHEET TITLE:

President's Plaza Turnstiles

MASTER SITE NO:

CLIENT REF. NO:

PROJECT NO:

DATE:

10-7164-00

FEBRUARY '11

DRAWN BY:

APPROVED BY:

WD

WC

SCALE:

1:100

PHASE:

DRAWING No:

REV:

DD

AS.21.501

A