

HUNTLEE

KATHERINE'S LANDING PRECINCT 2

DA Modification 03

Landscape Master Plan

ISSUE B

Prepared for LWP Huntlee Group

16 July 2015

Concept Plan



Legend

- ① Local Sports Field
- ② Existing Trees (retained)
- ③ Ridgetop Park & Open Space including:
 - 1 x formal local playground
 - 1 x secondary play area
 - picnic facilities
 - airfield artistic interpretation
 - connection to local sports field
- ④ Detention Bio Basin
- ⑤ Future Entry Road



Pedestrian and Cycle Connectivity

Legend

-  Recreational pedestrian and cycle route
-  2.5m shared path



The integrated pedestrian and cycle network is primarily achieved through two main forms outside of 1.2m wide local street footpaths on both sides of streets:

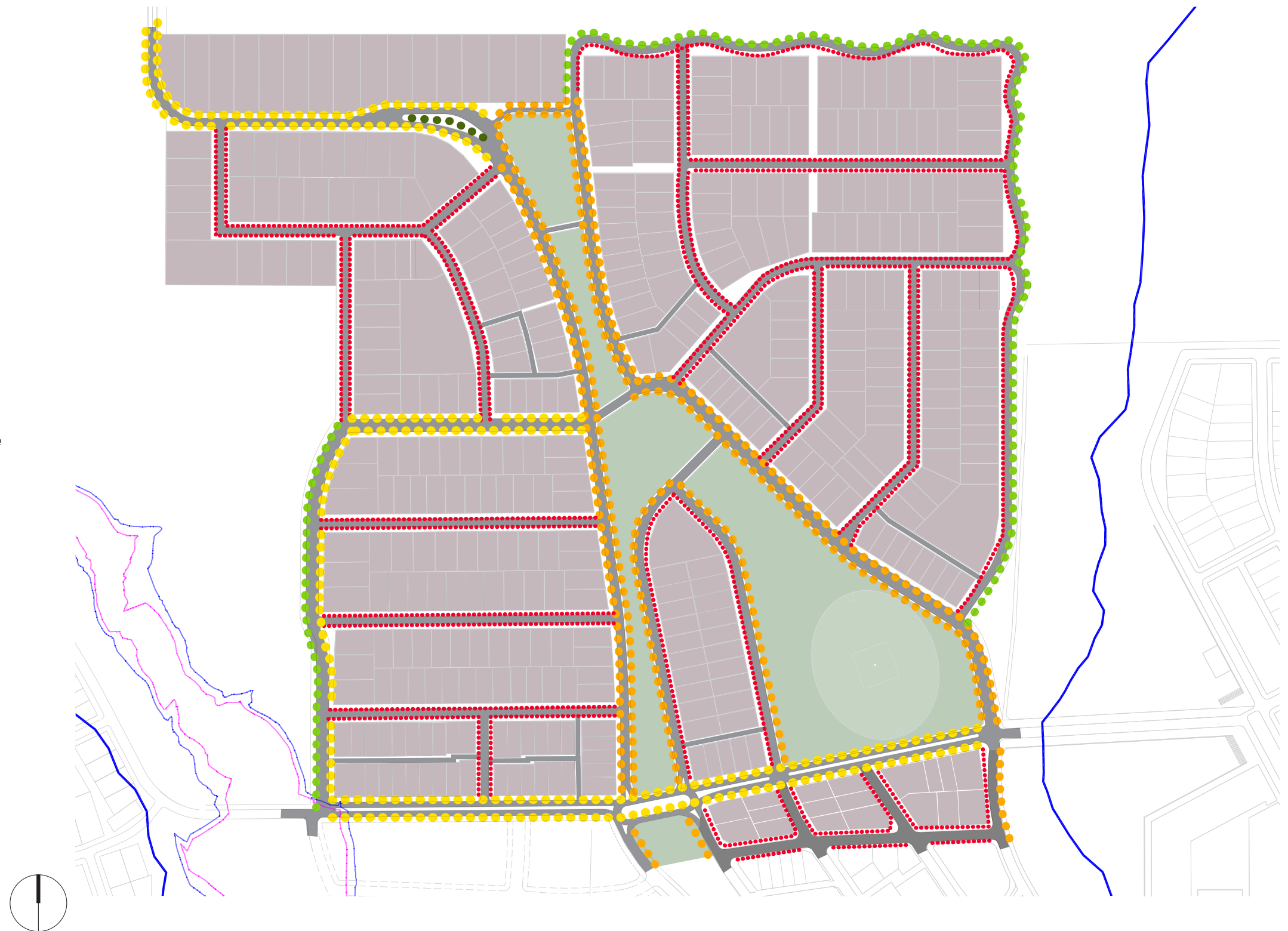
1. Recreational pedestrian and cycle routes utilise informal and formal treatments to connect open spaces including formal parks, sports fields, informal recreational spaces, passive open space, and riparian corridors
2. 2.5m wide shared paths provide connection between main destinations within the development including the Town Centre, local village centres, and community infrastructure such as schools, shops, and public transport



Street Typology - Tree Species

Legend

- 
Park Edge Ridgelines
 Predominately endemic and native flora throughout, signature native and exotic species in key areas:
Angophora floribunda
Corymbia maculata
Eucalyptus fibrosa
Eucalyptus tereticornis
Quercus palustris
- 
Park Edge Creeklines
 Endemic flora reflective of existing creekline vegetation, formal trees aligning street areas:
Casuarina glauca
Melaleuca decora
Melaleuca nodosa
Allocasuarina luehmannii
Tristaniopsis laurina
Elaeocarpus reticulatus
- 
Avenue Streets
 Emphasis on colour and flowering, native and exotic species reflective of formal residential streets:
Acer saccharum
Angophora floribunda
Corymbia maculata
Eucalyptus punctata
Elaeocarpus reticulatus
Fraxinus raywoodii
Quercus palustris
- 
Local Residential Streets
 Emphasis on colour and flowering, native and exotic species :
Acer rubrum
Eucalyptus fibrosa
Eucalyptus glaucina
Olea europaea
Pyrus calleryana
- 
Existing Trees Retained



Street Typology - Typical Sections



Local Street



Local Park Edge Street

Street Typology - Typical Sections



Local Street adjacent Bushland
* Verge width between paths and kerb varies



One Way Street Section