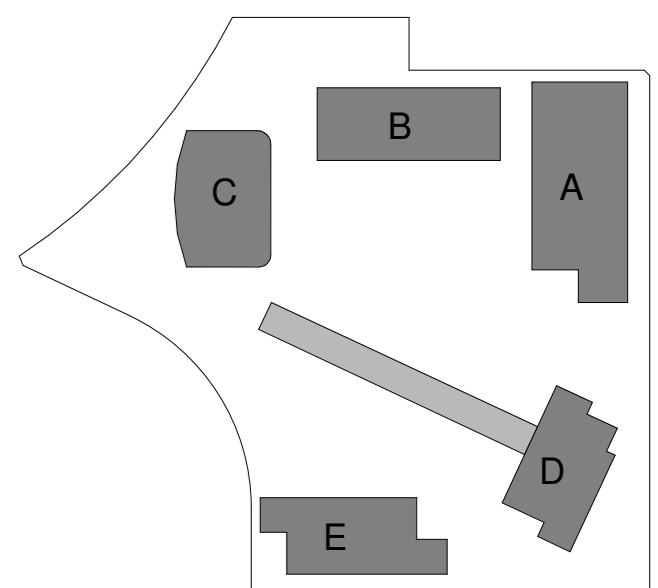


| Rev. | Date | Revision |
|------|------------|---------------------|
| A | 12/11/2010 | DA Test of Adequacy |

| LEVEL | SOLAR ANALYSIS 9am-3pm 21st JUNE 2 HOURS (no of apartments) | FLOW THROUGH (no of apartments) |
|-------------|---|------------------------------------|
| | | |
| PDM | 13 | 13 |
| L1 | 33 | 37 |
| L2 | 34 | 38 |
| L3 | 36 | 38 |
| L4 | 42 | 41 |
| L5 | 34 | 32 |
| L6 | 20 | 20 |
| L7 | 22 | 18 |
| L8 | 22 | 18 |
| L9 | 22 | 18 |
| L10 | 22 | 18 |
| L11 | 22 | 18 |
| L12 | 22 | 18 |
| L13 | 22 | 18 |
| L14 | 22 | 18 |
| L15 | 22 | 18 |
| L16 | 22 | 18 |
| L17 | 22 | 18 |
| L18 | 22 | 18 |
| L19 | 22 | 18 |
| L20 | 15 | 12 |
| L21 | 15 | 12 |
| L22 | 15 | 12 |
| L23 | 15 | 12 |
| L24 | 15 | 12 |
| TOTAL | 573 | 509 |
| TOTAL UNITS | 736 | 736 |
| % OF TOTAL | 77.9% | 69.2% |



Client



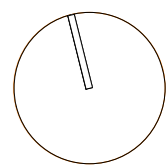
Billbergia
creating communities®

Project

**STAGE 2A + 3A
WALKER ST.
RHODES
for
Billbergia**

Drawing Name

**Level 13-15 - Solar
Study**

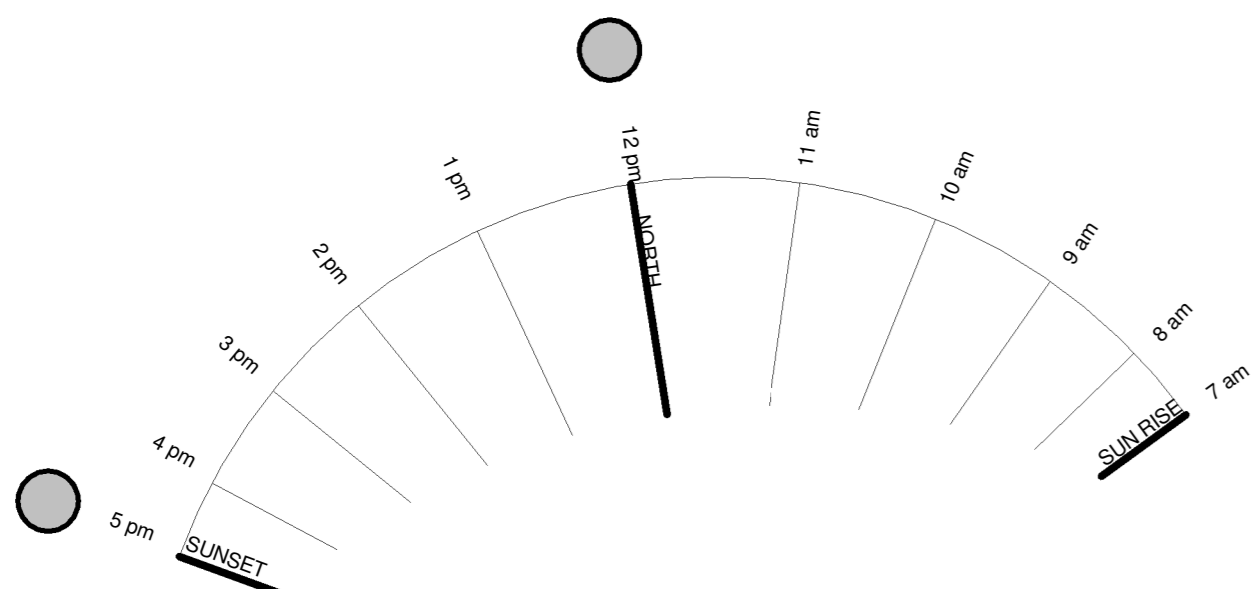
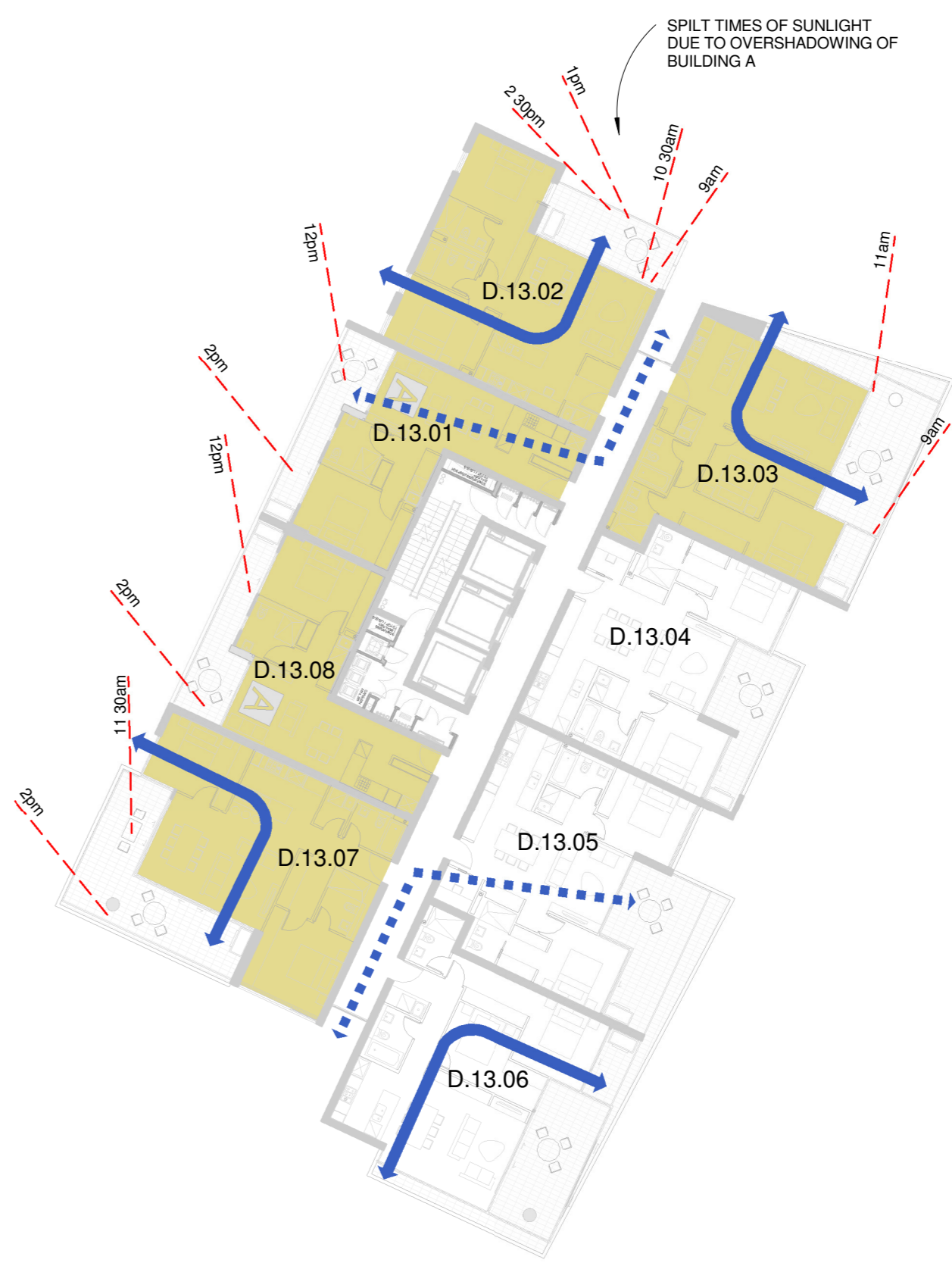
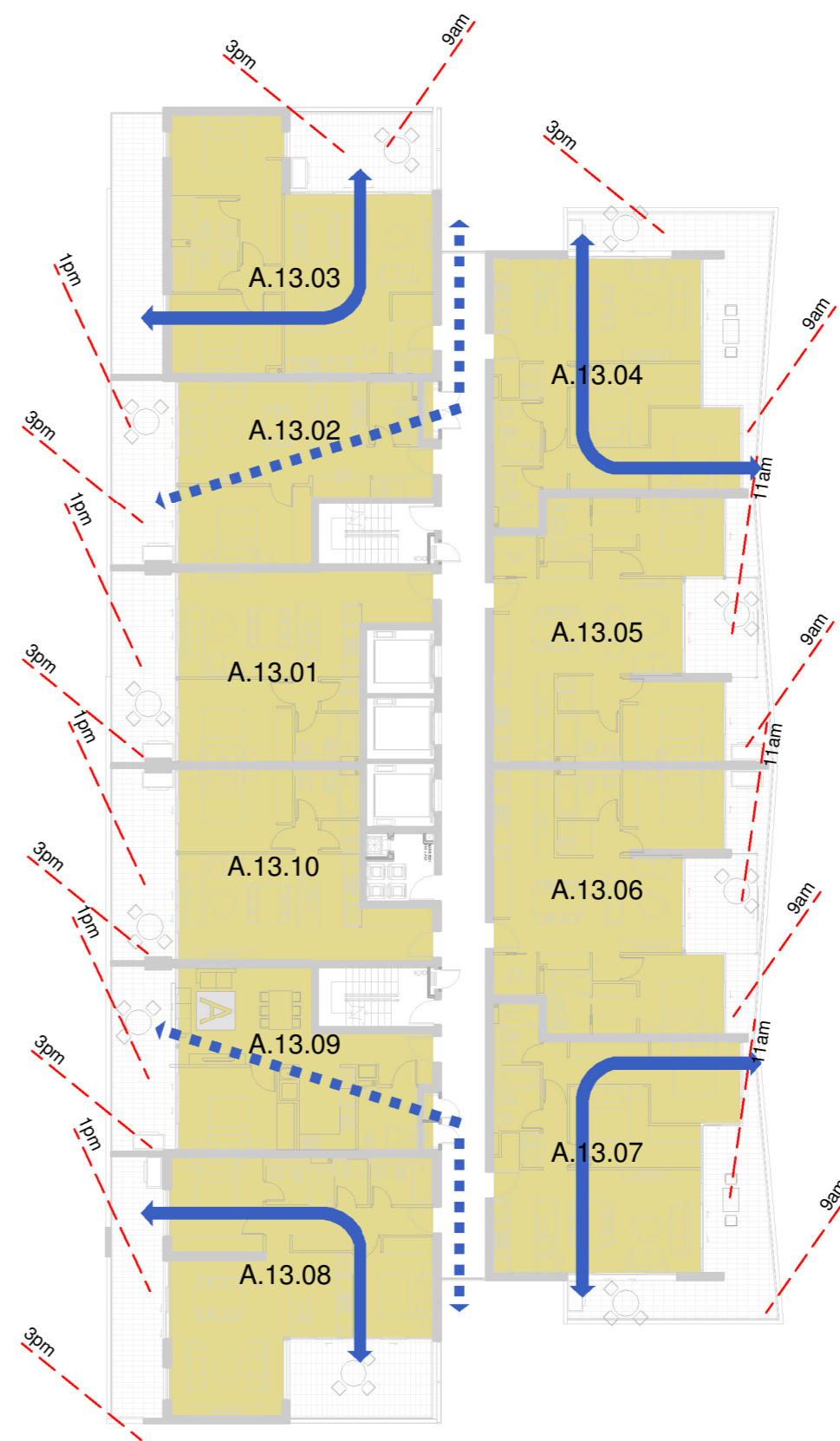
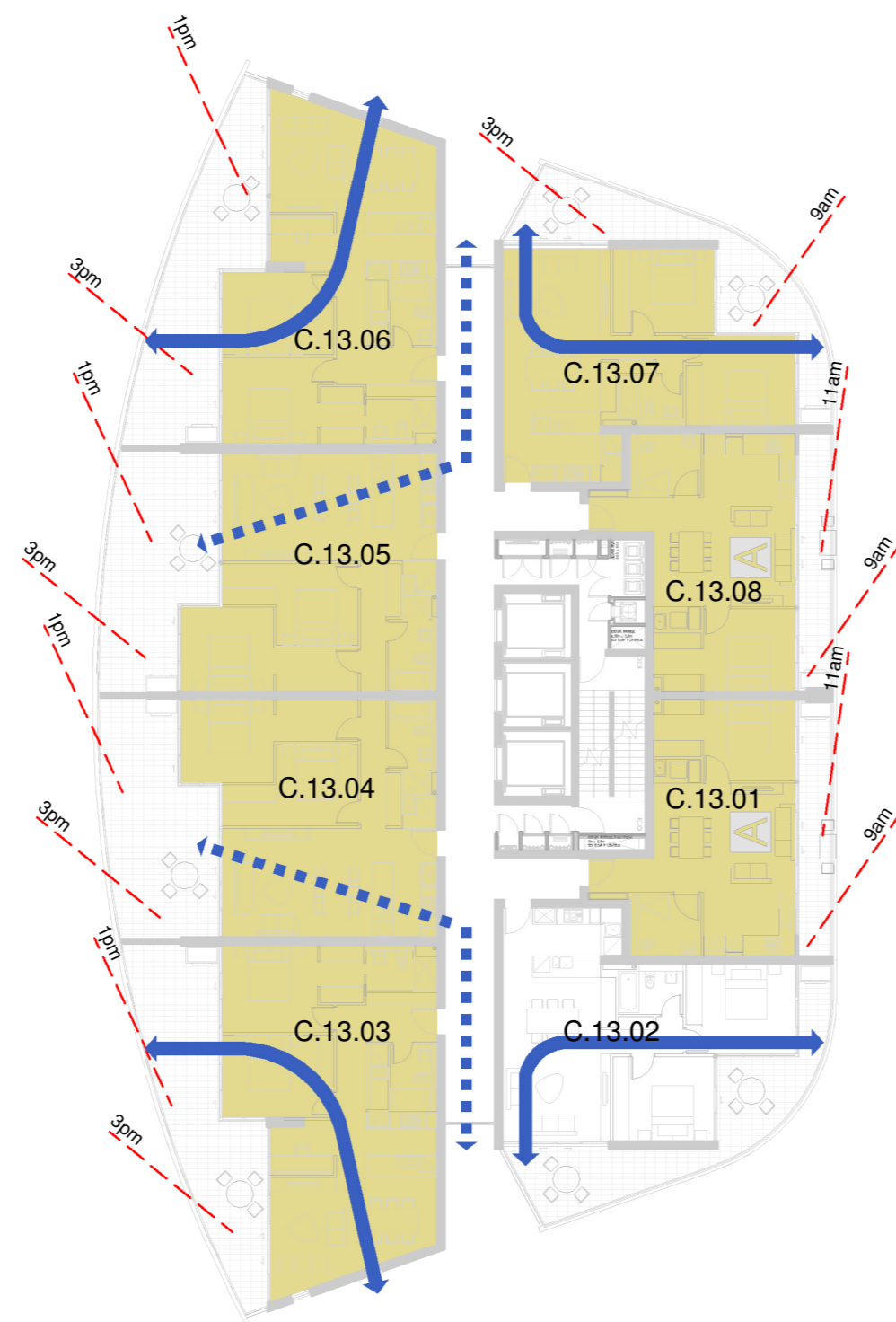


| Date | Scale | Sheet Size |
|----------|---------|------------|
| 11/03/10 | 1 : 250 | @ B1 |

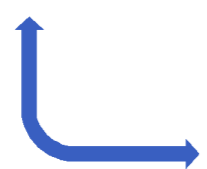
| Reg No. | Drawn | Chk. |
|---------|-------|------|
| | DP/NH | JP |

| Job No. | Drawing No. | Revision |
|---------|-------------|----------|
|---------|-------------|----------|

4410 A-0272 A



KEY



CROSS FLOW APARTMENTS



CROSSFLOW APARTMENTS USING
BUILDING SIDE AIRFLOW



APARTMENTS WITH MIN 2 HOURS
OF SUNLIGHT ACHIEVED ON 21st
JUNE BETWEEN 9am AND 3pm