

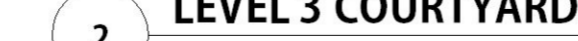
1:200



*Viola hederacea*

*Aspidistra elatior*

PLANT SCHEDULE - SCH-CAMHS - LEVEL 3 COURTYARD					
Botanical Name	Common Name	Height & Spread	Pot Size	Spacing	No.
<i>Aspidistra elatior</i>	Cast Iron Plant	0.5 x 0.5	200mm	4 x sqm	40
<i>Neomarica gracilis</i>	Walking Iris	0.6 x 0.6	200mm	4 x sqm	80
<i>Viola hederacea</i>	Native Violet	0.1 x 0.5	100mm	4 x sqm	30










**1:100**

### IMPORTANT NOTES

Draw scale from drawings.  
 Dimensions to be kept to the attention of the Landscape Architect.  
 Large scale drawings and written dimensions take precedence over small unless otherwise stated.  
 All true dimensions and R/Ls in metres.  
 Use figured dimensions only.  
 Verify all dimensions on site before the commencement of any works.  
 Contractors shall locate and settle all services prior to construction.  
 All work shall be carried out in accordance with R/Ls, R/Ls and Local Government Regulations.  
 Structural Details shall be subject to Engineer's Specifications.  
 Drains & Water Feature Details shall be subject to Hydraulic Engineer's Specifications.  
 All work shall be carried out in the following manner by Qualified Tradesmen as according to Landscape Drawings and Engineer's Specifications.  
 No responsibility will be taken by 360 degrees for any variations in design, construction method, material and/or general specifications without a permit in from the Project Engineer or Landscape Architect.  
 This Drawing is copyright to 360 degrees.

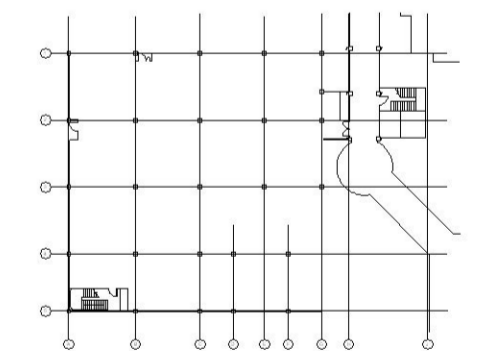
ISSUE	DATE	FOR
1	121010	100%PART 3A

**KEY**

	Building Above
	WP1-Wetpour Type 1 To be Specified
	W1- Wall Type 1
	ST1- Seating Type 1
	ST2- Seating Type 2
	ST3- Seating Type 3
	Mixed Species Planting Refer Plan

## KEY PLAN

TRUE NORTH ( ) PROJECT NORTH ( )



SCALE

1:50 @ A1

**CLIENT**

HEALTH INFRASTRUCTURE  
NSW HEALTH

### Health Infrastructure

PROJECT

SYDNEY CHILDRENS HOSPITAL

PROJECT NUMBER

S1006001

BUILDING



SCH CAMP

DESIGN STAGE

## SCHEMATIC DESIGN

STATUS

100% PARTIAL SUBMISSION

100% F

LANDS

ARCHITECT

### LEVEL 3 COURTYARD

DRAWING NUMBER	ISSUE
----------------	-------

LP_DA_02	01
----------	----