
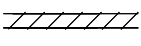
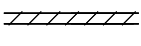




LEGEND


- 

CONCRETE WALL / COLUMN  
REFER TO STRUCTURAL  
ENG SPEC
- 

190 BLOCK WALL
- 

140 BLOCK WALL
- 

92 STUD WALL  
TYPICAL-REFER TO  
SPEC FOR LINING INFO
- 

SC STEEL COLUMN REFER TO  
STRUCTURAL ENG SPEC.
- 

WS WALL STIFFENER REFER TO  
STRUCTURAL ENG SPEC.
- HR1

HANDRAIL 1  
TIMBER HANDRAIL
- HR2


HANDRAIL 2  
EXTERNAL S.S HANDRAIL
- HR3

HANDRAIL 3  
INTERNAL S.S HANDRAIL
- HR4

HANDRAIL 4  
GAL. STEEL HANDRAIL
- GB1

GLASS BALUSTRADE  
TYPE 1
- GB1

GLASS BALUSTRADE  
TYPE 2
- TA

TACTILE INDICATORS
- 

SLAB PENETRATION
- 2HR

2 HOUR FIRE RATED WALL
- DRENCH

DRENCHERS
- 2 HR FIRE CURTAIN

FIRE CURTAIN
- RS

ROLLER SHUTTER
- CW

CHAIN WIRE FENCE & GATE

GENERAL NOTES

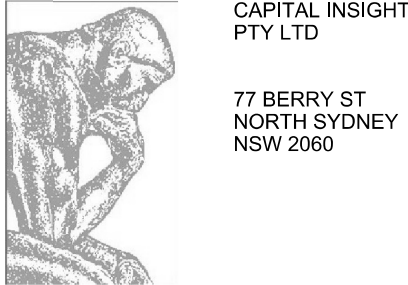
- DOOR NIBS ON HINGE SIDE 100mm  
UNLESS DETAILED OR NOTED OTHERWISE
- LOCATION OF ALL FIXTURES & FITTINGS IN  
DISABLED WC'S & SHOWERS SHALL COMPLY  
WITH AS1428.1
- PENETRATIONS IN SLAB BETWEEN  
FIRE COMPARTMENTS SHALL MAINTAIN  
FIRE SEPARATION BETWEEN FLOORS.  
REFER TO SERVICES ENGINEER'S DOCUMENTS.
- ALSO REFER TO REFLECTED  
CEILING DRAWINGS
- UNLESS NOTED OTHERWISE FINISHED LINE OF  
CORRIDOR SHALL ALIGN.

AMENDMENTS					
ISSUE	DATE	INFORMATION	ISSUE	DATE	INFORMATION
01	19.05.10	ISSUED FOR INFORMATION			
02	04.06.10	ISSUED FOR CO-ORDINATION & REVIEW			

CLIENT



PROJECT DIRECTOR  
PROJECT MANAGER



PRINCIPAL DESIGN CONSULTANT




DESIGN CONSULTANTS

TAYLOR THOMPSON &  
WITTING STRUCTURAL  
ENGINEERS  
  
WHIPPS-WOOD  
CONSULTING HYDRAULIC  
ENGINEERS  
  
STEENSEN VARMMING  
MECHANICAL /  
ELECTRICAL ENGINEERS

KEY PLAN

NORTH



PROJECT  
**INGHAM HEALTH RESEARCH INSTITUTE  
AT LIVERPOOL HOSPITAL**

DRAWING NAME  
**FLOOR PLAN  
LEVEL 6**

DRAWN

JO

DESIGN

MSJ

CHECKED

JZ

DATE

25.03.10

SCALE

1:100 @ A1

1:200 @ A3

JOB No.

09.22

ISSUE

02

DRAWING NUMBER

A-1006