

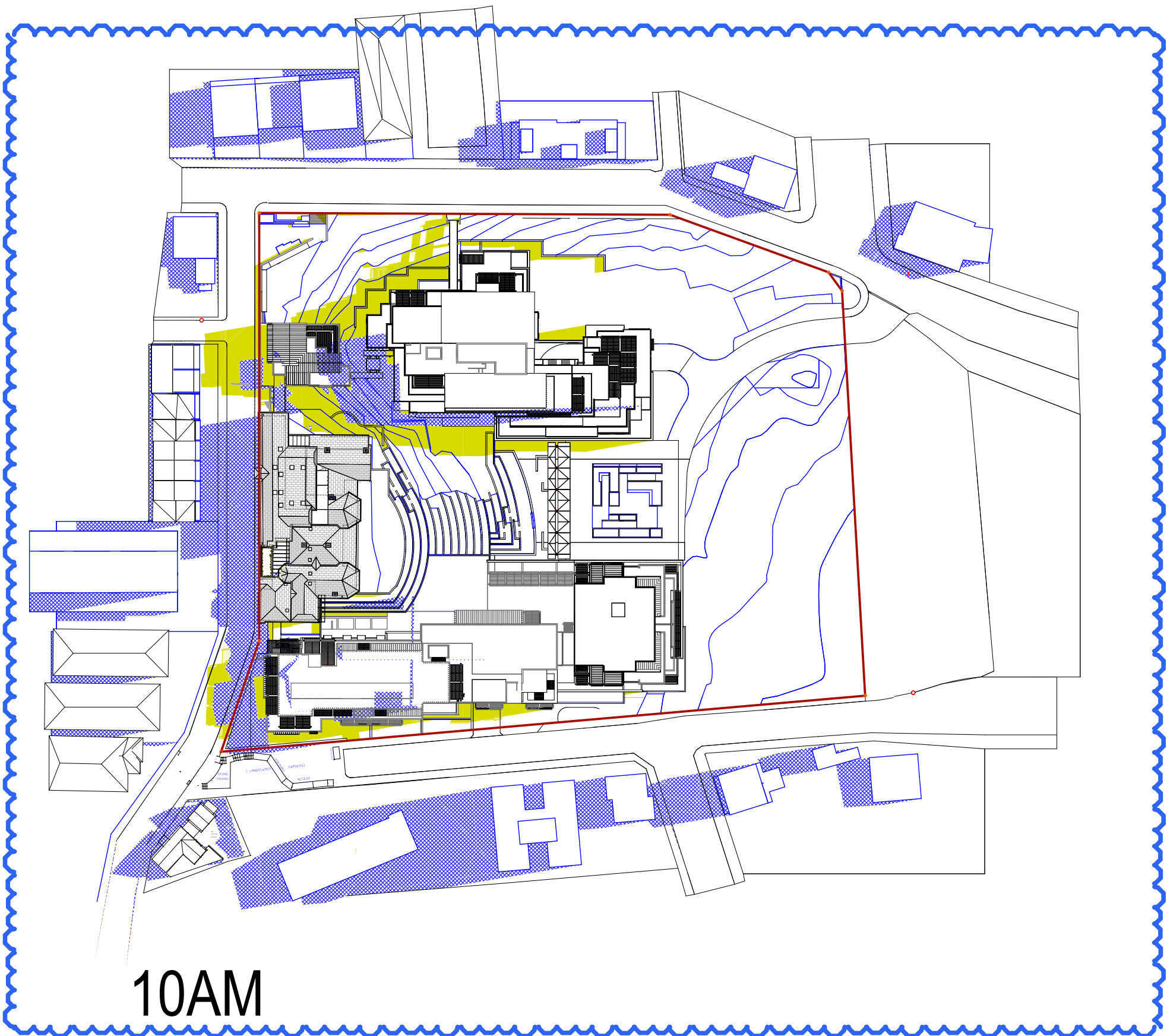
LEGEND

- EXISTING SHADOW
- PROPOSED ADDITIONAL SHADOW
- REDUCTION IN SHADOW



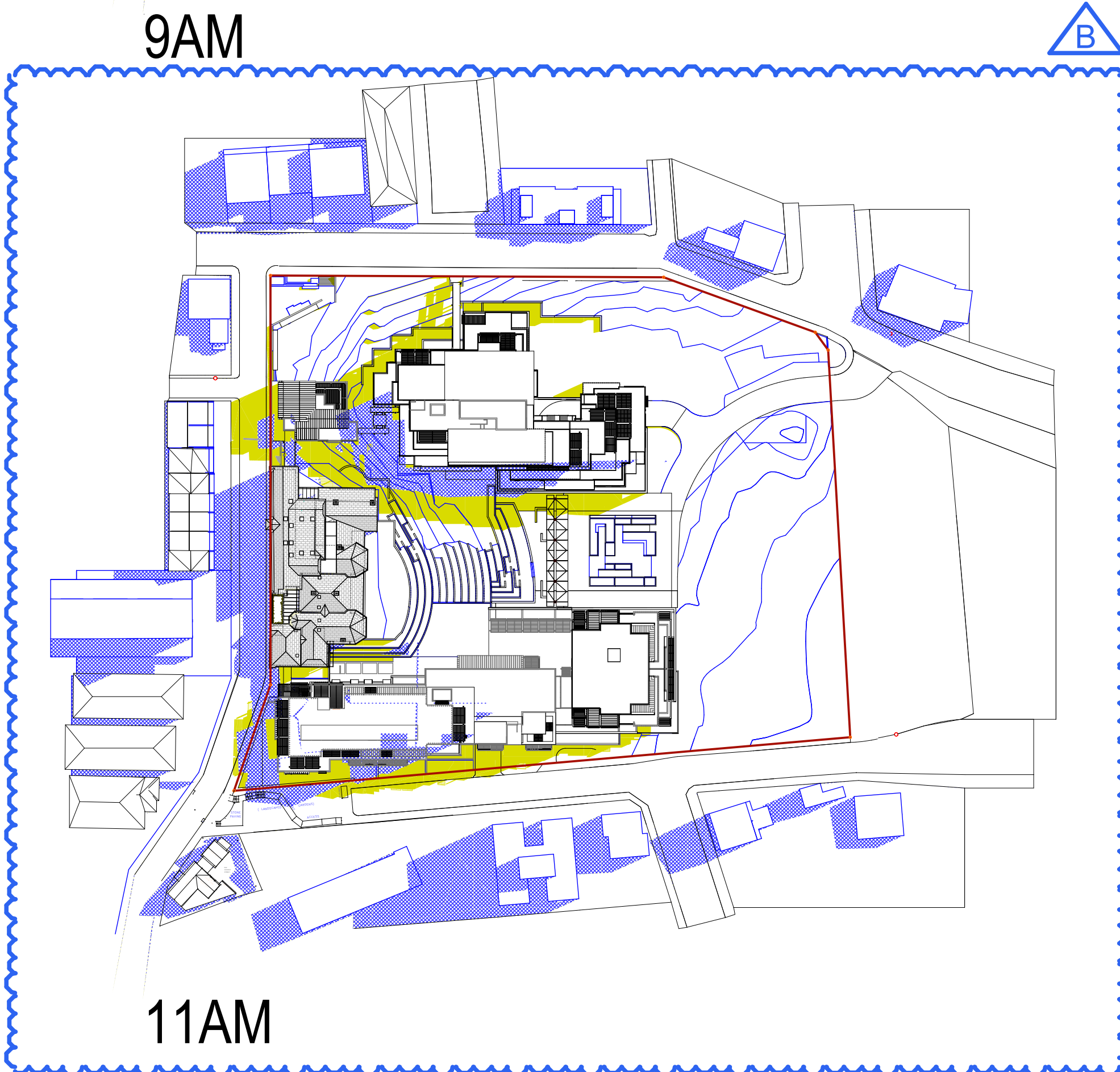
9AM

B



10AM

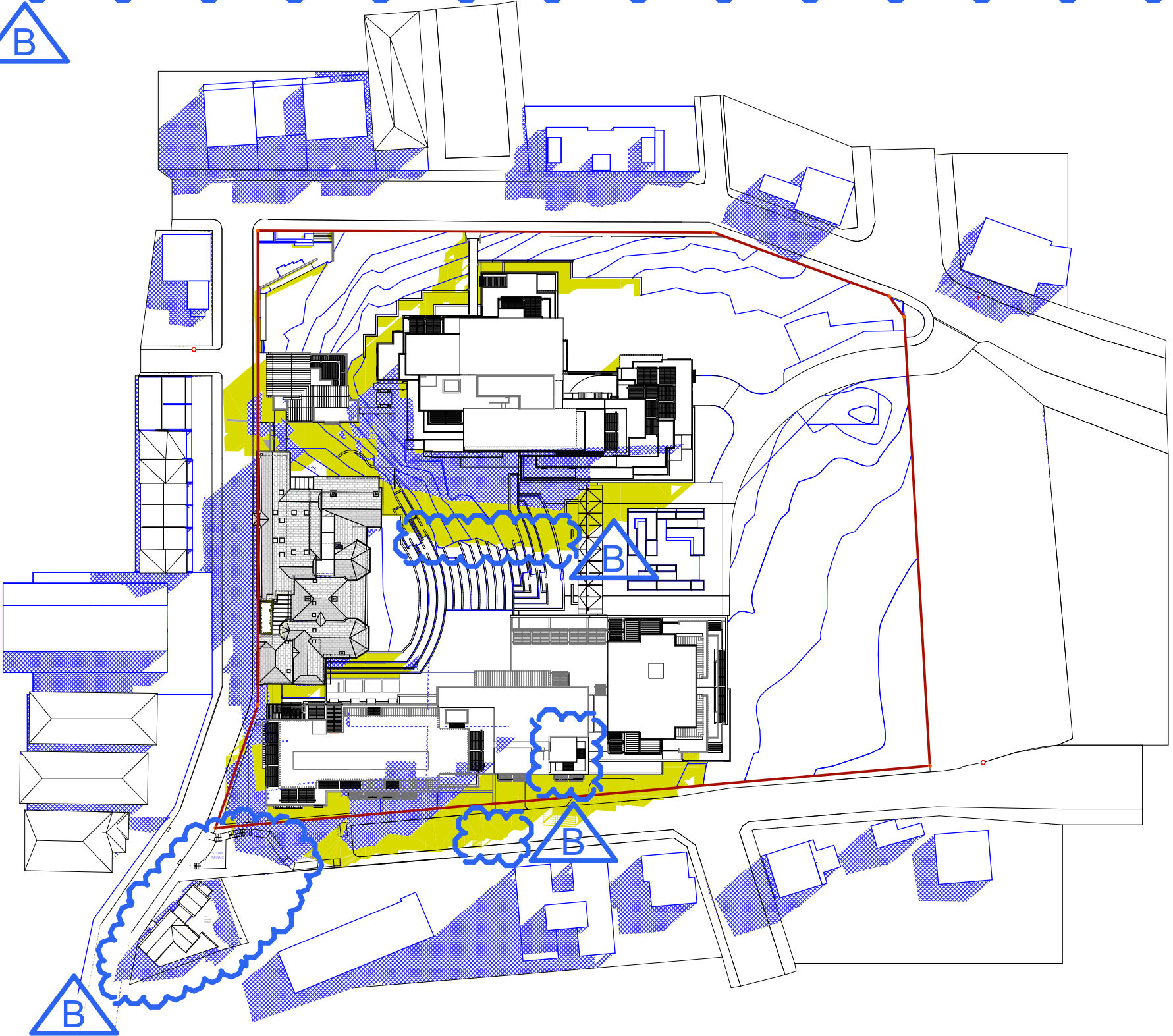
B



11AM

WINTER SOLSTICE

21 JUNE



12PM

B

1. House at 4 Cooper St located accurately as per survey from Project surveyors dated 06.04.2011.
2. Landscape & steps between Cooper St & Stephen St shown as per survey from Project surveyors dated 06.04.2011.
3. Shadows updated to reflect reduced height of Brown St ILU building & reduced bulk of RACF building.
4. New shadow diagrams for intermediate times added
5. 3PM shadow relocated to drawing

Rev B 06/06/2011 DA 512/01

"Copyright JPR Architects Pty Ltd.  
Reproduction of the whole or part of this documents constitutes an infringement of copyright. The information, ideas and concepts contained in this document are confidential and the recipient of this document is prohibited from disclosing such information, ideas and concepts to any person without the prior written consent of JPR Architects Pty Ltd."

"THE TERRACES"

SCOTTISH HOSPITAL - 2 COOPER ST. PADDINGTON

PRINCIPAL ARCHITECT

jpr architects pty limited

20/50 Stanley Street East Sydney NSW 2010 tel +61 2 9366 1133 fax +61 2 9366 1166 email jpr@jpr.com.au

CONSULTING ARCHITECT: URBAN DESIGN

GMU GM Urban Design + Architecture Pty Ltd

CONSULTING ARCHITECT: AGED CARE

Flower and Samios

CONSULTING ARCHITECT: HERITAGE

CM+ Conybeare Morrison International Pty Ltd

Architecture Interiors Heritage Urban Design Masterplanning

T 61 2 8244 8888 F 61 2 8244 8877 E mail@cmplus.com.au

© CM+ 2010

SCALE AT A1  
1:1000

DATE  
07/10/2010

PROJECT No  
2006067

REVISION  
B

DRAWN  
RM / YS

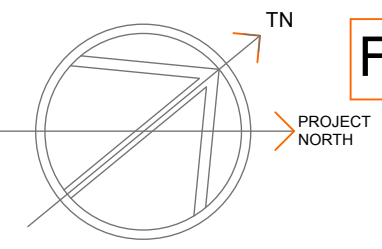
ITEM No  
37702

PROJECT ADDRESS  
2 COOPER ST. PADDINGTON

CLIENT  
Presbyterian Aged Care PADDINGTON

DRAWING TITLE  
Shadow Analysis-  
WinterSolstice- 21 June

DRAWING No  
DA 512



FOR MAJOR PROJECT APPLICATION ONLY

CAUTION: Drawings which have been scanned, saved in PDF format, and/or reprinted, other than by JPSA, may not be to scale and should not be scaled or relied on for area calculations.

0 10 20 30 40 50m

This design has had no input from relevant planning and services or BCA consultants and should not be construed as final