

EASTLAKES TOWN CENTRE - NORTH SITE

EVANS AVENUE EASTLAKES

S75W

LANDSCAPE DOCUMENTATION

GENERAL NOTES

1. THIS DRAWING IS COPYRIGHT AND IS THE PROPERTY OF TURF DESIGN STUDIO AND MUST NOT BE USED WITHOUT PERMISSION.

2. THIS DRAWING IS AN UNCONTROLLED COPY UNLESS STAMPED WITH STATUS. THE CONTRACTOR MUST VERIFY ALL DIMENSIONS AND LEVELS ON SITE AS THIS IS NOT A SHOP DRAWING.

3. THE CONTRACTOR MUST REFER ANY DISCREPANCIES TO THE SUPERINTENDENTS REPRESENTATIVE BEFORE PROCEEDING WITH THE WORK.

4. THE CONTRACTOR MUST NOT SCALE FROM THESE DRAWINGS. USE NOMINATED DIMENSIONS AND LEVELS.

5. THIS DRAWING MUST BE READ IN CONJUNCTION WITH THE TOTAL CONTRACT PACKAGE INCLUDING DRAWINGS AND SPECIFICATIONS OF ALL CONSULTANTS.

6. IF THE CONTRACTOR INTENDS TO UNDERTAKE ANY EXCAVATION WORK, IT IS THE CONTRACTORS RESPONSIBILITY TO CONTACT 1100 - DIAL BEFORE YOU DIG OR WWW.1100.COM.AU


SURVEY INFORMATION

7. TURF DESIGN STUDIO DO NOT WARRANT THE ACCURACY OF SURVEY INFORMATION.

DRAWING LIST

Drawing Number	Drawing Title
S75W-L-000	COVER SHEET
S75W-L-001	LEGEND & LANDSCAPE SCHEDULE
S75W-L-002	LEGEND & LANDSCAPE SCHEDULE
S75W-L-200	GENERAL ARRANGEMENT - PUBLIC DOMAIN
S75W-L-210	GENERAL ARRANGEMENT - PODIUM
S75W-L-220	GENERAL ARRANGEMENT - BUILDING 1B ROOFTOP
S75W-L-310	LEVELS AND DRAINAGE - PODIUM
S75W-L-500	PLANTING PLAN - PUBLIC DOMAIN
S75W-L-510	PLANTING PLAN - PODIUM
S75W-L-520	PLANTING PLAN - BUILDING 1B ROOFTOP
S75W-L-530	PLANTING SCHEDULES
S75W-L-560	SOIL DEPTH PLAN
S75W-L-600	SECTIONS - GROUND FLOOR
S75W-L-601	SECTIONS - PODIUM
S75W-L-802	DETAILS - GROUND FLOOR
S75W-L-812	DETAILS - PODIUM

A	3/06/19	FOR APPROVAL	AR	MC
Rev	Date	Description	Drawn	Checked



Turf Design Studio, P O Box 419 Cronulla NSW 2230, 95 Kingsway, Cronulla 2230
Phone (+61 2) 9527 3380, Fax (+61 2) 9527 2307
Email: sydney@turfdesign.com

Client



Project
EASTLAKES TOWN CENTRE - NORTH SITE


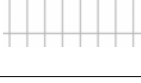
Drawing Title
COVER SHEET

Drawing Status
FOR APPROVAL

Scale:	@A1	Plot Date	03/06/19 9:46:18 AM
Project No.	1602	Drawing No.	S75W-L-000
		Revision	A

DRAFT NOT FOR CONSTRUCTION

L:\2016\1602_CrownEastlakes\Output\North\19527_S75_Plan\NOT SENT\DES_detailed.rvt

CODE	SYMBOL	ITEM	DIMENSION	COLOUR + FINISH	SUPPLIER	SHOP DRAWINGS	SAMPLES	NOTES
PAVING								
AF1		Architectural finish (Ground floor Retail)	-	-	-	-	-	Refer to architectural documentaton for details
P1a		Granite Paving (Pedestrian Only)	600mm x 300mm x 40mm	Colour: Sesame Grey Finish: Exfoliated	Sam The Paving Man (02) 9642 5666	-	Required	Subbase to engineers detail
P1b		Granite Paving (Pedestrian + Vehicular)	600mm x 300mm x 60mm	Colour: Sesame Grey Finish: Exfoliated	Sam The Paving Man (02) 9642 5666	-	Required	Subbase to engineers detail
P2		Granite Paving - Feature	600mm x 100mm x 40mm	Colour: Sesame Grey Finish: Bush hammered	Sam The Paving Man (02) 9642 5666	-	Required	
P3		Pebble Mesh (Mortar fixed)	20-30mm Pebbles	Pebble: River Grey Mortar: Grey oxide to match stone	Pebble: Rock & Stone (03) 9571 6266		Pebble: Required Mortar: Required	
P4		Porecelain Tile Paver - On Pedestal (Fire Egress + Podium Courtyards)	Paving: 600mm x 300mm x 14mm	Paving: Colour: X Beton Dot Finish: Natural	Paving: Rocks On (02) 8303 0100 Pedestals: Elmich (02) 9648 2073	-	Paving: Required	
P5		Pool Tile	20mm x 20mm	Tile: VTC 20.09 GRIP Grout: Off white grout mix to match tile colour	Bisazza Australia (02) 9638 9233		Tile: Required Grout: Required	
P6		Pebble Mesh (Water feature floor)	30-40mm Pebbles	Pebble: Colour: River Grey Mortar: Grey oxide to match stone	Pebble: Rock & Stone (03) 9571 6266		Pebble: Required Mortar: Required	Refer to detail
PL		Pit Lid For Chiller	4050mm x 2250mm	Infill Pit Lid.	Iplex (1300 047 539)	Required		
T1		Tactile Indicators Product Code: STI-SSS	-	Stainless Steel	Sydeny Tactile Installations. (04) 3339 9945	-	-	Contractor to insure compliance with AS1428.4
TD1a		Timber Deck On Pedestal	Decking: 135mm x 19mm Pedestal: Varies	Australian hardwood - Blackbutt Finish: TBC	Pedestals: Elmich (02) 9648 2073	Required	Decking: Required	Decking: Contractor must install in accordance with suppliers details and recommendations. All edge profiles concealed by flush adjacent paving / wall surface. Pedestals: Contractor to install in accordance with suppliers details and recommendations. Contractor to ensure decking at drainage outlets can be temporarily removed to allow for maintainance access.
TD1b		Timber Deck Over Soil Vault	Decking: 135mm x 19mm Pedestal: Varies	Australian hardwood - Blackbutt Finish: TBC	Pedestals: Elmich (02) 9648 2073	Required	Decking: Required	Decking: Contractor must install in accordance with suppliers details and recommendations. All edge profiles concealed by flush adjacent paving / wall surface.

WALLS, FENCES AND GATES

F1		1.8m Flat Bar Fence + Security Gate (Ground Floor Western Boundary)	1.8m (H). Verticle flat bar steel 70mm x 10mm. Max 100mm spacings	All components: Galvanised steel Colour: AC1 - Refer to L-001 Finish: Powdercoated micaceous iron oxide paint finish.	-	Required	Required	
F2		Glass Pool Fence	1200mm (H)	-	-	Required	Required	
W1		Blockwork Wall (Ground floor - On Structure)	190mm Thick 1800 Height	Colour: AC1 - Refer to L-001 Finish: Rendered Painted	-	-	-	Refer to Detail
W2a		Insitu Concrete Wall (Podium)	200mm Thick	Class 2, Honed finish to achieve minimal aggregate exposure to all exposed surfaces	-	-	Required	
W2b		Insitu Concrete Wall (Podium)	200mm Thick	Colour : AC1 - Refer to L-001 Finish : Redered and Painted	-		Required	
W3a		Water Feature Wall (Oculus + Linear WF)	Wall: 200mm Thick	Hob: Belmondo - Sandblast	Hob: STS STONE (02) 9387 6616			Refer to Colarc Detail
W3b		Water Feature Wall (Oculus)	Wall: 150mm Thick	Hob: Belmondo - Sandblast	Hob: STS STONE (02) 9387 6616			Refer to Colarc Detail
W3c		Water Feature Wall (Linear WF Drains)	Wall: 150mm Thick	Hob: Adelaide Black - Polished	Hob: Sam The Paving Man (02) 9642 5666			Refer to Colarc Detail
W4a		Steel Planter Wall (Ground Floor)	2.5mm Thick with 8mm Rolled edge	Colour: Bridge paint AC1 - Refer to L-001 Finish: Galvanised + Painted	-	-	Required	
W4b		Steel Planter Wall (North Podium Planter)	2.5mm Thick with 8mm Rolled edge	Colour: Bridge paint AC1 - Refer to L-001 Finish: Galvanised + Painted	-	-	Required	
W5		Stone Clad Wall	Wall: 220mm Think Cladding: 20mm Thick	Wall: Concrete Cladding: Belmondo - Sandblast	Cladding: STS STONE (02) 9387 6616		Required	

STAIRS AND HANDRAILS

STAIR 20		Pool Stairs	150mm Riser 300mm Tread	Refer to Detail	N/A	Required		
HR1		Handrail to stair 20	Max 1m high	316 Stainless Steel		Required	Required	

CUSTOM FURNITURE

BBQ		Bench: Custom Concrete Bench Sink: Pete Evans Alfresco Double Bowl Sink Product: 6660 Mixer: Pete Evans Alfresco Sink Mixer Product Code: PE06SSS5A BBQ cook tops: x2 CCQ-Electric HCF - E	Bench: 5500mm(l) x 900mm(w) x 900mm(h)	Bench: Precast Concrete. White - High Polised Finish Concrete. Must achieve zero to minimum aggregate exposure Sink: 316 Stainless Steel Mixer: 316 Stainless Steel	Bench: 2 Barrows (or equal) 0423 111 177 Sink: Clark 13 14 16 Mixer Clark 13 14 16 BBQ Cooktop: Christie Parksafe 1300 135 227	Bench: Required BBQ Cooktop: Required		
C1		Custom Bench Seat: (Oculus)	Refer to detail	Precast Concrete		Required	Required	
C2		Custom Bench Seat: (Central + North Podium)	Refer to detail	Precast concrete seat with timber battens.		Required	Required	
C3		Custom Bench Seat: (Building 1B Rooftop)	Refer to detail	Precast concrete seat with timber battens.		Required	Required	

ARCHITECTURAL COLOUR FINISHES		
LANDSCAPE CODE	ARCH ELEMENT	COLOUR SPECIFICATION
AC1	Building Base + Podium Boundary Wall	Dulux 'Terrible Billy'
AC2	Building Fin 'Front'	Dulux 'Cinnamon Sand'


*ALL COLOUR SPECIFICATION TO MATCH ARCHITECT FINISH TO BE CONFIRMED WITH ARCHITECT PRIOR TO FABRICATION/APPLICATION

- GENERAL NOTES
- THIS DRAWING IS COPYRIGHT AND IS THE PROPERTY OF TURF DESIGN STUDIO AND
 - MUST NOT BE USED WITHOUT PERMISSION
 - THIS DRAWING IS AN UNCONTROLLED COPY UNLESS STAMPED WITH STATUS
 - THE CONTRACTOR MUST VERIFY ALL DIMENSIONS AND LEVELS ON SITE AS THIS IS NOT A SHOP DRAWING
 - THE CONTRACTOR MUST REFER ANY DISCREPANCIES TO THE SUPERINTENDENTS REPRESENTATIVE BEFORE PROCEEDING WITH THE WORK
 - THE CONTRACTOR MUST NOT SCALE FROM THESE DRAWINGS. USE NOMINATED DIMENSIONS AND LEVELS.
 - THIS DRAWING MUST BE READ IN CONJUNCTION WITH THE TOTAL CONTRACT PACKAGE INCLUDING DRAWINGS AND SPECIFICATIONS OF ALL CONSULTANTS. IF THE CONTRACTOR INTENDS TO UNDERTAKE ANY EXCAVATION WORK, IT IS THE CONTRACTORS RESPONSIBILITY TO CONTACT 1100 - DIAL BEFORE YOU DIG OR WWW.1100.COM.AU

- SURVEY INFORMATION
- TURF DESIGN STUDIO DO NOT WARRANT THE ACCURACY OF SURVEY INFORMATION.

A 3/06/19 FOR APPROVAL AR MC

Rev Date Description Drawn Checked



Turf Design Studio · P O Box 419 Cronulla NSW 2230, 95 Kingsway, Cronulla 2230
Phone (+61 2) 9527 3380, Fax (+61 2) 9527 2307
Email: sydney@turfdesign.com

Client



CrownGroup

Project

EASTLAKES TOWN CENTRE - NORTH SITE

Drawing Title

LEGEND & LANDSCAPE SCHEDULE

Drawing Status

FOR APPROVAL

Scale: @A1 Plot Date 03/06/19 9:46:23 AM

Project No.	Drawing No.	Revision
1602	S75W-L-001	A

DRAFT NOT FOR CONSTRUCTION

L:\2016\1602_CrownEastlakes\Output\North\190627_S75_PansNOT SENT\DES_detailed.rvt

CODE	SYMBOL	ITEM	DIMENSION	COLOUR + FINISH	SUPPLIER	SHOP DRAWINGS	SAMPLES	NOTES
FURNITURE AND FIXTURES								
		Poolside Table (FS-ST02)	As Supplied	Colour: White	Cosh Living (02) 9317 3011			
PT1		Planter Pot - 900 Tall U Bowl (ZDU 909090)	900mm Height 900mm Width	Colour: White	Quatro Design (02) 6672 1190		Required	
PT2		Planter Pot - 700 Medium U Bowl (ZDU707070)	700mm Height 700mm Width	Colour: White	Quatro Design (02) 6672 1190		Required	
PT3		Planter Pot - 700 Low U Bowl (ZDU707050)	500mm Height 700mm Width	Colour: White	Quatro Design (02) 6672 1190		Required	
PT4		Planter Pot - 1200 Low U Bowl (ZDU 909090)	900mm Height 900mm Width	Colour: White	Quatro Design (02) 6672 1190		Required	
S1		Sun Lounger (FS-FELO)	As Supplied	Colour: White	Cosh Living (02) 9317 3011			
S2		Lounge seat (BREEZE)	As Supplied	Frame: Black Seat Pad: Black	WGU (1800 181 558)			
S3		Dining Chair (HEE Dining Chair)	As Supplied	Colour: Black	HAY (02 9538 0855)			
S4		Bean Bag Chair (COAST Isla Chair)	As Supplied	Colour: Heritage Granite	Cosh Living (02 9317 3011)			
S5		Bar Stool (HEE Bar Stool)	650mm(H)	Colour: Black	HAY (02 9538 0855)			
SB		Evans Avenue Bin (Civic Bin 240L)	728mm(W) x 1353mm (H) x 850mm(D)	Colour AC1 Refer to L-001	Urban Fountains & Furniture (07) 3382 7372	Required		
SL		I-Swim Portable Swim Lift	640mm(W) x 1245mm (L) x 1510mm(H)	-	Mobility Engineering (02) 9482 4572			
SR		Evans Avenue Bike Rack	Refer to council detail	316 Stainless Steel	TBC	Required		
SS		Evans Avenue Bench Seat (VESEA-56-01-90)	1800mm(W) x 835mm (H) x 600mm(D)	Frame: AC1 Refer to L-001 Timber: Australian hardwood - Blackbutt	Mos Urban (02) 9188 3459	Required		
T1		High Table (NEU Table High/ Round Anthracite)	950mm (H)	Colour: Black	HAY (02 9538 0855)			
T2		Dining Table	3400mm(L)	Frame: Lava Table top: Ceramic 6mm - quartz (64 - CEQ)	Cosh Living (02) 9317 3011			
T3		Low Table (Montego Outdoor Coffee Table)	900mm x 900mm x 360mm (H)	Colour : Charcoal	Coco Republic (1300 000 220)			
SOFTWARES								
-		Proposed Tree						Refer to details. Refer to planting schedules for quantity
-		New Planting						Refer to details. Refer to planting schedules for quantity
-		Existing Tree						
LIGHTING								
BL1		Brick Light	-	-				Refer to Electrical engineer's drawings & specification
DL1		Down Light	-	-				Refer to Electrical engineer's drawings & specification
IL1		Floor Light	-	-				Refer to Electrical engineer's drawings & specification
L1		Street Light	-	-				Refer to Electrical engineer's drawings & specification
UL1		Up Light	-	-				Refer to Electrical engineer's drawings & specification
WL1		Wall Light	-	-				Refer to Electrical engineer's drawings & specification
WL2		Wall Light	-	-				Refer to Electrical engineer's drawings & specification
DRAINAGE AND SERVICES								
Irrigation		Subsurface Drip Irrigation	-	-	-			Contractor must supply and install irrigation to all planting areas. Refer to Irrigation designer's documentation for information
HC		Hose Cocks	-	-	-			
GD		Grated Drain	Refer to Hydraulic Engineer's specification					
EW		Existing Services - Water	-	-	-			
ET		Existing Services - Telstra	-	-	-			
ES		Existing Services - Sewer	-	-	-			
EG		Existing Services - Gas	-	-	-			
EE		Existing Services - Electrical	-	-	-			
PP		Existing Power Pole	-	-	-			
EGD		Existing Grated Drain	-	-	-			

GENERAL NOTES


- THIS DRAWING IS COPYRIGHT AND IS THE PROPERTY OF TURF DESIGN STUDIO AND
- MUST NOT BE USED WITHOUT PERMISSION
- THIS DRAWING IS AN UNCONTROLLED COPY UNLESS STAMPED WITH STATUS
- THE CONTRACTOR MUST VERIFY ALL DIMENSIONS AND LEVELS ON SITE AS THIS IS REPRESENTATIVE BEFORE PROCEEDING WITH THE WORK.
- THE CONTRACTOR MUST NOT SCALE FROM THESE DRAWINGS. USE NOMINATED DIMENSIONS AND LEVELS.
- THIS DRAWING MUST BE READ IN CONJUNCTION WITH THE TOTAL CONTRACT PACKAGE INCLUDING DRAWINGS AND SPECIFICATIONS OF ALL CONSULTANTS. IF THE CONTRACTOR INTENDS TO UNDERTAKE ANY EXCAVATION WORK, IT IS THE CONTRACTORS RESPONSIBILITY TO CONTACT 1100 - DIAL BEFORE YOU DIG OR WWW.1100.COM.AU

SURVEY INFORMATION

- TURF DESIGN STUDIO DO NOT WARRANT THE ACCURACY OF SURVEY INFORMATION.

A 3/06/19 FOR APPROVAL AR MC

Rev	Date	Description	Drawn	Checked
-----	------	-------------	-------	---------



Turf Design Studio · P O Box 419 Cronulla NSW 2230, 95 Kingsway, Cronulla 2230
Phone (+61 2) 9527 3380, Fax (+61 2) 9527 2307
Email: sydney@turfdesign.com

Client



CrownGroup

Project

EASTLAKES TOWN CENTRE - NORTH SITE

Drawing Title

LEGEND & LANDSCAPE SCHEDULE

Drawing Status

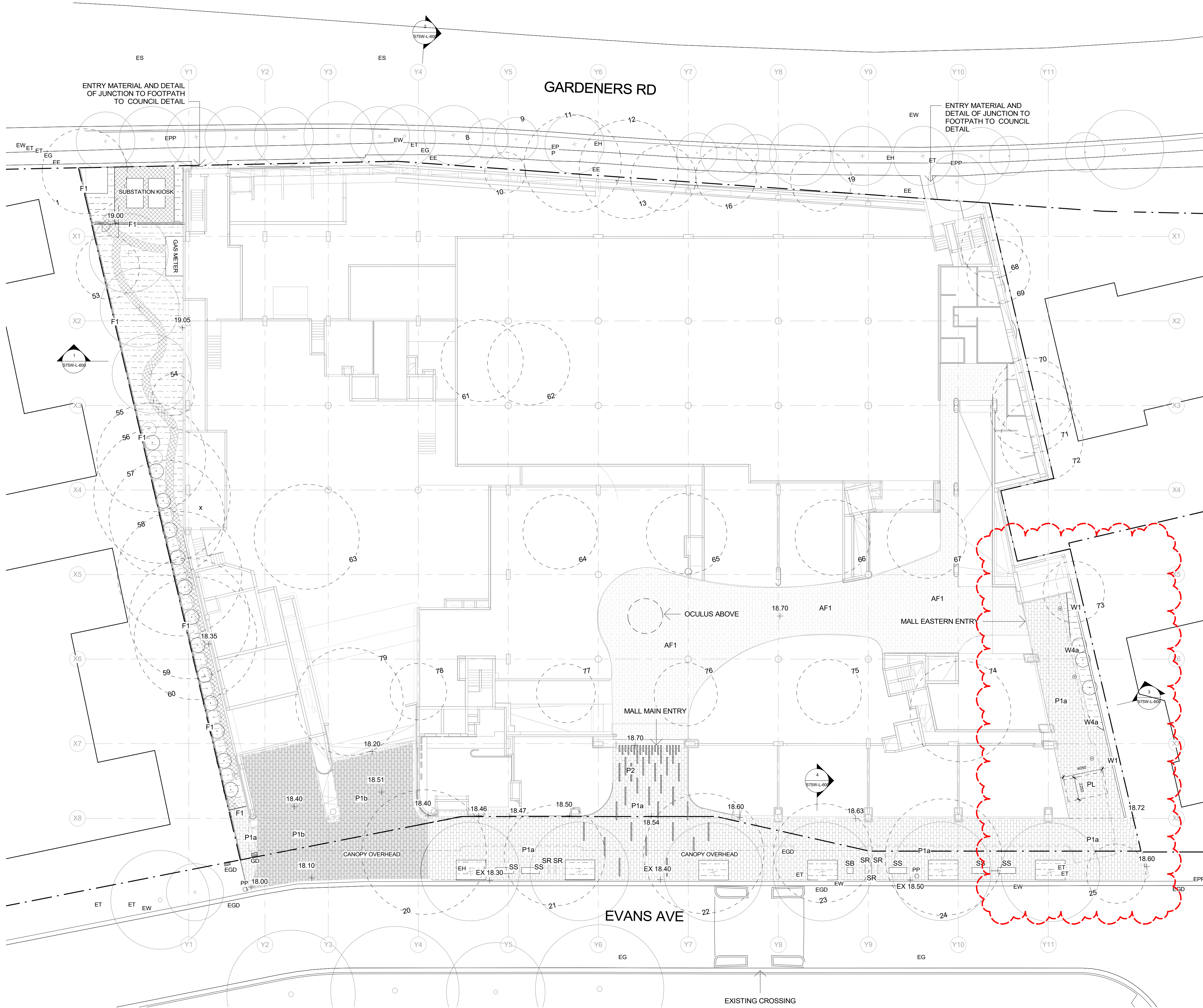
FOR APPROVAL

Scale:	@A1	Plot Date	03/06/19 9:46:27 AM
--------	-----	-----------	---------------------

Project No.	Drawing No.	Revision
1602	S75W-L-002	A

DRAFT NOT FOR CONSTRUCTION

L:\2016\1602_CrownEastlakes\Output\North\190527_S75 Paras\NOT SENT\DES_detailed.dxf



- GENERAL NOTES
1. THIS DRAWING IS COPYRIGHT AND IS THE PROPERTY OF TURF DESIGN STUDIO AND
 2. MUST NOT BE USED WITHOUT PERMISSION. THIS DRAWING IS AN UNCONTROLLED COPY UNLESS STAMPED WITH STATUS. THE CONTRACTOR MUST VERIFY ALL DIMENSIONS AND LEVELS ON SITE AS THIS IS REPRESENTATIVE BEFORE PROCEEDING WITH THE WORK. THE CONTRACTOR MUST NOT SCALE FROM THESE DRAWINGS. USE NOMINATED DIMENSIONS AND LEVELS.
 3. NOT A SHOP DRAWING. THIS DRAWING MUST BE READ IN CONJUNCTION WITH THE TOTAL CONTRACT PACKAGE INCLUDING DRAWINGS AND SPECIFICATIONS OF ALL CONSULTANTS. IF THE CONTRACTOR INTENDS TO UNDERTAKE ANY EXCAVATION WORK, IT IS THE CONTRACTOR'S RESPONSIBILITY TO CONTACT 1100 - DIAL BEFORE YOU DIG OR WWW.1100.COM.AU
 4. REPRESENTATIVE BEFORE PROCEEDING WITH THE WORK.
 5. DIMENSIONS AND LEVELS.
 6. THIS DRAWING MUST BE READ IN CONJUNCTION WITH THE TOTAL CONTRACT PACKAGE INCLUDING DRAWINGS AND SPECIFICATIONS OF ALL CONSULTANTS. IF THE CONTRACTOR INTENDS TO UNDERTAKE ANY EXCAVATION WORK, IT IS THE CONTRACTOR'S RESPONSIBILITY TO CONTACT 1100 - DIAL BEFORE YOU DIG OR WWW.1100.COM.AU
 7. TURF DESIGN STUDIO DO NOT WARRANT THE ACCURACY OF SURVEY INFORMATION.

LEGEND

REFER TO L-001& L0-002 FOR ABBREVIATION

A 3/06/19 FOR APPROVAL AR MC

Rev	Date	Description	Drawn	Checked
-----	------	-------------	-------	---------



Turf Design Studio: P O Box 419 Cronulla NSW 2230, 95 Kingsway, Cronulla 2230
Phone (+61 2) 9527 3380, Fax (+61 2) 9527 2307
Email: sydney@turfdesign.com

Client



CrownGroup

Project
EASTLAKES TOWN CENTRE - NORTH SITE

Drawing Title
GENERAL ARRANGEMENT - PUBLIC DOMAIN

Drawing Status
FOR APPROVAL

Scale	1 : 200 @A1	Plot Date	03/06/19 9:46:39 AM
-------	-------------	-----------	---------------------

Project No.	Drawing No.	Revision
1602	S75W-L-200	A

DRAFT NOT FOR CONSTRUCTION

L:\2016\1602_CrownEastlakes\Output\North\190627_S75_Para\NOT SENT\DES_detailed.dwg

GENERAL NOTES

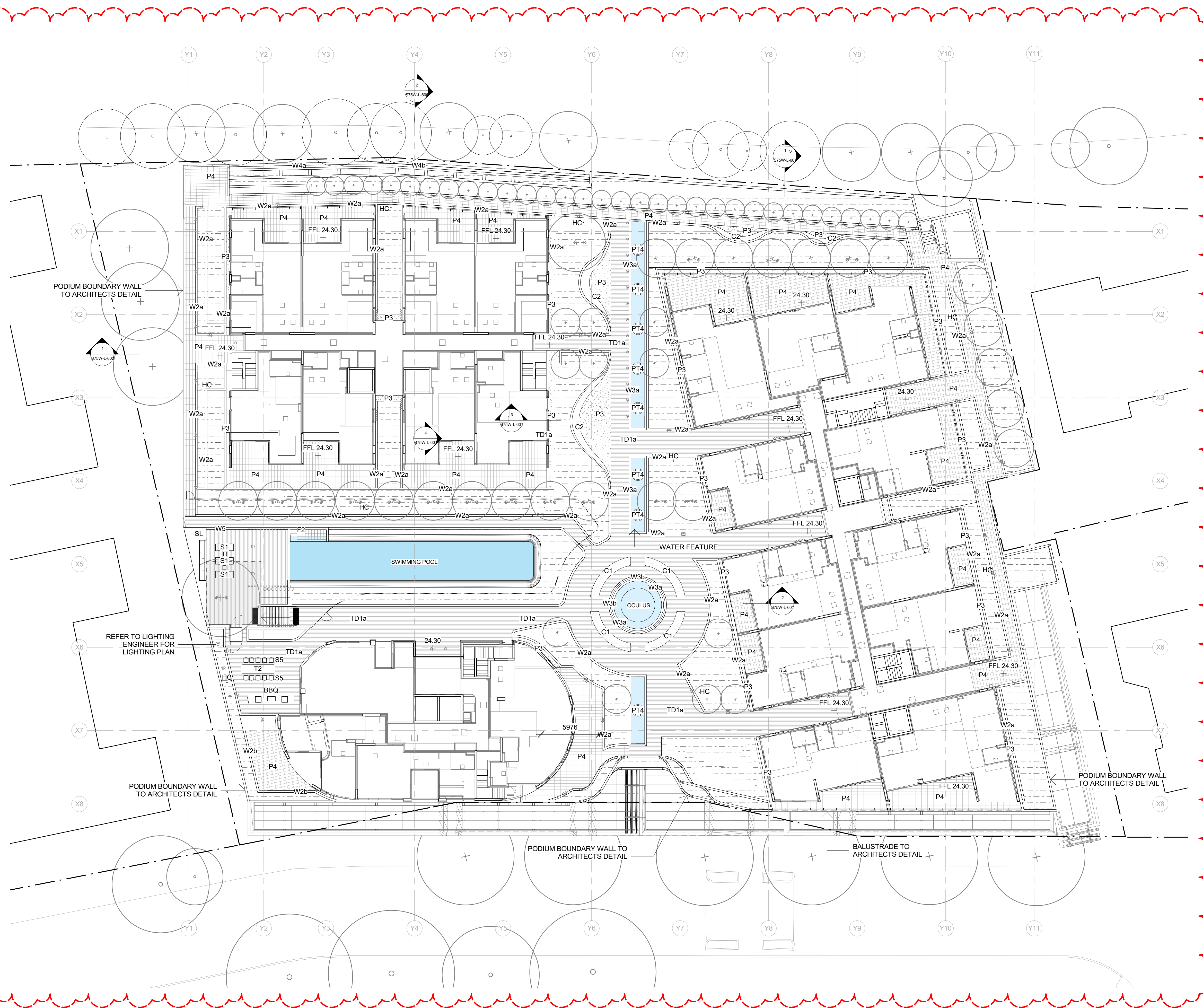
1. THIS DRAWING IS COPYRIGHT AND IS THE PROPERTY OF TURF DESIGN STUDIO AND
2. MUST NOT BE USED WITHOUT PERMISSION.
3. NOT A SHOP DRAWING.
4. THE CONTRACTOR MUST REFER ANY DISCREPANCIES TO THE SUPERINTENDENTS REPRESENTATIVE BEFORE PROCEEDING WITH THE WORK.
5. THE CONTRACTOR MUST NOT SCALE FROM THESE DRAWINGS. USE NOMINATED DIMENSIONS AND LEVELS.
6. THIS DRAWING MUST BE READ IN CONJUNCTION WITH THE TOTAL CONTRACT PACKAGE INCLUDING DRAWINGS AND SPECIFICATIONS OF ALL CONSULTANTS. IF THE CONTRACTOR INTENDS TO UNDERTAKE ANY EXCAVATION WORK, IT IS THE CONTRACTORS RESPONSIBILITY TO CONTACT 1100 - DIAL BEFORE YOU DIG OR WWW.1100.COM.AU

SURVEY INFORMATION

7. TURF DESIGN STUDIO DO NOT WARRANT THE ACCURACY OF SURVEY INFORMATION.

LEGEND

REFER TO L-001& L0-002 FOR ABBREVIATION



A 3/06/19 FOR APPROVAL

AR MC

Rev	Date	Description	Drawn	Checked
-----	------	-------------	-------	---------



Turf Design Studio: P.O. Box 419 Cronulla NSW 2230, 95 Kingsway, Cronulla 2230
Phone (+61 2) 9527 3380, Fax (+61 2) 9527 2307
Email: sydney@turfdesign.com

Client



Project
EASTLAKES TOWN CENTRE - NORTH SITE

Drawing Title
GENERAL ARRANGEMENT - PODIUM

Drawing Status
FOR APPROVAL

Scale	1 : 200 @A1	Plot Date	03/06/19 9:46:54 AM
-------	-------------	-----------	---------------------

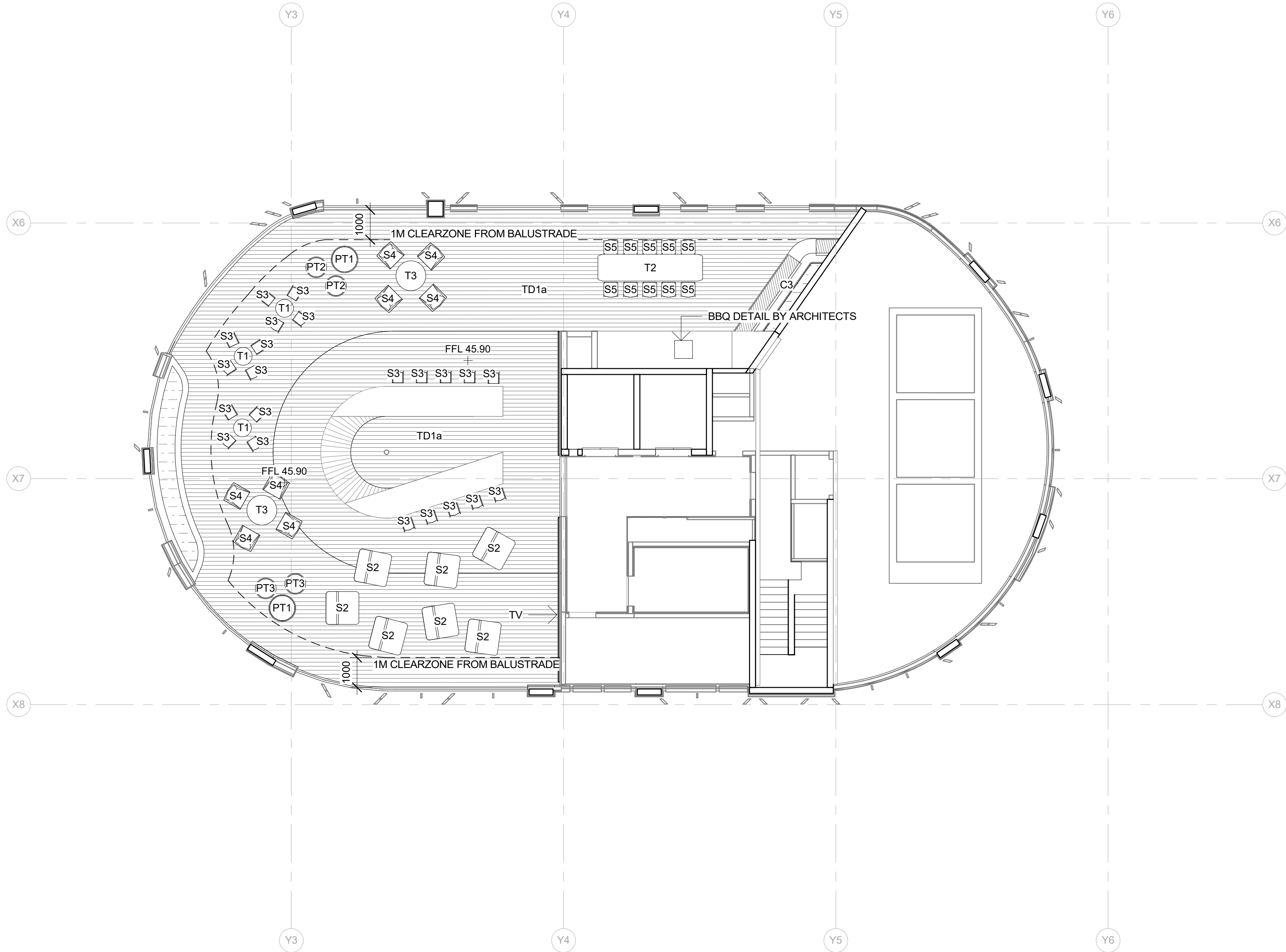
Project No.	1602	Drawing No.	S75W-L-210	Revision	A
-------------	------	-------------	------------	----------	---

DRAFT NOT FOR CONSTRUCTION

- GENERAL NOTES
1. THIS DRAWING IS COPYRIGHT AND IS THE PROPERTY OF TURF DESIGN STUDIO AND
 2. MUST NOT BE USED WITHOUT PERMISSION.
 3. NOT A SHOP DRAWING.
 4. REPRESENTATIVE BEFORE PROCEEDING WITH THE WORK.
 5. DIMENSIONS AND LEVELS.
 6. THIS DRAWING MUST BE READ IN CONJUNCTION WITH THE TOTAL CONTRACT PACKAGE INCLUDING DRAWINGS AND SPECIFICATIONS OF ALL CONSULTANTS. IF THE CONTRACTOR INTENDS TO UNDERTAKE ANY EXCAVATION WORK, IT IS THE CONTRACTORS RESPONSIBILITY TO CONTACT 1100 - DIAL BEFORE YOU DIG OR WWW.1100.COM.AU
 7. SURVEY INFORMATION
 7. TURF DESIGN STUDIO DO NOT WARRANT THE ACCURACY OF SURVEY INFORMATION.

LEGEND

REFER TO L-001& L0-002 FOR ABBREVIATION



A 3/06/19 FOR APPROVAL AR MC

Rev Date Description Drawn Checked

turf

Turf Design Studio, P O Box 419 Cronulla NSW 2230, 95 Kingsway, Cronulla 2230
Phone (+61 2) 9527 3380, Fax (+61 2) 9527 2307
Email: sydney@turfdesign.com

Client

CrownGroup

Project

EASTLAKES TOWN CENTRE - NORTH SITE

Drawing Title

GENERAL ARRANGEMENT - BUILDING 1B ROOFTOP

Drawing Status

FOR APPROVAL

Scale: 1 : 100 @A1 Plot Date 03/06/19 9:46:59 AM

Project No. 1602 Drawing No. S75W-L-220 Revision A

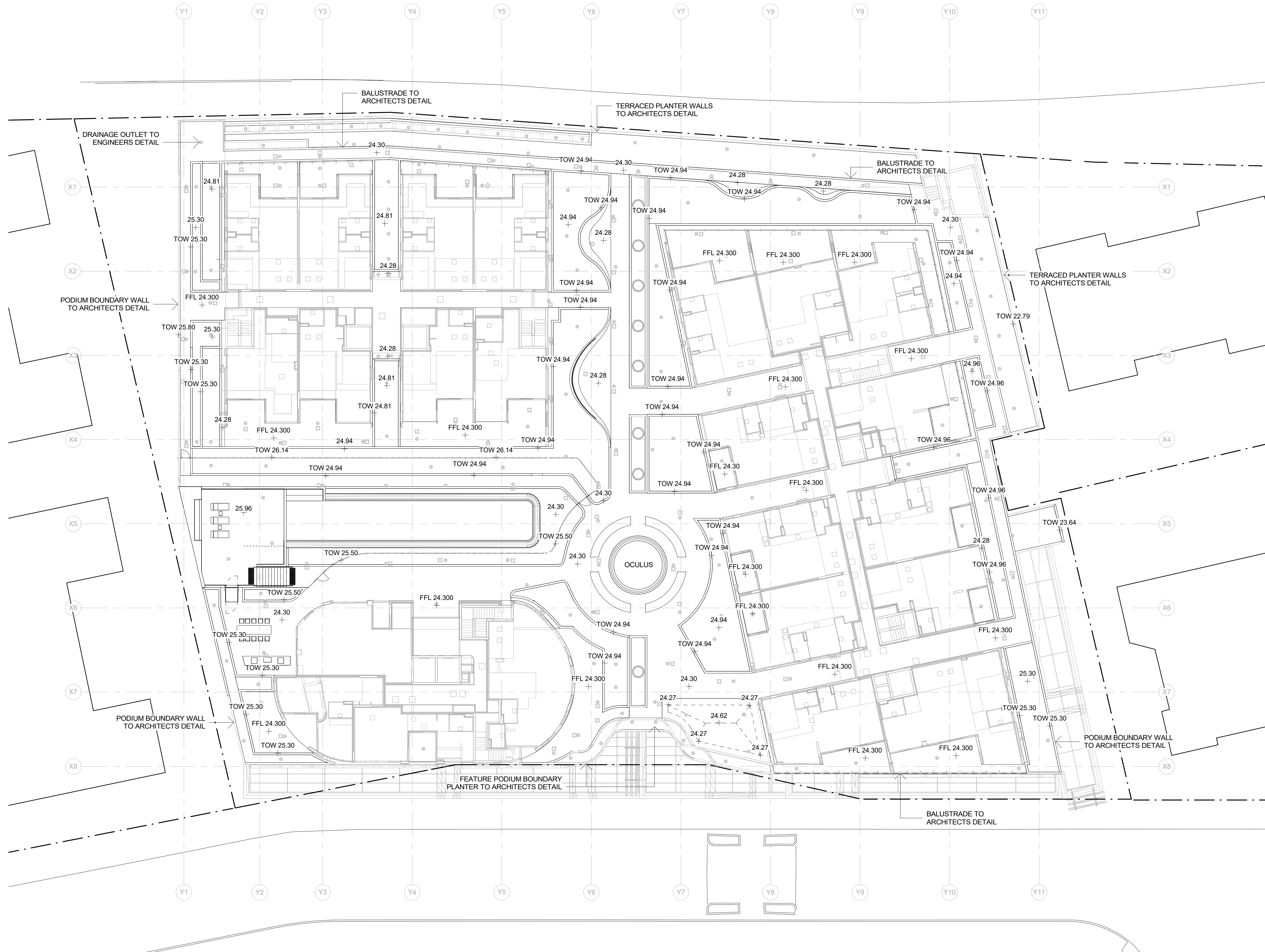
DRAFT NOT FOR CONSTRUCTION

GENERAL NOTES

1. THIS DRAWING IS COPYRIGHT AND IS THE PROPERTY OF TURF DESIGN STUDIO AND MUST NOT BE USED WITHOUT PERMISSION.
2. THIS DRAWING IS AN UNCONTROLLED COPY UNLESS STAMPED WITH STATUS. THE CONTRACTOR MUST VERIFY ALL DIMENSIONS AND LEVELS ON SITE AS THIS IS NOT A SHOP DRAWING.
3. THE CONTRACTOR MUST REFER ANY DISCREPANCIES TO THE SUPERINTENDENTS REPRESENTATIVE BEFORE PROCEEDING WITH THE WORK.
4. THE CONTRACTOR MUST NOT SCALE FROM THESE DRAWINGS. USE NOMINATED DIMENSIONS AND LEVELS.
5. THIS DRAWING MUST BE READ IN CONJUNCTION WITH THE TOTAL CONTRACT PACKAGE INCLUDING DRAWINGS AND SPECIFICATIONS OF ALL CONSULTANTS. IF THE CONTRACTOR INTENDS TO UNDERTAKE ANY EXCAVATION WORK, IT IS THE CONTRACTORS RESPONSIBILITY TO CONTACT 1100 - DIAL BEFORE YOU DIG OR WWW.1100.COM.AU

SURVEY INFORMATION

7. TURF DESIGN STUDIO DO NOT WARRANT THE ACCURACY OF SURVEY INFORMATION.



A 3/06/19 FOR APPROVAL AR MC

Rev	Date	Description	Drawn	Checked
-----	------	-------------	-------	---------



Turf Design Studio: P O Box 419 Cronulla NSW 2230, 95 Kingsway, Cronulla 2230
Phone (+61 2) 9527 3380, Fax (+61 2) 9527 2307
Email: sydney@turfdesign.com

Client



CrownGroup

Project
EASTLAKES TOWN CENTRE - NORTH SITE

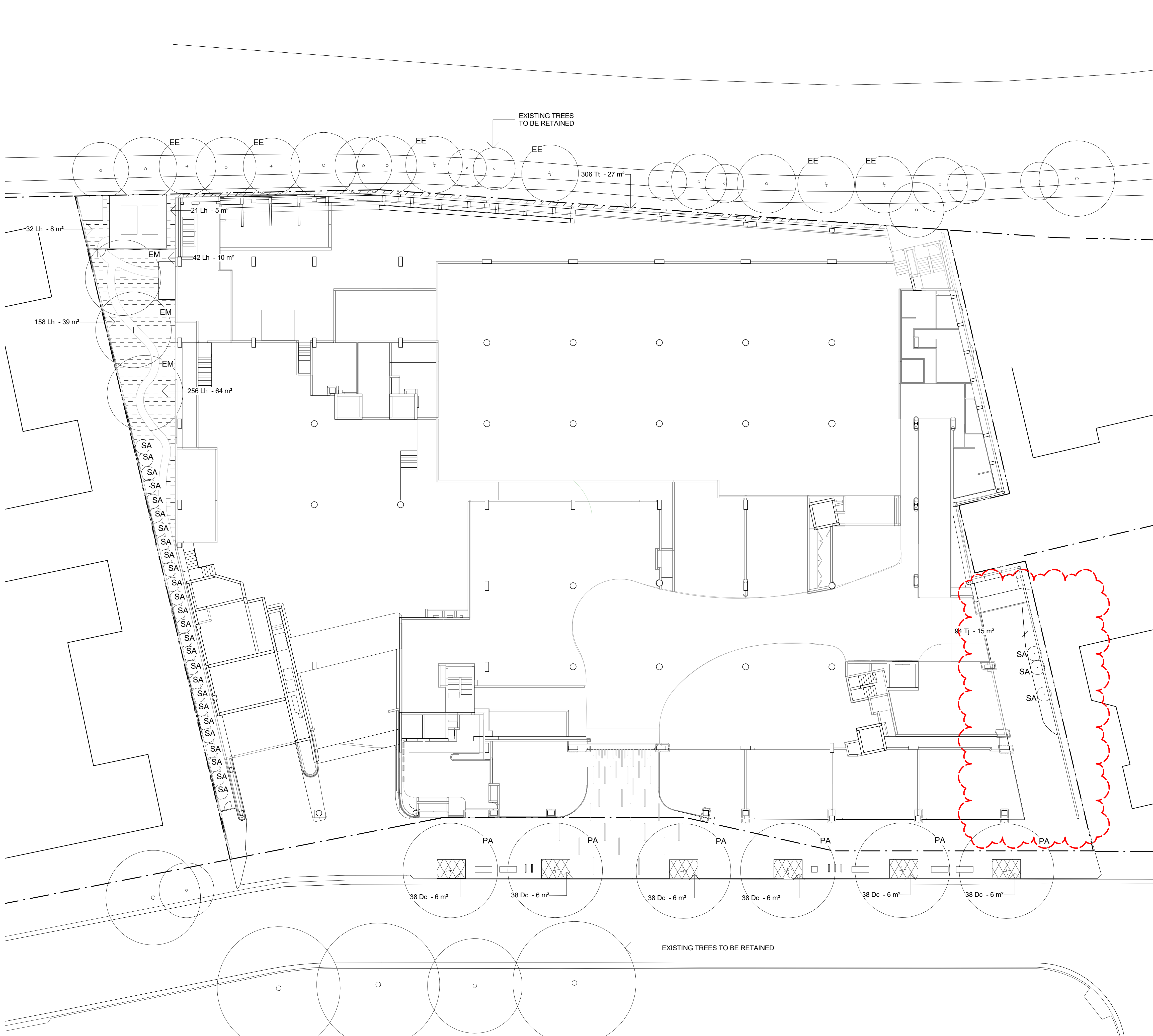
Drawing Title
LEVELS AND DRAINAGE - PODIUM

Drawing Status
FOR APPROVAL

Scale	1 : 200 @A1	Plot Date	03/06/19 9:47:10 AM
-------	-------------	-----------	---------------------

Project No.	1602	Drawing No.	S75W-L-310	Revision	A
-------------	------	-------------	------------	----------	---

DRAFT NOT FOR CONSTRUCTION



- GENERAL NOTES
1. THIS DRAWING IS COPYRIGHT AND IS THE PROPERTY OF TURF DESIGN STUDIO AND MUST NOT BE USED WITHOUT PERMISSION.
 2. THIS DRAWING IS AN UNCONTROLLED COPY UNLESS STAMPED WITH STATUS. THE CONTRACTOR MUST VERIFY ALL DIMENSIONS AND LEVELS ON SITE AS THIS IS REPRESENTATIVE BEFORE PROCEEDING WITH THE WORK.
 3. NOT A SHOP DRAWING.
 4. THE CONTRACTOR MUST REFER ANY DISCREPANCIES TO THE SUPERINTENDENTS REPRESENTATIVE BEFORE PROCEEDING WITH THE WORK.
 5. THE CONTRACTOR MUST NOT SCALE FROM THESE DRAWINGS. USE NOMINATED DIMENSIONS AND LEVELS.
 6. THIS DRAWING MUST BE READ IN CONJUNCTION WITH THE TOTAL CONTRACT PACKAGE INCLUDING DRAWINGS AND SPECIFICATIONS OF ALL CONSULTANTS. IF THE CONTRACTOR INTENDS TO UNDERTAKE ANY EXCAVATION WORK, IT IS THE CONTRACTORS RESPONSIBILITY TO CONTACT 1100 - DIAL BEFORE YOU DIG OR WWW.1100.COM.AU
 7. SURVEY INFORMATION. TURF DESIGN STUDIO DO NOT WARRANT THE ACCURACY OF SURVEY INFORMATION.

LEGEND

REFER TO L-530 FOR ABBREVIATION

A 3/06/19 FOR APPROVAL AR MC

Rev	Date	Description	Drawn	Checked
-----	------	-------------	-------	---------



Turf Design Studio: P.O. Box 419 Cronulla NSW 2230, 95 Kingsway, Cronulla 2230
Phone (+61 2) 9527 3380, Fax (+61 2) 9527 2307
Email: sydney@turfdesign.com

Client



CrownGroup

Project
EASTLAKES TOWN CENTRE - NORTH SITE

Drawing Title
PLANTING PLAN - PUBLIC DOMAIN

Drawing Status
FOR APPROVAL

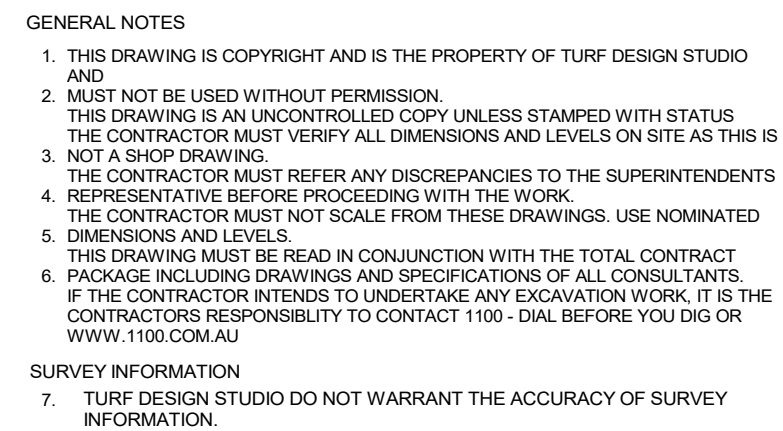
Scale	1 : 200 @A1	Plot Date	03/06/19 9:47:20 AM
-------	-------------	-----------	---------------------

Project No.	1602	Revision	A
-------------	------	----------	---

Drawing No.	S75W-L-500
-------------	------------


DRAFT NOT FOR CONSTRUCTION

L:\2016\1602_CrownEastlakes\Output\North\190527_S75_Plan\NOT SENT\DES_detailed.dwg



A 3/06/19 FOR APPROVAL AR MC

Rev	Date	Description	Drawn	Check
-----	------	-------------	-------	-------



Client



Drawing Title

PLANTING PLAN - PODIUM

Drawing Status

Scale: 1 : 200 @A1 Plot Date 03/06/19 9:47:46 AM

Project No.	Drawing No.	Revision
-------------	-------------	----------

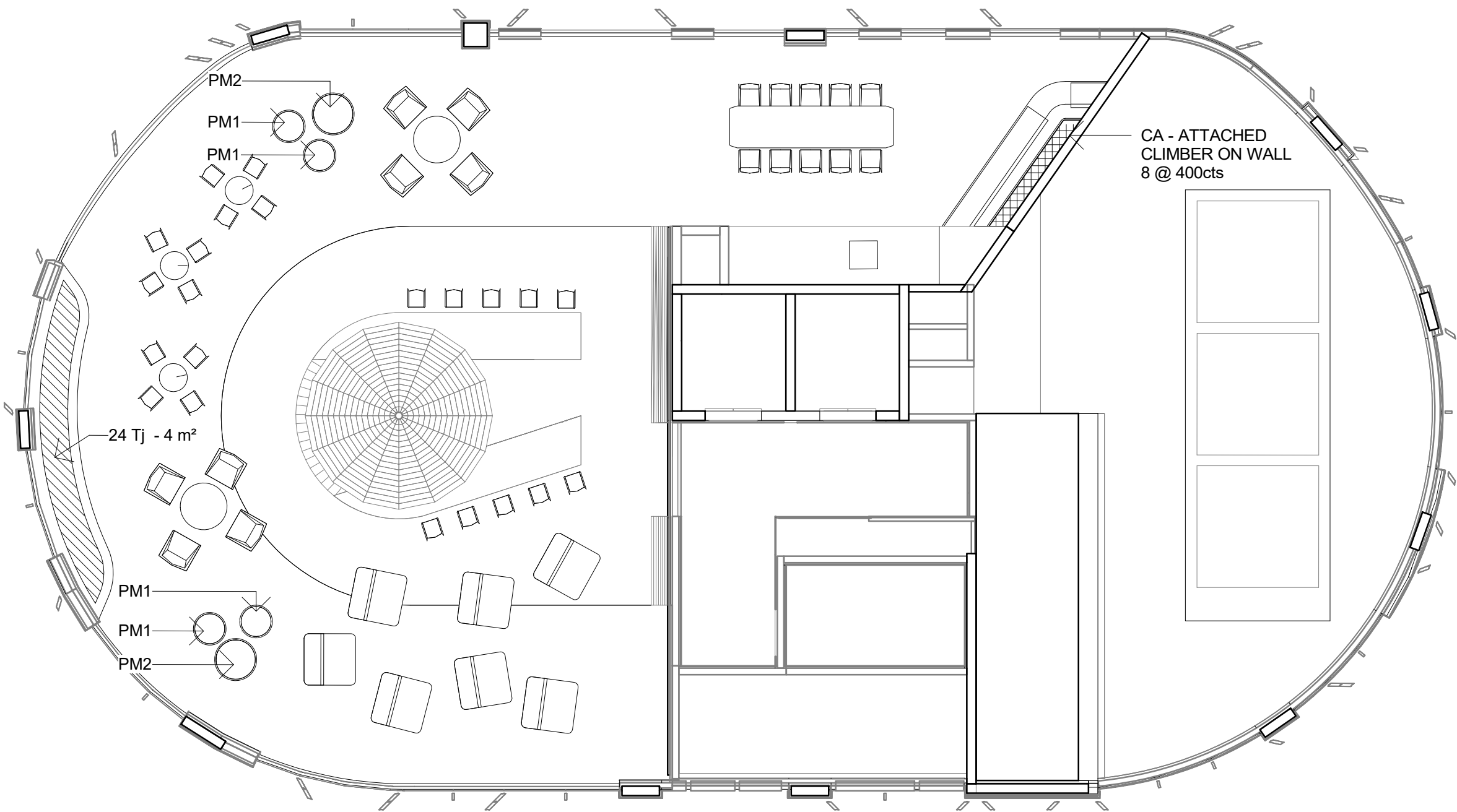
1602 S75W-L-510 A

\\2016\1602_CrownEast\lakes\Output\North\190527_S75 Plans\NOT SENT\DE3 detached.rvt

- GENERAL NOTES
1. THIS DRAWING IS COPYRIGHT AND IS THE PROPERTY OF TURF DESIGN STUDIO AND
 2. MUST NOT BE USED WITHOUT PERMISSION. THIS DRAWING IS AN UNCONTROLLED COPY UNLESS STAMPED WITH STATUS THE CONTRACTOR MUST VERIFY ALL DIMENSIONS AND LEVELS ON SITE AS THIS IS NOT A SHOP DRAWING. THE CONTRACTOR MUST REFER ANY DISCREPANCIES TO THE SUPERINTENDENTS REPRESENTATIVE BEFORE PROCEEDING WITH THE WORK. THE CONTRACTOR MUST NOT SCALE FROM THESE DRAWINGS. USE NOMINATED DIMENSIONS AND LEVELS.
 3. THIS DRAWING MUST BE READ IN CONJUNCTION WITH THE TOTAL CONTRACT PACKAGE INCLUDING DRAWINGS AND SPECIFICATIONS OF ALL CONSULTANTS. IF THE CONTRACTOR INTENDS TO UNDERTAKE ANY EXCAVATION WORK, IT IS THE CONTRACTORS RESPONSIBILITY TO CONTACT 1100 - DIAL BEFORE YOU DIG OR WWW.1100.COM.AU
- SURVEY INFORMATION
7. TURF DESIGN STUDIO DO NOT WARRANT THE ACCURACY OF SURVEY INFORMATION.

LEGEND

REFER TO L-530 FOR ABBREVIATION



A 3/06/19 FOR APPROVAL AR MC

Rev Date Description Drawn Checked



Turf Design Studio, P O Box 419 Cronulla NSW 2230, 95 Kingsway, Cronulla 2230
Phone (+61 2) 9527 3380, Fax (+61 2) 9527 2307
Email: sydney@turfdesign.com

Client



CrownGroup

Project

EASTLAKES TOWN CENTRE - NORTH SITE

Drawing Title

PLANTING PLAN - BUILDING 1B ROOFTOP

Drawing Status

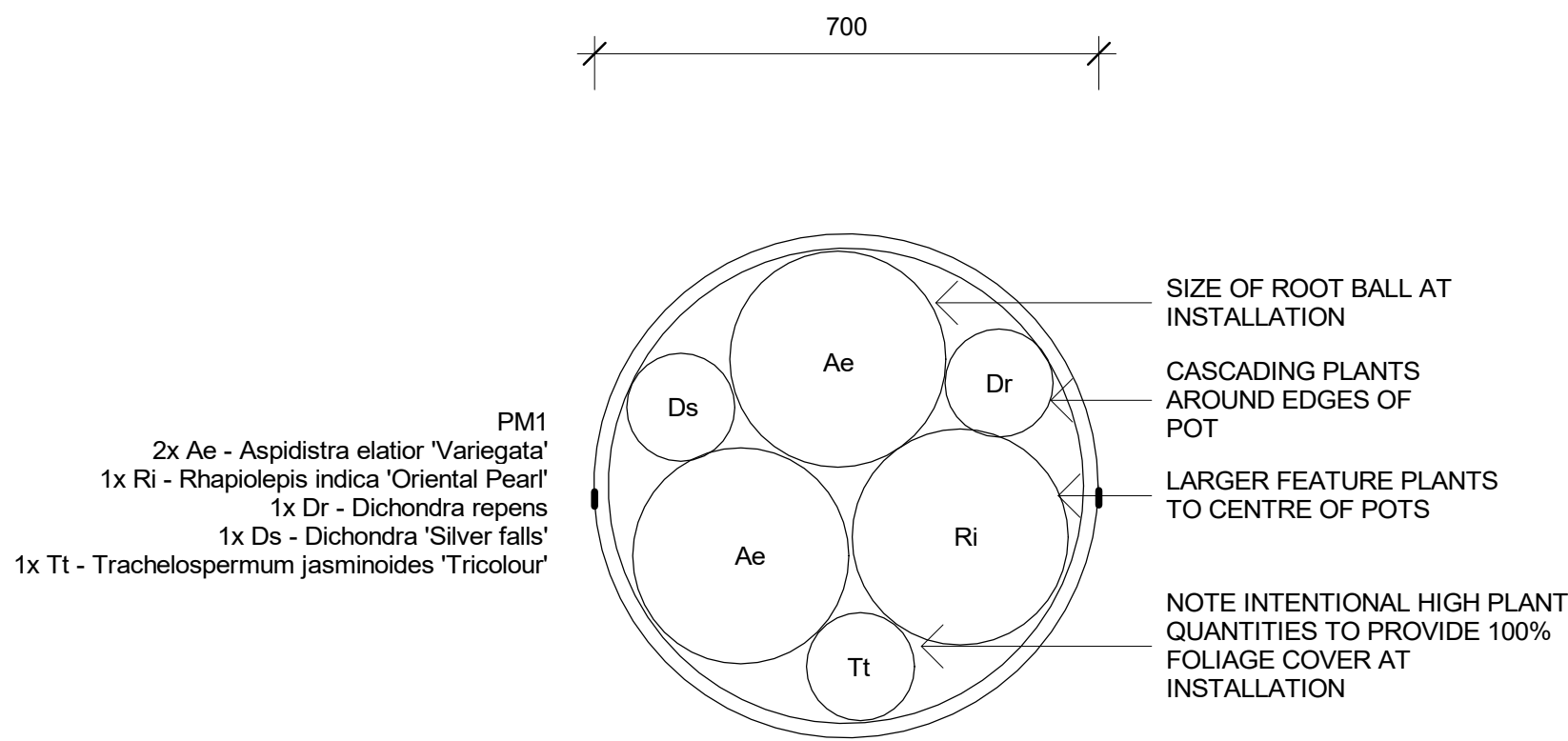
FOR APPROVAL

Scale: 1 : 100 @A1 Plot Date 03/06/19 9:47:53 AM

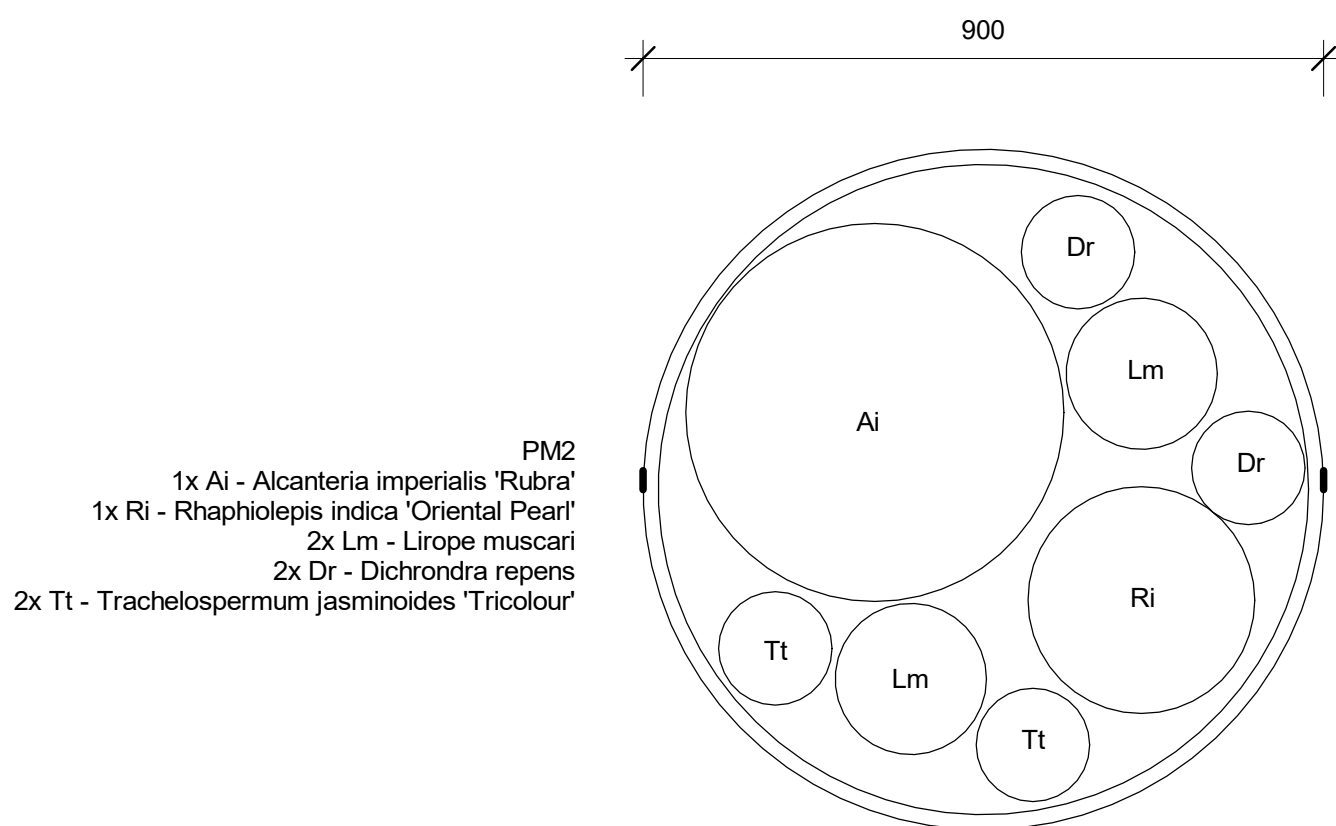
Project No. Drawing No. Revision

1602 S75W-L-520 A

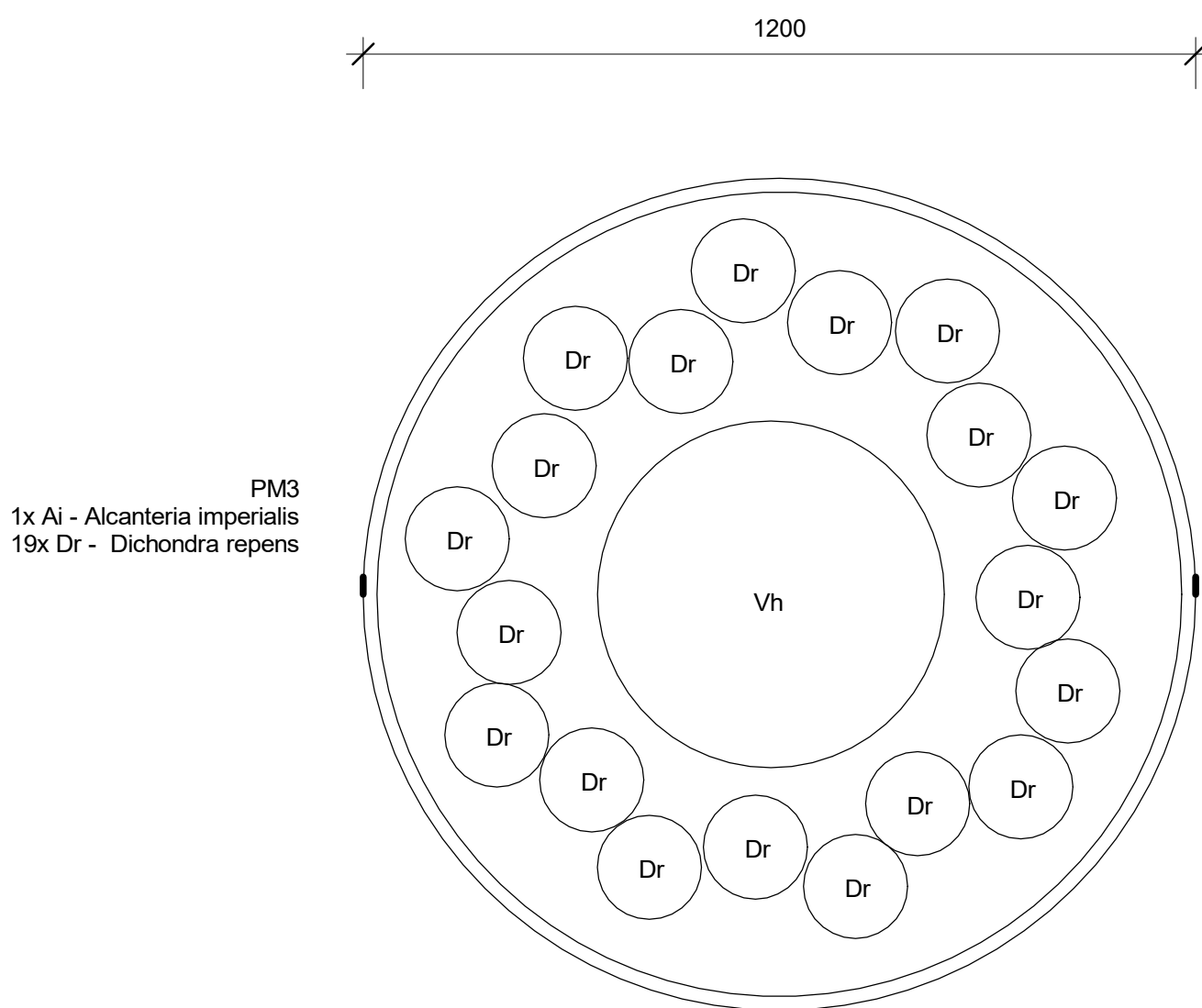
DRAFT NOT FOR CONSTRUCTION



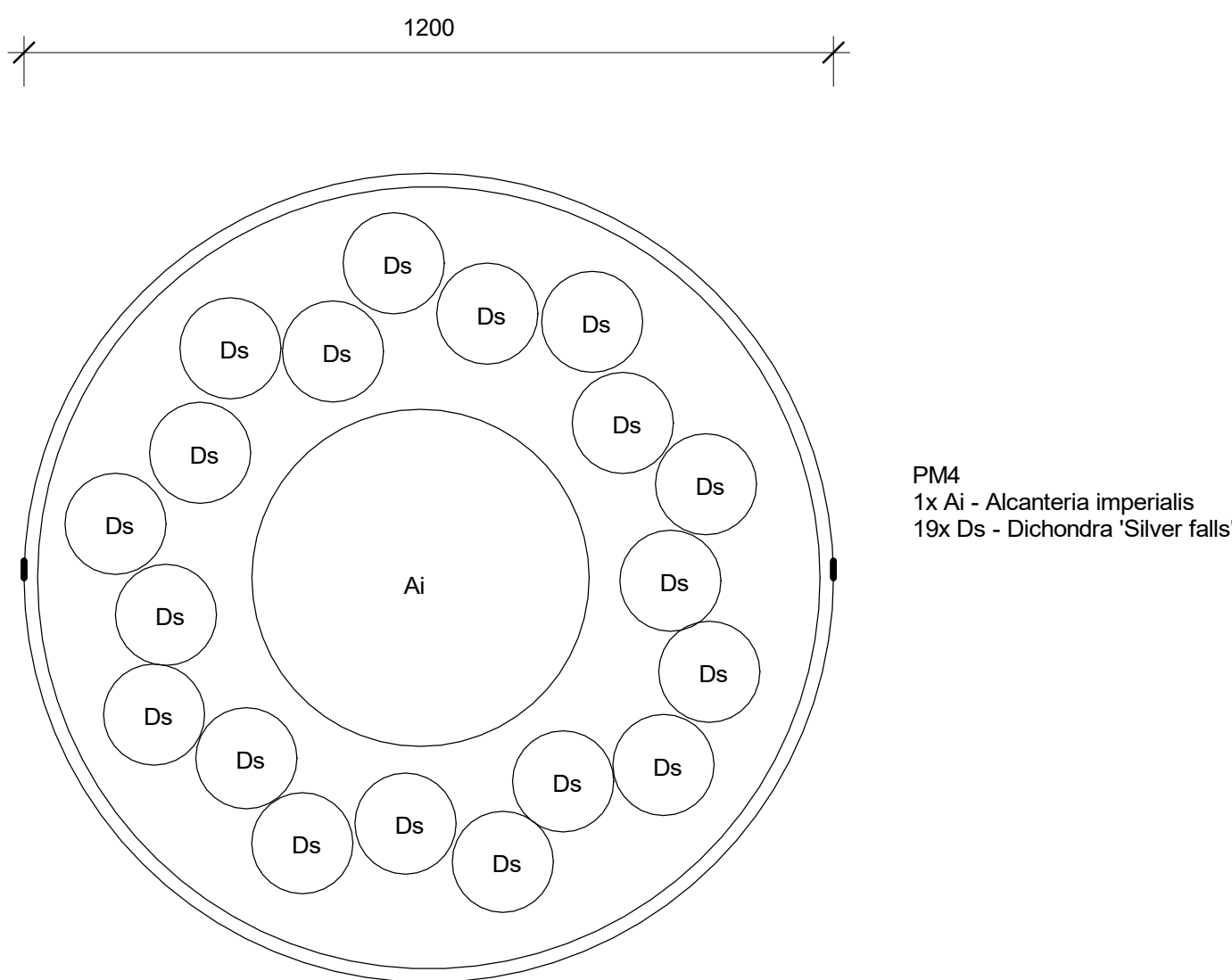
1 PM1 - PLANTING MIX 1 POT DETAIL PLAN
1 : 10



2 PM2 - PLANTING MIX 2 POT DETAIL PLAN
1 : 10



3 PM3 - PLANTING MIX 3 POT DETAIL PLAN
1 : 10



4 PM4 - PLANTING MIX 4 POT DETAIL PLAN
1 : 10

PROPOSED PLANTING SCHEDULE						
CODE	BOTANICAL NAME	COMMON NAME	HEIGHT AT INSTALL	CENTRES	POT SIZE	QUANTITY
TREE SPECIES						
BC	Backhousia citriodora	Lemon myrtle	3m	As Shown	400L	5
CA	Cupaniopsis anacardioides	Tuckeroo	4-5m	As Shown	1000L	1
DA	Diploglottis australis	Native tamarind	3m	As Shown	400L	11
EE	Elaeocarpus eumundi	Eumundi Quandong		As Shown	200L	6
EM	Eucalyptus maculata	Spotted Gum		As Shown	200L	3
HF	Hymenosporum flavum	Native Frangipani	3m	As Shown	400L	19
PA	Plantanus acerifolia	London Plane		As Shown	400L	6
SA	Syzygium australe 'Pinnacle'	Lilly Pilly		As Shown	100L	30
SS	Syzygium australe 'Aussie southern'	Lilly Pilly		As Shown	100L	32
TC	Toona ciliata	Red Cedar	5m-8m	As Shown	1000L	1

GROUNDCOVERS AND CLIMBERS							
CODE	SPECIES	COMMON NAME	HEIGHT AT INSTALL	CENTRES(mm)	POT SIZE	QUANTITY	TOTAL AREA
Ae	Aspidistra elatior 'Variegata'	Cast-iron-plant	400mm	400	200mm	1019	163 m²
Cn	Cissus antarctica	Kangaroo Vine		As Shown	200mm	8	As Shown
Dc	Dianella caerulea 'Little Jess'	'Little Jess' Dianella		400	200mm	225	36 m²
Lh	Lomandra hystrix	Green matt-rush		500	200mm	509	127 m²
Lm	Lirope muscari	Lillyturf	300mm	300	200mm	2680	241 m²
PM1	2x Ae - Aspidistra elatior 'Variegata' 1x Ri - Rhipiolepis indica 'Oriental Pearl' 1x Dr - Dichondra repens 1x Ds - Dichondra 'Silver falls' 1x Tt - Trachelospermum jasminoides 'Tricolour'			Refer to detail plan	Ae: 200mm Ri: 300mm Dr: 150mm Ds: 150mm Tt: 150mm	6	1 m²
PM2	1x Ai - Alcantaria imperialis 'Rubra' 1x Ri - Rhipiolepis indica 'Oriental Pearl' 2x Lm - Lirope muscari 2x Dr - Dichondra repens 2x Tt - Trachelospermum jasminoides 'Tricolour'			Refer to detail plan	Ai : 500mm Ri : 300mm Lm : 200mm Dr: 150mm Tt: 150mm	3	1 m²
PM3	1x Ai - Alcantaria imperialis 19x Dr - Dichondra repens			Refer to detail plan		4	3 m²
PM4	1x Ai - Alcantaria imperialis 19x Ds - Dichondra 'Silver falls'			Refer to detail plan		4	3 m²
Ri	Rhipiolepis indica 'Oriental Pearl'	Indian Hawthorn	600mm	500	300mm	1434	358 m²
TJ	Trachelospermum jasminoides	Star Jasmine		400	200mm	1318	211 m²
Tt	Trachelospermum jasminoides 'Tricolor'	Chinese Star Jasmine variegated		300	200mm	306	27 m²
Vh	Viola hederacea	Violet		300	150mm	887	80 m²
						8379	1253 m²

- GENERAL NOTES
- THIS DRAWING IS COPYRIGHT AND IS THE PROPERTY OF TURF DESIGN STUDIO AND
 - MUST NOT BE USED WITHOUT PERMISSION. THIS DRAWING IS AN UNCONTROLLED COPY UNLESS STAMPED WITH STATUS. THE CONTRACTOR MUST VERIFY ALL DIMENSIONS AND LEVELS ON SITE AS THIS IS NOT A SHOP DRAWING. THE CONTRACTOR MUST REFER ANY DISCREPANCIES TO THE SUPERINTENDENTS REPRESENTATIVE BEFORE PROCEEDING WITH THE WORK. THE CONTRACTOR MUST NOT SCALE FROM THESE DRAWINGS. USE NOMINATED DIMENSIONS AND LEVELS.
 - THIS DRAWING MUST BE READ IN CONJUNCTION WITH THE TOTAL CONTRACT PACKAGE INCLUDING DRAWINGS AND SPECIFICATIONS OF ALL CONSULTANTS. IF THE CONTRACTOR INTENDS TO UNDERTAKE ANY EXCAVATION WORK, IT IS THE CONTRACTORS RESPONSIBILITY TO CONTACT 1100 - DIAL BEFORE YOU DIG OR WWW.1100.COM.AU
- SURVEY INFORMATION
- TURF DESIGN STUDIO DO NOT WARRANT THE ACCURACY OF SURVEY INFORMATION.

A 3/06/19 FOR APPROVAL AR MC

Rev Date Description Drawn Checked

turf
Turf Design Studio: P O Box 419 Cronulla NSW 2230, 95 Kingsway, Cronulla 2230
Phone (+61 2) 9527 3380, Fax (+61 2) 9527 2307
Email: sydney@turfdesign.com

Client
CrownGroup

Project
EASTLAKES TOWN CENTRE - NORTH SITE

Drawing Title
PLANTING SCHEDULES

Drawing Status
FOR APPROVAL

Scale: 1 : 10 @A1 Plot Date 03/06/19 9:47:58 AM



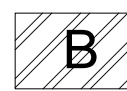
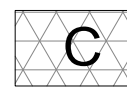
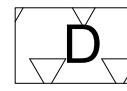
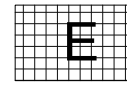






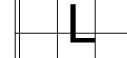
Project No. Drawing No. Revision
1602 S75W-L-530 A

DRAFT NOT FOR CONSTRUCTION

L:\2016\1602_CrownEastlakes\Output\North\190527_S75 Plans\NOT SENT\DES_detached.dwg

- GENERAL NOTES
1. THIS DRAWING IS COPYRIGHT AND IS THE PROPERTY OF TURF DESIGN STUDIO AND
 2. MUST NOT BE USED WITHOUT PERMISSION.
 3. NOT A SHOP DRAWING.
 4. THE CONTRACTOR MUST REFER ANY DISCREPANCIES TO THE SUPERINTENDENTS REPRESENTATIVE BEFORE PROCEEDING WITH THE WORK.
 5. THE CONTRACTOR MUST NOT SCALE FROM THESE DRAWINGS. USE NOMINATED DIMENSIONS AND LEVELS.
 6. THIS DRAWING MUST BE READ IN CONJUNCTION WITH THE TOTAL CONTRACT PACKAGE INCLUDING DRAWINGS AND SPECIFICATIONS OF ALL CONSULTANTS. IF THE CONTRACTOR INTENDS TO UNDERTAKE ANY EXCAVATION WORK, IT IS THE CONTRACTORS RESPONSIBILITY TO CONTACT 1100 - DIAL BEFORE YOU DIG OR WWW.1100.COM.AU
 7. SURVEY INFORMATION
 8. TURF DESIGN STUDIO DO NOT WARRANT THE ACCURACY OF SURVEY INFORMATION.

LEGEND SOIL DEPTHS

-  - DEEP SOIL
-  - 1450mm
-  - 1095mm
-  - 1015mm
-  - 1000mm
-  - 850mm
-  - 750mm
-  - 730mm
-  - 600mm
-  - 480mm
-  - 300mm
-  - 150mm
-  - 90mm

NOTE: SOIL DEPTH VARIATION IS A RESULT OF VARIATION IN PLANTER HEIGHT AND VARIATION OF STRUCTURAL SLAB SET DOWN

TOTAL PLANTING AREA - 1,448m²

A 3/06/19 FOR APPROVAL AR MC

Rev Date Description Drawn Checked



Turf Design Studio: P.O. Box 419 Cronulla NSW 2230, 95 Kingsway, Cronulla 2230
Phone (+61 2) 9527 3380, Fax (+61 2) 9527 2307
Email: sydney@turfdesign.com

Client



Project
EASTLAKES TOWN CENTRE - NORTH SITE

Drawing Title
SOIL DEPTH PLAN

Drawing Status

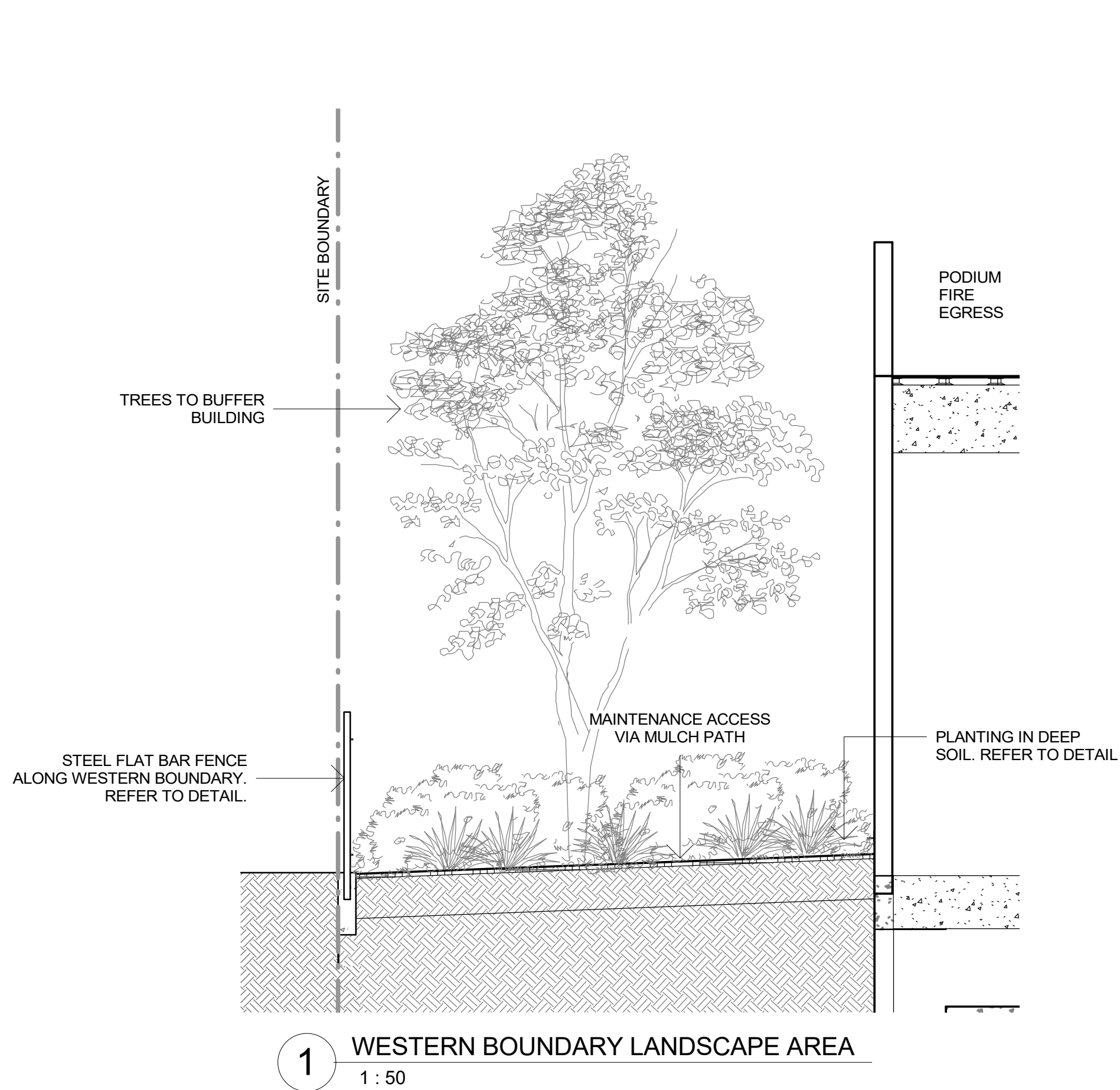
FOR APPROVAL

Scale: 1 : 200 @A1 Plot Date: 03/06/19 9:48:06 AM

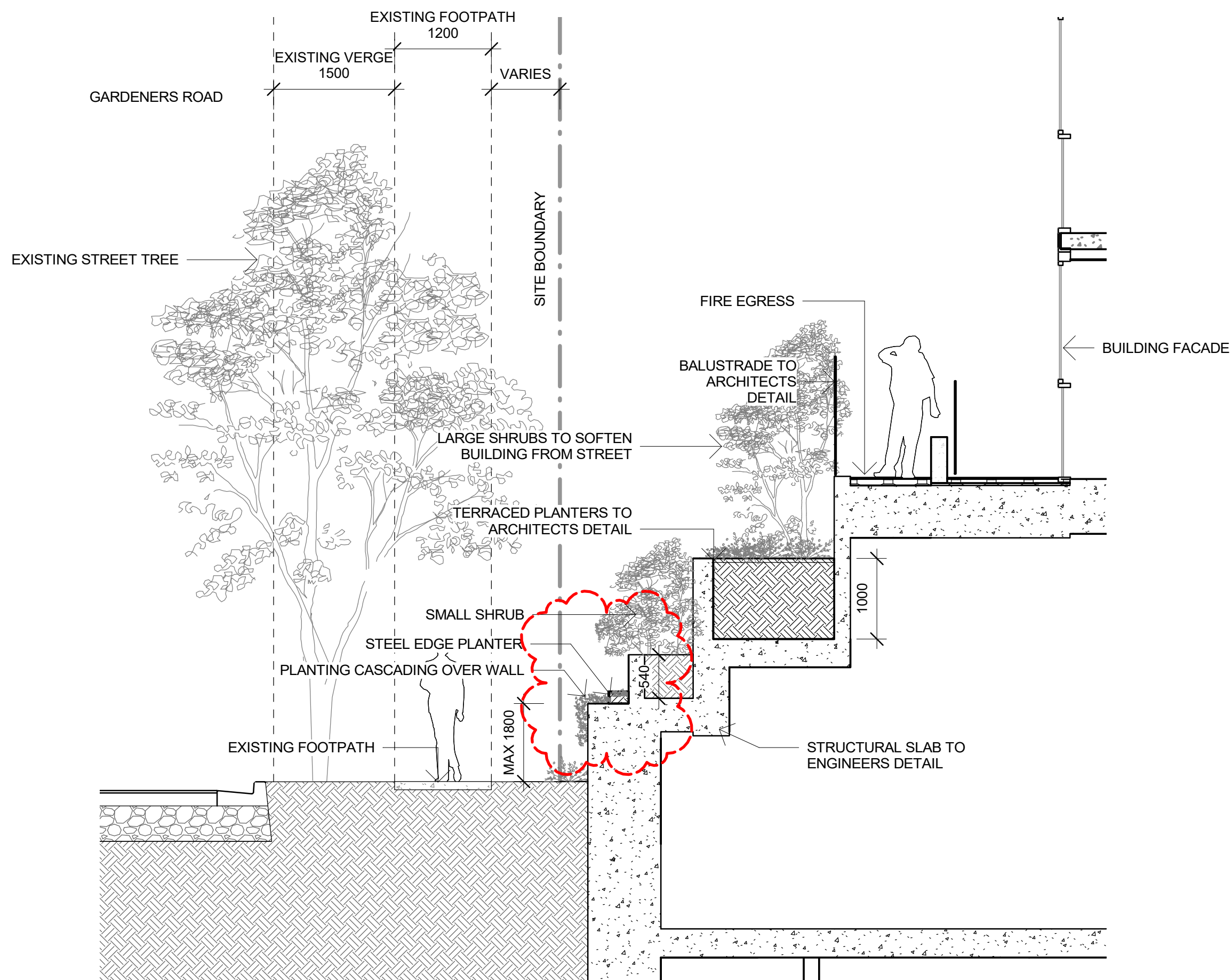
Project No. Drawing No. Revision
1602 S75W-L-560 A

DRAFT NOT FOR CONSTRUCTION

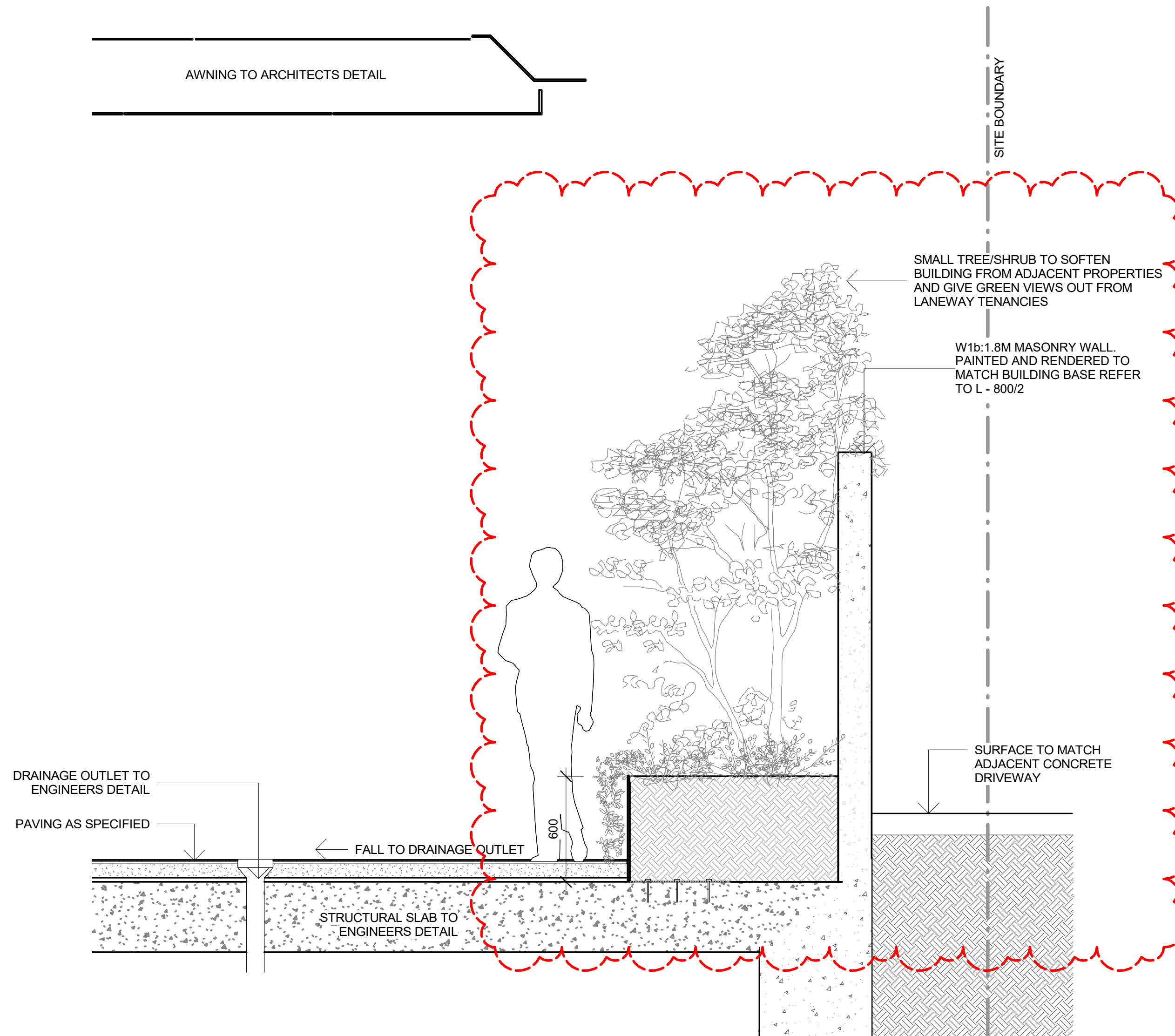
L:\2016\1602_CrownEastlakes\Output\North\1602_S75W-L-560_A.dwg



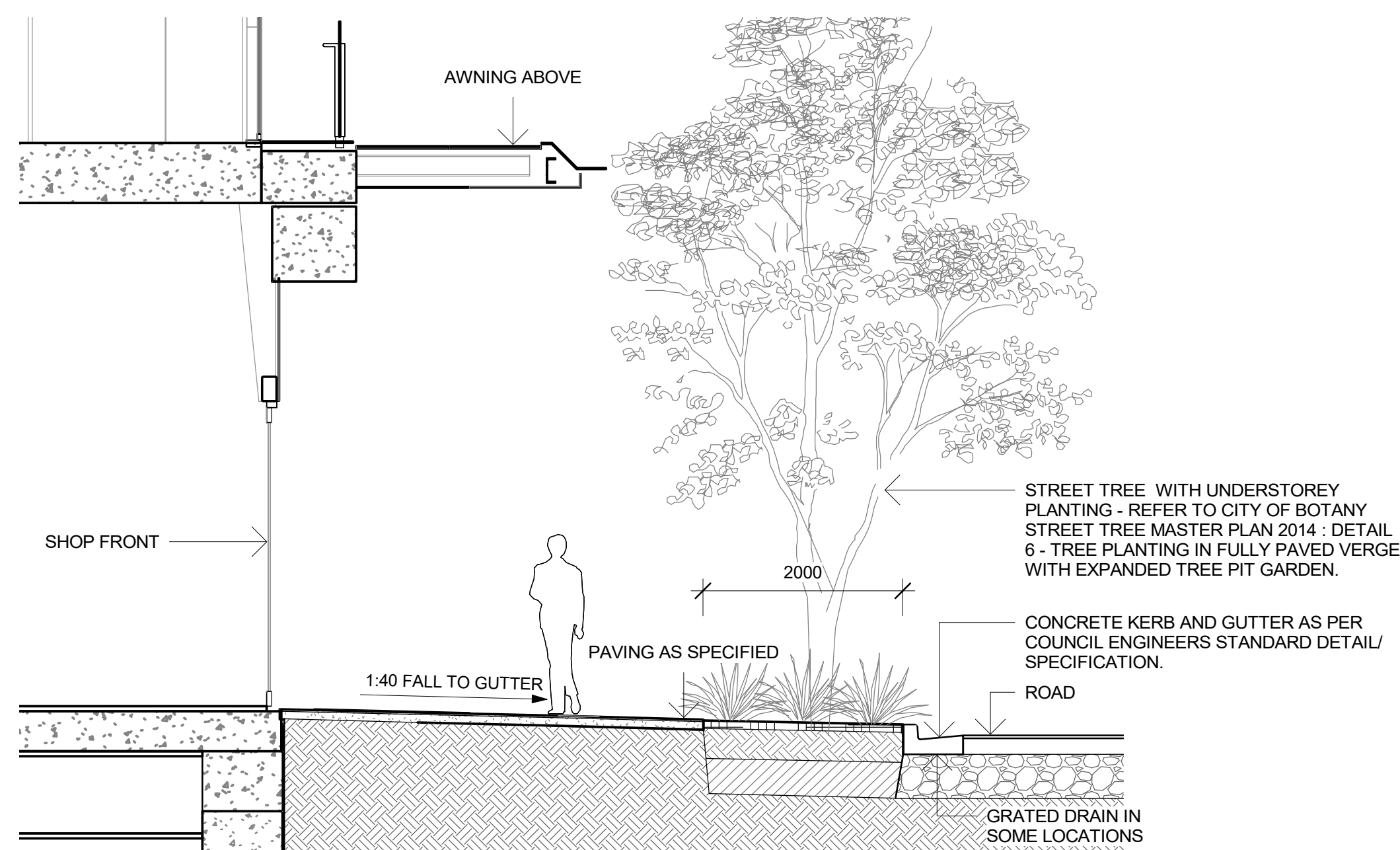
1 WESTERN BOUNDARY LANDSCAPE AREA
1 : 50



2 GARDENERS ROAD BOUNDARY PLANTERS
1 : 50



3 EASTERN LANEWAY BOUNDARY WALL
1 : 20



4 EVANS AVENUE SECTION
1 : 50

- GENERAL NOTES
1. THIS DRAWING IS COPYRIGHT AND IS THE PROPERTY OF TURF DESIGN STUDIO AND MUST NOT BE USED WITHOUT PERMISSION.
 2. THIS DRAWING IS AN UNCONTROLLED COPY UNLESS STAMPED WITH STATUS. THE CONTRACTOR MUST VERIFY ALL DIMENSIONS AND LEVELS ON SITE AS THIS IS REPRESENTATIVE BEFORE PROCEEDING WITH THE WORK.
 3. NOT A SHOP DRAWING.
 4. THE CONTRACTOR MUST NOT SCALE FROM THESE DRAWINGS. USE NOMINATED DIMENSIONS AND LEVELS.
 5. THIS DRAWING MUST BE READ IN CONJUNCTION WITH THE TOTAL CONTRACT PACKAGE INCLUDING DRAWINGS AND SPECIFICATIONS OF ALL CONSULTANTS. IF THE CONTRACTOR INTENDS TO UNDERTAKE ANY EXCAVATION WORK, IT IS THE CONTRACTORS RESPONSIBILITY TO CONTACT 1100 - DIAL BEFORE YOU DIG OR WWW.1100.COM.AU
 6. SURVEY INFORMATION
 7. TURF DESIGN STUDIO DO NOT WARRANT THE ACCURACY OF SURVEY INFORMATION.

A 3/06/19 FOR APPROVAL AR MC

Rev Date Description Drawn Checked



Turf Design Studio: P.O. Box 419 Cronulla NSW 2230, 95 Kingsway, Cronulla 2230
Phone (+61 2) 9527 3380, Fax (+61 2) 9527 2307
Email: sydney@turfdesign.com

Client



Project
EASTLAKES TOWN CENTRE - NORTH SITE

Drawing Title
SECTIONS - GROUND FLOOR

Drawing Status

FOR APPROVAL

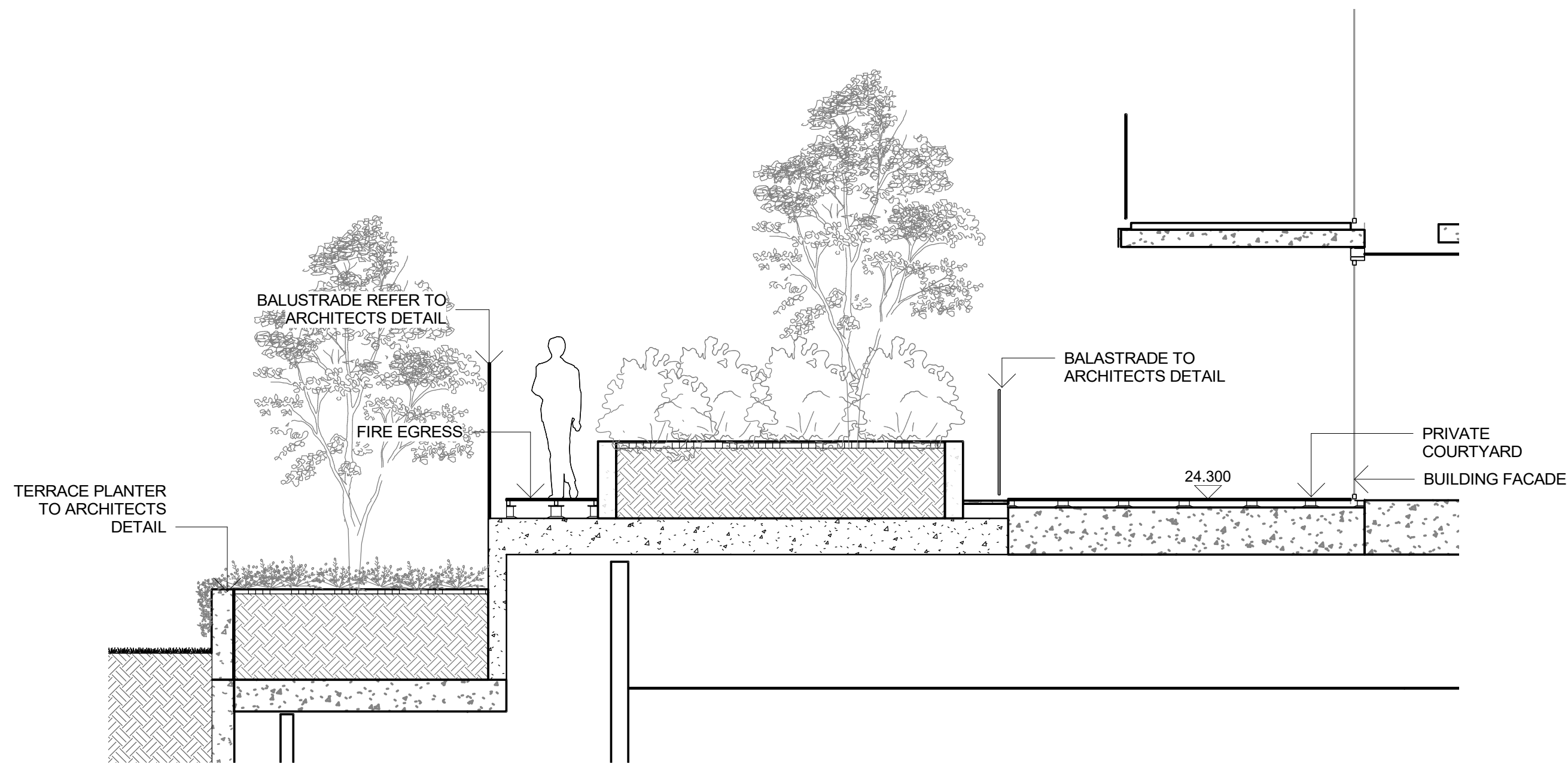
Scale: As indicated @A1 Plot Date: 03/06/19 9:48:13 AM

Project No. Drawing No. Revision

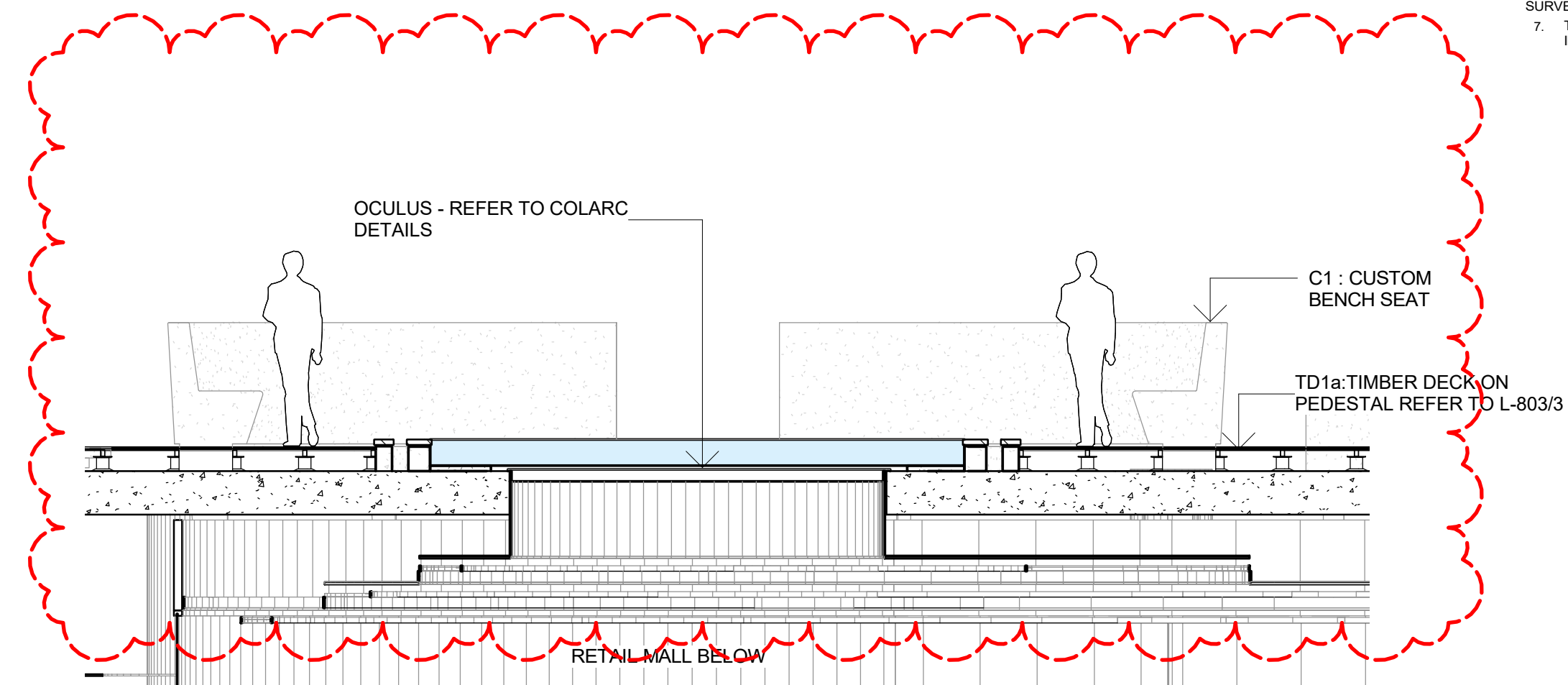
1602 S75W-L-600 A

DRAFT NOT FOR CONSTRUCTION

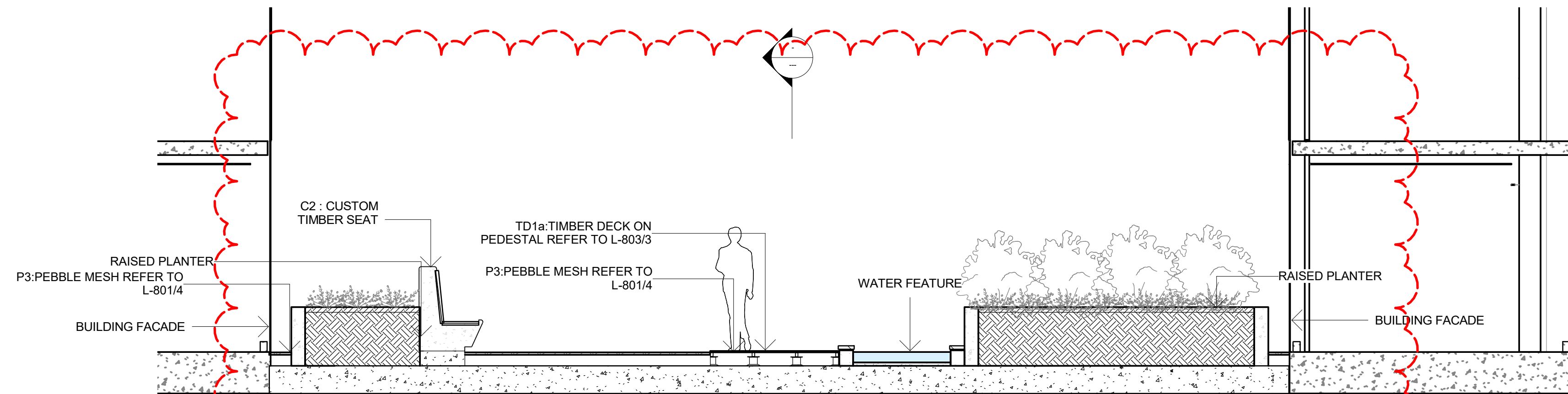
L:\2016\1602_CrownEastlakes\Output\North\190627_S75_Plan\NOT SENT\DES_detailed.dwg



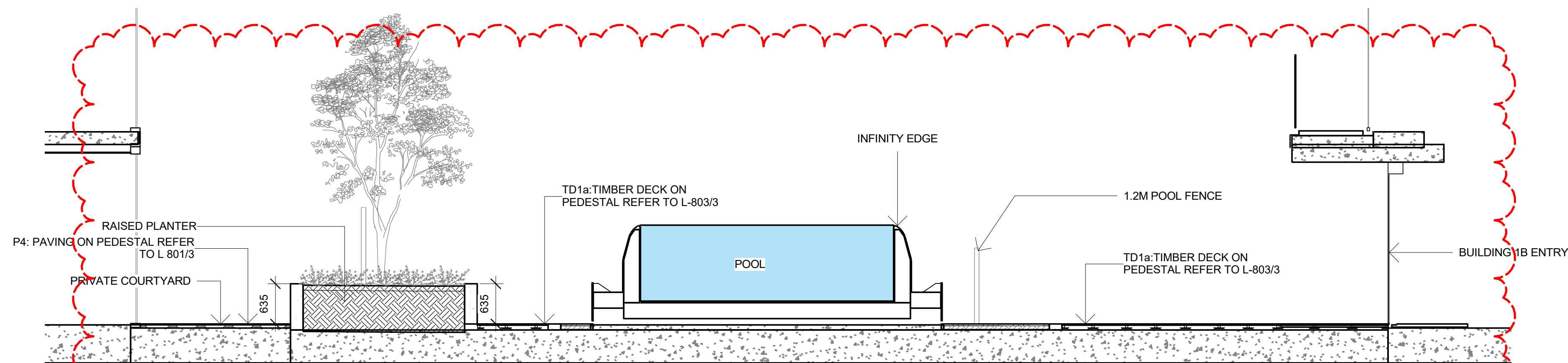
1 NORTH EDGE OF PODIUM
1 : 50



2 OCULUS AREA
1 : 50



3 CENTRAL PODIUM
1 : 50



4 POOL SECTION
1 : 50

- GENERAL NOTES
1. THIS DRAWING IS COPYRIGHT AND IS THE PROPERTY OF TURF DESIGN STUDIO AND
 2. MUST NOT BE USED WITHOUT PERMISSION.
 3. NOT A SHOP DRAWING.
 4. THE CONTRACTOR MUST REFER ANY DISCREPANCIES TO THE SUPERINTENDENTS REPRESENTATIVE BEFORE PROCEEDING WITH THE WORK.
 5. THE CONTRACTOR MUST NOT SCALE FROM THESE DRAWINGS. USE NOMINATED DIMENSIONS AND LEVELS.
 6. THIS DRAWING MUST BE READ IN CONJUNCTION WITH THE TOTAL CONTRACT PACKAGE INCLUDING DRAWINGS AND SPECIFICATIONS OF ALL CONSULTANTS. IF THE CONTRACTOR INTENDS TO UNDERTAKE ANY EXCAVATION WORK, IT IS THE CONTRACTORS RESPONSIBILITY TO CONTACT 1100 - DIAL BEFORE YOU DIG OR WWW.1100.COM.AU
 7. SURVEY INFORMATION
 8. TURF DESIGN STUDIO DO NOT WARRANT THE ACCURACY OF SURVEY INFORMATION.

A 3/06/19 FOR APPROVAL AR MC

Rev Date Description Drawn Checked



Turf Design Studio: P O Box 419 Cronulla NSW 2230, 95 Kingsway, Cronulla 2230
Phone (+61 2) 9527 3380, Fax (+61 2) 9527 2307
Email: sydney@turfdesign.com

Client



Project
EASTLAKES TOWN CENTRE - NORTH SITE

Drawing Title
SECTIONS - PODIUM

Drawing Status
FOR APPROVAL

Scale: 1 : 50 @A1 Plot Date: 03/06/19 9:48:19 AM

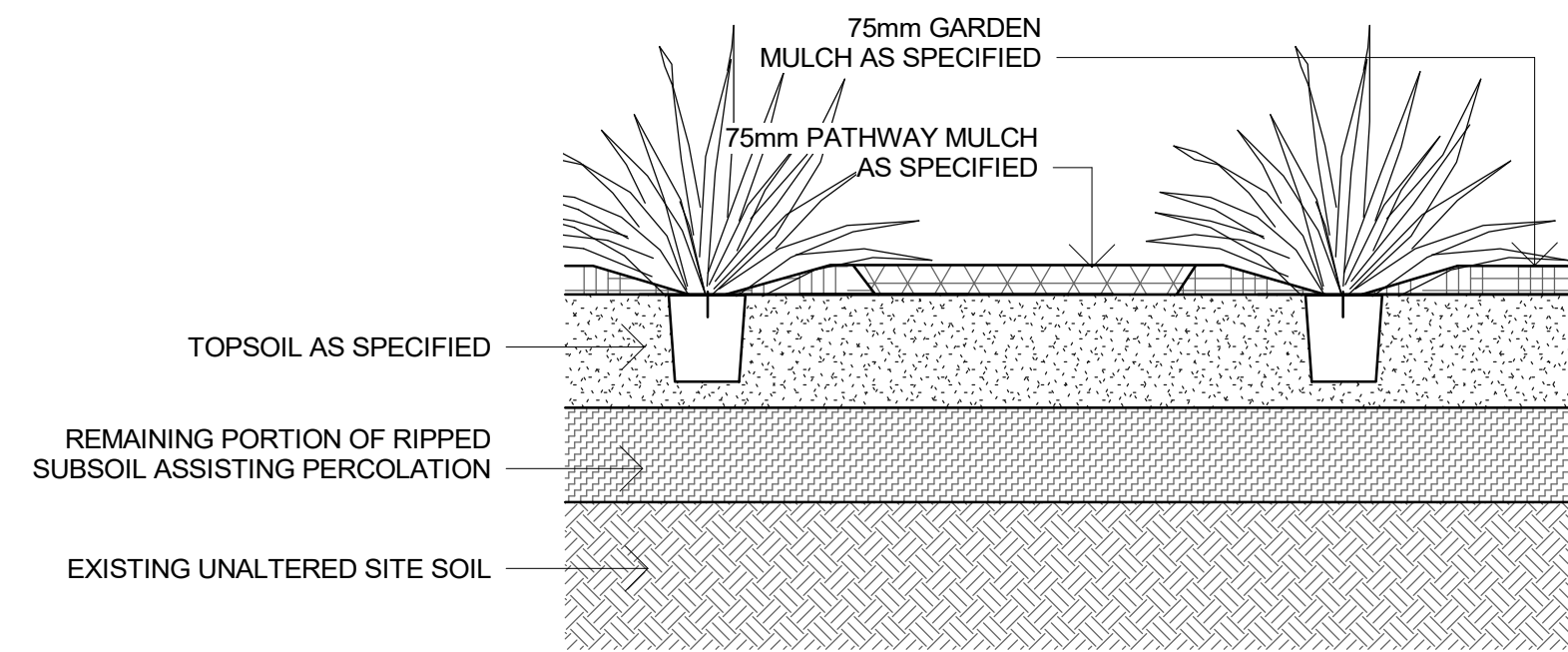
Project No. Drawing No. Revision

1602 S75W-L-601 A

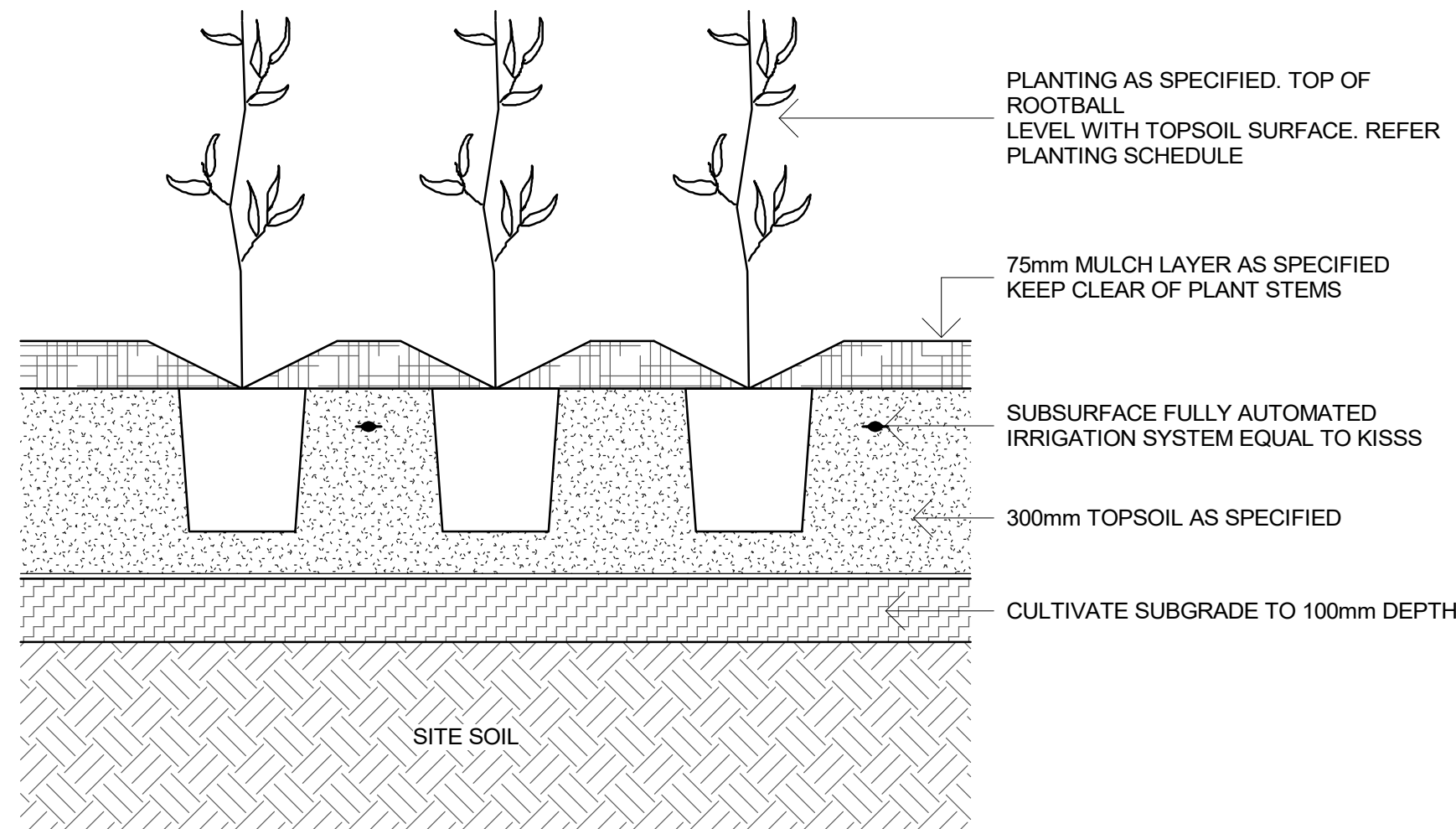
DRAFT NOT FOR CONSTRUCTION

L:\2016\1602_CrownEastlakes\Output\North\190527_S75 Plans\NOT SENT\DES_detailed.dwg

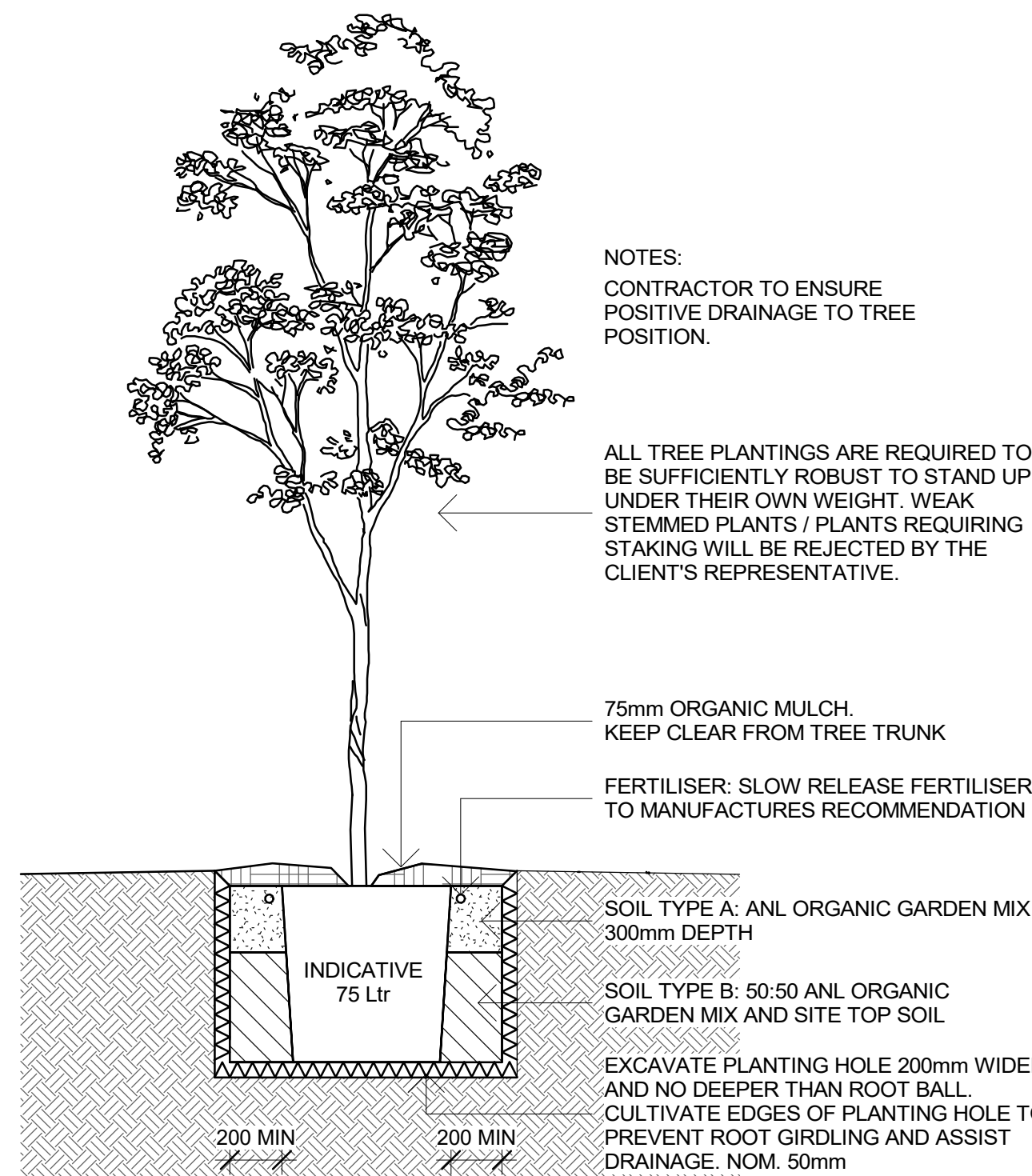
- GENERAL NOTES
1. THIS DRAWING IS COPYRIGHT AND IS THE PROPERTY OF TURF DESIGN STUDIO AND
 2. MUST NOT BE USED WITHOUT PERMISSION.
 3. NOT A SHOP DRAWING.
 4. THE CONTRACTOR MUST REFER ANY DISCREPANCIES TO THE SUPERINTENDENTS REPRESENTATIVE BEFORE PROCEEDING WITH THE WORK.
 5. THE CONTRACTOR MUST NOT SCALE FROM THESE DRAWINGS. USE NOMINATED DIMENSIONS AND LEVELS.
 6. THIS DRAWING MUST BE READ IN CONJUNCTION WITH THE TOTAL CONTRACT PACKAGE INCLUDING DRAWINGS AND SPECIFICATIONS OF ALL CONSULTANTS. IF THE CONTRACTOR INTENDS TO UNDERTAKE ANY EXCAVATION WORK, IT IS THE CONTRACTORS RESPONSIBILITY TO CONTACT 1100 - DIAL BEFORE YOU DIG OR WWW.1100.COM.AU
 7. SURVEY INFORMATION
 8. TURF DESIGN STUDIO DO NOT WARRANT THE ACCURACY OF SURVEY INFORMATION.



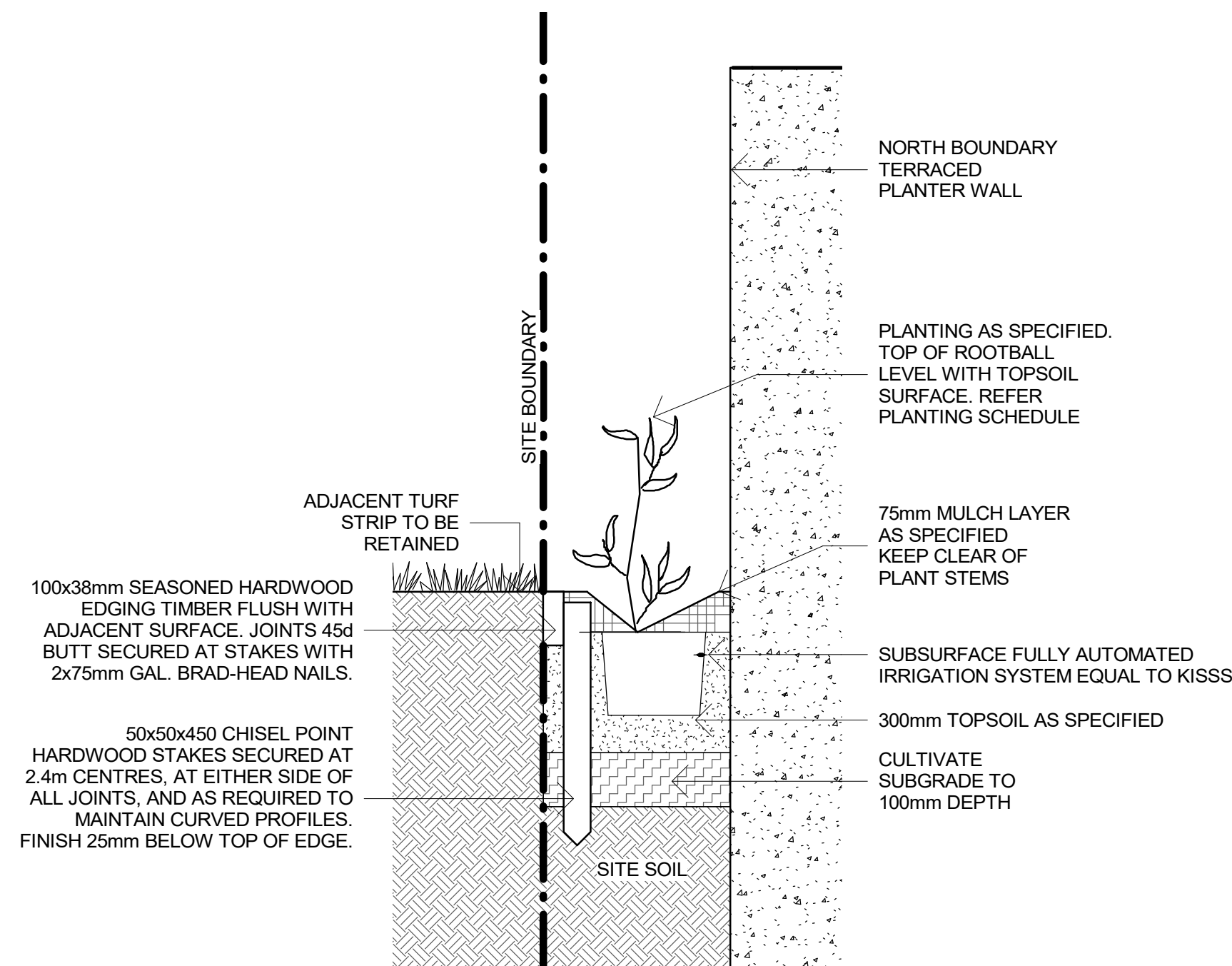
1 TYPICAL DETAIL - MULCH PATH
1 : 20



2 TYPICAL DETAIL - MASS PLANTING IN DEEP SOIL
1 : 10



3 TYPICAL DETAIL - TREE PLANTING IN DEEP SOIL
1 : 20



4 NORTH PODIUM PLANTING STRIP
1 : 10

A 3/06/19 FOR APPROVAL AR MC

Rev Date Description Drawn Checked



Turf Design Studio: P O Box 419 Cronulla NSW 2230, 95 Kingsway, Cronulla 2230
Phone (+61 2) 9527 3380, Fax (+61 2) 9527 2307
Email: sydney@turfdesign.com

Client



Project
EASTLAKES TOWN CENTRE - NORTH SITE

Drawing Title
DETAILS - GROUND FLOOR

Drawing Status

FOR APPROVAL

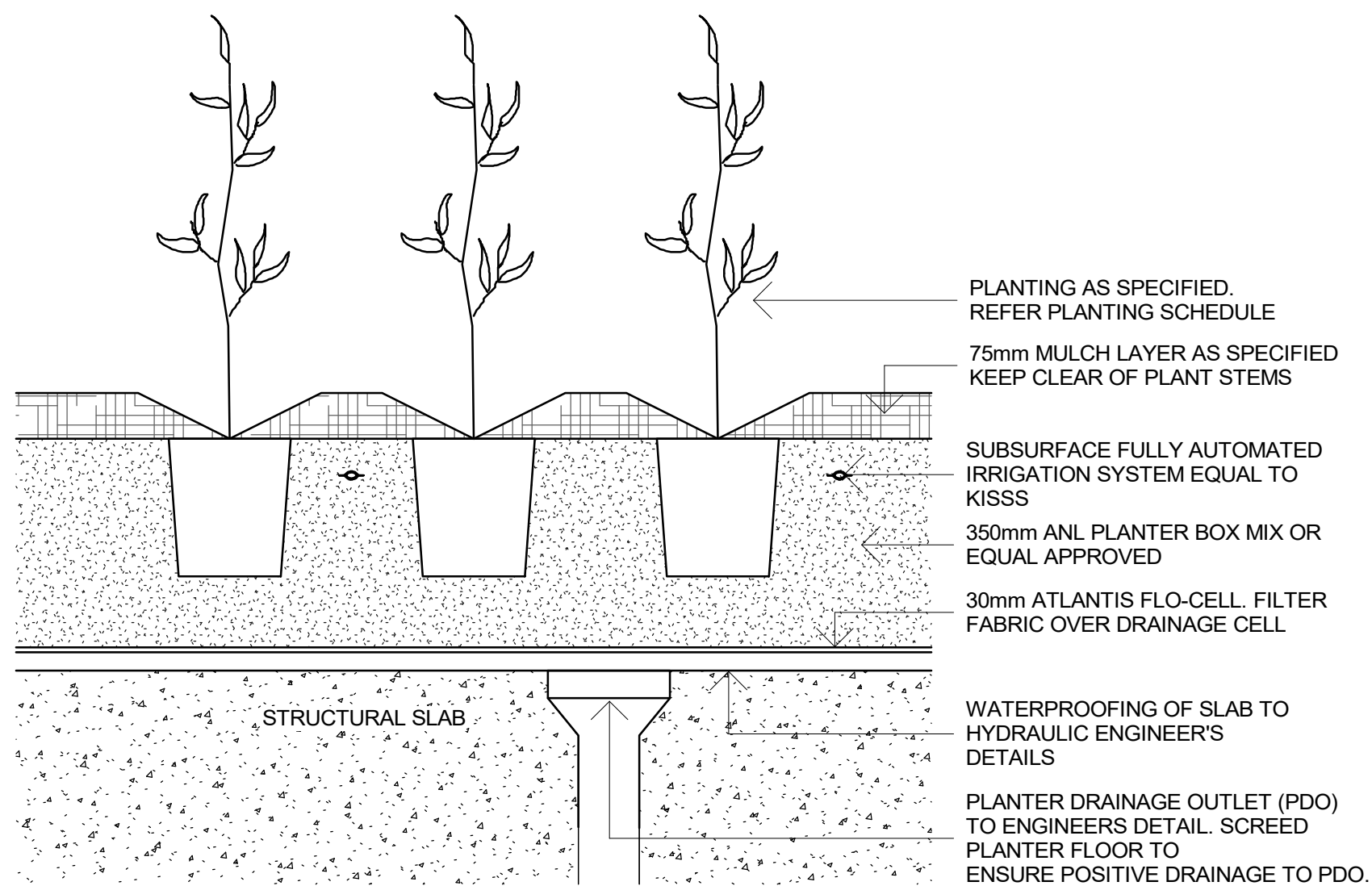
Scale: As indicated @A1 Plot Date 03/06/19 9:48:24 AM

Project No. Drawing No. Revision

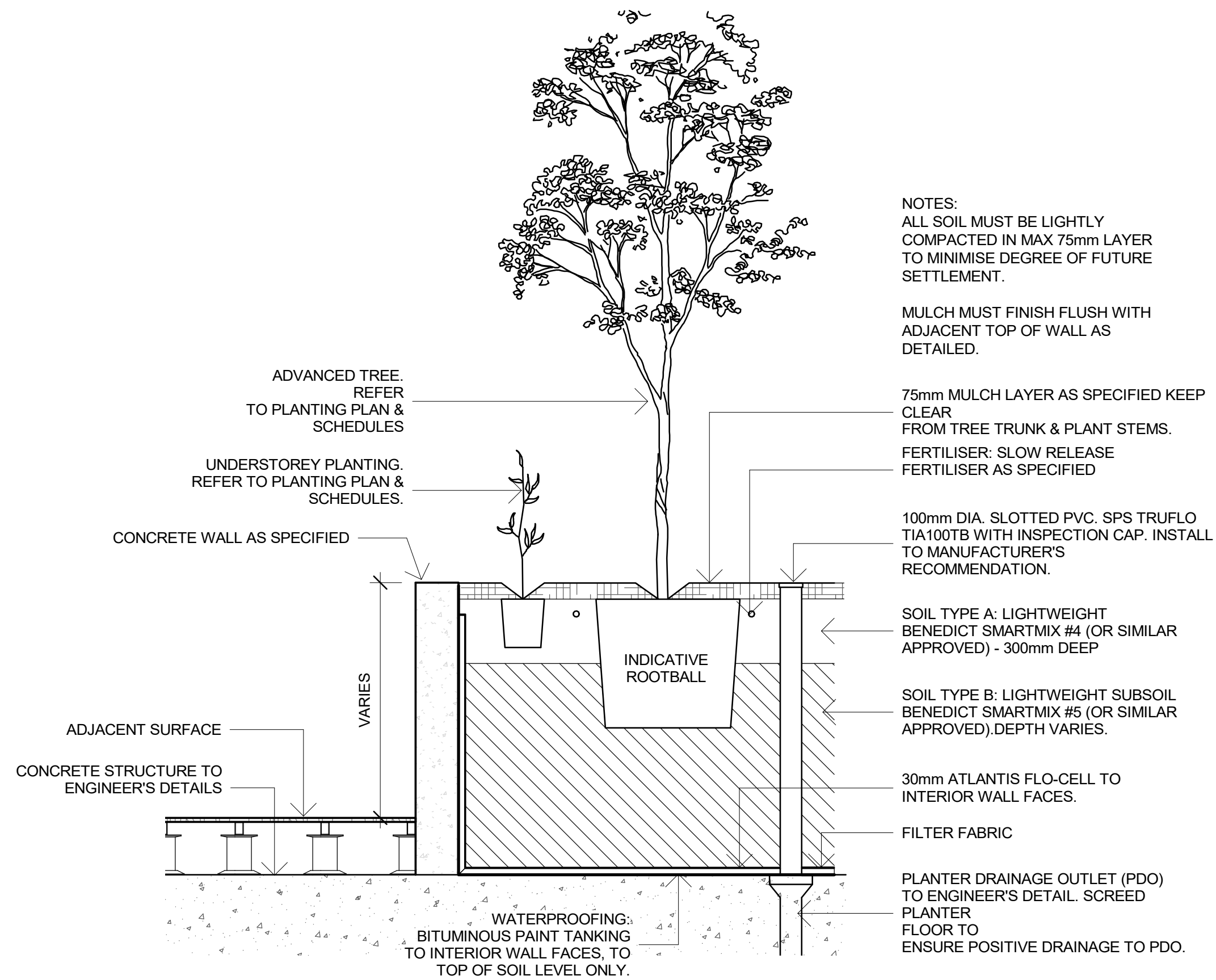
1602 S75W-L-802 A

DRAFT NOT FOR CONSTRUCTION

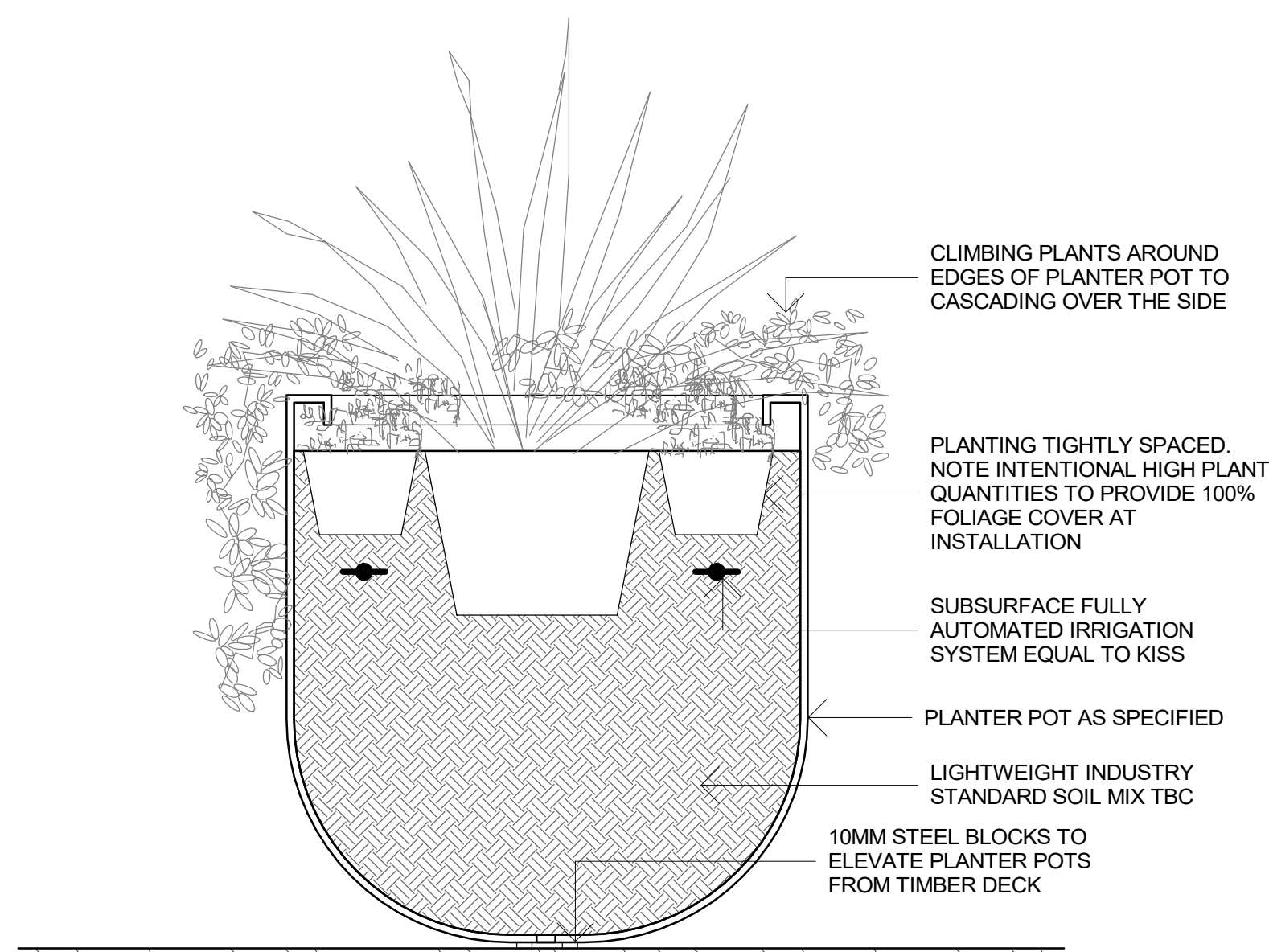
L:\2016\1602_CrownEastlakes\Output\North\190527_S75_Planes\NOT SENT\DES_detailed.rvt



1 TYPICAL DETAIL - MASS PLANTING ON STRUCTURE
1 : 10



2 TYPICAL DETAIL : RAISED PLANTER ON STRUCTURE
1 : 20



3 PLANTER POT TYPICAL DETAIL
1 : 10

- GENERAL NOTES
- THIS DRAWING IS COPYRIGHT AND IS THE PROPERTY OF TURF DESIGN STUDIO AND
 - MUST NOT BE USED WITHOUT PERMISSION. THIS DRAWING IS AN UNCONTROLLED COPY UNLESS STAMPED WITH STATUS. THE CONTRACTOR MUST VERIFY ALL DIMENSIONS AND LEVELS ON SITE AS THIS IS NOT A SHOP DRAWING. THE CONTRACTOR MUST REFER ANY DISCREPANCIES TO THE SUPERINTENDENTS REPRESENTATIVE BEFORE PROCEEDING WITH THE WORK. THE CONTRACTOR MUST NOT SCALE FROM THESE DRAWINGS. USE NOMINATED DIMENSIONS AND LEVELS.
 - THIS DRAWING MUST BE READ IN CONJUNCTION WITH THE TOTAL CONTRACT PACKAGE INCLUDING DRAWINGS AND SPECIFICATIONS OF ALL CONSULTANTS. IF THE CONTRACTOR INTENDS TO UNDERTAKE ANY EXCAVATION WORK, IT IS THE CONTRACTOR'S RESPONSIBILITY TO CONTACT 1100 - DIAL BEFORE YOU DIG OR WWW.1100.COM.AU
 - SURVEY INFORMATION
 - TURF DESIGN STUDIO DO NOT WARRANT THE ACCURACY OF SURVEY INFORMATION.

NOTES:
ALL SOIL MUST BE LIGHTLY COMPACTED IN MAX 75mm LAYER TO MINIMISE DEGREE OF FUTURE SETTLEMENT.

MULCH MUST FINISH FLUSH WITH ADJACENT TOP OF WALL AS DETAILED.

A 3/06/19 FOR APPROVAL AR MC

Rev Date Description Drawn Checked



Turf Design Studio: P O Box 419 Cronulla NSW 2230, 95 Kingsway, Cronulla 2230
Phone (+61 2) 9527 3380, Fax (+61 2) 9527 2307
Email: sydney@turfdesign.com

Client



Project
EASTLAKES TOWN CENTRE - NORTH SITE

Drawing Title
DETAILS - PODIUM

Drawing Status

FOR APPROVAL

Scale: As indicated @A1 Plot Date 03/06/19 9:48:31 AM

Project No. Drawing No. Revision

1602 S75W-L-812 A

DRAFT NOT FOR CONSTRUCTION

L:\2016\1602_CrownEastlakes\Output\North\190527_S75_PanisNOT SENT\DES_detailed.dwg