

THIS DRAWING IS SUBJECT TO SERVICES COORDINATION

ALL SERVICES INFORMATION SHOWN IS DESIGN INTENT ONLY, FOR ALL SERVICES CONSTRUCTION INFORMATION PLEASE REFER TO RELEVANT SUBCONTRACTORS DRAWINGS AND SPECIFICATIONS.

LEGEND

E/A - EXHAUST AIR RISER
S/A - SUPPLY AIR
SP - STAIR PRESSURISATION
L - LINEN CUPBOARD
C - COAT CUPBOARD
R - RECYCLE WASTE ROOM

PS - PUBLIC STAIR
F/S - FIRE STAIR
L1 - LIFT 1
PL1 - PUBLIC LIFT
E - ELECTRICAL
TM - TICKET MACHINE

B - BOLLARD
ST - STORAGE
OF - OVER FLOW

THIS DRAWING IS SUBJECT TO SERVICES COORDINATION

ALL SERVICES INFORMATION SHOWN IS DESIGN INTENT ONLY, FOR ALL SERVICES CONSTRUCTION INFORMATION PLEASE REFER TO RELEVANT SUBCONTRACTORS DRAWINGS AND SPECIFICATIONS.

NOTE:

WALL DIMENSIONS ARE MEASURED FROM GRID TO STRUCTURAL ELEMENT OF THE WALL. FOR EXAMPLE, TO THE FACE OF THE STUD OR FACE OF CONCRETE BLOCK

NOTE FOR BRICKWORKS :-

- ELECTRICAL CUPBOARDS ON RESIDENTIAL FLOORS ARE HOLLOW CORE DOORS LINED ON INSIDE FACE WITH 13mm FIRE GRADE PLASTERBOARD WITH A PERIMETER SMOKE SEAL

CARPARK LEVELS (F.R.L FOR WALLS)

- LIFT SHAFT
240/120/120
- FIRE STAIRS
-/120/120
- VENTILATION AND GARBAGE SHAFTS
-/120/120
- MAIN GARBAGE ROOM DOOR
-/120/30
- FIRE STAIR DOORS
-/60/30

COMMERCIAL & RETAIL LEVELS (F.R.L FOR WALLS)

- LIFT SHAFT
180/120/120
- FIRE STAIRS
-/120/120
- VENTILATION AND GARBAGE SHAFTS
-/120/120
- FIRE STAIR DOORS
-/60/30

RESIDENTIAL LEVELS (F.R.L FOR WALLS)

- LIFT SHAFT
90/90/90
- FIRE STAIRS
-/90/90
- VENTILATION AND GARBAGE SHAFTS
-/90/90
- GARBAGE ROOM DOORS
-/60/30
- FIRE STAIR DOORS
-/60/30
- APARTMENT DIVIDING WALLS
-/60/60
- AND WALLS BOUNDING PUBLIC AREA AND CORRIDORS

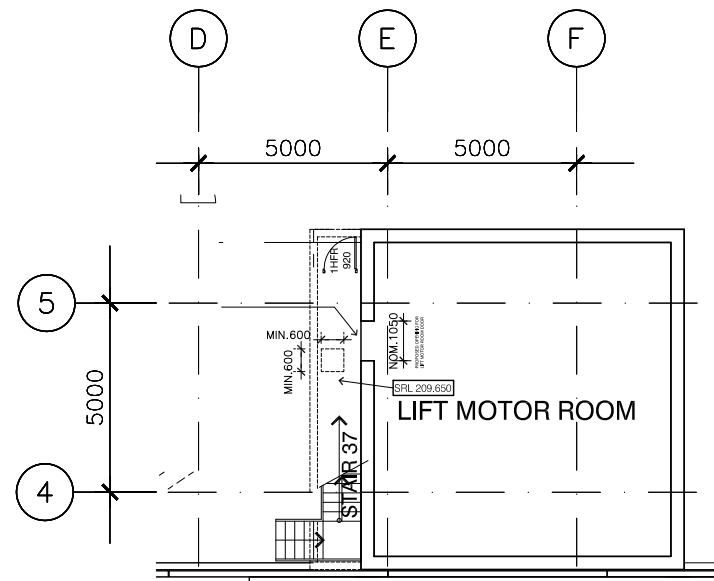
N.B: ALL F.R.L'S RELATE TO NON-LOADBEARING CONSTRUCTION AS APPLICABLE. CODE DEFINITION (STRUCTURAL ADEQUACY/INTEGRITY/INSULATION)

NHSS TO PROVIDE CAST-IN RE-BELAY ANCHORS TO DIRECT ROPE ACCESS TECHNICIAN INTO GLASS WINDOWS THAT REQUIRE CLEANING

SUNSHADES: FIRST SUNSHADE THE ROPE ACCESS TECHNICIAN WILL PROCEED OVER MUST BE RATED TO 15KN AND NOT HAVE ABRASIVE EDGE PROPERTIES. THEREFORE SUNSHADES IN MORE RECENT DEVIATION DRAWINGS ON LOWER LEVELS MAY ALSO NEED STRENGTHENING AND REMOVAL OF ABRASIVE SURFACES.

NHSS TO PROVIDE CAST-IN RE-BELAY ANCHORS TO DIRECT ROPE ACCESS TECHNICIAN INTO GLASS WINDOWS THAT REQUIRE CLEANING

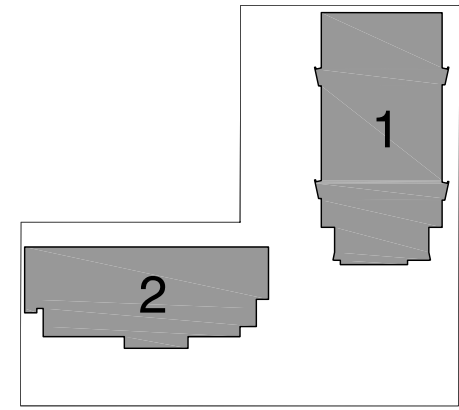
THIS BALUSTRADE MUST BE CAPABLE OF TAKING THE 12KN LOAD OF ROPE ACCESS TECHNICIAN. THE BALUSTRADE MUST NOT HAVE ABRASIVE PROPERTIES



2 LIFT MOTOR ROOM
1:200

1 LEVEL 33 FLOOR PLAN
1:200

Keyzone



SAFETY NOTES:

FOR RESIDENTIAL APARTMENT REFER TO NATIONAL HEIGHT AND SAFETY DRAWING FOR DETAILS - NHSS SOUTH ELEVATION

FOR SERVICED APARTMENT REFER TO NATIONAL HEIGHT AND SAFETY DRAWING FOR DETAILS - NHSS BUILDING 2 LEVEL 33

Revisions

11	SIGNAGE RELOCATED	01.07.2014
10	ISSUED FOR CC	30.05.2014
9	GAS/FHR CUPBOARD ADDED, SAFETY NOTES ADDED SMOKE CONTROL DOOR ADDED TO SERV. APART 2x 2B & 1B CONVERTED INTO 2x 3B	28.05.2014
8	ISSUED FOR CONSTRUCTION	12.03.2014
7	ISSUE FOR CONSTRUCTION CERTIFICATE	03.02.2014
6	COORDINATED WITH REVISED MOD. 6 DWG TITLE CHANGED FROM L37 TO L33. DWG REFERENCE NO. UPDATED	12.12.2013
5	GENERAL UPDATE	25.10.2013
4	LIFT TO BLDG 1 ADDED	28.08.2013
3	ISSUE FOR CO-ORDINATION	20.08.2013
2	GLASS BRIDGE INTRODUCED	23.05.2013
1	ISSUE FOR CO-ORDINATION	01.05.2013

Do not scale from drawings. Verify all dimensions on site before commencing work. Copying or the reproduction of this drawing is strictly prohibited without the consent of PTW Architects P/L.

Client

Meriton Group
Level 11 Meriton Tower,
528 Kent St,
Sydney NSW 2000

Architect

PTW Architects

Level 13, 9 Castlereagh St
Sydney NSW Australia 2000
T 612 9232 5877
F 612 9221 4139
www.ptw.com.au

PTW

Contractor

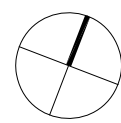
Consultants

Planner -
Structural -
Services -
Landscape -
Acoustics -
Traffic -

MERITON THOMAS STREET

Thomas Street/ Albert Avenue
Chatswood NSW 2067

Project No. 212007
Scale: 1:200@A1:1:400@A3
Date: APRIL 2013
Drawn: DH
Checked: EA
Approved: SP



LEVEL 33 PLAN

A0049 11
FOR APPROVAL