

SMITH STREET

FOR CONTINUATION- REFER PART 2 PLAN

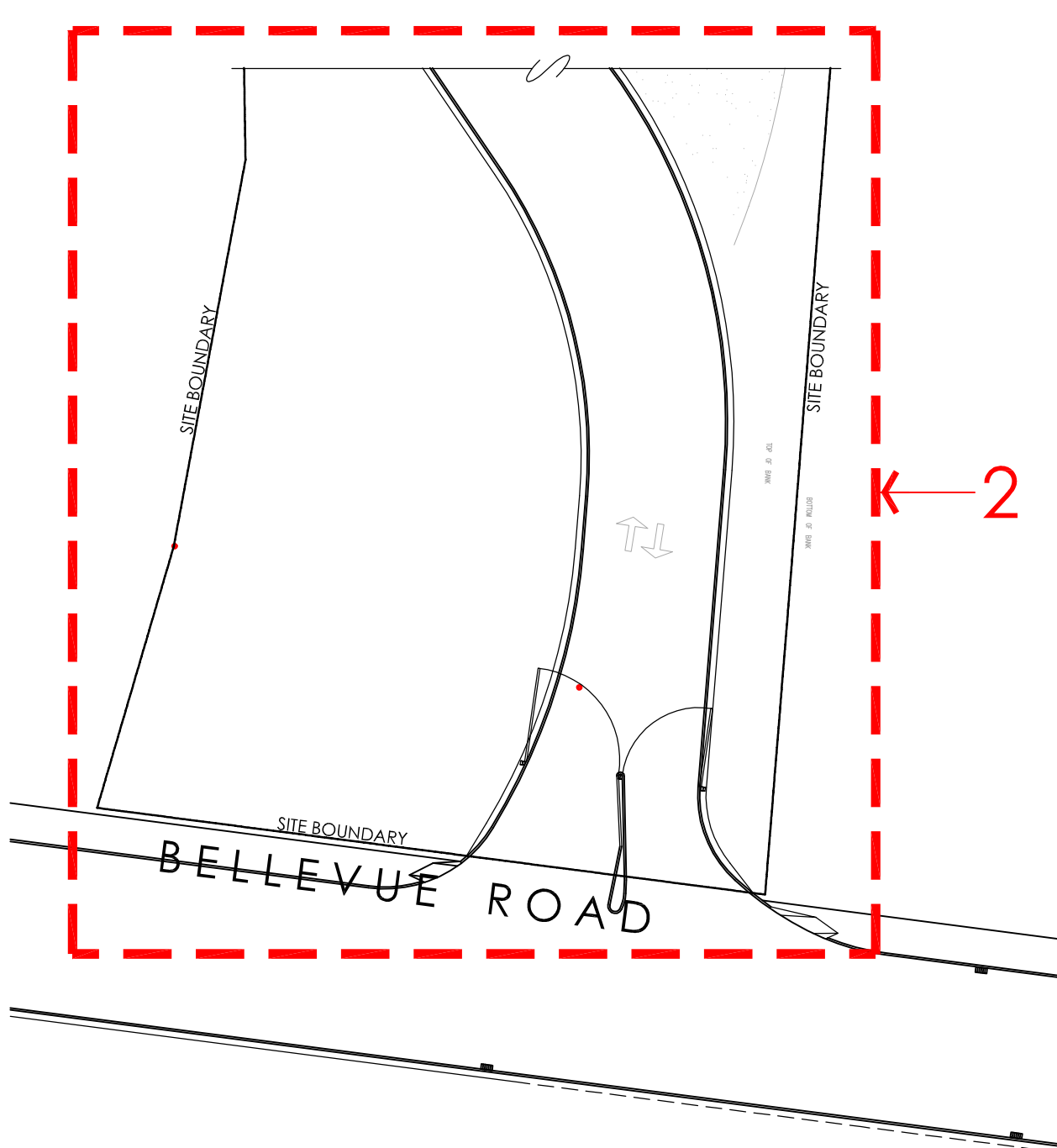
1 2 3 4 5 6 7 8 9 10 11 12 13 14 15 16 17 18 19 20 21 22 23 24

Q
P
N
M
L
K
J
H
G
F
E
D
C
B
A

2 MASTER GROUND FLOOR PLAN-PART 2
SCALE 1:500

2/16


K-2



3 MASTER GROUND FLOOR PLAN-PART 3
SCALE 1:500

1 MASTER GROUND FLOOR PLAN
SCALE 1:500

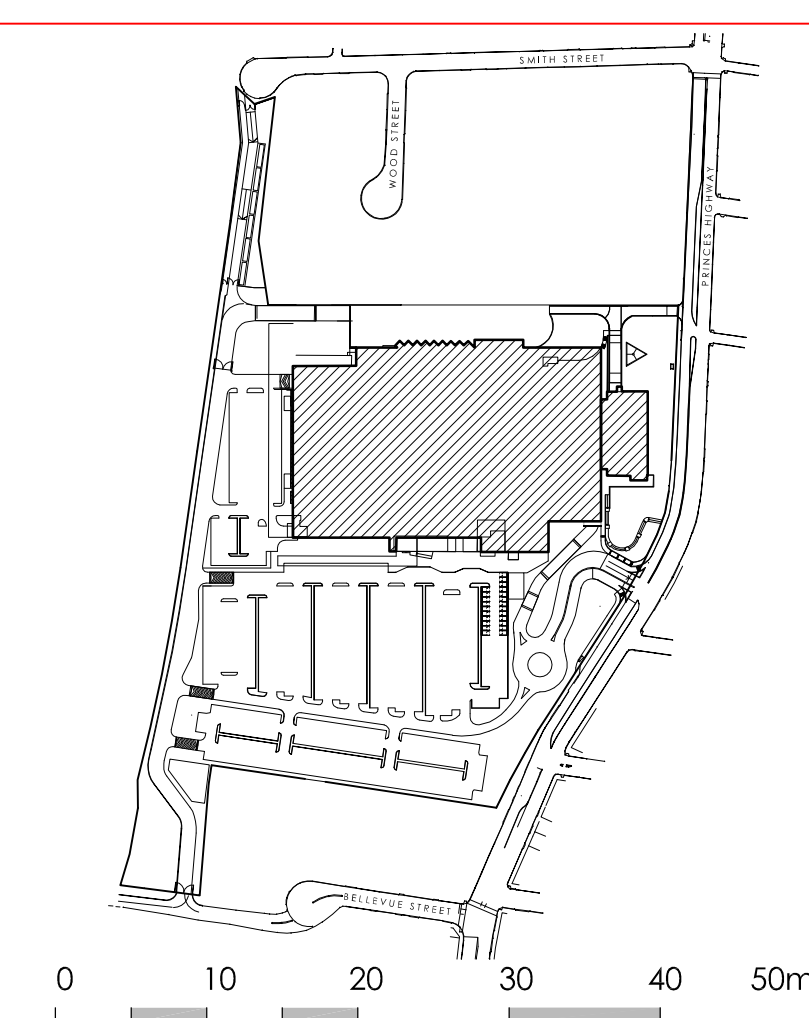
FOR CONTINUATION- REFER PART 3 PLAN



PRELIMINARY ISSUE
NOT FOR CONSTRUCTION

ISSUE	AMENDMENT	DATE	CHKD
1	REVISED DEVELOPMENT APPLICATION	04.03.10	SJM

- NOTES OF MODIFICATIONS:
- DELETION OF THE TWO BALCONIES FROM THE NORTH ELEVATION OF THE BUILDING
 - CHANGES TO THE CARPARK & ENTRANCE AREA FROM BELLEVUE STREET AS PER SACL ADVICE
 - LOCATING THE FIRE SPRINKLER TANKS EXTERNALLY
 - EXTENSION OF THE BUILDING FOR ESSENTIAL SERVICES AT GROUND & LOWER GROUND FLOOR LEVELS.
 - DELETION OF THE GLASS CANOPY BETWEEN THE HERITAGE BUILDING AND THE STORE
 - REVISED DESIGN OF THE CANOPY OVER THE FRONT ENTRY
 - CHANGE IN ROOF DESIGN
 - DELETION OF THE LIFT AT SOUTHERN END OF ATECO BUILDING
 - ADDITION OF THE OPEN MECHANICAL PLATFORMS AT ROOF LEVEL
 - ADDITION OF STAIR ACCESS UP TO ROOF LEVEL
 - RELOCATION OF THE FIG TREE
 - ADDITION OF THE LOWER GROUND FLOOR CARPARK EXHAUST TOWERS
 - ADDITION OF CARPARK EXHAUST PLENUM AT LOWER GROUND FLOOR LEVEL & RAIN WATER STORAGE TANKS UNDER THE LOADING DOCK SLAB
 - REVISED IKEA SIGNAGE LAYOUT/ DIMENSIONS
 - ADDITION OF IKEA WORDMARK AT ROOF LEVEL IN ROOF MEMBRANE MATERIAL
 - REVISED LANDSCAPING DESIGN
 - ADDITION OF MECHANICAL EQUIPMENT IN THE LOWER GROUND FLOOR OF ATECO BUILDING
 - ADDITION OF LOUVRES IN EXTERNAL WALL OF FIRST FLOOR MECHANICAL PLANTROOM



LEFFLER SIMES ARCHITECTS

7 Young St, Neutral Bay
Sydney NSW 2059 AUSTRALIA
P +61 2 9509 5344
F +61 2 9509 5828
W www.lefflersimes.com.au

Level 2, 18 Oliver Lane
Melbourne VIC 3000 AUSTRALIA
P +61 3 9554 6344
F +61 3 9554 8244
E info@lefflersimes.com.au

ACH 001 043 992 AEN 39 001 043 992

CLIENT
IKEA TEMPE

PROJECT
Proposed Bulky Goods Development;
Princes Highway
Tempe, Sydney, NSW

DRAWING
Master Floor Plan -
Ground Floor

DATE February 2010	SCALE 1:500 @ A0	DRAWN CK/CW
PROJECT No. 2725	DRAWING No. DA 122	ISSUE 1

PRELIMINARY