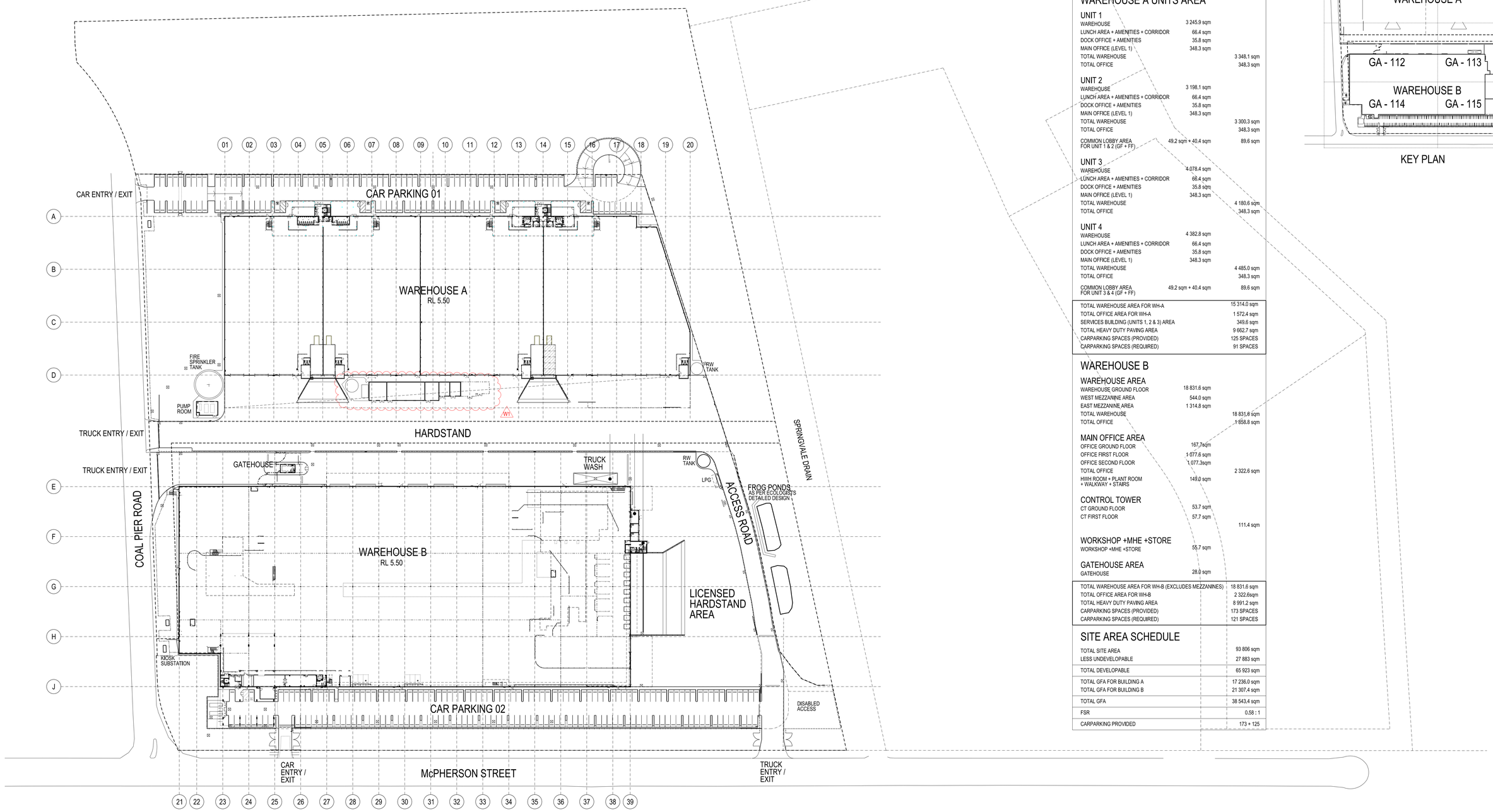

WAREHOUSE A UNITS AREA

UNIT 1

WAREHOUSE	3 245.9 sqm	
LUNCH AREA + AMENITIES + CORRIDOR	66.4 sqm	
DOCK OFFICE + AMENITIES	35.8 sqm	
MAIN OFFICE (LEVEL 1)	348.3 sqm	
TOTAL WAREHOUSE		3 348.1 sqm
TOTAL OFFICE		348.3 sqm

UNIT 2

WAREHOUSE	3 198.1 sqm	
LUNCH AREA + AMENITIES + CORRIDOR	66.4 sqm	
DOCK OFFICE + AMENITIES	35.8 sqm	
MAIN OFFICE (LEVEL 1)	348.3 sqm	
TOTAL WAREHOUSE		3 300.3 sqm
TOTAL OFFICE		348.3 sqm
COMMON LOBBY AREA FOR UNIT 1 & 2 (GF + FF)	49.2 sqm + 40.4 sqm	89.6 sqm

UNIT 3

WAREHOUSE	4 078.4 sqm	
LUNCH AREA + AMENITIES + CORRIDOR	66.4 sqm	
DOCK OFFICE + AMENITIES	35.8 sqm	
MAIN OFFICE (LEVEL 1)	348.3 sqm	
TOTAL WAREHOUSE		4 180.6 sqm
TOTAL OFFICE		348.3 sqm

UNIT 4

WAREHOUSE	4 382.8 sqm	
LUNCH AREA + AMENITIES + CORRIDOR	66.4 sqm	
DOCK OFFICE + AMENITIES	35.8 sqm	
MAIN OFFICE (LEVEL 1)	348.3 sqm	
TOTAL WAREHOUSE		4 485.0 sqm
TOTAL OFFICE		348.3 sqm
COMMON LOBBY AREA FOR UNIT 3 & 4 (GF + FF)	49.2 sqm + 40.4 sqm	89.6 sqm

TOTAL WAREHOUSE AREA FOR WH-A	15 314.0 sqm
TOTAL OFFICE AREA FOR WH-A	1 572.4 sqm
SERVICES BUILDING (UNITS 1, 2 & 3) AREA	349.6 sqm
TOTAL HEAVY DUTY PAVING AREA	9 662.7 sqm
CARPARKING SPACES (PROVIDED)	125 SPACES
CARPARKING SPACES (REQUIRED)	91 SPACES

WAREHOUSE B

WAREHOUSE AREA

WAREHOUSE GROUND FLOOR	18 831.6 sqm	
WEST MEZZANINE AREA	544.0 sqm	
EAST MEZZANINE AREA	1 314.8 sqm	
TOTAL WAREHOUSE		18 831.6 sqm
TOTAL OFFICE		1 858.8 sqm

MAIN OFFICE AREA

OFFICE GROUND FLOOR	167.7sqm	
OFFICE FIRST FLOOR	1 077.6 sqm	
OFFICE SECOND FLOOR	1 077.3sqm	
TOTAL OFFICE		2 322.6 sqm
HWH ROOM + PLANT ROOM + WALKWAY + STAIRS	149.0 sqm	

CONTROL TOWER

CT GROUND FLOOR	53.7 sqm	
CT FIRST FLOOR	57.7 sqm	
		111.4 sqm

WORKSHOP +MHE +STORE

WORKSHOP +MHE +STORE	55.7 sqm	

GATEHOUSE AREA

GATEHOUSE	28.0 sqm	

TOTAL WAREHOUSE AREA FOR WH-B (EXCLUDES MEZZANINES)	18 831.6 sqm
TOTAL OFFICE AREA FOR WH-B	2 322.6sqm
TOTAL HEAVY DUTY PAVING AREA	8 991.2 sqm
CARPARKING SPACES (PROVIDED)	173 SPACES
CARPARKING SPACES (REQUIRED)	121 SPACES

SITE AREA SCHEDULE

TOTAL SITE AREA	93 806 sqm
LESS UNDEVELOPABLE	27 883 sqm
TOTAL DEVELOPABLE	65 923 sqm
TOTAL GFA FOR BUILDING A	17 236.0 sqm
TOTAL GFA FOR BUILDING B	21 307.4 sqm
TOTAL GFA	38 543.4 sqm
FSR	0.58 : 1
CARPARKING PROVIDED	173 + 125

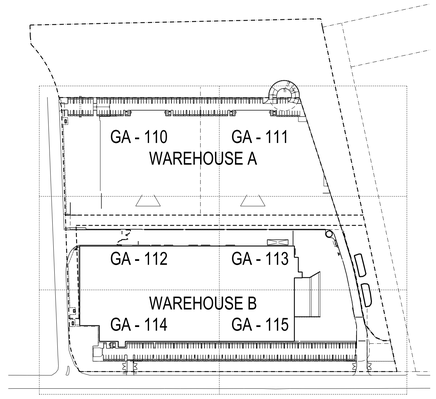

KEY PLAN

GENERAL NOTES

ALL ARCHITECTURAL DRAWINGS MUST BE READ IN CONJUNCTION WITH SURVEY, CIVIL, STRUCTURAL, MECHANICAL, ELECTRICAL & HYDRAULIC DRAWINGS & SPECIFICATIONS; BCA, DDA, SECTION J,FIRE AND ACOUSTIC REPORTS, AND ANY ADDITIONAL INSTRUCTION / INFORMATION SUPPLIED DURING THE COURSE OF CONSTRUCTION

THESE DESIGNS, PLANS & SPECIFICATIONS AND THE COPYRIGHT THEREIN ARE THE PROPERTY OF THE ARCHITECT AND MUST NOT BE USED, REPRODUCED OR COPIED WHOLLY OR IN PART WITHOUT THE WRITTEN PERMISSION OF THIS OFFICE.

FIGURED DIMENSIONS TO BE USED IN PREFERENCE TO SCALING. ALL DIMENSIONS TO BE CHECKED ON SITE

THIS DOCUMENT NOT TO BE USED FOR CONSTRUCTION UNLESS SIGNED & ISSUED FOR CONSTRUCTION

ISSUE	REV.	DESCRIPTION	DATE
W	1	ISSUE FOR SECTION 96 APPLICATION Service building moved, Holding tank,DAF unit added	31.03.2016
V	1	ISSUE FOR CONSTRUCTION Unit 1 & 2 layout revised & inter-warehouse wall deleted	18.03.2016
U	1	ISSUE FOR SECTION 96 APPLICATION Services building added	01.03.2016

SBA ARCHITECTS
Commercial Industrial Residential Retail Interior Design
Suite 702, 83 Mount Street, North Sydney NSW 2060
T 02 9929 9988 F 02 9929 8899
E info@sbaarch.com.au W www.sbaarch.com.au

CLIENT
Goodman

BUILDER
RICHARD CROOKES CONSTRUCTIONS

PROJECT
PORT BOTANY INDUSTRIAL ESTATE
MCPHERSON STREET, BOTANY, NSW, 2019.

TITLE
MASTER SITE PLAN

DATE	25.03.2015
SCALE	1:750 @ B1
DRAWN	SBA
CHECKED	
APPROVED	

PROJECT No. 15113

DWG No. GA - 101 ISSUE W

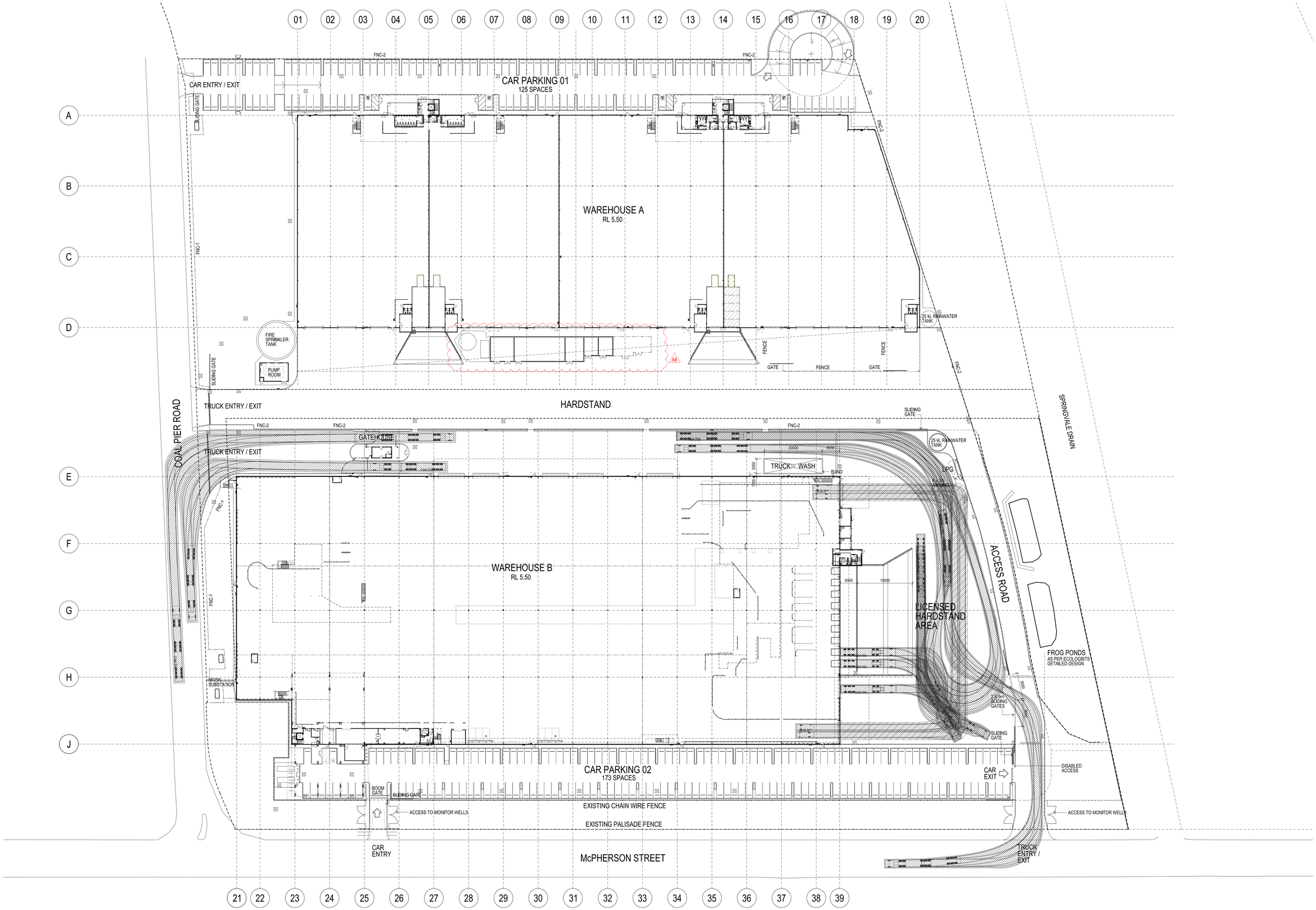

GENERAL NOTES

ALL ARCHITECTURAL DRAWINGS MUST BE READ IN CONJUNCTION WITH SURVEY, CIVIL, STRUCTURAL, MECHANICAL, ELECTRICAL & HYDRAULIC DRAWINGS & SPECIFICATIONS; BCA, DDA, SECTION J,FIRE AND ACOUSTIC REPORTS, AND ANY ADDITIONAL INSTRUCTION / INFORMATION SUPPLIED DURING THE COURSE OF CONSTRUCTION

THESE DESIGNS, PLANS & SPECIFICATIONS AND THE COPYRIGHT THEREIN ARE THE PROPERTY OF THE ARCHITECT AND MUST NOT BE USED, REPRODUCED OR COPIED WHOLLY OR IN PART WITHOUT THE WRITTEN PERMISSION OF THIS OFFICE.

FIGURED DIMENSIONS TO BE USED IN PREFERENCE TO SCALING. ALL DIMENSIONS TO BE CHECKED ON SITE

THIS DOCUMENT NOT TO BE USED FOR CONSTRUCTION UNLESS SIGNED & ISSUED FOR CONSTRUCTION

ISSUE	REV.	DESCRIPTION	DATE
AB	1	REVISED ISSUE FOR SECTION 96 APPLICATION Services building moved.Holding tank,DAF unit added	31.03.2016
AA	1	ISSUE FOR CONSTRUCTION Unit 1 & 2 layout revised and inter-warehouse wall deleted	18.03.2016
Z	1	ISSUE FOR SECTION 96 APPLICATION Services building added	01.03.2016

SBA ARCHITECTS
Commercial Industrial Residential Retail Interior Design
Suite 702, 83 Mount Street, North Sydney NSW 2060
T 02 9929 9988 F 02 9929 8899
E info@sbaarch.com.au W www.sbaarch.com.au

CLIENT
Goodman

BUILDER
RICHARD CROOKES CONSTRUCTIONS

PROJECT
PORT BOTANY INDUSTRIAL ESTATE
MCPHERSON STREET, BOTANY. NSW. 2019.

TITLE
SITE PLAN

DATE	25.03.2015
SCALE	1:500 @ B1
DRAWN	SBA
CHECKED	
APPROVED	

PROJECT No. 15113
DWG No. GA - 102
ISSUE AB

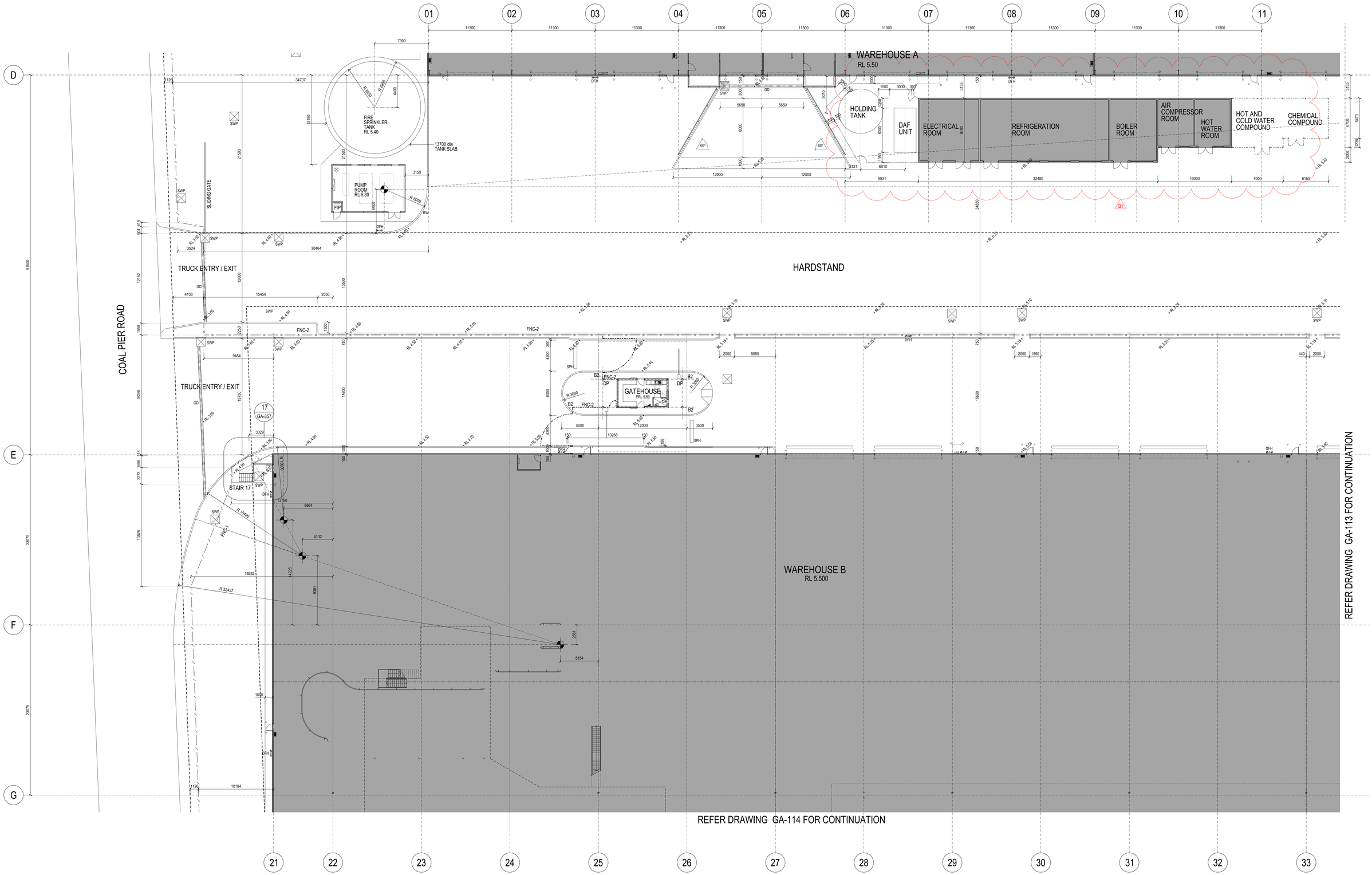

GENERAL NOTES

ALL ARCHITECTURAL DRAWINGS MUST BE READ IN CONJUNCTION WITH SURVEY, CIVIL, STRUCTURAL, MECHANICAL, ELECTRICAL & HYDRAULIC DRAWINGS & SPECIFICATIONS; BCA, DDA, SECTION J,FIRE AND ACOUSTIC REPORTS, AND ANY ADDITIONAL INSTRUCTION / INFORMATION SUPPLIED DURING THE COURSE OF CONSTRUCTION

THESE DESIGNS, PLANS & SPECIFICATIONS AND THE COPYRIGHT THEREIN ARE THE PROPERTY OF THE ARCHITECT AND MUST NOT BE USED, REPRODUCED OR COPIED WHOLLY OR IN PART WITHOUT THE WRITTEN PERMISSION OF THIS OFFICE.

FIGURED DIMENSIONS TO BE USED IN PREFERENCE TO SCALING. ALL DIMENSIONS TO BE CHECKED ON SITE

THIS DOCUMENT NOT TO BE USED FOR CONSTRUCTION UNLESS SIGNED & ISSUED FOR CONSTRUCTION

ISSUE	REV.	DESCRIPTION	DATE
Q	1	REVISED ISSUE FOR SECTION 96 APPLICATION Services building moved,Holding tank,DAF unit added	31.03.16
P	1	ISSUE FOR SECTION 96 APPLICATION Services building added	01.03.16
N	1	ISSUE FOR CONSTRUCTION Dimensions added to boundary fences	29.01.16
M	1	ISSUE FOR CONSTRUCTION Stair added, footpath amended	01.12.15
L		ISSUE FOR CC3	22.09.15

SBA ARCHITECTS
Commercial Industrial Residential Retail Interior Design
Suite 702, 83 Mount Street, North Sydney NSW 2060
T 02 9929 9988 F 02 9929 8899
E info@sbaarch.com.au W www.sbaarch.com.au

CLIENT
Goodman

BUILDER
RICHARD CROOKES CONSTRUCTIONS

PROJECT
PORT BOTANY INDUSTRIAL ESTATE
MCPHERSON STREET, BOTANY, NSW, 2019.

TITLE
SITE PLAN PART 3

DATE	25.03.2015
SCALE	1:200 @ B1
DRAWN	SBA
CHECKED	
APPROVED	

PROJECT No. 15113
DWG No. GA - 112
ISSUE Q

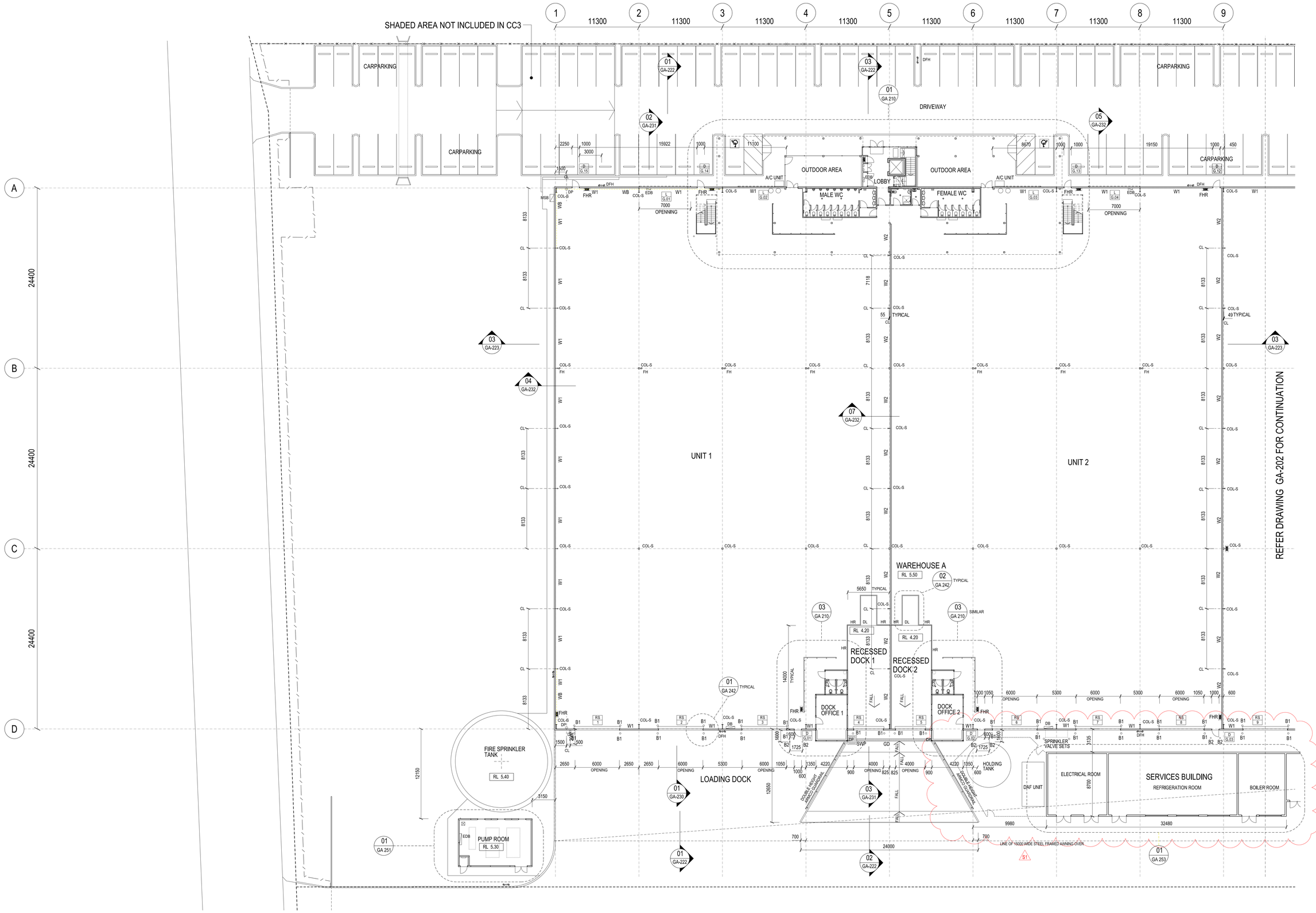

GENERAL NOTES

ALL ARCHITECTURAL DRAWINGS MUST BE READ IN CONJUNCTION WITH SURVEY, CIVIL, STRUCTURAL, MECHANICAL, ELECTRICAL & HYDRAULIC DRAWINGS & SPECIFICATIONS; BCA, DDA, SECTION J,FIRE AND ACOUSTIC REPORTS, AND ANY ADDITIONAL INSTRUCTION / INFORMATION SUPPLIED DURING THE COURSE OF CONSTRUCTION

THESE DESIGNS, PLANS & SPECIFICATIONS AND THE COPYRIGHT THEREIN ARE THE PROPERTY OF THE ARCHITECT AND MUST NOT BE USED, REPRODUCED OR COPIED WHOLLY OR IN PART WITHOUT THE WRITTEN PERMISSION OF THIS OFFICE.

FIGURED DIMENSIONS TO BE USED IN PREFERENCE TO SCALING. ALL DIMENSIONS TO BE CHECKED ON SITE

THIS DOCUMENT NOT TO BE USED FOR CONSTRUCTION UNLESS SIGNED & ISSUED FOR CONSTRUCTION

ISSUE	REV.	DESCRIPTION	DATE
S	1	REVISED ISSUE FOR SECTION 96 APPLICATION Service building moved. Holding tank & DAF unit added	31.03.2016
R	1	ISSUE FOR CONSTRUCTION Unit 1 & 2 layout revised	18.03.2016
Q	1	ISSUE FOR SECTION 96 APPLICATION Services building added	01.03.2016
P	3 2 1	ISSUE FOR CONSTRUCTION EDBs, MSB added FHs added HRs added	26.10.2015

SBA ARCHITECTS
Commercial Industrial Residential Retail Interior Design
Suite 702, 83 Mount Street, North Sydney NSW 2060
T 02 9929 9988 F 02 9929 8899
E info@sbaarch.com.au W www.sbaarch.com.au

CLIENT
Goodman

BUILDER
RICHARD CROOKES CONSTRUCTIONS

PROJECT
PORT BOTANY INDUSTRIAL ESTATE
MCPHERSON STREET, BOTANY, NSW. 2019.

TITLE
WHA GROUND FLOOR PLAN PART 01

DATE	25.03.2015
SCALE	1:200 @ B1
DRAWN	SBA
CHECKED	
APPROVED	

PROJECT No. 15113

DWG No. GA - 201 ISSUE S

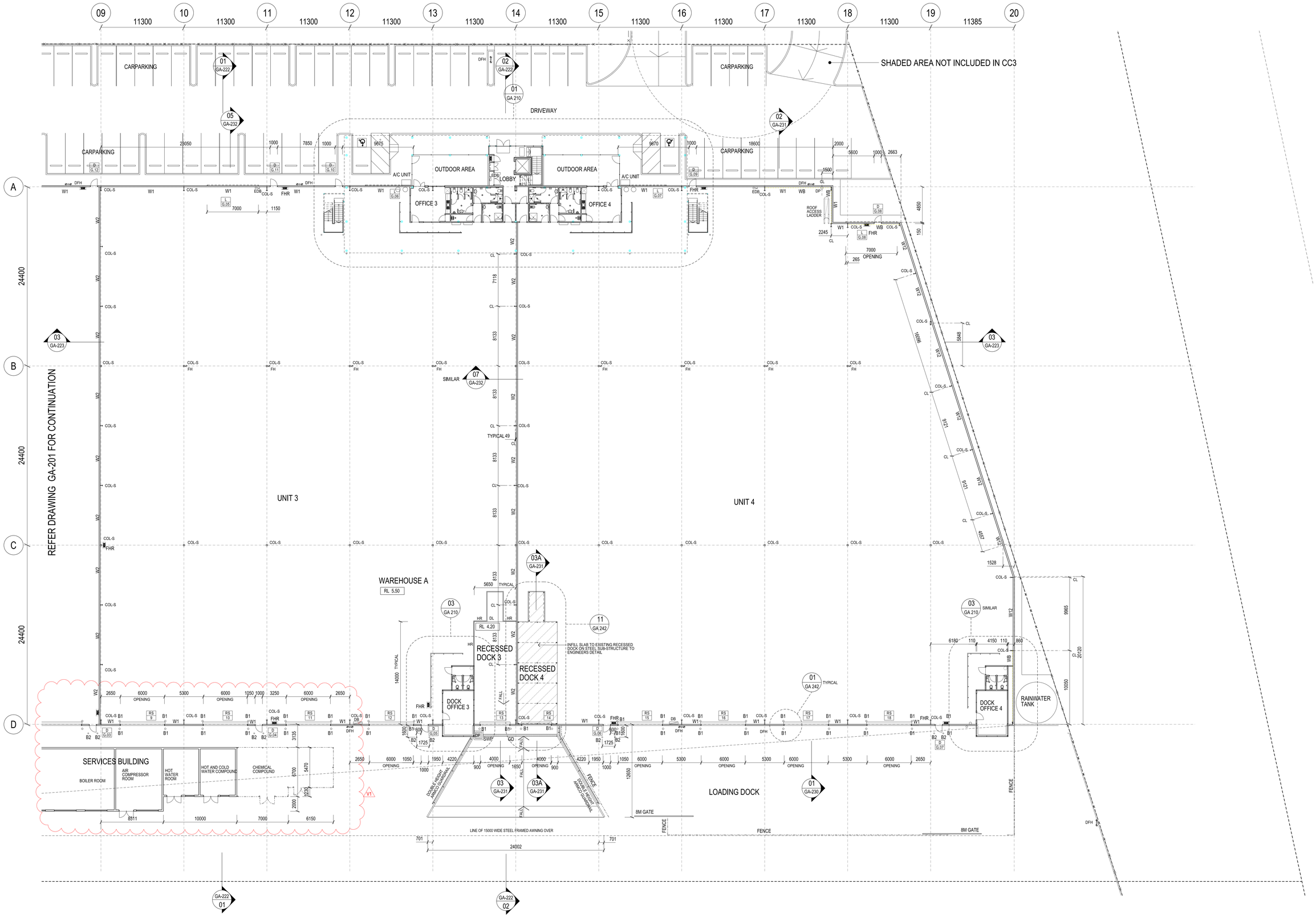

GENERAL NOTES

ALL ARCHITECTURAL DRAWINGS MUST BE READ IN CONJUNCTION WITH SURVEY, CIVIL, STRUCTURAL, MECHANICAL, ELECTRICAL & HYDRAULIC DRAWINGS & SPECIFICATIONS; BCA, DDA, SECTION J,FIRE AND ACOUSTIC REPORTS, AND ANY ADDITIONAL INSTRUCTION / INFORMATION SUPPLIED DURING THE COURSE OF CONSTRUCTION

THESE DESIGNS, PLANS & SPECIFICATIONS AND THE COPYRIGHT THEREIN ARE THE PROPERTY OF THE ARCHITECT AND MUST NOT BE USED, REPRODUCED OR COPIED WHOLLY OR IN PART WITHOUT THE WRITTEN PERMISSION OF THIS OFFICE.

FIGURED DIMENSIONS TO BE USED IN PREFERENCE TO SCALING. ALL DIMENSIONS TO BE CHECKED ON SITE

THIS DOCUMENT NOT TO BE USED FOR CONSTRUCTION UNLESS SIGNED & ISSUED FOR CONSTRUCTION

ISSUE	REV.	DESCRIPTION	DATE
V	1	REVISED ISSUE FOR SECTION 96 APPLICATION Service building moved.	31.03.2016
U	1	ISSUE FOR SECTION 96 APPLICATION SERVICES BUILDING ADDED	01.03.2016
T	1	ISSUE FOR CONSTRUCTION GATE NOTES AMENDED	10.02.2016
S	1	ISSUE FOR CONSTRUCTION DOCK OFFICE 4 RELOCATED	17.12.2015

SBA ARCHITECTS
Commercial Industrial Residential Retail Interior Design
Suite 702, 83 Mount Street, North Sydney NSW 2060
T 02 9929 9988 F 02 9929 8899
E info@sbaarch.com.au W www.sbaarch.com.au

CLIENT
Goodman

BUILDER
RICHARD CROOKES CONSTRUCTIONS

PROJECT
PORT BOTANY INDUSTRIAL ESTATE
MCPHERSON STREET, BOTANY, NSW, 2019.

TITLE
WHA GROUND FLOOR PLAN PART 02

DATE	25.03.2015
SCALE	1:200 @ B1
DRAWN	SBA
CHECKED	
APPROVED	

PROJECT No. 15113
DWG No. GA - 202
ISSUE V

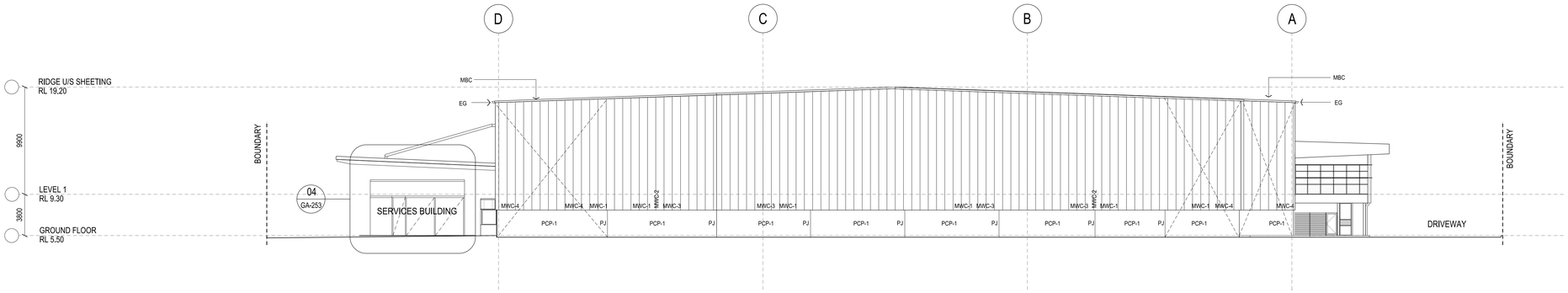

01 GA 202 ELEVATION EAST 1:200

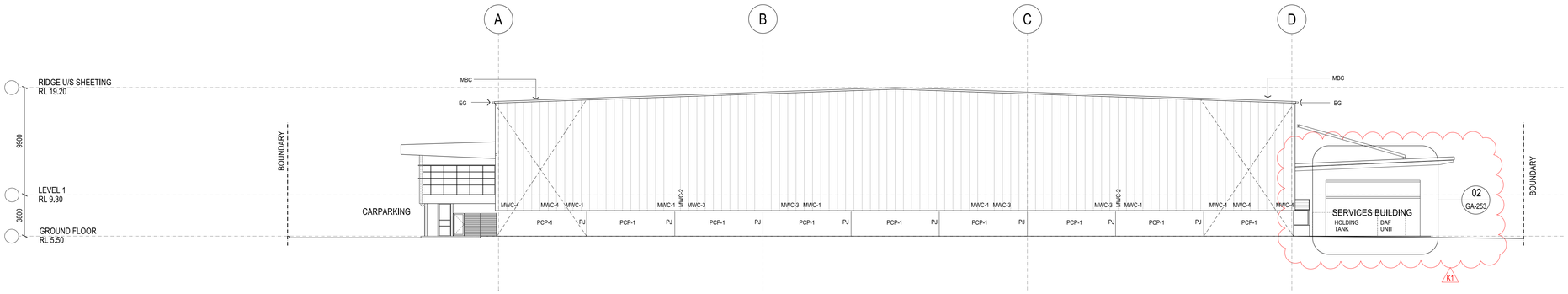

02 GA 201 ELEVATION WEST 1:200

GENERAL NOTES

ALL ARCHITECTURAL DRAWINGS MUST BE READ IN CONJUNCTION WITH SURVEY, CIVIL, STRUCTURAL, MECHANICAL, ELECTRICAL & HYDRAULIC DRAWINGS & SPECIFICATIONS; BCA, DDA, SECTION J FIRE AND ACOUSTIC REPORTS, AND ANY ADDITIONAL INSTRUCTION / INFORMATION SUPPLIED DURING THE COURSE OF CONSTRUCTION

THESE DESIGNS, PLANS & SPECIFICATIONS AND THE COPYRIGHT THEREIN ARE THE PROPERTY OF THE ARCHITECT AND MUST NOT BE USED, REPRODUCED OR COPIED WHOLLY OR IN PART WITHOUT THE WRITTEN PERMISSION OF THIS OFFICE.

FIGURED DIMENSIONS TO BE USED IN PREFERENCE TO SCALING. ALL DIMENSIONS TO BE CHECKED ON SITE

THIS DOCUMENT NOT TO BE USED FOR CONSTRUCTION UNLESS SIGNED & ISSUED FOR CONSTRUCTION

ISSUE	REV.	DESCRIPTION	DATE
K		REVISED ISSUED FOR SECTION 96 APPLICATION	31.03.16
	1	Holding tank & DAF unit added	
J		ISSUED FOR SECTION 96 APPLICATION	01.03.16
	1	Services building added	
H		ISSUED FOR CONSTRUCTION	10.11.15
	1	Sunshades reduced	
G		ISSUE FOR CC3	22.09.15

SBA ARCHITECTS
Commercial Industrial Residential Retail Interior Design
Suite 702, 83 Mount Street, North Sydney NSW 2060
T 02 9929 9988 F 02 9929 8899
E info@sbaarch.com.au W www.sbaarch.com.au

CLIENT
Goodman + TOLL

BUILDER
RICHARD CROOKES CONSTRUCTIONS

PROJECT
PORT BOTANY INDUSTRIAL ESTATE
MCPHERSON STREET, BOTANY, NSW. 2019.

TITLE
WHA ELEVATIONS SHEET 1

DATE	25.03.2015
SCALE	1:200 @ B1
DRAWN	SBA
CHECKED	
APPROVED	

PROJECT No. 15113
DWG No. GA - 220
ISSUE K

04 GA 201 PART ELEVATION SOUTH 1:200

04 GA 201 PART ELEVATION SOUTH 1:200

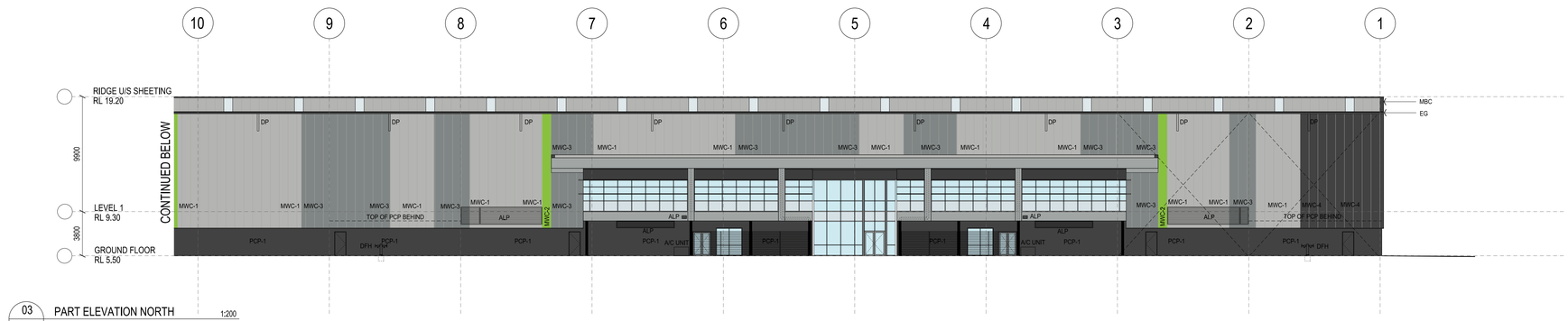

03 GA 201 PART ELEVATION NORTH 1:200

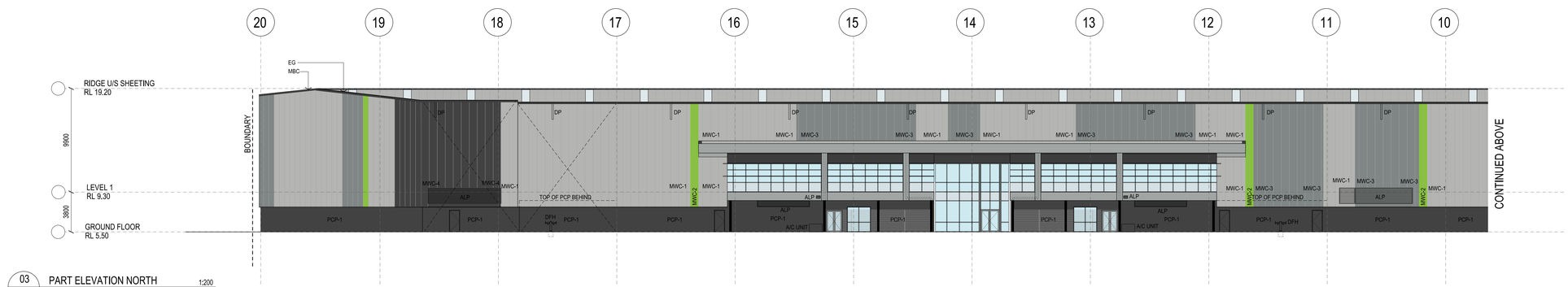

03 GA 201 PART ELEVATION NORTH 1:200

GENERAL NOTES

ALL ARCHITECTURAL DRAWINGS MUST BE READ IN CONJUNCTION WITH SURVEY, CIVIL, STRUCTURAL, MECHANICAL, ELECTRICAL & HYDRAULIC DRAWINGS & SPECIFICATIONS; BCA, DDA, SECTION J FIRE AND ACOUSTIC REPORTS, AND ANY ADDITIONAL INSTRUCTION / INFORMATION SUPPLIED DURING THE COURSE OF CONSTRUCTION

THESE DESIGNS, PLANS & SPECIFICATIONS AND THE COPYRIGHT THEREIN ARE THE PROPERTY OF THE ARCHITECT AND MUST NOT BE USED, REPRODUCED OR COPIED WHOLLY OR IN PART WITHOUT THE WRITTEN PERMISSION OF THIS OFFICE.

FIGURED DIMENSIONS TO BE USED IN PREFERENCE TO SCALING. ALL DIMENSIONS TO BE CHECKED ON SITE

THIS DOCUMENT NOT TO BE USED FOR CONSTRUCTION UNLESS SIGNED & ISSUED FOR CONSTRUCTION

ISSUE	REV.	DESCRIPTION	DATE
P	1	REVISED ISSUED FOR SECTION 96 APPLICATION Service building moved.Holding tank & DAF unit added	31.03.2016
N	1	ISSUED FOR SECTION 96 APPLICATION Outline of services building added	01.03.2016
M	1	ISSUED FOR CONSTRUCTION Dock office 4 relocated	17.12.2015
L	2 1	ISSUED FOR CONSTRUCTION Sunshades reduced Dock office relocated	10.11.2015

SBA ARCHITECTS
Commercial Industrial Residential Retail Interior Design
Suite 702, 83 Mount Street, North Sydney NSW 2060
T 02 9929 9988 F 02 9929 8899
E info@sbaarch.com.au W www.sbaarch.com.au

CLIENT
Goodman

BUILDER
RICHARD CROOKES CONSTRUCTIONS

PROJECT
PORT BOTANY INDUSTRIAL ESTATE
MCPHERSON STREET, BOTANY, NSW, 2019.

TITLE
WHA ELEVATIONS SHEET 2

DATE	25.03.2015
SCALE	1:200 @ B1
DRAWN	SBA
CHECKED	
APPROVED	

PROJECT No. 15113

DWG No. GA - 221 ISSUE P

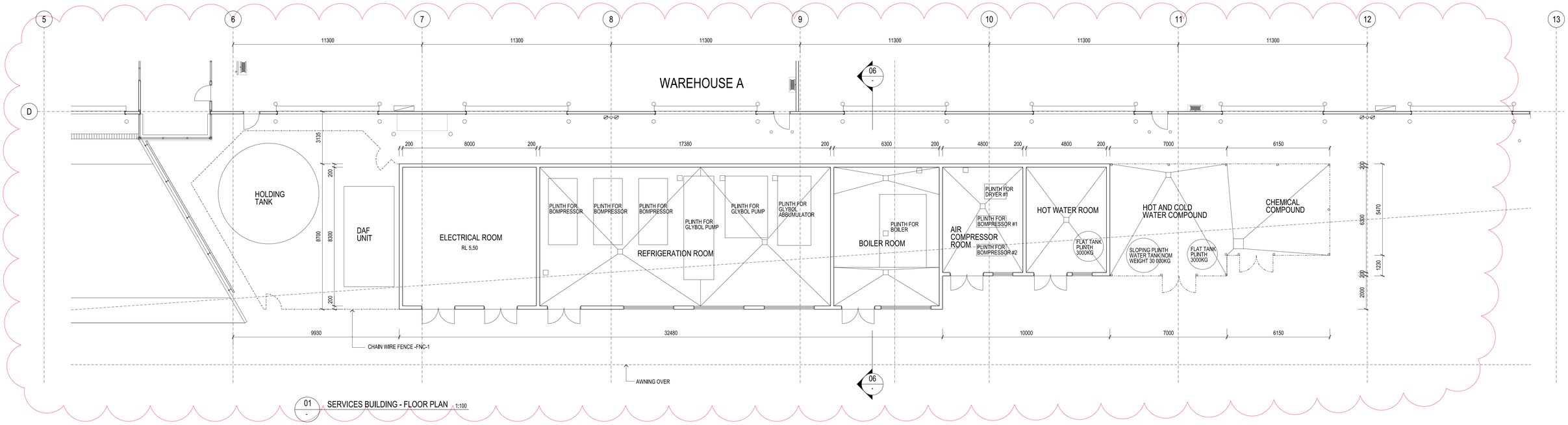

01 SERVICES BUILDING - FLOOR PLAN 1:100

B1

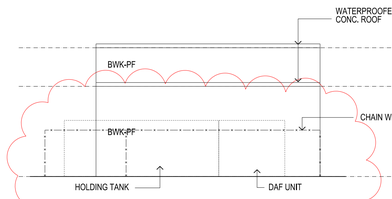

02 WEST ELEVATION 1:100

B1

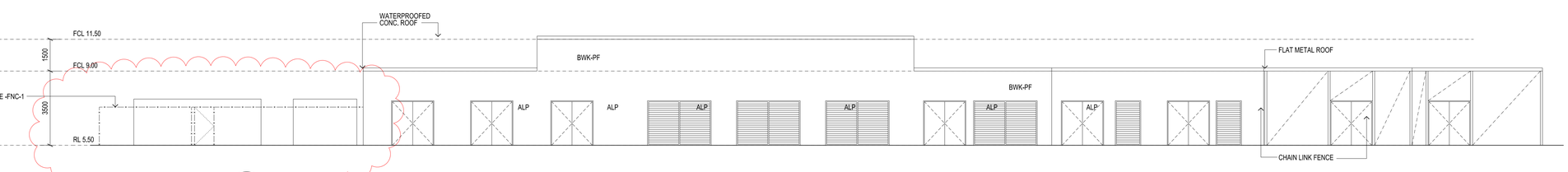

03 SOUTH ELEVATION 1:100

B1

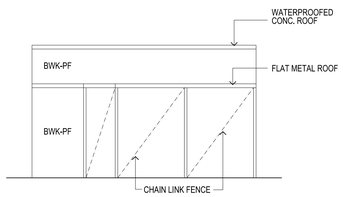

04 EAST ELEVATION 1:100

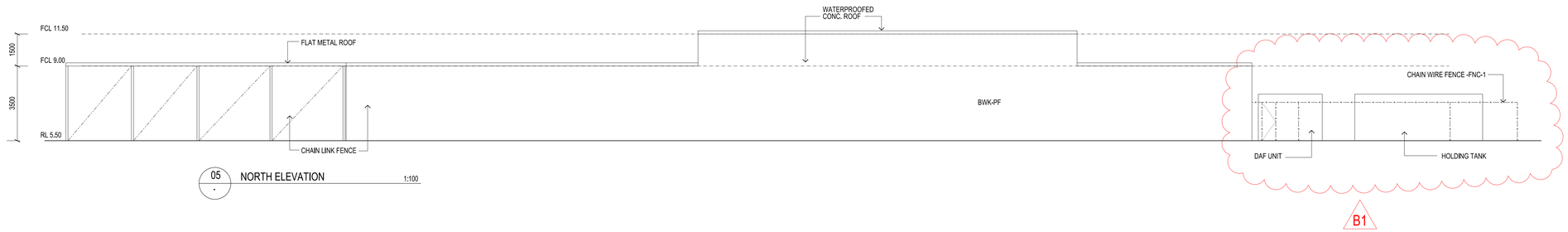

05 NORTH ELEVATION 1:100

B1

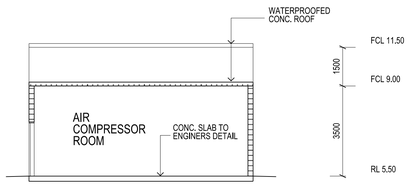

06 SECTION 1:100

GENERAL NOTES

ALL ARCHITECTURAL DRAWINGS MUST BE READ IN CONJUNCTION WITH SURVEY, CIVIL, STRUCTURAL, MECHANICAL, ELECTRICAL & HYDRAULIC DRAWINGS & SPECIFICATIONS; BCA, DDA, SECTION J FIRE AND ACOUSTIC REPORTS, AND ANY ADDITIONAL INSTRUCTION / INFORMATION SUPPLIED DURING THE COURSE OF CONSTRUCTION

THESE DESIGNS, PLANS & SPECIFICATIONS AND THE COPYRIGHT THEREIN ARE THE PROPERTY OF THE ARCHITECT AND MUST NOT BE USED, REPRODUCED OR COPIED WHOLLY OR IN PART WITHOUT THE WRITTEN PERMISSION OF THIS OFFICE.

FIGURED DIMENSIONS TO BE USED IN PREFERENCE TO SCALING. ALL DIMENSIONS TO BE CHECKED ON SITE

THIS DOCUMENT NOT TO BE USED FOR CONSTRUCTION UNLESS SIGNED & ISSUED FOR CONSTRUCTION

ISSUE	REV.	DESCRIPTION	DATE
B	1	REVISED ISSUE FOR SECTION 96 APPLICATION Service building moved. Holding tank & DAF unit added	31.03.2016
A		ISSUE FOR SECTION 96 APPLICATION	01.03.2016

SBA ARCHITECTS
Commercial Industrial Residential Retail Interior Design
Suite 702, 83 Mount Street, North Sydney NSW 2060
T 02 9929 9988 F 02 9929 8899
E info@sbaarch.com.au W www.sbaarch.com.au

CLIENT
Goodman + TOLL

BUILDER
RICHARD CROOKES CONSTRUCTIONS

PROJECT
PORT BOTANY INDUSTRIAL ESTATE
MCPHERSON STREET, BOTANY, NSW. 2019.

TITLE
WHA SERVICES BUILDING DETAILS

DATE	25.03.2015	PROJECT No.	15113
SCALE	1:200 @ B1		
DRAWN	SBA		
CHECKED		DWG No.	ISSUE
APPROVED		GA - 253	B

PORT BOTANY INDUSTRIAL ESTATE

MCPHERSON STREET, BOTANY. NSW. 2019.

ARCHITECTURAL DRAWING LIST

GENERAL ARRANGEMENT DRAWINGS

TITLE	SCALE	DRAWING NO.
100 SERIES - SITE WORKS		
COVER SHEET	NTS	GA 100
MASTER SITE PLAN	1:750	GA 101
SITE PLAN	1:500	GA 102
DETAIL SITE PLAN - PART 1	1:200	GA 110
DETAIL SITE PLAN - PART 2	1:200	GA 111
DETAIL SITE PLAN - PART 3	1:200	GA 112
DETAIL SITE PLAN - PART 4	1:200	GA 113
DETAIL SITE PLAN - PART 5	1:200	GA 114
DETAIL SITE PLAN - PART 6	1:200	GA 115
200 SERIES - WAREHOUSE A		
WHA GROUND FLOOR PLAN - PART 1	1:200	GA 201
WHA GROUND FLOOR PLAN - PART 2	1:200	GA 202
WHA ROOF PLAN - PART 1	1:200	GA 203
WHA ROOF PLAN - PART 2	1:200	GA 204
WHA RACKING PLAN - PART 1	1:200	GA 205
WHA RACKING PLAN - PART 2	1:200	GA 206
WHA OFFICE GROUND & FIRST FLOOR PLANS	1:200	GA 210
WHA OFFICE GROUND FLOOR & FIRST FLOOR RCPS	1:200	GA 211
WHA OFFICE GF & FF CONCRETE SETOUT PLANS	1:200	GA 212
WHA OFFICE GROUND & FIRST FLOOR PLANS - UNITS 1 & 2	1:200	GA 213
WHA OFFICE GROUND FLOOR & FIRST FLOOR RCPS - UNITS 1 & 2	1:200	GA 214
WHA OFFICE GF & FF CONCRETE SETOUT PLANS - UNITS 1 & 2	1:200	GA 215
WHA ELEVATIONS - SHEET 1	1:200	GA 220
WHA ELEVATIONS - SHEET 2	1:200	GA 221
WHA SECTIONS - SHEET 1	1:200	GA 222
WHA SECTIONS - SHEET 2	1:200	GA 223
WHA OFFICE - DETAIL ELEVATIONS	1:100	GA 224
WHA OFFICE - DETAIL SECTIONS	1:100	GA 225
WHA DETAIL WALL SECTIONS - SHEET 1	1:20	GA 230
WHA DETAIL WALL SECTIONS - SHEET 2	1:20	GA 231
WHA DETAIL WALL SECTIONS - SHEET 3	1:20	GA 232
WHA DETAIL WALL SECTIONS - SHEET 4	1:20	GA 233
WHA STAIR DETAILS	1:50	GA 240
WHA PLAN DETAILS - WALL TYPES	1:10	GA 241
WHA PLAN DETAILS - SHEET 1	1:10	GA 242
WHA AMENITIES DETAILS - SHEET 1	1:50	GA 250
WHA PUMP ROOM DETAILS	1:50	GA 251
WHA AMENITIES DETAILS - SHEET 2	1:50	GA 252
WHA BUILDING SERVICES BUILDING ADDED	1:100	GA 253
WHA DOOR SCHEDULE - SHEET 1	1:50	GA 261
WHA WINDOW SCHEDULE - SHEET 1	1:50	GA 262
WHA LOUVRE SCHEDULE - SHEET 1	1:50	GA 263
WHA BOLLARD PLAN PART 01	1:200	GA 270
WHA BOLLARD PLAN PART 02	1:200	GA 271
WHA BOLLARD DETAILS	1:20	GA 272

TITLE	SCALE	DRAWING NO.
300 SERIES - WAREHOUSE B		
WHB GROUND FLOOR PLAN - PART 1	1:200	GA 301
WHB GROUND FLOOR PLAN - PART 2	1:200	GA 302
WHB MEZZANINE FLOOR PLAN - PART 1	1:200	GA 303
WHB MEZZANINE FLOOR PLAN - PART 2	1:200	GA 304
WHB ROOF PLAN - PART 1	1:200	GA 305
WHB ROOF PLAN - PART 2	1:200	GA 306
WHB GROUND FLOOR CONVEYOR LAYOUT	1:250	GA 307
WHB MEZZANINE FLOOR PLAN	1:250	GA 308
WHB OFFICE GROUND FLOOR PLAN	1:100	GA 310
WHB OFFICE LEVEL 01 FLOOR PLAN	1:100	GA 311
WHB OFFICE LEVEL 02 FLOOR PLAN	1:100	GA 312
WHB OFFICE GROUND FLOOR RCP	1:100	GA 313
WHB OFFICE LEVEL 01 & 02 RCP	1:100	GA 314
WHB OFFICE GROUND FURNITURE LAYOUT	1:100	GA 315
WHB OFFICE LEVEL 01 & 02 FURNITURE LAYOUT	1:100	GA 316
WHB OFFICE GROUND CONCRETE SETOUT PLANS	1:100	GA 317
WHB OFFICE LEVEL 01 & 02 CONCRETE SETOUT PLANS	1:100	GA 318
WHB CONTROL ROOM DETAILS	1:100	GA 319
WHB ELEVATIONS - SHEET 1	1:200	GA 320
WHB ELEVATIONS - SHEET 2	1:200	GA 321
WHB SECTIONS - SHEET 1	1:200	GA 322
WHB SECTIONS - SHEET 2	1:200	GA 323
WHB OFFICE - DETAIL ELEVATIONS & SECTIONS	1:100	GA 324
WHB - GROUND FLOOR PLAN WEST MEZZANINE COLUMN LAYOUT	1:100	GA 325
WHB - GROUND FLOOR PLAN EAST MEZZANINE COLUMN LAYOUT	1:100	GA 326
WHB DETAIL WALL SECTIONS - SHEET 1	1:20	GA 330
WHB DETAIL WALL SECTIONS - SHEET 2	1:20	GA 331
WHB DETAIL WALL SECTIONS - SHEET 3	1:20	GA 332
WHB OFFICE DETAIL WALL SECTIONS - SHEET 1	1:20	GA 333
WHB OFFICE DETAIL WALL SECTIONS - SHEET 2	1:20	GA 334
WHB CONTROL TOWER WALL SECTIONS	1:20	GA 335
WHB OFFICE STAIR DETAILS	1:50	GA 340
WHB PLAN DETAILS - WALL TYPES	1:10	GA 343
WHB PLAN DETAILS - SHEET 1	1:10	GA 345
WHB DETAILS - BLADE DETAILS	1:10	GA 347
WHB DETAILS - SCREEN DETAILS	1:10	GA 348
WHB OFFICE AMENITIES DETAILS - SHEET 1	1:50	GA 350
WHB OFFICE AMENITIES DETAILS - SHEET 2	1:50	GA 351
WHB OFFICE JOINERY	1:50	GA 352
WHB WAREHOUSE STAIR DETAILS - SHEET 1	1:50	GA 355
WHB WAREHOUSE STAIR DETAILS - SHEET 2	1:50	GA 356
WHB WAREHOUSE STAIR DETAILS - SHEET 3	1:50	GA 357
WHB ROLLER SHUTTER SCHEDULE	1:50	GA 361
WHB DOOR SCHEDULE	1:50	GA 362
WHB OFFICE WINDOW SCHEDULE - SHEET 1	1:50	GA 363
WHB OFFICE WINDOW SCHEDULE - SHEET 1	1:50	GA 364
WHB LOUVRE SCHEDULE - SHEET 1	1:50	GA 365
WHB LOUVRE SCHEDULE - SHEET 1	1:50	GA 366
WHB WINDOW SCHEDULE	1:50	GA 367
WHB GATEHOUSE DETAILS	1:50	GA 380
WHB GATEHOUSE DETAILS	1:50	GA 381
WHB COMMS ROOM DETAILS	1:50	GA 385
WHB BOLLARD PLAN PART 01	1:200	GA 390
WHB BOLLARD PLAN PART 02	1:200	GA 391
WHB - BOLLARD DETAILS	1:20	GA 392

LEGEND

GENERAL

AF	AWNING FASCIA
AFS-x	ACCESS FLOOR SYSTEM - TYPE x
AL	ALUMINIUM
ALC-x	ALUMINIUM COMPOSITE PANEL CLADDING - TYPE x
ALP	ALUMINIUM LOUVRES POWDERCOAT FINISH
AMT	AMBULANT TOILET
ANO	ANODISED
AP	ACCESS PANEL
ASPH	ASPHALT
AW	STEEL FRAMED AWNING WITH GLAZED PANELS
BAL-x	BALUSTRADE - TYPE x
B-x	BOLLARD - TYPE x
BH	BULKHEAD
BIT	BITUMEN
BLK	BLOCKWORK
BLK-EX	BLOCKWORK - EXISTING
BLK-C	BLOCKWORK - CONCRETE
BLK-CEX	BLOCKWORK - CONCRETE - EXISTING
BLK-SF	BLOCKWORK SPLIT FACE
BLK-SFP	BLOCKWORK POLISHED SPLIT FACE
B.O.	BOTTOM OF
BWK	BRICKWORK
BWK-EX	BRICKWORK - EXISTING
BWU	BOILING WATER UNIT
BG-SS	BOX GUTTER - STAINLESS STEEL
BG-Z	BOX GUTTER - ZINCALUME STEEL
BR	BUMP RAILING
C-AT	SUSPENDED EXPOSED GRID ACOUSTIC TILE CEILING
CFC	COMPRESSED FIBRE CEMENT SHEETING
C-CFC	COMPRESSED FIBRE CEMENT CEILING
C-FR1	1 HR FIRE RATED FYRECHEK CEILING
C-FR2	2 HR FIRE RATED FYRECHEK CEILING
C-MWC	METAL WALL CLADDING TO CEILING
C-PB	SET PLASTERBOARD CEILING
C-PC	PAINTED CONCRETE CEILING
C-VT	SUSPENDED EXPOSED GRID VINYL FACED TILE CEILING
C-VB	VILLABOARD CEILING
CB-x	CRASH BARRIER - TYPE x
CB-xR	CRASH BARRIER - TYPE x- REMOVABLE
CG	CORNER GUARD
CH	COAT HOOK
CJ	CONTROL JOINT
COL-C	COLUMN - CONCRETE
COL-S	COLUMN - STEEL
CONC	CONCRETE
CONC-AF	CONCRETE - AGGREGATE FINISH
CONC-BN	CONCRETE - BURNISHED
CONC-BF	CONCRETE - BROOM FINISH
CONC-CV	CONCRETE - COVE FINISH
CONC-EFF	CONCRETE - EPOXY FLOOR FINISH
CONC-OF	CONCRETE - OFF FORM FINISH (COF)
CONC-RE	CONCRETE - REMOVED
CONC-SC	CONCRETE - SEALED CONCRETE
CONC-ST	CONCRETE - STEEL TROWEL FINISH
CONC-WF	CONCRETE - WOOD FLOAT
CPT-x	CARPET - TYPE x
CPD	CUPBOARD
CR	CEMENT RENDER
CS	CLEANERS SINK
CWM	CHAIN WIRE MESH
D	DOOR
DF	DRINK FOUNTAIN
DD	DISH DRAIN
DG	DOUBLE GLAZING
DJ	DUMMY JOINT
DL	DOCK LEVELLER
DPx	DOWNPIPE TYPE x (REF HYD ENG DETAILS)
DPC	DAMP PROOF COURSE
DPM	DAMP PROOF MEMBRANE
DRG	DOOR GRILLE
DRO	DRAINAGE OUTLET - REFER TO HYDRAULIC ENG'S DRAWINGS
DS	DIVIDING STRIP - METAL
DS-HD	DIVIDING STRIP - METAL- HEAVY DUTY
EDB	ELECTRICAL DISTRIBUTION BOARD
EFB	ELECTRICAL FLOOR BOX
EFF	EPOXY FLOOR FINISH
EG	EAVES GUTTER
EJ	EXPANSION JOINT
EP	EPOXY WALL PAINT
EPB	EMERGENCY PUSH BUTTON
ES	EXPANSION STRIP
FB	FACE BRICK
FC-x	FIBRE CEMENT - TYPE x
FCS	FIBRE CEMENT SOFFIT LINING
FCL	FINISHED CEILING LEVEL (ABOVE FFL)
FE	FIRE EXTINGUISHER
FFL	FLOOR FINISH LEVEL
FG	FIXED GLAZING
FH	FIRE HYDRANT
FH-D	FIRE HYDRANT-DOUBLE
FHR	FIRE HOSE REEL
FIP	FIRE INDICATOR PANEL
FNC-x	FENCE - TYPE x
FNC-EX	EXISTING FENCE TO REMAIN
FP	FIXED PANEL
FRS	FIRE RATED STRUCTURE
FW	FLOOR WASTE
GB	GLASS BALUSTRADE
GD	GRATED DRAIN
GL-x	GLASS - TYPE x
GTD	GRATED TRENCH DRAIN
GLY	GULLY
GMS	GALVANISED MILD STEEL
GR	GUARD RAIL
GRB	GRAB RAIL TO AS 1428.1
GRANO	GRANOLITHIC
HB	HAND WASH BASIN
HD	HAND DRYER (BY OTHERS)
HR-x	HANDRAIL - TYPE x
HT	HOSE TAP
HWU	HOT WATER UNIT
INS	INSULATION
K	KERB - 150 HIGH UNO
KIP	KERB INLET PIT - NEW
KG	KERB & CONC GUTTER
KP	KICK PLATE
L1	LIGHT POLE
L2	BUILDING MOUNT LIGHT FITTING
LAM-x	LAMINATE FINISH - TYPE x
LINO	LINOLEUM FLOORING
M	MELAMINE FINISH
MAF	METAL APRON FLASHING - PREFINISHED
MAT	BIRRUS MAT - RECESSED MATT
MAT 2	NEEDLEPOINT MAT
MBC	METAL BARGE CAPPING - PREFINISHED
MDR-x	METAL DECK ROOFING - PREFINISHED - TYPE x
MFC	METAL FLASHING COLORBOND FINISH
MP	MIMIC FIP
MPC	METAL PARAPET CAPPING - PREFINISHED
MPP	PERFORATED METAL PLATFORM / LANDING
MR	MIRROR
MRC	METAL RIDGE CAPPING - PREFINISHED
MRF	MECHANICAL ROOF FAN / COWL (REFER MECH. ENG'S DRAWINGS)
MS	METAL SCREEN
MSB	MECHANICAL SWITCH BOARD
MWC-x	METAL WALL CLADDING - TYPE x
NAL	NATURAL ANODISED ALUMINIUM
OF	OVERFLOW
OP	OPERABLE WALL
PB	PLASTERBOARD
PBF	PARTICLE BOARD FLOORING
PBMR	MOISTURE RESISTANT PLASTERBOARD
PBS	SUSPENDED SET PLASTERBOARD CEILING
PC-x	POWDERCOAT FINISH - TYPE x
PCP-x	PRECAST CONCRETE PANELS TO ENGINEER'S DETAILS. PAINT TYPE x
PD	PLANTER DRAIN
PF-x	PAINT FINISH - TYPE x
PJ	PANEL JOINT
PLF	PLATFORM FLOOR
POLY	POLYURETHANE FINISH
PO-SW	PUMP OUT - STORMWATER (REF HYD ENG DETAILS)
PO-W	PUMP OUT - WASTE (REF HYD ENG DETAILS)
PP	POWER POLE
PP-EX	POWER POLE - EXISTING
PT	PARTITION
PTDSP	PAPER TOWEL DISPENSER
PV-x	PAVING - TYPE x
PRC	PAVING - REINFORCED CONCRETE PAVER
RB	ROOF BRACING
RCF	REINFORCED CONCRETE FOOTING TO STRUCT ENG DETAILS
RCS	REINFORCED CONCRETE SLAB TO STRUCT ENG DETAILS
REF	REFRIGERATOR (BY OTHERS)
RF	RENDER FINISH
RL	RELATIVE LEVEL
RS-x	ROLLER SHUTTER - TYPE x
RS-EX	ROLLER SHUTTER EXISTING
RV-x	ROOF VENTILATOR - TYPE x
RW	RETAINING WALL
RWH	RAIN WATER HEAD
S	SINK
SB	SHOWER BASE
SBT	STONE BENCH TOP
SD	SOAP DISPENSER
SDC	GLASS SAFETY MARKING DECALS
SDR	SEVER DROPPER (REF HYD ENG DETAILS)
SF	STEEL FRAMING TO STRUCT ENG DETAILS
SCF-x	SCREEN FABRIC - TYPE x
SG	SLIDING GATE
SH	SOAP HOLDER
SHR	SHOWER
SHR-CR	SHOWER CURTAIN RAIL
SHR-H	SHOWER HEAD
SJ	SILICONE JOINT
SKM-PF	SKIM & PAINT FINISH
SK-x	SKIRTING - TYPE x
SM	SHOWER MIXER
SN-x	SAFETY STAIR NOSING - TYPE x
SMH	SEWER MAN HOLE
SS	STAINLESS STEEL
SS-UR	STAINLESS STEEL URINAL
SS-WTR	STAINLESS STEEL WASH TROUGH
S-SHR	SAFETY SHOWER
ST	RISER STACK
SWP	STORM WATER PIT
SWS	STORM WATER SUMP
T-x	TILE - TYPE x
TCRT	TERRACOTTA ROOF TILE
TF	TIMBER FLOORING
TI	TACTILE INDICATOR
TL	TRAFFIC LIGHTS
T.O.	TOP OF
TPB	TRAFFIC PUSH BUTTON
TRH	TOILET ROLL HOLDER
TD	TUNDISH
TRS	TRANSLUCENT ROOF SHEETING
TWC	TRANSLUCENT WALL CLADDING
TWV	TRADE WASTE VENT
UL-R	UPLIGHT-RECESSED INTO FLOOR
UL-W	UPLIGHT-WALL MOUNTED
UR	URINAL
URT	URINAL TROUGH
U/S	UNDERSIDE
V	VINYL
VB	VANITY BASIN
VC	VINYL COVING
VHB	VEHICLE HEIGHT BAR
VP	VENT PIPE TO HYD. ENG. DETAILS
VS-x	VINYL SHEET FLOORING - TYPE x
W	WINDOW
W-EX	WINDOW - EXISTING
WB	WALL BRACING
WC	WATER CLOSET
WPM-x	WATER PROOF MEMBRANE - TYPE x
WRC	WESTERN RED CEDAR
W/ROBE	WARDROBE
WS	WHEEL STOP AS SPECIFIED

SYMBOLS / MISC.

G.01	ROOM NUMBER
J.01	JOINERY UNIT NUMBER
D / G.00	DOOR NUMBER
W / G.00	WINDOW NUMBER
RS / G.00	ROLLER SHUTTER NUMBER
G / G.00	GATE NUMBER
RL 0.00	NEW RELATIVE LEVELS
RL 0.00	NEW FINISHED LEVELS
+ EFL 0.00	EXISTING SPOT LEVELS
+ FL 0.00	SPOT LEVELS
SP 01	SETOUT POINT

GENERAL NOTES

ALL ARCHITECTURAL DRAWINGS MUST BE READ IN CONJUNCTION WITH SURVEY, CIVIL, STRUCTURAL, MECHANICAL, ELECTRICAL & HYDRAULIC DRAWINGS & SPECIFICATIONS; BCA, DDA, SECTION J FIRE AND ACOUSTIC REPORTS, AND ANY ADDITIONAL INSTRUCTION / INFORMATION SUPPLIED DURING THE COURSE OF CONSTRUCTION

THESE DESIGNS, PLANS & SPECIFICATIONS AND THE COPYRIGHT THEREIN ARE THE PROPERTY OF THE ARCHITECT AND MUST NOT BE USED, REPRODUCED OR COPIED WHOLLY OR IN PART WITHOUT THE WRITTEN PERMISSION OF THIS OFFICE.

FIGURED DIMENSIONS TO BE USED IN PREFERENCE TO SCALING. ALL DIMENSIONS TO BE CHECKED ON SITE

THIS DOCUMENT NOT TO BE USED FOR CONSTRUCTION UNLESS SIGNED & ISSUED FOR CONSTRUCTION

ISSUE	REV.	DESCRIPTION	DATE
H	1	REVISED ISSUE FOR SECTION 96 APPLICATION Service building moved.Holding tank & DAF unit added	31.03.16
G	1	ISSUE FOR CONSTRUCTION drawing list added	18.03.16
F	1	ISSUE FOR SECTION 96 APPLICATION drawing list revised	01.03.16
E	1	ISSUE FOR CONSTRUCTION drawing list revised	01.02.16
D		ISSUE FOR CONSTRUCTION	10.11.15
C		ISSUE FOR CC3	22.09.15
B	1	ISSUE FOR CONSTRUCTION drawing list revised	14.08.15
A		ISSUE FOR CC1	15.05.15

SBA ARCHITECTS
Commercial Industrial Residential Retail Interior Design
Suite 702, 83 Mount Street, North Sydney NSW 2060
T 02 9929 9988 F 02 9929 8899
E info@sbaarch.com.au W www.sbaarch.com.au

CLIENT
Goodman + TOLL

BUILDER
RICHARD CROOKES CONSTRUCTIONS

PROJECT
PORT BOTANY INDUSTRIAL ESTATE
MCPHERSON STREET, BOTANY. NSW. 2019.

TITLE
COVER SHEET

DATE	25.03.2015	PROJECT No.	15113
SCALE	NTS		
DRAWN	SBA		
CHECKED		DWG No.	ISSUE
APPROVED		GA - 100	H