## EXTERNAL FINISHES LEGEND

| | |
|---|---|
| MWC-1 | PROFILED METAL CLADDING - COLORBOND "SHALE GREY" |
| MWC-2 | PROFILED METAL CLADDING - COLORBOND "GOODMAN GREEN" |
| MWC-3 | PROFILED METAL CLADDING - COLORBOND "WINDSPRAY" |
| MWC-4 | PROFILED METAL CLADDING - COLORBOND "MONUMENT" |
| MWF-1 | METAL FLASHING - COLORBOND - COLORBOND "MONUMENT" |
| PCP-1 | PRECAST CONCRETE PAINT FINISH - DULUX COLOUR TO MATCH COLOURBOND "MONUMENT" |
| DPF-1 | PAINT FINISH TO MATCH COLORBOND "MONUMENT" |
| RSD-1 | PAINT FINISH TO MATCH COLORBOND "SHALE GREY" |
| CONC-P1 | CONC. COLUMN RENDER AND PAINT FINISH - DULUX "BLACK" - TBC |
| ALC-1 | COMPOSITE ALUMINIUM - ALUCOBOND "METALIC DARK GREY" |
| ALC-2 | COMPOSITE ALUMINIUM - ALUCOBOND "SMOKE SILVER METALIC" |
| ALC-3 | ALUMINIUM BLADE - POWDERCOAT FINISH - COLOUR "TBC" |
| ALP-1 | ALUMINIUM LOUVER - POWDWERCOAT FINISH - COLOUR TO MATCH COLORBOND "SHALE GREY" |
| ALP-2 | ALUMINIUM LOUVER - POWDWERCOAT FINISH - COLOUR TO MATCH COLORBOND "WINDSPRAY" |
| ALP-3 | ALUMINIUM LOUVER - POWDWERCOAT FINISH - COLOUR TO MATCH COLORBOND "MONUMENT" |
| ALP-4 | ALUMINIUM LOUVER - POWDERCOAT FINISH - COLOUR "TBC" |
| GL-1 | CLEAR SINGLE GLAZING WITH GLAZING VALUES (TBC) |
| GL-2 | CLEAR SINGLE GLAZING SPANDREL PAMEL WITH LAMINATED COLOUR BACK GLASS |
| W-PC | ALUMINIUM WINDOW FRAME - POWDERCOAT FINISH |

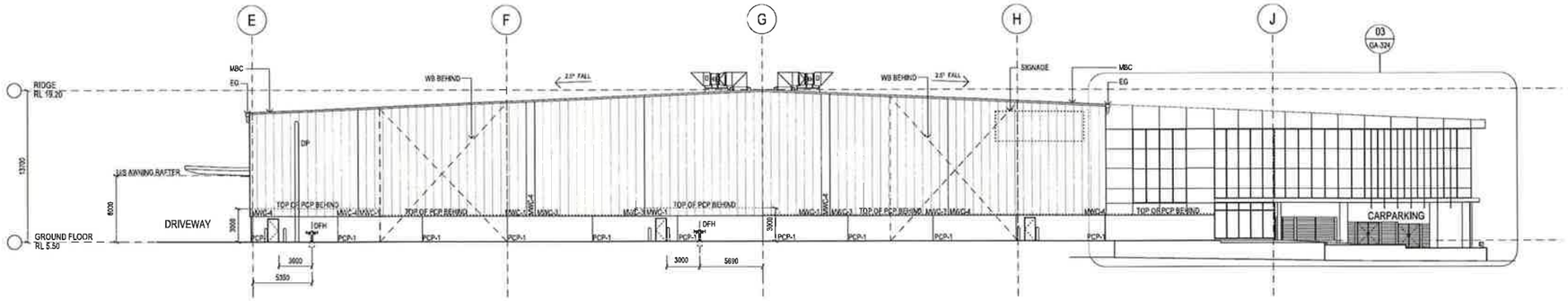


01 GA 301 WEST ELEVATION 1:200

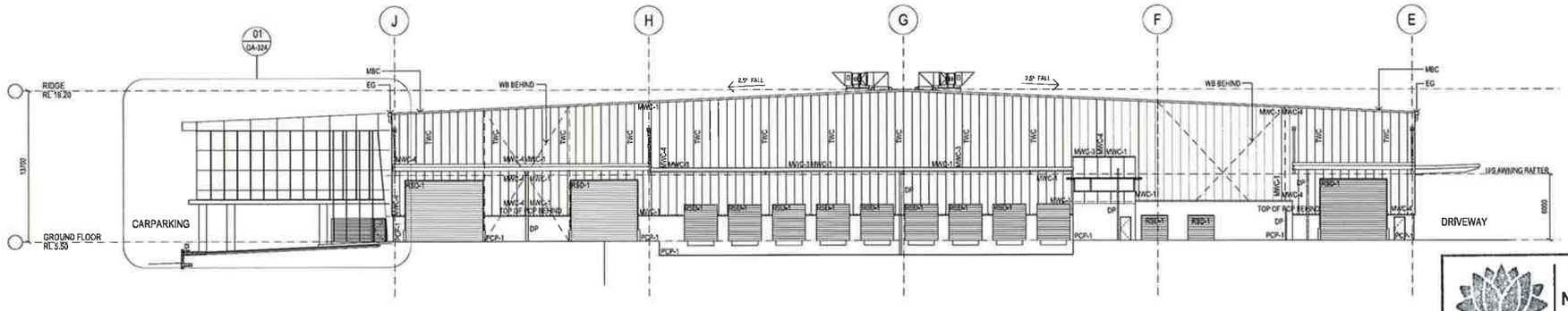


02 GA 301 EAST ELEVATION 1:200

NSW GOVERNMENT
Planning

*Issued under the Environmental Planning and Assessment Act 1979*

Approved Section 75W Modification Application

No. 3 granted on the 17/2/2016

in respect to MP 06_0191

Signed.....

Sheet No. 17 of 32

GENERAL NOTES

ALL ARCHITECTURAL DRAWINGS MUST BE READ IN CONJUNCTION WITH SURVEY, CIVIL, STRUCTURAL, MECHANICAL, ELECTRICAL & HYDRAULIC DRAWINGS & SPECIFICATIONS, BCA, DSA, SECTION J TREE AND ACOUSTIC REPORTS, AND ANY ADDITIONAL INSTRUCTION / INFORMATION SUPPLIED DURING THE COURSE OF CONSTRUCTION

THESE DESIGNS, PLANS & SPECIFICATIONS AND THE COPYRIGHT THEREIN ARE THE PROPERTY OF THE ARCHITECT AND MUST NOT BE USED, REPRODUCED OR COPIED WHOLLY OR IN PART WITHOUT THE WRITTEN PERMISSION OF THIS OFFICE.

FIGURED DIMENSIONS TO BE USED IN PREFERENCE TO SCALING. ALL DIMENSIONS TO BE CHECKED ON SITE

THIS DOCUMENT NOT TO BE USED FOR CONSTRUCTION UNLESS SIGNED & ISSUED FOR CONSTRUCTION

| ISSUE | REV. | DESCRIPTION | DATE |
|---|---|---|---|
| | F | ISSUE FOR S.96 APPLICATION | 25.03.2015 |

SBA ARCHITECTS
Suite 702, 83 Mount Street, North Sydney NSW 2060
T 02 9929 9988 F 02 9929 8899
E info@sbaarch.com.au W www.sbaarch.com.au

CLIENT: Goodman TOLL

BUILDER: RICHARD CROOKES CONSTRUCTIONS

PROJECT: PORT BOTANY INDUSTRIAL ESTATE
MCPHERSON STREET, BOTANY, NSW. 2019.

TITLE: WHB ELEVATIONS SHEET 1

| | | | |
|---|---|---|---|
| DATE | 25.03.2015 | PROJECT No. | 15113 |
| SCALE | 1:200 @ B1 | | |
| DRAWN | SBA | | |
| CHECKED | | DWG No. | GA - 320 |
| APPROVED | | ISSUE | F |

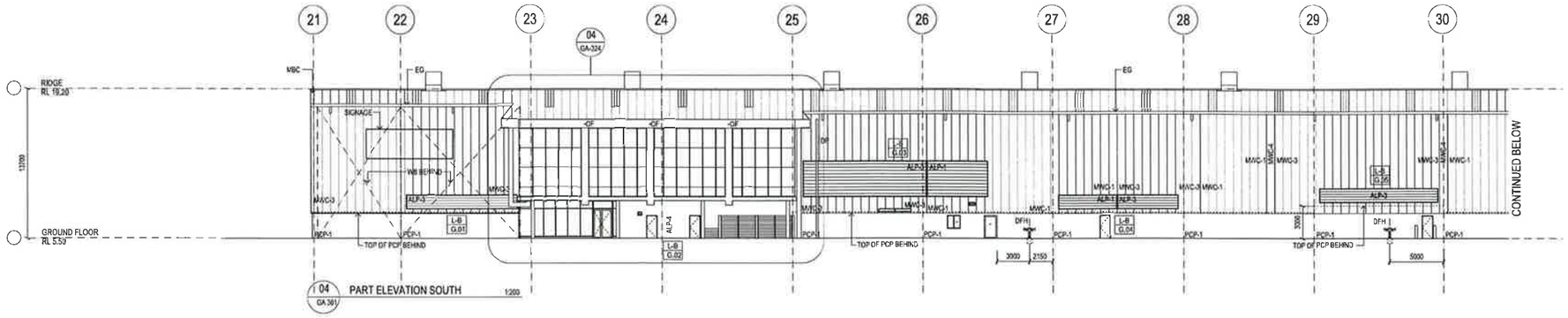


04 GA 301 PART ELEVATION SOUTH 1:200

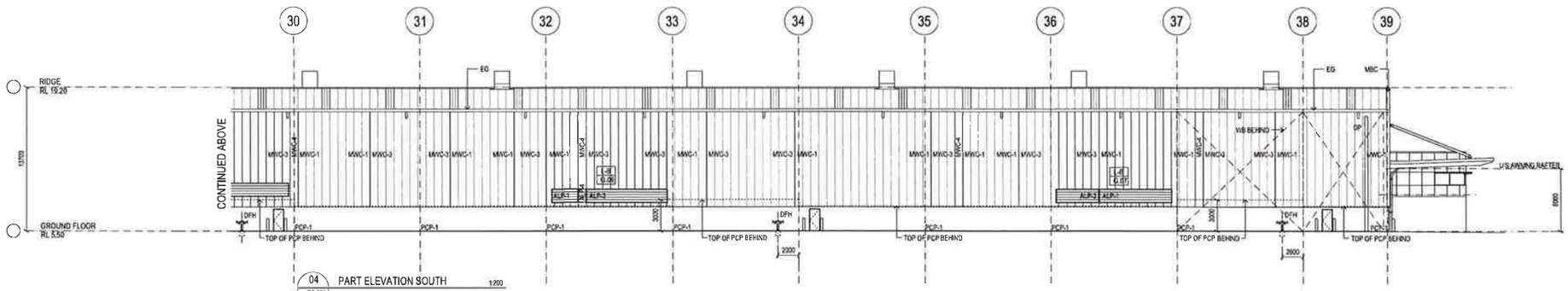


04 GA 301 PART ELEVATION SOUTH 1:200

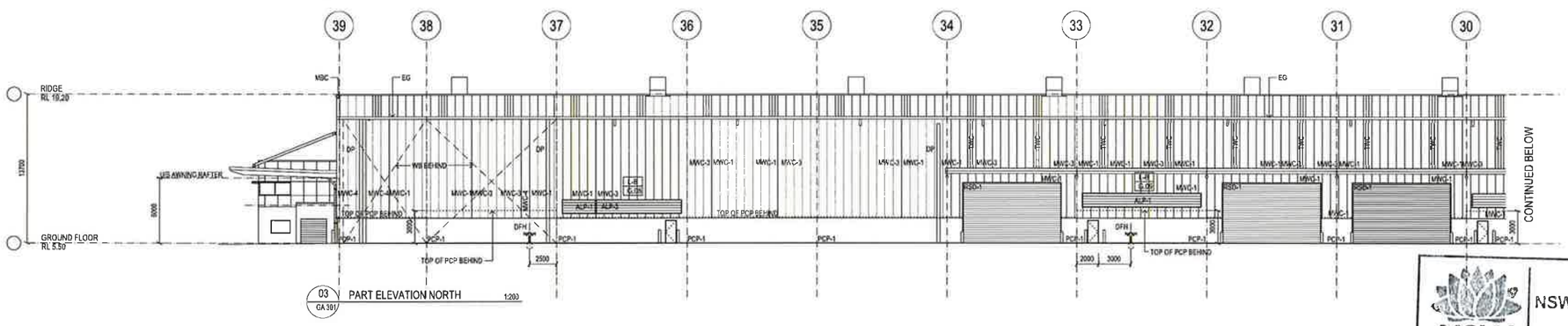


03 GA 301 PART ELEVATION NORTH 1:200

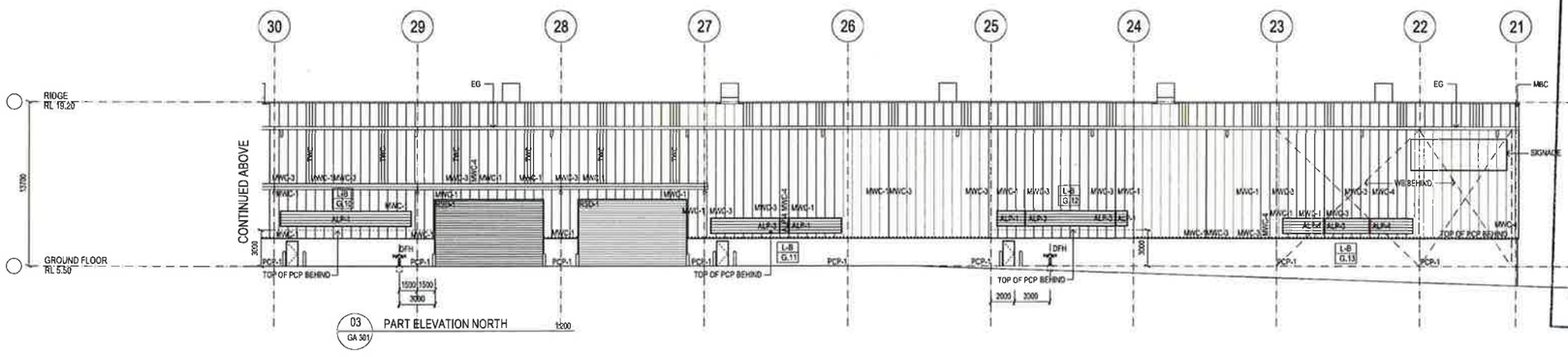


03 GA 301 PART ELEVATION NORTH 1:200

## EXTERNAL FINISHES LEGEND

| | |
|---|---|
| MWC-1 | PROFILED METAL CLADDING - COLORBOND "SHALE GREY" |
| MWC-2 | PROFILED METAL CLADDING - COLORBOND "GOODMAN GREEN" |
| MWC-3 | PROFILED METAL CLADDING - COLORBOND "WINDSPRAY" |
| MWC-4 | PROFILED METAL CLADDING - COLORBOND "MONUMENT" |
| MWF-1 | METAL FLASHING - COLORBOND - COLORBOND "MONUMENT" |
| PCP-1 | PRECAST CONCRETE PAINT FINISH - DULUX COLOUR TO MATCH COLOURBOND "MONUMENT" |
| DPF-1 | PAINT FINISH TO MATCH COLORBOND "MONUMENT" |
| RSD-1 | PAINT FINISH TO MATCH COLORBOND "SHALE GREY" |
| CONC-P1 | CONC. COLUMN RENDER AND PAINT FINISH - DULUX "BLACK" - TBC |
| ALC-1 | COMPOSITE ALUMINIUM - ALUCOBOND "METALIC DARK GREY" |
| ALC-2 | COMPOSITE ALUMINIUM - ALUCOBOND "SMOKE SILVER METALIC" |
| ALC-3 | ALUMINIUM BLADE - POWDERCOAT FINISH - COLOUR "TBC" |
| ALP-1 | ALUMINIUM LOUVER - POWDWERCOAT FINISH - COLOUR TO MATCH COLORBOND "SHALE GR |
| ALP-2 | ALUMINIUM LOUVER - POWDWERCOAT FINISH - COLOUR TO MATCH COLORBOND "WINDSPRA |
| ALP-3 | ALUMINIUM LOUVER - POWDWERCOAT FINISH - COLOUR TO MATCH COLORBOND "MONUMEN |
| ALP-4 | ALUMINIUM LOUVER - POWDERCOAT FINISH - COLOUR "TBC" |
| GL-1 | CLEAR SINGLE GLAZING WITH GLAZAGS VALUES (TBC) |
| GL-2 | CLEAR SINGLE GLAZING SPANDREL PANEL WITH LAMINATED COLOUR BACK GLASS |
| W-PC | ALUMINIUM WINDOW FRAME - POWDERCOAT FINISH |

NSW GOVERNMENT
Planning

*Issued under the Environmental Planning and Assessment Act 1979*

Approved Section 75W Modification Application

No. 3 granted on the 17/2/2016

in respect to MP 06_0191

Signed

Sheet No. 18 of 32

GENERAL NOTES

ALL ARCHITECTURAL DRAWINGS MUST BE READ IN CONJUNCTION WITH SURVEY, CIVIL, STRUCTURAL, MECHANICAL, ELECTRICAL & HYDRAULIC DRAWINGS & SPECIFICATIONS, BCA, DDA, SECTION J FIRE AND ACOUSTIC REPORTS, AND ANY ADDITIONAL INSTRUCTION / INFORMATION SUPPLIED DURING THE COURSE OF CONSTRUCTION

THESE DESIGNS, PLANS & SPECIFICATIONS AND THE COPYRIGHT THEREIN ARE THE PROPERTY OF THE ARCHITECT AND MUST NOT BE USED, REPRODUCED OR COPIED WHOLLY OR IN PART WITHOUT THE WRITTEN PERMISSION OF THE OFFICE.

FIGURED DIMENSIONS TO BE USED IN PREFERENCE TO SCALING. ALL DIMENSIONS TO BE CHECKED ON SITE

THIS DOCUMENT NOT TO BE USED FOR CONSTRUCTION UNLESS SIGNED & ISSUED FOR CONSTRUCTION

| ISSUE | REV. | DESCRIPTION | DATE |
|---|---|---|---|
| | H | ISSUE FOR S.96 APPLICATION | 25.08.2015 |

SBA ARCHITECTS
Suite 702, 83 Mount Street, North Sydney NSW 2060
02 9929 9988 | 02 9929 6899
info@sbaarch.com.au | www.sbaarch.com.au

CLIENT: Goodman TOLL

BUILDER: RICHARD CROOKES CONSTRUCTIONS

PROJECT: PORT BOTANY INDUSTRIAL ESTATE
MCPHERSON STREET, BOTANY, NSW, 2019.

TITLE: WHB ELEVATIONS SHEET 2

| | |
|---|---|
| DATE | 25.03.2015 |
| SCALE | 1:200 @ B1 |
| DRAWN | SBA |
| CHECKED | |
| APPROVED | |
| PROJECT No. | 15113 |
| DWG No. | GA - 321 |
| ISSUE | H |

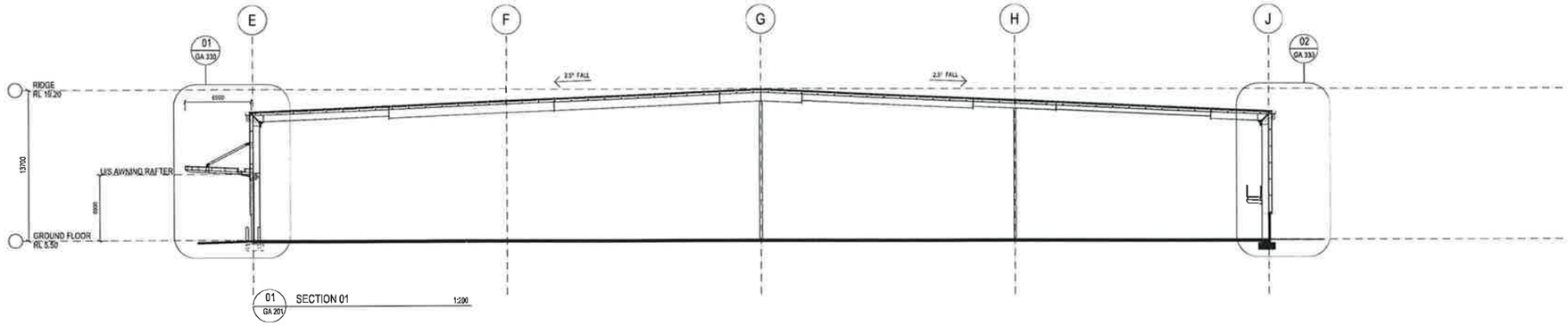


01 GA 201 SECTION 01 1:200

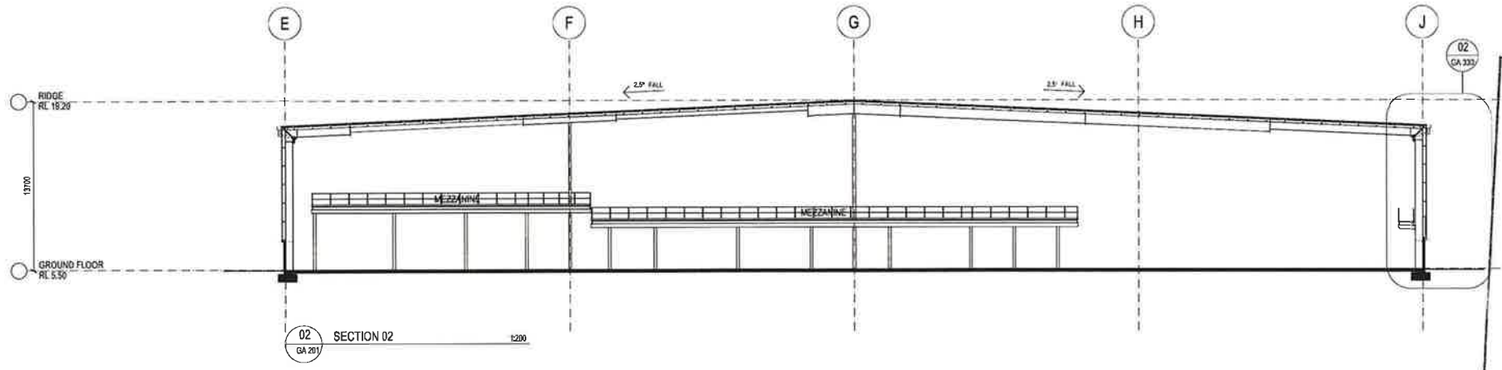


02 GA 201 SECTION 02 1:200

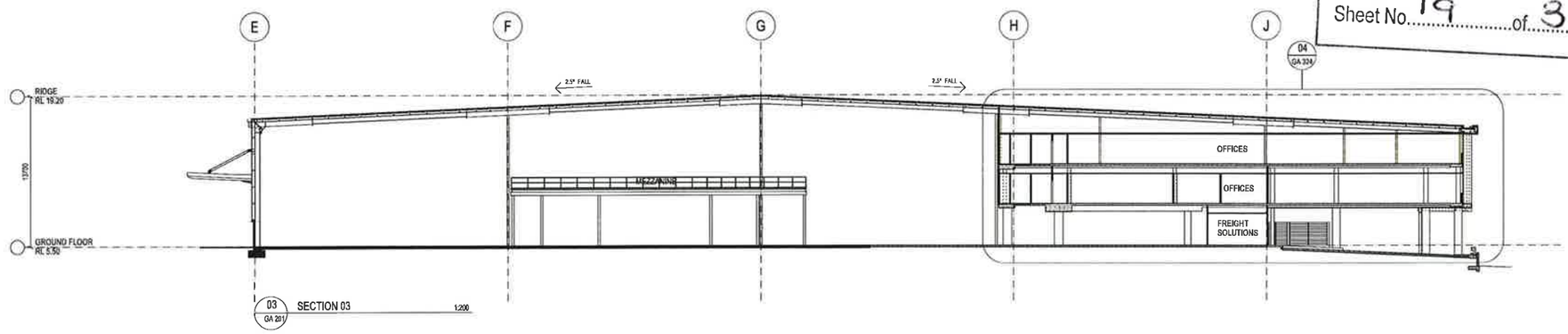


03 GA 201 SECTION 03 1:200

NSW GOVERNMENT
Planning

*Issued under the Environmental Planning and Assessment Act 1979*

Approved Section 75W Modification Application

No. 3 granted on the 17/2/2016

in respect to MP 06_0191

Signed.....

Sheet No. 19 of 32

GENERAL NOTES

ALL ARCHITECTURAL DRAWINGS MUST BE READ IN CONJUNCTION WITH SURVEY, CIVIL, STRUCTURAL, MECHANICAL, ELECTRICAL & HYDRAULIC DRAWINGS & SPECIFICATIONS, BCA, DDA, SECTION J FIRE AND ACOUSTIC REPORTS, AND ANY ADDITIONAL INSTRUCTION / INFORMATION SUPPLIED DURING THE COURSE OF CONSTRUCTION

THESE DESIGNS, PLANS & SPECIFICATIONS AND THE COPYRIGHT THEREIN ARE THE PROPERTY OF THE ARCHITECT AND MUST NOT BE USED, REPRODUCED OR COPIED WHOLLY OR IN PART WITHOUT THE WRITTEN PERMISSION OF THIS OFFICE.

ISSUED DIMENSIONS TO BE USED IN PREFERENCE TO SCALING. ALL DIMENSIONS TO BE CHECKED ON SITE

THIS DOCUMENT NOT TO BE USED FOR CONSTRUCTION UNLESS SIGNED & ISSUED FOR CONSTRUCTION

| ISSUE | REV. | DESCRIPTION | DATE |
|---|---|---|---|
| F | | ISSUE FOR S.96 APPLICATION | 25.08.2015 |
| E | | ISSUE FOR CONSTRUCTION | 14.08.15 |
| D | | ISSUE FOR COORDINATION | 10.06.15 |
| | 2 | Structure, downpipes amended | |
| | 1 | Walkway revised | |
| C | | ISSUE FOR CC1 | 29.05.15 |
| B | | ISSUE FOR COORDINATION | 22.05.15 |
| | 1 | Structure coordinated, tags added - general | |
| A | | ISSUE FOR CC1 | 15.05.15 |
| | 1 | Section J & 3 added | |
| P3 | | PRELIMINARY ISSUE<br>Dimension of awning height added | 12.05.15 |

SBA ARCHITECTS
Suite 702, 83 Mount Street, North Sydney NSW 2060
T 02 9929 9968 F 02 9929 8889
info@sbaarch.com.au www.sbaarch.com.au

CLIENT: Goodman + TOLL

BUILDER: RICHARD CROOKES CONSTRUCTIONS

PROJECT: PORT BOTANY INDUSTRIAL ESTATE
MCPHERSON STREET, BOTANY, NSW, 2019.

TITLE: WHB SECTIONS SHEET 1

| | |
|---|---|
| DATE | 25.03.2015 |
| SCALE | 1:200 @ B1 |
| DRAWN | SBA |
| CHECKED | |
| APPROVED | |

PROJECT No. 15113

DWG No. GA - 322

ISSUE F

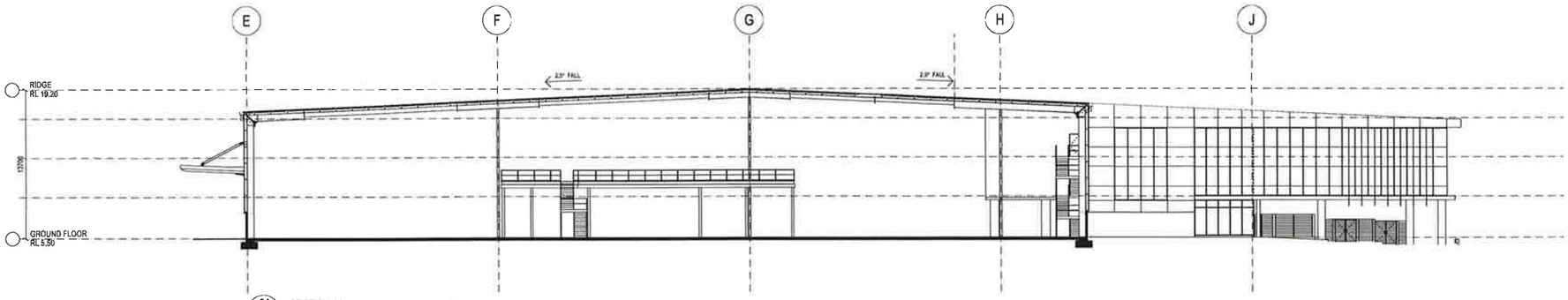


04 GA 201 SECTION 04 1:200

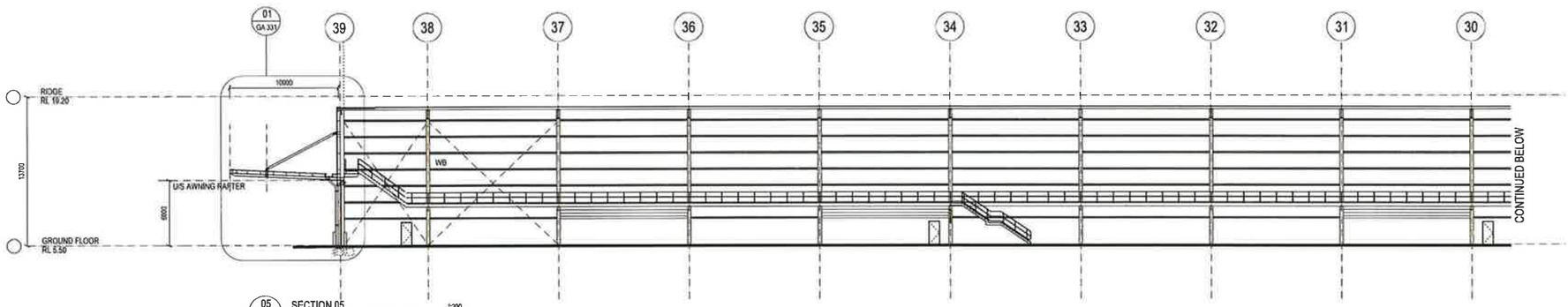


05 GA 301 SECTION 05 1:200

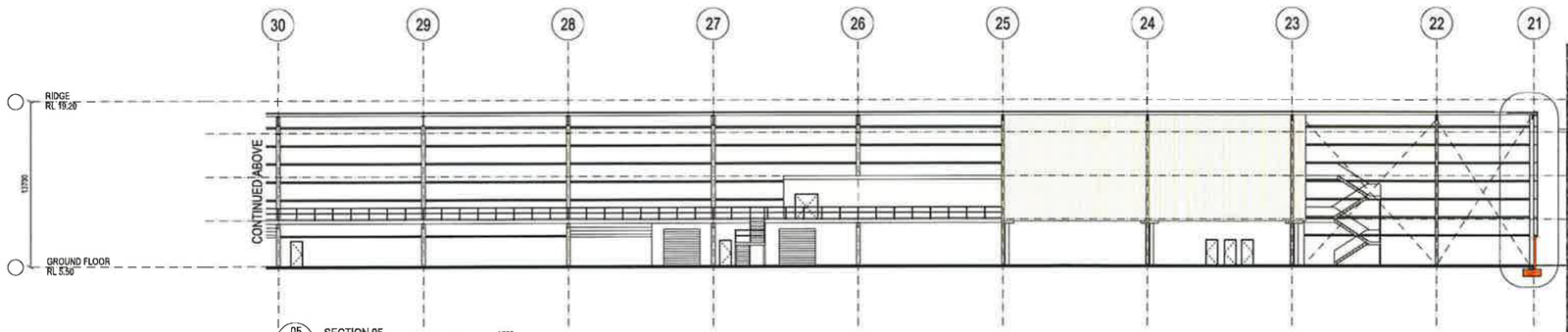


05 GA 301 SECTION 05 1:200

NSW GOVERNMENT
Planning

*Issued under the Environmental Planning and Assessment Act 1979*

Approved Section 75W Modification Application

No. 3 granted on the 17/2/2016

in respect to MP 06_0191

Signed

Sheet No. 20 of 32

GENERAL NOTES

ALL ARCHITECTURAL DRAWINGS MUST BE READ IN CONJUNCTION WITH SURVEY, CIVIL, STRUCTURAL, MECHANICAL, ELECTRICAL & HYDRAULIC DRAWINGS & SPECIFICATIONS; BCA, DDA, SECTION J FIRE AND ACOUSTIC REPORTS, AND ANY ADDITIONAL INSTRUCTION / INFORMATION SUPPLIED DURING THE COURSE OF CONSTRUCTION

THESE DESIGNS, PLANS & SPECIFICATIONS AND THE COPYRIGHT THEREIN ARE THE PROPERTY OF THE ARCHITECT AND MUST NOT BE USED, REPRODUCED OR COPIED WHOLLY OR IN PART WITHOUT THE WRITTEN PERMISSION OF THIS OFFICE.

FIGURED DIMENSIONS TO BE USED IN PREFERENCE TO SCALING. ALL DIMENSIONS TO BE CHECKED ON SITE

THIS DOCUMENT NOT TO BE USED FOR CONSTRUCTION UNLESS SIGNED & ISSUED FOR CONSTRUCTION

| ISSUE | REV. | DESCRIPTION | DATE |
|---|---|---|---|
| | F | ISSUE FOR S.96 APPLICATION | 25.08.2015 |

SBA ARCHITECTS
Suite 702, 83 Mount Street, North Sydney NSW 2060
T 02 9929 9988 F 02 9929 8890
E info@sbaarch.com.au W www.sbaarch.com.au

CLIENT: Goodman + TOLL

BUILDER: RICHARD CROOKES CONSTRUCTIONS

PROJECT: PORT BOTANY INDUSTRIAL ESTATE
MCPHERSON STREET, BOTANY. NSW. 2019.

TITLE: WHB SECTIONS SHEET 2

| | | | |
|---|---|---|---|
| DATE | 25.03.2015 | PROJECT No. | 15113 |
| SCALE | 1:200 @ B1 | | |
| DRAWN | SBA | | |
| CHECKED | | DWG No. | GA - 323 |
| APPROVED | | ISSUE | F |

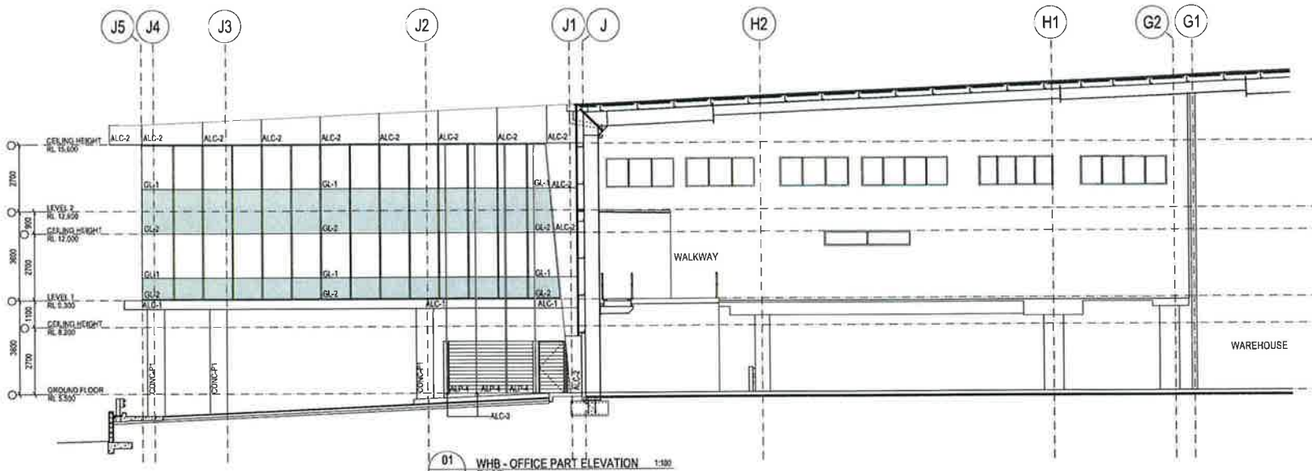


01 WHB - OFFICE PART ELEVATION EAST 1:100

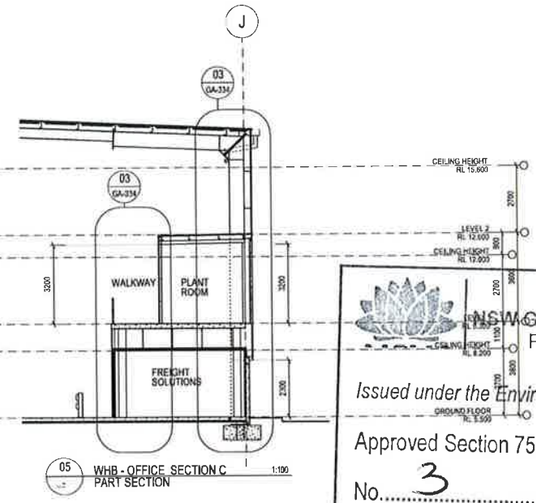


05 WHB - OFFICE SECTION C PART SECTION 1:100

## EXTERNAL FINISHES LEGEND

| | |
|---|---|
| MWC-1 | PROFILED METAL CLADDING - COLORBOND "SHALE GREY" |
| MWC-2 | PROFILED METAL CLADDING - COLORBOND "GOODMAN GREEN" |
| MWC-3 | PROFILED METAL CLADDING - COLORBOND "WINDSPRAY" |
| MWC-4 | PROFILED METAL CLADDING - COLORBOND "MONUMENT" |
| MWF-1 | METAL FLASHING - COLORBOND - COLORBOND "MONUMENT" |
| PCP-1 | PRECAST CONCRETE PAINT FINISH - DULUX COLOUR TO MATCH COLOURBOND "MONUMENT" |
| DPF-1 | PAINT FINISH TO MATCH COLORBOND "MONUMENT" |
| RSD-1 | PAINT FINISH TO MATCH COLORBOND "SHALE GREY" |
| CONC-P1 | CONC. COLUMN RENDER AND PAINT FINISH - DULUX "BLACK" - TBC |
| ALC-1 | COMPOSITE ALUMINIUM - ALUCOBOND "METALIC DARK GREY" |
| ALC-2 | COMPOSITE ALUMINIUM - ALUCOBOND "SMOKE SILVER METALIC" |
| ALC-3 | ALUMINIUM BLADE - POWDERCOAT FINISH - COLOUR "TBC" |
| ALP-1 | ALUMINIUM LOUVER - POWDWERCOAT FINISH - COLOUR TO MATCH COLORBOND "SHALE GREY" |
| ALP-2 | ALUMINIUM LOUVER - POWDWERCOAT FINISH - COLOUR TO MATCH COLORBOND "WINDSPRAY" |
| ALP-3 | ALUMINIUM LOUVER - POWDWERCOAT FINISH - COLOUR TO MATCH COLORBOND "MONUMENT" |
| ALP-4 | ALUMINIUM LOUVER - POWDERCOAT FINISH - COLOUR "TBC" |
| GL-1 | CLEAR SINGLE GLAZING WITH GLAZING VALUES (TBC) |
| GL-2 | CLEAR SINGLE GLAZING SPANDREL PANEL WITH LAMINATED COLOUR BACK GLASS |
| W-PC | ALUMINIUM WINDOW FRAME - POWDERCOAT FINISH |

NSW GOVERNMENT
Planning

*Issued under the Environmental Planning and Assessment Act 1979*

Approved Section 75W Modification Application

No. 3 granted on the 17/2/2016

in respect to MP 06_0191

Signed.....

Sheet No. 21 of 32

GLAZING SCHEDULE

DENOTES EXTENT OF SPANDREL GLASS PANELS WITH LAMINATED COLOUR BACK GLASS

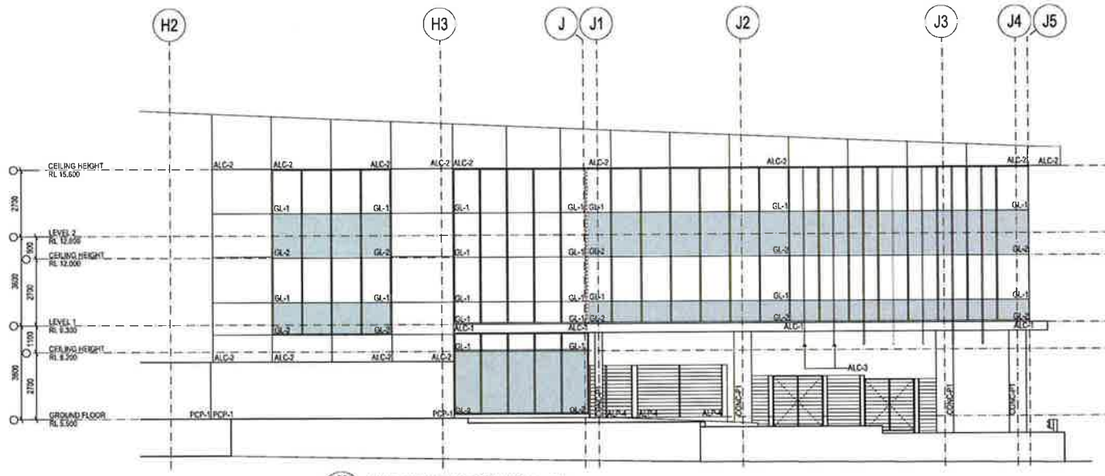


03 WHB - OFFICE PART ELEVATION WEST 1:100

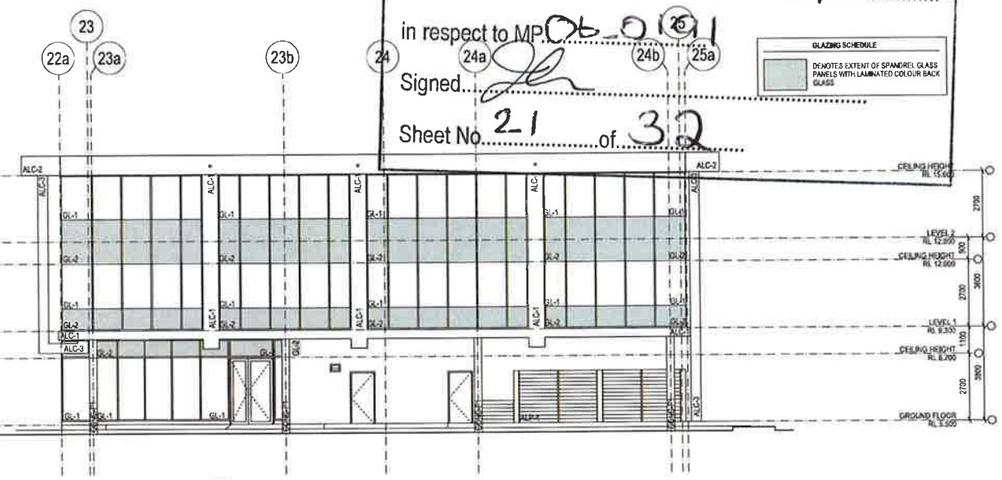


02 WHB - OFFICE PART ELEVATION SOUTH 1:100

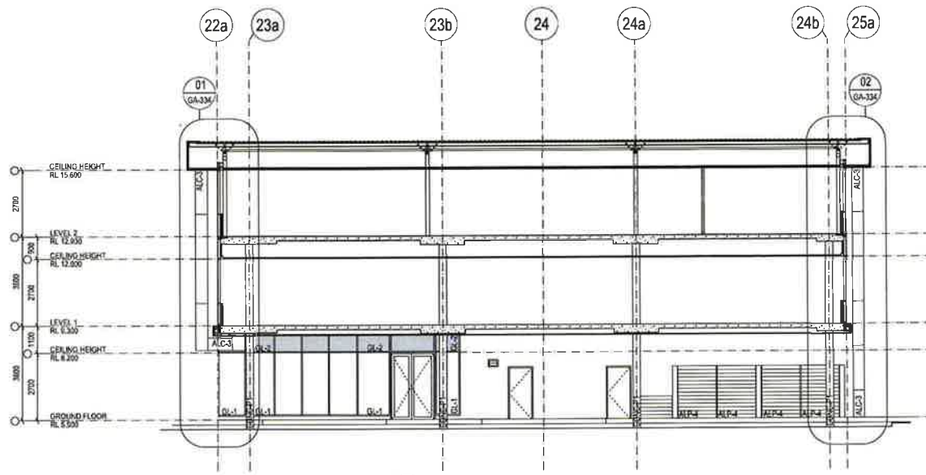


05 WHB - OFFICE SECTION B PART SECTION 1:100

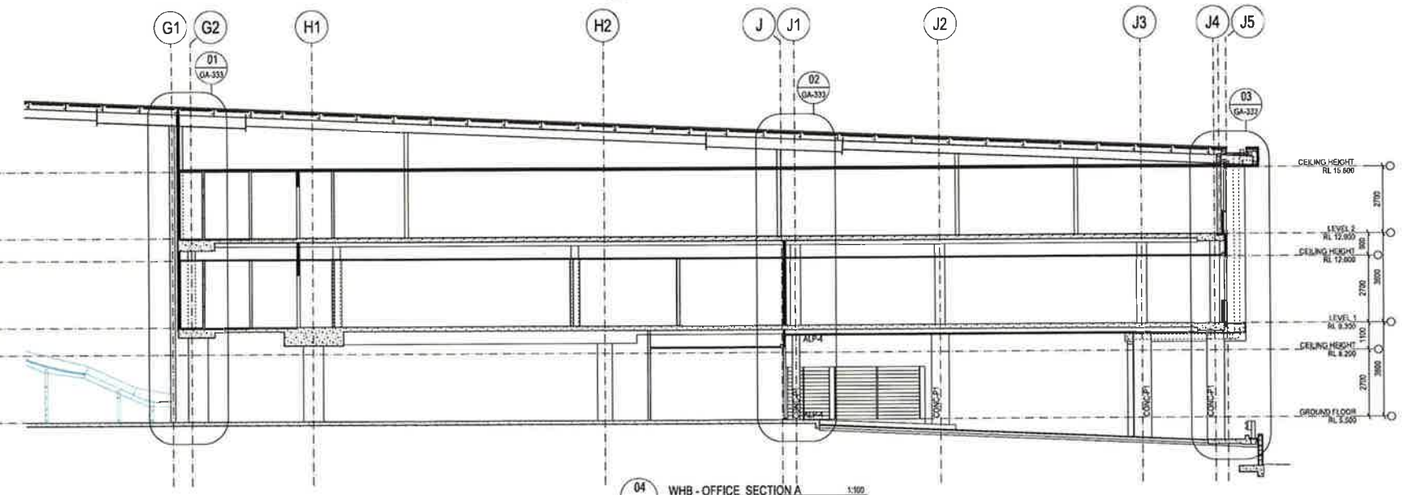


04 WHB - OFFICE SECTION A PART SECTION 1:100

GENERAL NOTES

ALL ARCHITECTURAL DRAWINGS MUST BE READ IN CONJUNCTION WITH SURVEY, CIVIL, STRUCTURAL, MECHANICAL, ELECTRICAL & HYDRAULIC DRAWINGS & SPECIFICATIONS; BCA, DDA, SECTION J FIRE AND ACOUSTIC REPORTS, AND ANY ADDITIONAL INSTRUCTION / INFORMATION SUPPLIED DURING THE COURSE OF CONSTRUCTION

THESE DESIGNS, PLANS & SPECIFICATIONS AND THE COPYRIGHT THEREIN ARE THE PROPERTY OF THE ARCHITECT AND MUST NOT BE USED, REPRODUCED OR COPIED WHOLLY OR IN PART WITHOUT THE WRITTEN PERMISSION OF THE OFFICE.

FIGURED DIMENSIONS TO BE USED IN PREFERENCE TO SCALING. ALL DIMENSIONS TO BE CHECKED ON SITE

THIS DOCUMENT NOT TO BE USED FOR CONSTRUCTION UNLESS SIGNED & ISSUED FOR CONSTRUCTION

| ISSUE | REV. | DESCRIPTION | DATE |
|---|---|---|---|
| | E | ISSUE FOR S.96 APPLICATION | 25.03.2015 |
| | D | ISSUE FOR CONSTRUCTION | 12.06.2015 |
| | 2 | East elevation revised to indicate internal office elevation | |
| | 1 | Col enclosure added, mech. louvres revised to match mech. eng's dwgs | |
| | C | ISSUE FOR CONSTRUCTION | 07.06.2015 |
| | 1 | General revision | |

SBA ARCHITECTS
Suite 702, 83 Mount Street, North Sydney NSW 2060
T 02 9929 9988 F 02 9929 8899
E info@sbaarch.com.au W www.sbaarch.com.au

CLIENT: Goodman TOLL

BUILDER: RICHARD CROOKES CONSTRUCTIONS

PROJECT: PORT BOTANY INDUSTRIAL ESTATE
MCPHERSON STREET, BOTANY, NSW, 2019.

TITLE: WB OFFICE - DETAILED ELEVATIONS & SECTIONS

| | |
|---|---|
| DATE | 25.03.2015 |
| SCALE | 1:100 @ B1 |
| DRAWN | SBA |
| CHECKED | |
| APPROVED | |

PROJECT No. 15113

DWG No. GA - 324 ISSUE E

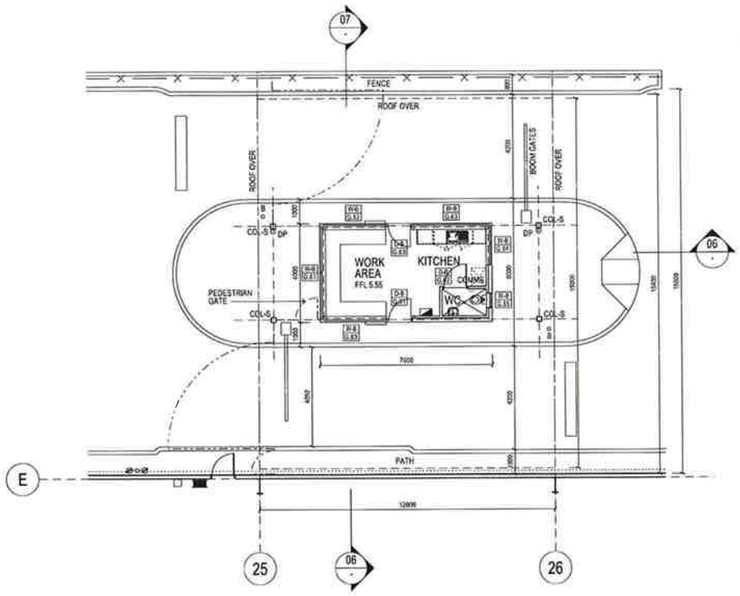


01 GATEHOUSE FLOOR PLAN 1:100

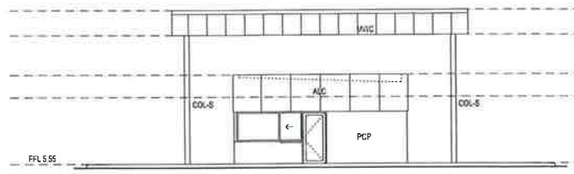


02 GATEHOUSE SOUTH ELEVATION 1:100

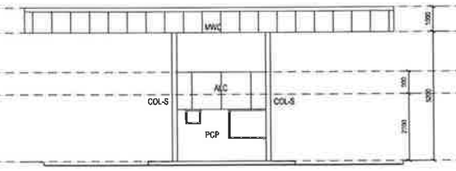


04 GATEHOUSE EAST ELEVATION 1:100

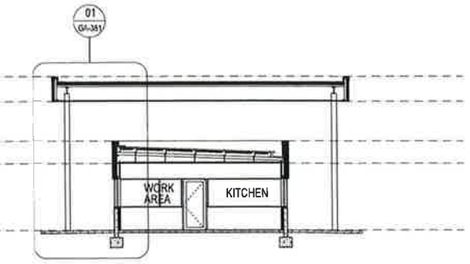


02 GATEHOUSE SECTION AA 1:100

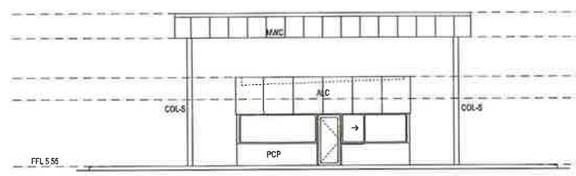


03 GATEHOUSE NORTH ELEVATION 1:100

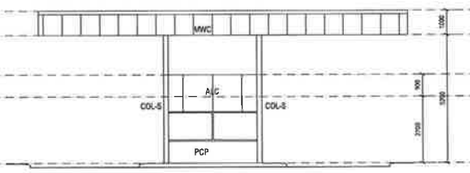


05 GATEHOUSE WEST ELEVATION 1:100

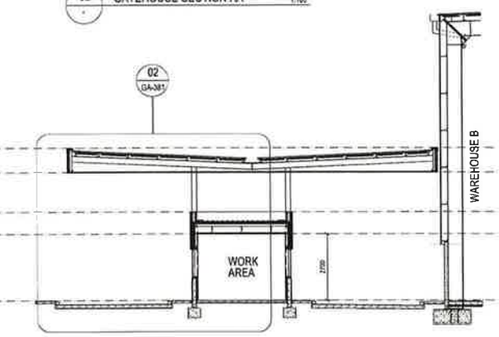


07 GATEHOUSE SECTION BB 1:100

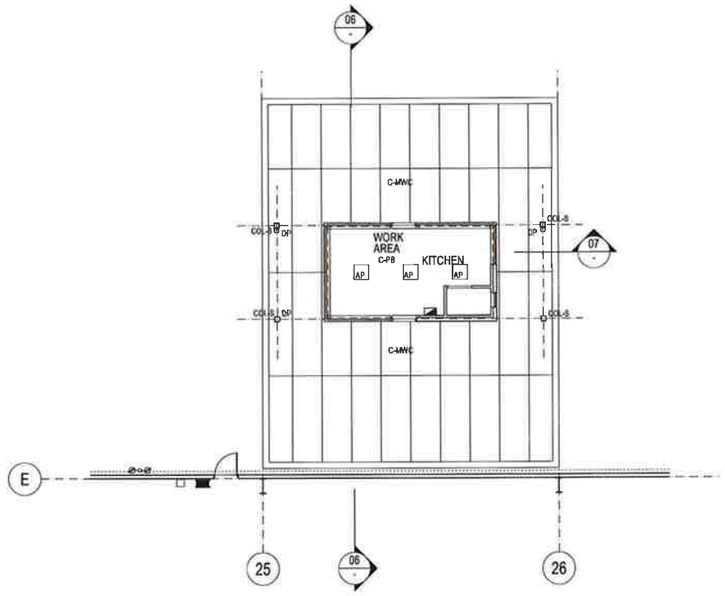


08 GATEHOUSE REFLECTED CEILING PLAN 1:100

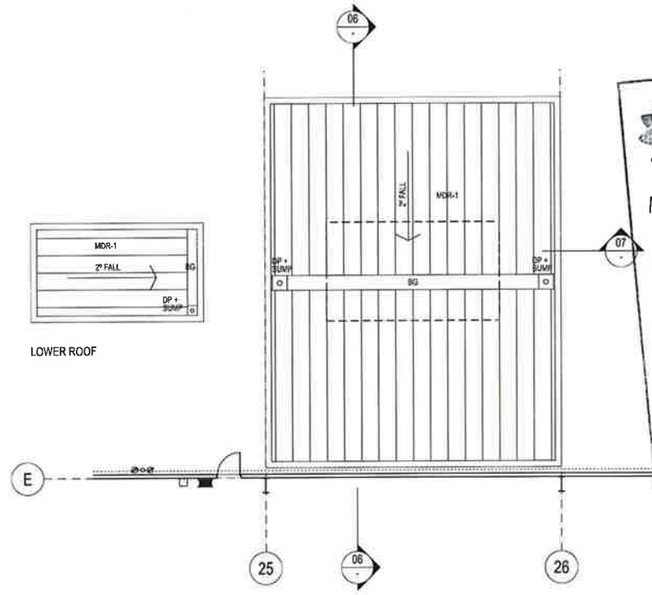


LOWER ROOF

09 GATEHOUSE ROOF PLANS 1:100

NSW GOVERNMENT
Planning

*Issued under the Environmental Planning and Assessment Act 1979*

Approved Section 75W Modification Application

No. 3 granted on the 17/2/2016

in respect to MP 06_0191

Signed.....

Sheet No. 22 of 32

08 LPG AWNING PLAN 1:100

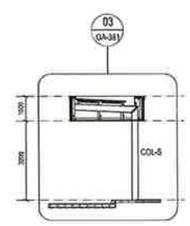


10 LPG AWNING SECTION AA 1:100

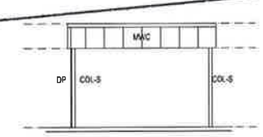


11 LPG AWNING WEST ELEVATION 1:100

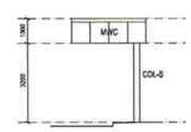


12 LPG AWNING SOUTH ELEVATION 1:100

GENERAL NOTES

ALL ARCHITECTURAL DRAWINGS MUST BE READ IN CONJUNCTION WITH SURVEY, CIVIL, STRUCTURAL, MECHANICAL, ELECTRICAL & HYDRAULIC DRAWINGS & SPECIFICATIONS; BCA, DDA, SECTION J FIRE AND ACOUSTIC REPORTS, AND ANY ADDITIONAL INSTRUCTION / INFORMATION SUPPLIED DURING THE COURSE OF CONSTRUCTION

THESE DESIGNS, PLANS & SPECIFICATIONS AND THE COPYRIGHT THEREIN ARE THE PROPERTY OF THE ARCHITECT AND MUST NOT BE LOSTD, REPRODUCED OR COPIED WHOLLY OR IN PART WITHOUT THE WRITTEN PERMISSION OF THIS OFFICE.

FIGURED DIMENSIONS TO BE USED IN PREFERENCE TO SCALING. ALL DIMENSIONS TO BE CHECKED ON SITE

THIS DOCUMENT NOT TO BE USED FOR CONSTRUCTION UNLESS SIGNED & ISSUED FOR CONSTRUCTION

| ISSUE | REV. | DESCRIPTION | DATE |
|---|---|---|---|
| | E | ISSUE FOR S.96 APPLICATION | 25.08.2015 |

SBA ARCHITECTS
Suite 702, 83 Mount Street, North Sydney NSW 2060
T 02 9929 0888 F 02 9929 8899
E info@sbaarch.com.au W www.sbaarch.com.au

CLIENT: Goodman

BUILDER: RICHARD CROOKES CONSTRUCTIONS

PROJECT: PORT BOTANY INDUSTRIAL ESTATE
MCPHERSON STREET, BOTANY, NSW, 2019.

TITLE: GATEHOUSE & LPG AWNING DETAILS

| | | | |
|---|---|---|---|
| DATE | 25.03.2015 | PROJECT No. | 15113 |
| SCALE | 1:100 @ B1 | | |
| DRAWN | SBA | | |
| CHECKED | | DWG No. | GA-380 |
| APPROVED | | ISSUE | E |

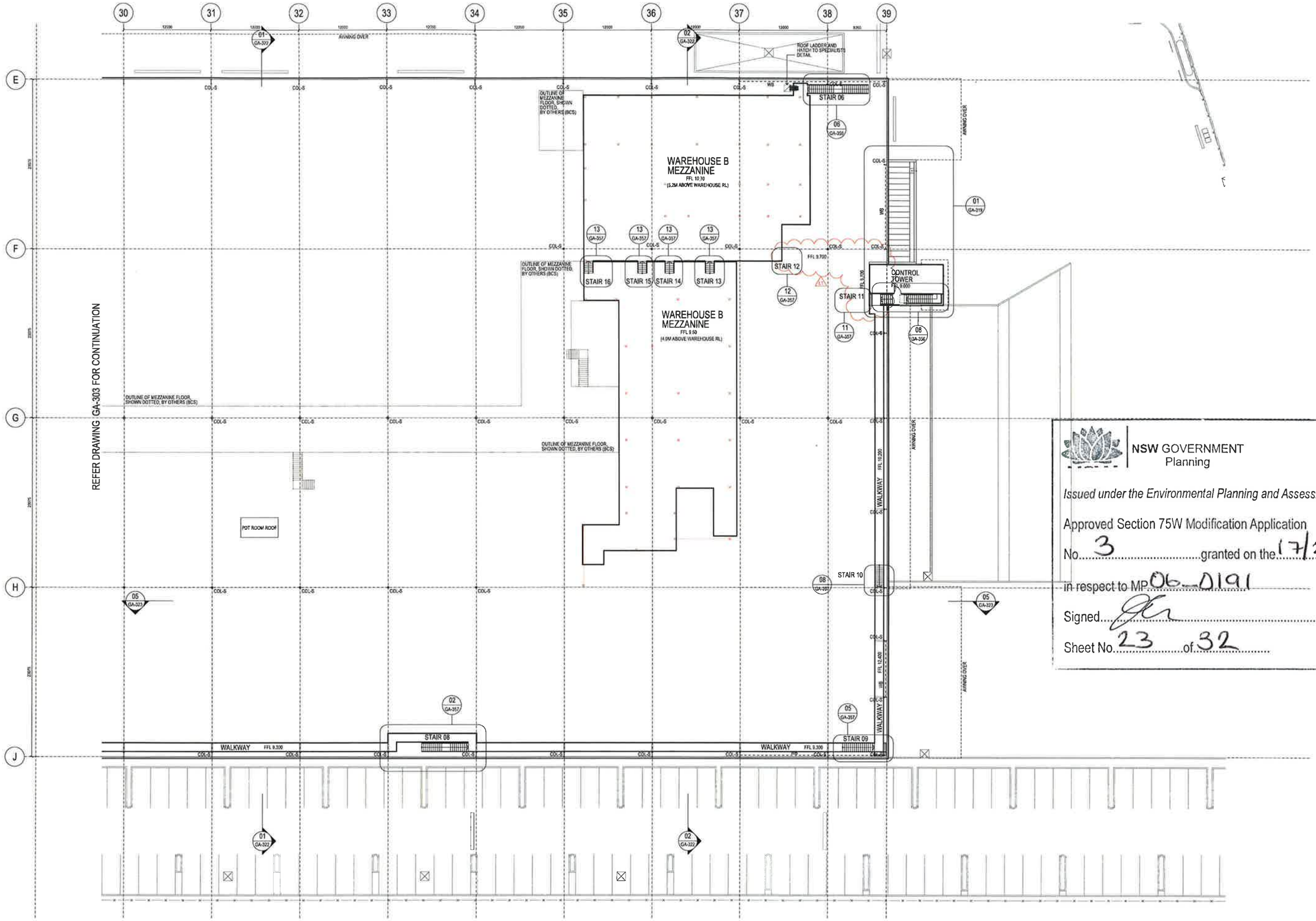


NSW GOVERNMENT
Planning

*Issued under the Environmental Planning and Assessment Act 1979*

Approved Section 75W Modification Application

No. 3 granted on the 17/2/2016

in respect to MP 06_0191

Signed.....

Sheet No. 23 of 32

GENERAL NOTES

ALL ARCHITECTURAL DRAWINGS MUST BE READ IN CONJUNCTION WITH SURVEY, CIVIL, STRUCTURAL, MECHANICAL, ELECTRICAL & HYDRAULIC DRAWINGS & SPECIFICATIONS: BCA, DDA, SECTION J FIRE AND ACOUSTIC REPORTS, AND ANY ADDITIONAL INSTRUCTION / INFORMATION SUPPLIED DURING THE COURSE OF CONSTRUCTION

THESE DESIGNS, PLANS & SPECIFICATIONS AND THE COPYRIGHT THEREIN ARE THE PROPERTY OF THE ARCHITECT AND MUST NOT BE USED, REPRODUCED OR COPIED WHOLLY OR IN PART WITHOUT THE WRITTEN PERMISSION OF THIS OFFICE.

FIGURED DIMENSIONS TO BE USED IN PREFERENCE TO SCALING. ALL DIMENSIONS TO BE CHECKED ON SITE

THIS DOCUMENT NOT TO BE USED FOR CONSTRUCTION UNLESS SIGNED & ISSUED FOR CONSTRUCTION

| ISSUE | REV. | DESCRIPTION | DATE |
|---|---|---|---|
| L | 1 | RE-ISSUE FOR SECTION 96 APPLICATION<br>Walkway deleted | 10.09.2015 |
| K | 1 | ISSUE FOR S 96 APPLICATION<br>Addition of truck wash<br>Revision of control tower and addition of associated store rooms<br>Revision to car parking areas 01 | 25.08.2015 |
| J | | ISSUED FOR CONSTRUCTION<br>Extent of mezzanine amended | 14.08.2015 |
| H | | ISSUED FOR CONSTRUCTION<br>Stair 06 relocated, revised | 31.07.2015 |
| G | 1 | ISSUED FOR COORDINATION<br>Stairs and lifts revised | 22.07.2015 |

SBA ARCHITECTS
Suite 702, 83 Mount Street, North Sydney NSW 2060
T 02 9929 9988 F 02 9929 8899
E info@sbearch.com.au W www.sbearch.com.au

CLIENT: Goodman TOLL

BUILDER: RICHARD CROOKES CONSTRUCTIONS

PROJECT: PORT BOTANY INDUSTRIAL ESTATE
MCPHERSON STREET, BOTANY, NSW, 2019.

TITLE: WHB MEZZANINE PLAN PART 02

| | |
|---|---|
| DATE | 25.03.2015 |
| SCALE | 1:200 @ B1 |
| DRAWN | SBA |
| CHECKED | |
| APPROVED | |

PROJECT No. 15113

DWG No. GA - 304 ISSUE L

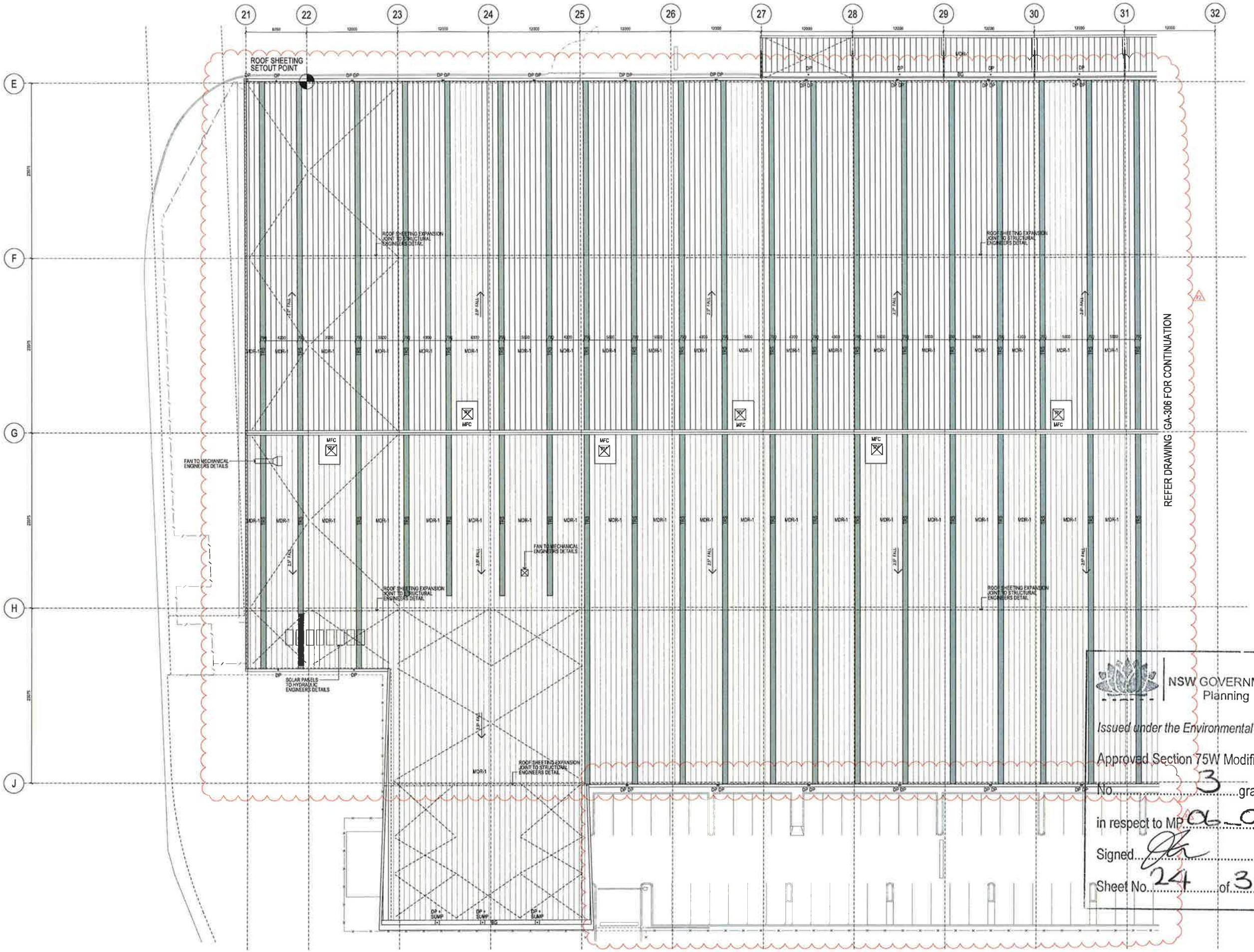


NSW GOVERNMENT
Planning

*Issued under the Environmental Planning and Assessment Act 1979*

Approved Section 75W Modification Application

No. 3 granted on the 17/2/2016

in respect to MP 06_0191

Signed.....

Sheet No. 24 of 32

GENERAL NOTES

ALL ARCHITECTURAL DRAWINGS MUST BE READ IN CONJUNCTION WITH SURVEY, CIVIL, STRUCTURAL, MECHANICAL, ELECTRICAL & HYDRAULIC DRAWINGS & SPECIFICATIONS, BCA, DDA, SECTION J FIRE AND ACOUSTIC REPORTS, AND ANY ADDITIONAL INSTRUCTION / INFORMATION SUPPLIED DURING THE COURSE OF CONSTRUCTION

THESE DESIGNS, PLANS & SPECIFICATIONS AND THE COPYRIGHT THEREIN ARE THE PROPERTY OF THE ARCHITECT AND MUST NOT BE USED, REPRODUCED OR COPIED WHOLLY OR IN PART WITHOUT THE WRITTEN PERMISSION OF THIS OFFICE.

FIGURED DIMENSIONS TO BE USED IN PREFERENCE TO SCALING. ALL DIMENSIONS TO BE CHECKED ON SITE

THIS DOCUMENT NOT TO BE USED FOR CONSTRUCTION UNLESS SIGNED & ISSUED FOR CONSTRUCTION

| ISSUE | REV. | DESCRIPTION | DATE |
|---|---|---|---|
| F | | ISSUE FOR S.96 APPLICATION | 25.04.2016 |
| | 2 | TRS sheets relocated | |
| | 1 | Revision to car parking areas 01 | |
| E | | ISSUED FOR CONSTRUCTION | 14.08.2015 |
| D | | ISSUED FOR COORDINATION | 06.07.2015 |
| | 5 | Mech fans added | |
| | 4 | Solar panels added | |
| | 3 | DPs added - general | |
| | 2 | Roof sheeting layout revised - general | |
| | 1 | Roof vents relocated | |
| C | | ISSUED FOR COORDINATION | 10.06.2015 |
| | 2 | Structural tracing added - general | |
| | 1 | Roof vents amended | |

SBA ARCHITECTS
Suite 702, 83 Mount Street, North Sydney NSW 2060
T 02 9929 9968 F 02 9929 8699
E info@sbearch.com.au W www.sbearch.com.au

CLIENT: Goodman + TOLL

BUILDER: RICHARD CROOKES CONSTRUCTIONS

PROJECT: PORT BOTANY INDUSTRIAL ESTATE
MCPHERSON STREET, BOTANY, NSW, 2019.

TITLE: WHB ROOF PLAN PART 01

| | | | |
|---|---|---|---|
| DATE | 25.03.2015 | PROJECT No | 15113 |
| SCALE | 1:200 @ B1 | | |
| DRAWN | SBA | | |
| CHECKED | | DWG No | ISSUE |
| APPROVED | | GA - 305 | F |

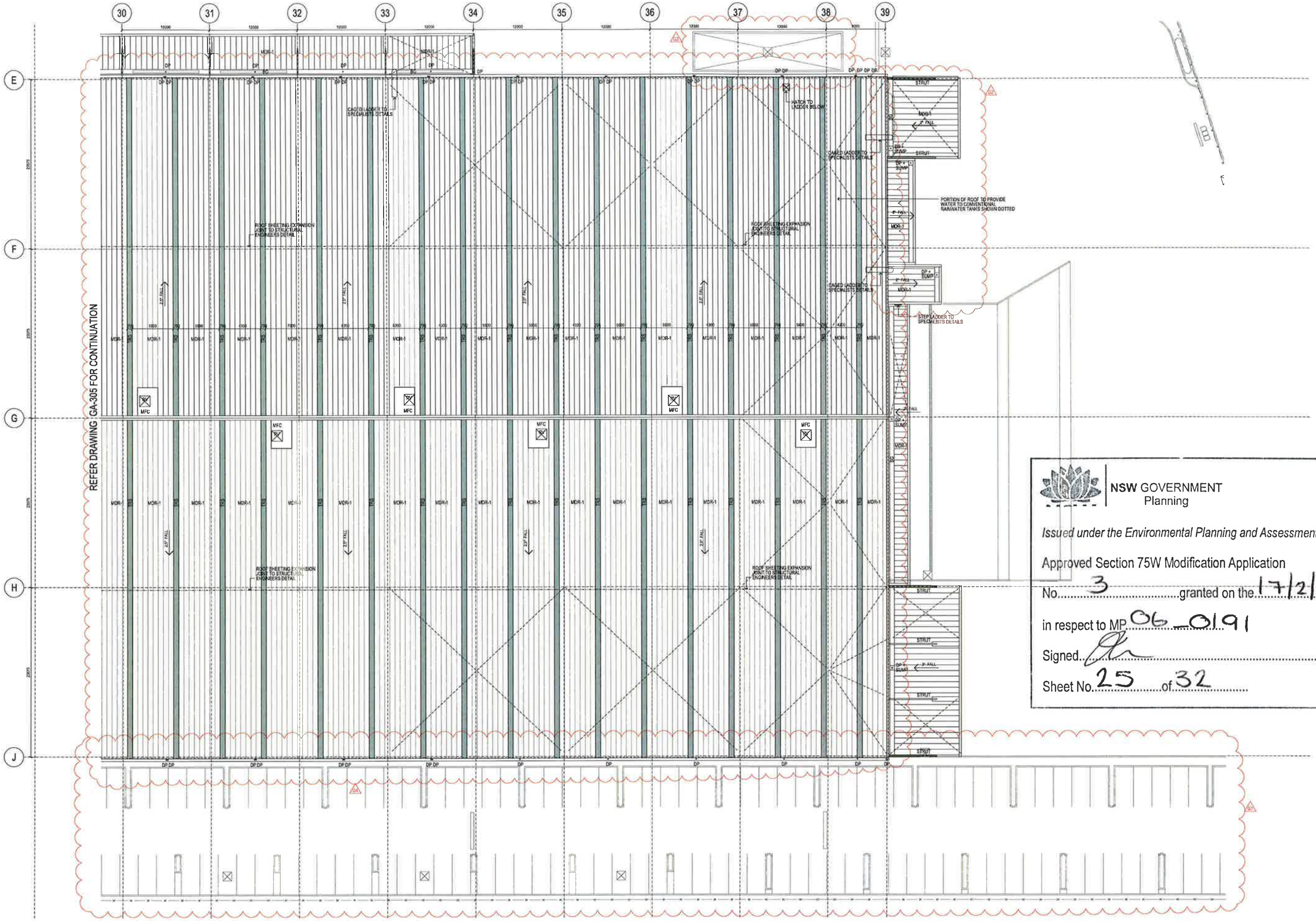


NSW GOVERNMENT
Planning

*Issued under the Environmental Planning and Assessment Act 1979*

Approved Section 75W Modification Application

No. 3 granted on the 17/2/2016

in respect to MP 06_0191

Signed.

Sheet No. 25 of 32

GENERAL NOTES

ALL ARCHITECTURAL DRAWINGS MUST BE READ IN CONJUNCTION WITH SURVEY, CIVIL, STRUCTURAL, MECHANICAL, ELECTRICAL & HYDRAULIC DRAWINGS & SPECIFICATIONS; BCA, DDA, SECTION J FIRE AND ACOUSTIC REPORTS, AND ANY ADDITIONAL INSTRUCTION / INFORMATION SUPPLIED DURING THE COURSE OF CONSTRUCTION

THESE DESIGNS, PLANS & SPECIFICATIONS AND THE COPYRIGHT THEREIN ARE THE PROPERTY OF THE ARCHITECT AND MUST NOT BE USED, REPRODUCED OR COPIED WHOLLY OR IN PART WITHOUT THE WRITTEN PERMISSION OF THIS OFFICE.

FIGURED DIMENSIONS TO BE USED IN PREFERENCE TO SCALING. ALL DIMENSIONS TO BE CHECKED ON SITE

THIS DOCUMENT NOT TO BE USED FOR CONSTRUCTION UNLESS SIGNED & ISSUED FOR CONSTRUCTION

| ISSUE | REV. | DESCRIPTION | DATE |
|---|---|---|---|
| G | | ISSUE FOR S.96 APPLICATION | 25.03.2015 |
| | 4 | TPS pipework relocated | |
| | 3 | Addition of truck wash | |
| | 2 | Revision of control tower and addition of associated store rooms | |
| | 1 | Revision to car parking area 02 | |
| F | | ISSUED FOR CONSTRUCTION | 04.08.2015 |
| | 1 | DP relocated | |
| E | | ISSUED FOR CONSTRUCTION | 31.07.2015 |
| | 2 | DPs added | |
| | 1 | Notes added | |

SBA ARCHITECTS
Suite 702, 83 Mount Street, North Sydney NSW 2060
T 02 9929 9988 F 02 9929 9899
E info@sbarch.com.au W www.sbarch.com.au

CLIENT: Goodman + TOLL

BUILDER: RICHARD CROOKES CONSTRUCTIONS

PROJECT: PORT BOTANY INDUSTRIAL ESTATE
MCPHERSON STREET, BOTANY, NSW, 2019.

TITLE: WHB ROOF PLAN PART 02

| | |
|---|---|
| DATE | 25.03.2015 |
| SCALE | 1:200 @ B1 |
| DRAWN | SBA |
| CHECKED | |
| APPROVED | |

PROJECT No. 15113

DWG No. GA - 306 ISSUE G

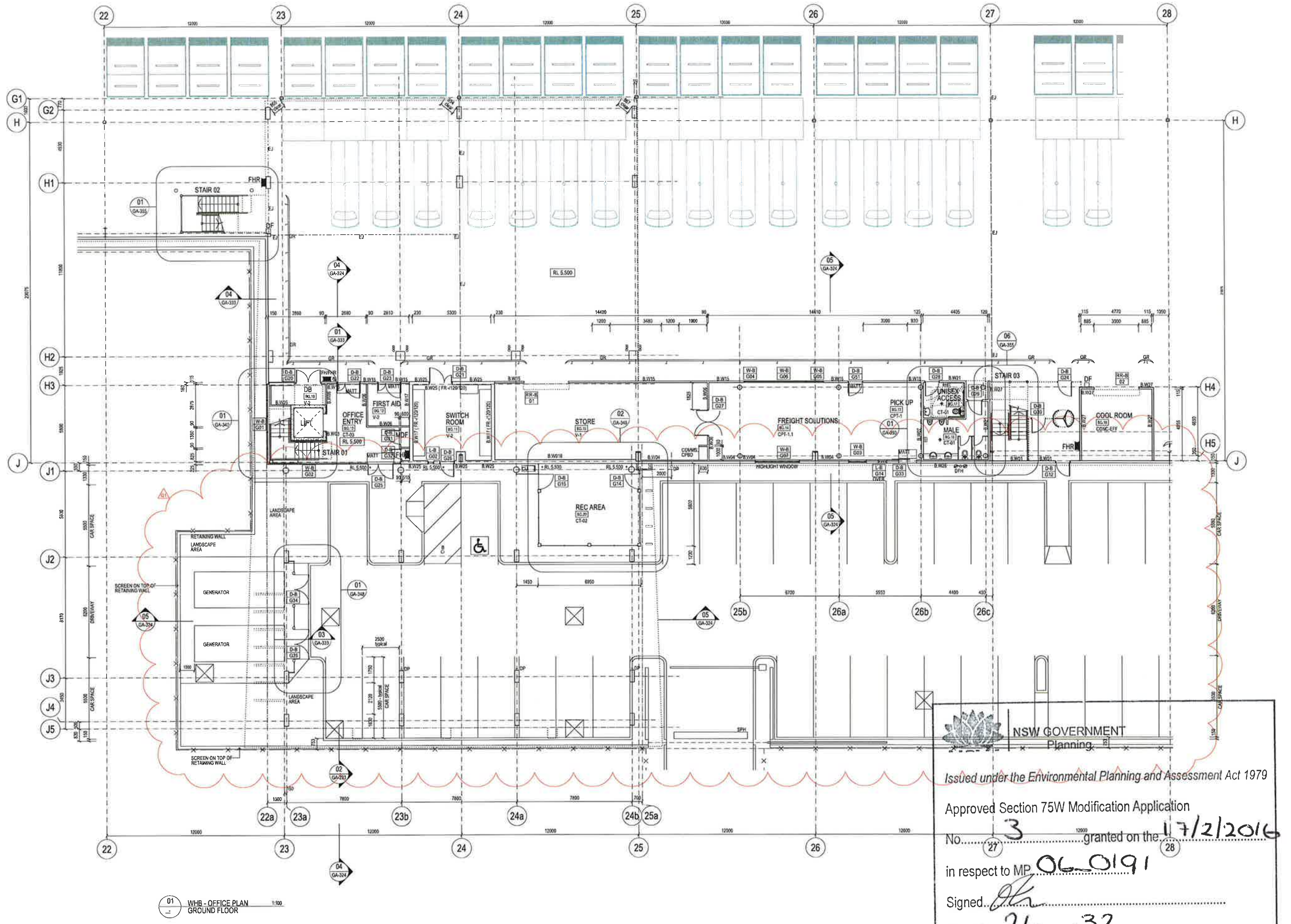


01 WHB - OFFICE PLAN GROUND FLOOR 1:100

**NSW GOVERNMENT** Planning

*Issued under the Environmental Planning and Assessment Act 1979*

Approved Section 75W Modification Application

No. 3 granted on the 17/2/2016

in respect to MP 06_0191

Signed [signature]

Sheet No 26 of 32

GENERAL NOTES

ALL ARCHITECTURAL DRAWINGS MUST BE READ IN CONJUNCTION WITH SURVEY, CIVIL, STRUCTURAL, MECHANICAL, ELECTRICAL & HYDRAULIC DRAWINGS & SPECIFICATIONS; BCA, DDA, SECTION J,FIRE AND ACOUSTIC REPORTS, AND ANY ADDITIONAL INSTRUCTION / INFORMATION SUPPLIED DURING THE COURSE OF CONSTRUCTION

THESE DESIGNS, PLANS & SPECIFICATIONS AND THE COPYRIGHT THEREIN ARE THE PROPERTY OF THE ARCHITECT AND MUST NOT BE USED, REPRODUCED OR COPIED WHOLLY OR IN PART WITHOUT THE WRITTEN PERMISSION OF THIS OFFICE.

FIGURED DIMENSIONS TO BE USED IN PREFERENCE TO SCALING. ALL DIMENSIONS TO BE CHECKED ON SITE

THIS DOCUMENT NOT TO BE USED FOR CONSTRUCTION UNLESS SIGNED & ISSUED FOR CONSTRUCTION

| ISSUE | REV. | DESCRIPTION | DATE |
|---|---|---|---|
| Q | 1 | ISSUE FOR S.96 APPLICATION<br>Revision to car parking area 02 | 25.08.2015 |
| P | 2<br>1 | ISSUE FOR CONSTRUCTION<br>FH/FHR added<br>Louvres, CU added | 12.08.2015 |
| N | 1 | ISSUE FOR CONSTRUCTION<br>Notes added | 07.08.2015 |
| M | 1 | ISSUE FOR CONSTRUCTION<br>Boom gate location revised | 30.07.2015 |
| L | 1 | ISSUE FOR CONSTRUCTION<br>Area call revised, section tag added | 29.07.2015 |

SBA ARCHITECTS

Suite 702, 83 Mount Street, North Sydney NSW 2060
T 02 9828 8868 F 02 9929 8899
E info@sbaarch.com.au W www.sbaarch.com.au

CLIENT: Goodman, TOLL

BUILDER: RICHARD CROOKES CONSTRUCTIONS

PROJECT: PORT BOTANY INDUSTRIAL ESTATE
MCPHERSON STREET, BOTANY, NSW, 2019.

TITLE: WB OFFICE GROUND FLOOR PLAN

| | |
|---|---|
| DATE | 25.03.2015 |
| SCALE | 1:100 @ B1 |
| DRAWN | SBA |
| CHECKED | |
| APPROVED | |
| PROJECT No. | 15113 |
| DWG No. | GA - 310 |
| ISSUE | Q |

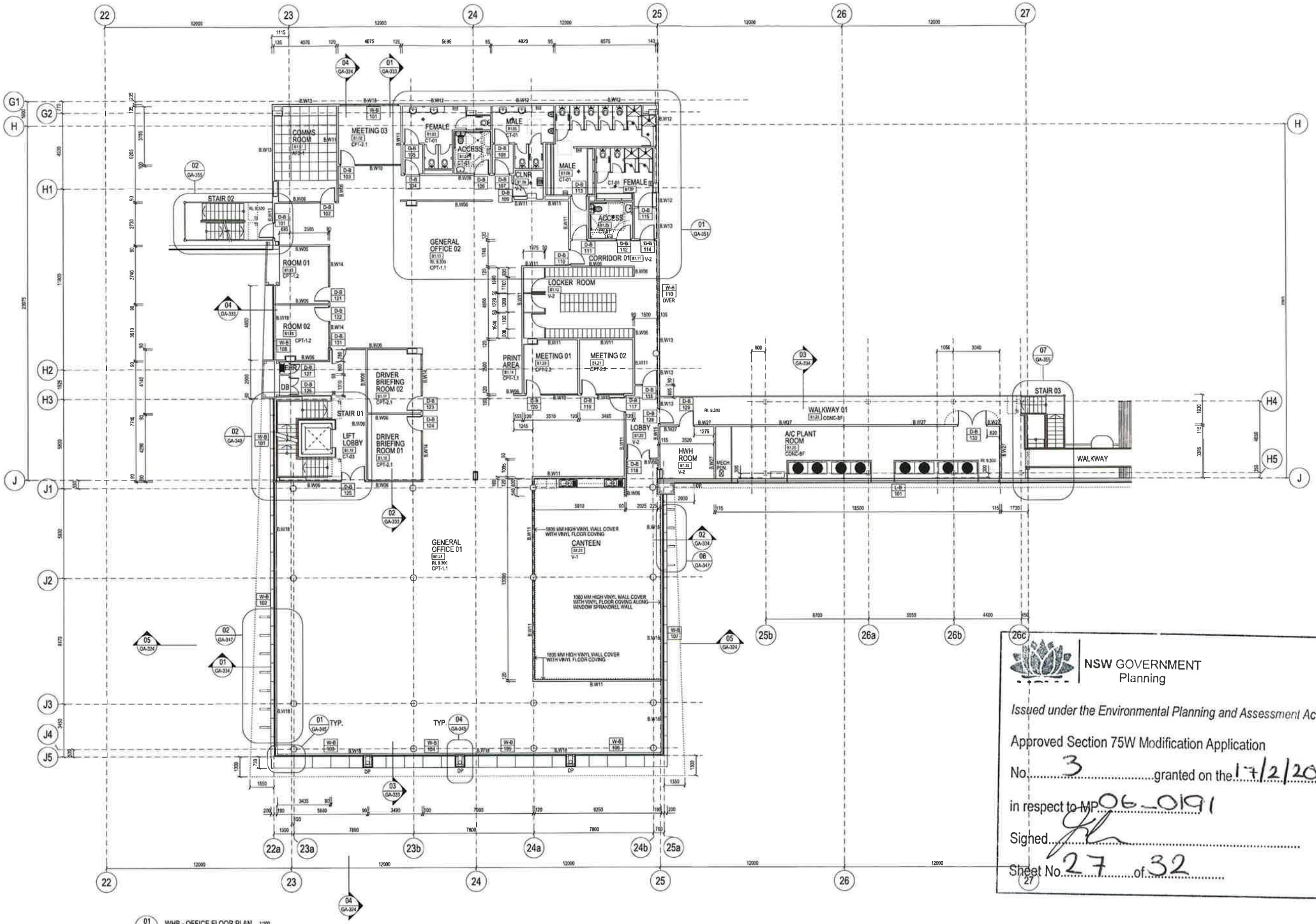


01 WHB - OFFICE FLOOR PLAN 1:100
LEVEL 01

NSW GOVERNMENT
Planning

*Issued under the Environmental Planning and Assessment Act 1979*

Approved Section 75W Modification Application

No. 3 granted on the 17/2/2016

in respect to MP 06_0191

Signed.....

Sheet No. 27 of 32

GENERAL NOTES

ALL ARCHITECTURAL DRAWINGS MUST BE READ IN CONJUNCTION WITH SURVEY, CIVIL, STRUCTURAL, MECHANICAL, ELECTRICAL & HYDRAULIC DRAWINGS & SPECIFICATIONS; BCA, DDA, SECTION J FIRE AND ACOUSTIC REPORTS, AND ANY ADDITIONAL INSTRUCTION / INFORMATION SUPPLIED DURING THE COURSE OF CONSTRUCTION

THESE DESIGNS, PLANS & SPECIFICATIONS AND THE COPYRIGHT THEREIN ARE THE PROPERTY OF THE ARCHITECT AND MUST NOT BE USED, REPRODUCED OR COPIED WHOLLY OR IN PART WITHOUT THE WRITTEN PERMISSION OF THIS OFFICE.

FIGURED DIMENSIONS TO BE USED IN PREFERENCE TO SCALING. ALL DIMENSIONS TO BE CHECKED ON SITE

THIS DOCUMENT NOT TO BE USED FOR CONSTRUCTION UNLESS SIGNED & ISSUED FOR CONSTRUCTION

| ISSUE | REV. | DESCRIPTION | DATE |
|---|---|---|---|
| S | | ISSUE FOR S.96 APPLICATION | 25.08.2015 |
| R | 1 | ISSUE FOR CONSTRUCTION<br>General revision | 14.06.2016 |

SBA ARCHITECTS
Suite 702, 83 Mount Street, North Sydney NSW 2060
02 9929 9988 02 9929 8899
info@sbearch.com.au www.sbearch.com.au

CLIENT: Goodman + TOLL

BUILDER: RICHARD CROOKES CONSTRUCTIONS

PROJECT: PORT BOTANY INDUSTRIAL ESTATE
McPHERSON STREET, BOTANY. NSW. 2019.

TITLE: WB OFFICE LEVEL 01 PLAN

| | |
|---|---|
| DATE | 25.03.2015 |
| SCALE | 1:100 @ B1 |
| DRAWN | SBA |
| CHECKED | |
| APPROVED | |
| PROJECT No. | 15113 |
| DWG No. | GA - 311 |
| ISSUE | S |

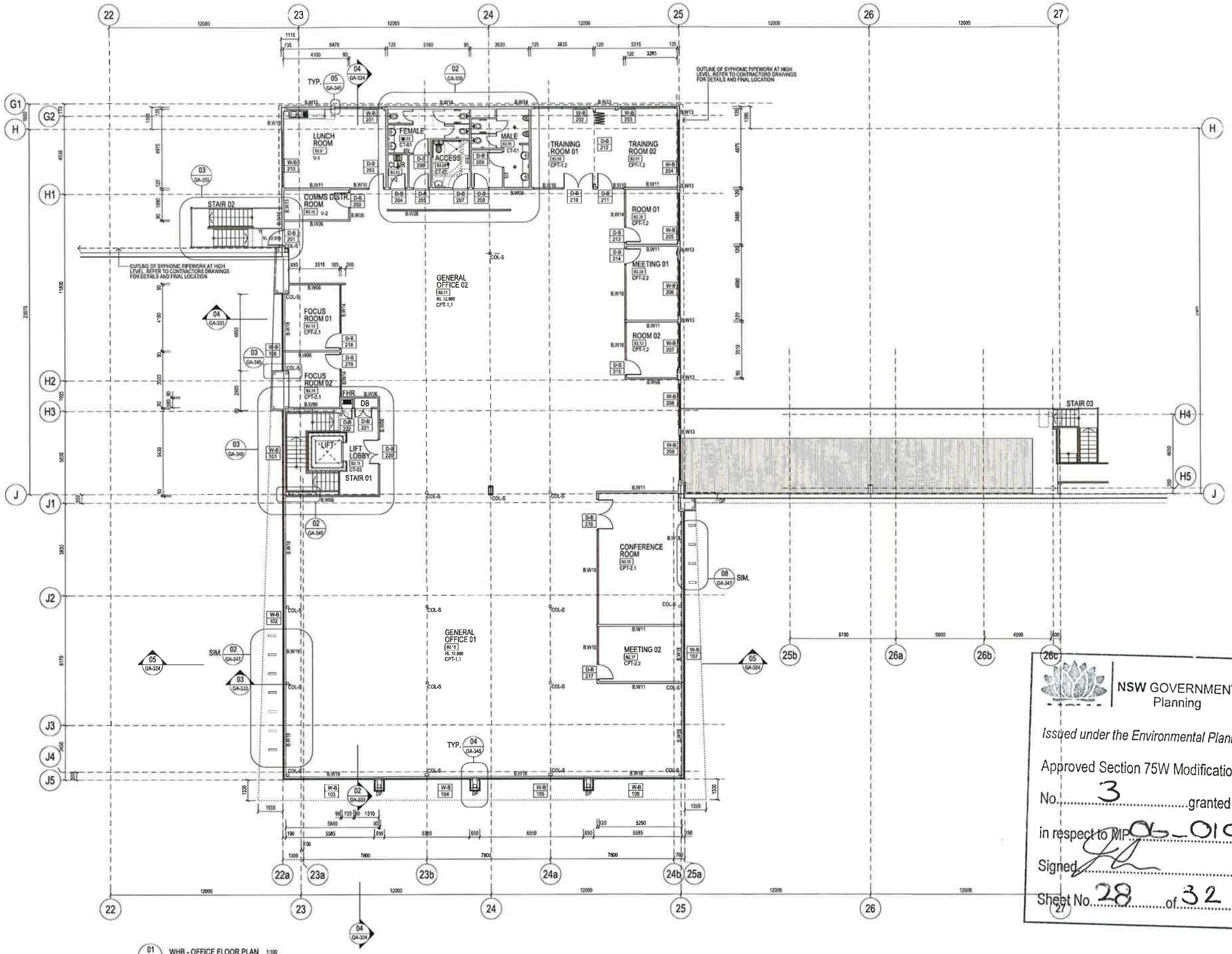


01 WHB - OFFICE FLOOR PLAN 1:100
LEVEL 02

NSW GOVERNMENT
Planning

*Issued under the Environmental Planning and Assessment Act 1979*

Approved Section 75W Modification Application

No. 3 granted on the 17/2/2016

in respect to MP 06_0191

Signed

Sheet No. 28 of 32

GENERAL NOTES

ALL ARCHITECTURAL DRAWINGS MUST BE READ IN CONJUNCTION WITH SURVEY, CIVIL, STRUCTURAL, MECHANICAL, ELECTRICAL & HYDRAULIC DRAWINGS & SPECIFICATIONS; BCA, DDA, SECTION J FIRE AND ACOUSTIC REPORTS, AND ANY ADDITIONAL INSTRUCTION / INFORMATION SUPPLIED DURING THE COURSE OF CONSTRUCTION

THESE DESIGNS, PLANS & SPECIFICATIONS AND THE COPYRIGHT THEREIN ARE THE PROPERTY OF THE ARCHITECT AND MUST NOT BE USED, REPRODUCED OR COPIED WHOLLY OR IN PART WITHOUT THE WRITTEN PERMISSION OF THIS OFFICE.

FIGURED DIMENSIONS TO BE USED IN PREFERENCE TO SCALING. ALL DIMENSIONS TO BE CHECKED ON SITE

THIS DOCUMENT NOT TO BE USED FOR CONSTRUCTION UNLESS SIGNED & ISSUED FOR CONSTRUCTION

| ISSUE | REV. | DESCRIPTION | DATE |
|---|---|---|---|
| Q | | ISSUE FOR S.96 APPLICATION | 23.08.2015 |
| P | | ISSUE FOR CONSTRUCTION General update | 14.08.2015 |

SBA ARCHITECTS
Suite 702, 83 Mount Street, North Sydney NSW 2060
T 02 9929 9988 F 02 9929 8899
info@sbaarch.com.au W www.sbaarch.com.au

CLIENT: Goodman TOLL

BUILDER: RICHARD CROOKES CONSTRUCTIONS

PROJECT: PORT BOTANY INDUSTRIAL ESTATE
MCPHERSON STREET, BOTANY, NSW. 2019.

TITLE: WB OFFICE LEVEL 02 PLAN

| | | | |
|---|---|---|---|
| DATE | 25.03.2015 | PROJECT No | 15113 |
| SCALE | 1:100 @ B1 | | |
| DRAWN | SBA | | |
| CHECKED | | DWG No | ISSUE |
| APPROVED | | GA - 312 | Q |

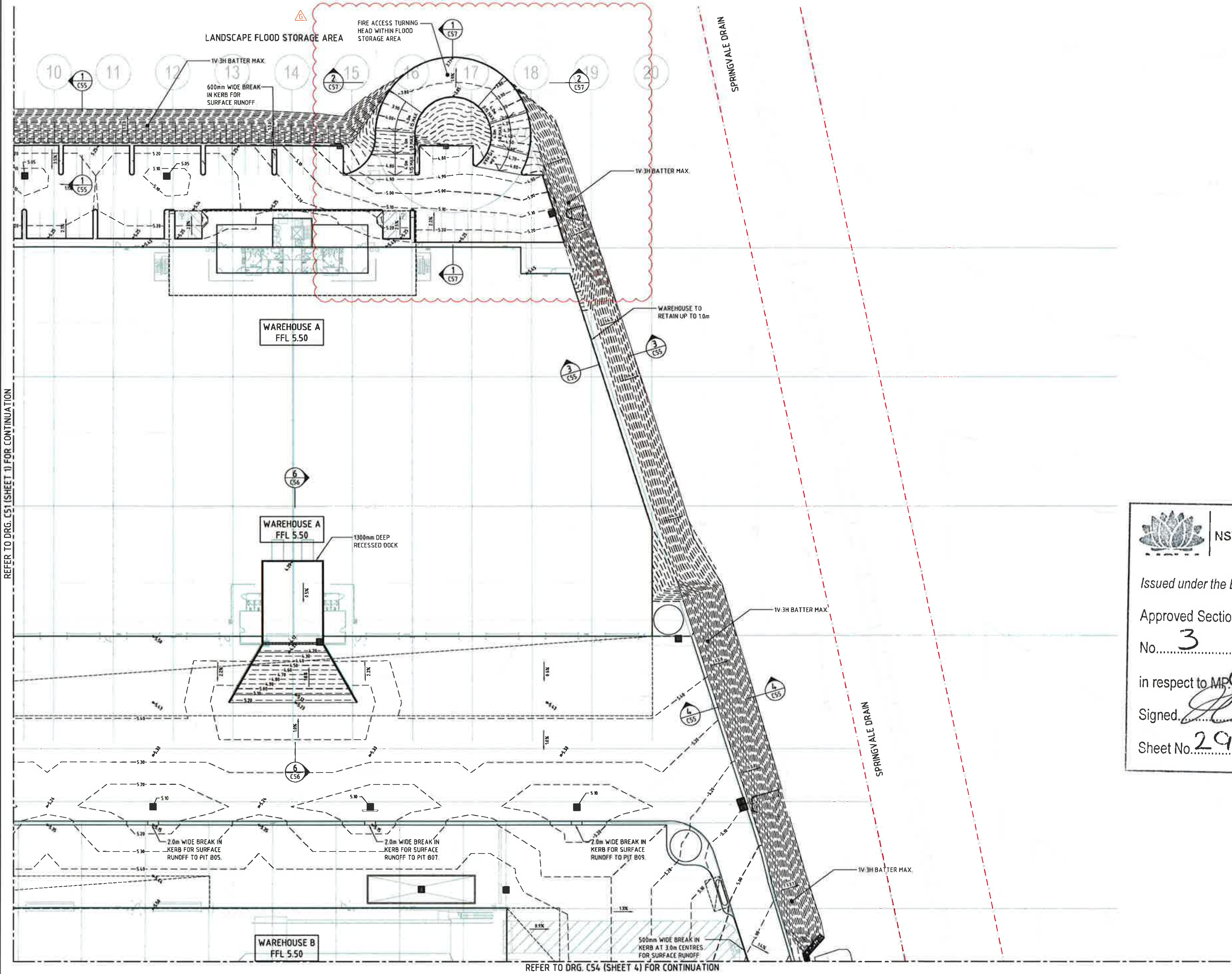


**LEGEND:**

LEVELS DATUM IS AHD.

EXISTING SITE LEVELS AND DETAILS BASED ON SURVEY INFORMATION PROVIDED BY CARDNO.

- SGGP, SINGLE GRATED GULLY PIT
- SJP, SEALED JUNCTION PIT
- KIP, KERB INLET PIT
- G.D. GRATED DRAIN (300Wx150D UNO)
- FINISHED PAVEMENT CONTOUR (MAJOR) 0.5m INTERVALS
- FINISHED PAVEMENT CONTOUR (MINOR) 0.1m INTERVALS
- FALL DIRECTION AND % GRADE

NSW GOVERNMENT
Planning

*Issued under the Environmental Planning and Assessment Act 1979*

Approved Section 75W Modification Application

No. 3 granted on the 17/2/2016

in respect to MP 06_0191

Signed [signature]

Sheet No. 29 of 32

**NOTE:**
REFER TO DRAWING C09349.06-C51 FOR FINISHED LEVELS NOTES.

**FINISHED LEVELS PLAN - SHEET 2**
1:250

2m 0 5 10 15 20 25m
SCALE 1:250 AT A0 SIZE SHEET

FOR CONSTRUCTION CERTIFICATE

| AMENDMENTS | DATE | ISSUE |
|---|---|---|
| COORDINATION WITH ARCH & HYD LAYOUT, OPs REVISED | 11.08.15 | F |
| PITS REVISED AS SHOWN, WH-B AWNING EXTENT REVISED | 30.07.15 | E |
| REVISED FOR TURNING HEAD, DOCK DEPTH, TRUCK WASH & FPATH | 02.07.15 | D |
| REVISED AS CLOUDED | 27.05.15 | C |
| ISSUED FOR CONSTRUCTION CERTIFICATE | 18.05.15 | B |
| ISSUED FOR INFORMATION | 29.04.15 | A |
| SECTION TAGS A & B ADDED | 11.11.15 | G |

ARCHITECT: SBA ARCHITECTS

CLIENT: RICHARD CROOKES CONSTRUCTIONS

PROJECT: PORT BOTANY INDUSTRIAL ESTATE
ORICA SOUTHLANDS
McPHERSON STREET, BOTANY

| DESIGNED | DRAWN | DATE | CHECKED | SIZE | SCALE | CAD REF: |
|---|---|---|---|---|---|---|
| M.W. | X.C. | 13.04.15 | M.W. | A0 | AS SHOWN | 9349.06-C52 |

Costin Roe Consulting Pty Ltd.
Consulting Engineers
Level 1, 8 Windmill Street
Walsh Bay, Sydney NSW 2000

CostinRoe Consulting
Value in Engineering and Management

DRAWING TITLE: FINISHED LEVELS PLAN SHEET 2

DRAWING No: C09349.06-C52 ISSUE: G

LANDSCAPE FLOOD STORAGE AREA

FIRE ACCESS TURNING HEAD WITHIN FLOOD STORAGE AREA

SPRINGVALE DRAIN

ADDITIONAL OUTLET TO SPRINGVALE DRAIN SUBJECT TO S75W APPROVAL.

600mm WIDE BREAK IN KERB FOR SURFACE RUNOFF

PIT B13 · PIT B01 · PIT A02 · PIT A01 · PIT B02 · OUTLET B2

PROPOSED NEW DISCHARGE POINT LOCATION. REFER TO ENERGY DISSIPATER DETAIL ON DRAWING C46.

SIPHONIC DISCHARGE POINT

WAREHOUSE ROOF SIPHONIC DRAINAGE

WAREHOUSE TO RETAIN UP TO 1.0m

WAREHOUSE A FFL 5.50

WAREHOUSE TO RETAIN UP TO 1.0m

WAREHOUSE A FFL 5.50

RAINWATER TANK A
47kL EFF. CAPACITY
ROOF TO DISCHARGE TO TANK VIA AERIAL PIPE.
PROVIDE OVERFLOW PIPE TO PIT B04.
REFER TO DETAIL ON DRAWING C46.

WAREHOUSE ROOF SIPHONIC DRAINAGE

WAREHOUSE ROOF SIPHONIC DRAINAGE

AWNING ROOF SIPHONIC DRAINAGE

AWNING ROOF SIPHONIC DRAINAGE

PIT B06 · PIT B04

SIPHONIC DISCHARGE POINT

SPRINGVALE DRAIN

PIT TO BE CONSTRUCTED OVER EXISTING Ø600 PIPE.

PIT TO BE CONSTRUCTED OVER EXISTING Ø600 PIPE.

INSTALL NEW Ø600 OUTLET AS SHOWN. PROVIDE NEW HEADWALL TO SUIT TWIN PIPES AND EXTEND ROCK APRON.

EXISTING STORMWATER PIT TO BE ADJUSTED TO SUIT PROPOSED SURFACE LEVEL. INSTALL NEW SGGP GRATE

PROVIDE NON-RETURN FLAP VALVE TO RECESSED DOCK PIPE AT PIT B07

EXISTING Ø600 STORMWATER PIPE TO REMAIN.

PIT B05 · PIT B07 · PIT B09 · PIT B12 · OUTLET B1

2.0m WIDE BREAK IN KERB FOR SURFACE RUNOFF TO PIT B05.

2.0m WIDE BREAK IN KERB FOR SURFACE RUNOFF TO PIT B07

FOX FLUSH PIT TO HYDRAULIC ENG. DETAILS. PROVIDE Ø100uPVC SIDE CONNECTION TO PIT B08 AT 1:100 FALL. I.L. TO SUIT FOX VALVE SPECIFICATIONS.

2.0m WIDE BREAK IN KERB FOR SURFACE RUNOFF TO PIT B09.

AWNING ROOF SIPHONIC DRAINAGE

IN-GROUND SIPHONIC DRAINAGE.

WAREHOUSE ROOF SIPHONIC DRAINAGE

PIT B08

SIPHONIC DISCHARGE POINT

RAINWATER TANK B
47kL EFF. CAPACITY
ROOF TO DISCHARGE TO TANK VIA Ø225 CHARGED IN-GROUND PIPE.
PROVIDE OVERFLOW PIPE TO PIT B12 AS SHOWN ON PLAN.
REFER TO DETAIL ON DRAWING C46.

500mm WIDE BREAK IN KERB AT 3.0m CENTRES FOR SURFACE RUNOFF.

WAREHOUSE B FFL 5.50

REFER TO DRG. C41 (SHEET 1) FOR CONTINUATION

REFER TO DRG. C44 (SHEET 4) FOR CONTINUATION

STORMWATER PLAN - SHEET 2
1:250

**LEGEND:**
LEVELS DATUM IS AHD.

EXISTING SITE LEVELS AND DETAILS BASED ON SURVEY INFORMATION PROVIDED BY CARDNO.

- SGGP, SINGLE GRATED GULLY PIT
- SJP, SEALED JUNCTION PIT
- KIP, KERB INLET PIT
- G.D. GRATED DRAIN (300W x 150D UNO)
- DRAINAGE LINE
- EXISTING DRAINAGE LINE
- SUBSOIL LINE
- IN-GROUND ROOFWATER LINE
- SIPHONIC ROOFWATER LINE
- DOWNPIPE LOCATION (INDICATIVE)
- FINISHED PAVEMENT CONTOUR (MAJOR) 0.5m INTERVALS
- FINISHED PAVEMENT CONTOUR (MINOR) 0.1m INTERVALS
- FALL DIRECTION AND % GRADE

NSW GOVERNMENT
Planning

*Issued under the Environmental Planning and Assessment Act 1979*

Approved Section 75W Modification Application

No. 3 granted on the 17/2/2016

in respect to MP 06-0191

Signed.....

Sheet No. 30 of 32

**NOTE:**
REFER TO DRAWING C09349.06-C40 FOR STORMWATER DRAINAGE NOTES & PIT SCHEDULE.

FOR CONSTRUCTION CERTIFICATE

2m 0 5 10 15 20 25m
SCALE 1:250 AT A0 SIZE SHEET

| AMENDMENTS | DATE | ISSUE |
|---|---|---|
| REVISED FOR TURNING HEAD, DOCK, TRUCK WASH & SIPHONIC | 02.07.15 | F |
| REVISED AS CLOUDED | 27.05.15 | E |
| SUBSOIL DRAINAGE ADDED - AS CLOUDED | 20.05.15 | D |
| ISSUED FOR CONSTRUCTION CERTIFICATE | 14.05.15 | C |
| ISSUED FOR INFORMATION | 29.04.15 | B |
| ISSUED FOR INFORMATION | 13.04.15 | A |

| AMENDMENTS | DATE | ISSUE |
|---|---|---|
| COORDINATION WITH HYD LAYOUT, DPs REVISED | 11.08.15 | H |
| PIPE, B06 TO B07 REVISED TO 375 & NON-RETURN VALVE ADDED | 30.07.15 | G |
| & RAINWATER TANKS UPDATED & OUTLET B2 ADDED | | |

| AMENDMENTS | DATE | ISSUE |
|---|---|---|
| | | |

ARCHITECT: SB ARCHITECTS

CLIENT: RICHARD CROOKES CONSTRUCTIONS

PROJECT: PORT BOTANY INDUSTRIAL ESTATE
ORICA SOUTH, ANDS
McPHERSON STREET, BOTANY

| DESIGNED | DRAWN | DATE | CHECKED | SIZE | SCALE | CAD FILE |
|---|---|---|---|---|---|---|
| M.W. | X.C. | 13.04.15 | M.W. | A0 | AS SHOWN | 9349-06-C42 |

Costin Roe Consulting Pty Ltd.
Consulting Engineers
Level 1, 8 Windmill Street
Walsh Bay, Sydney NSW 2000
Tel: (02) 8296-7900 Fax: (02) 9241-3728
email: mail@costinroe.com.au

CostinRoe Consulting
Value in Engineering and Management

DRAWING TITLE: STORMWATER DRAINAGE PLAN SHEET 2

DRAWING No: C09349.06-C42 ISSUE: H

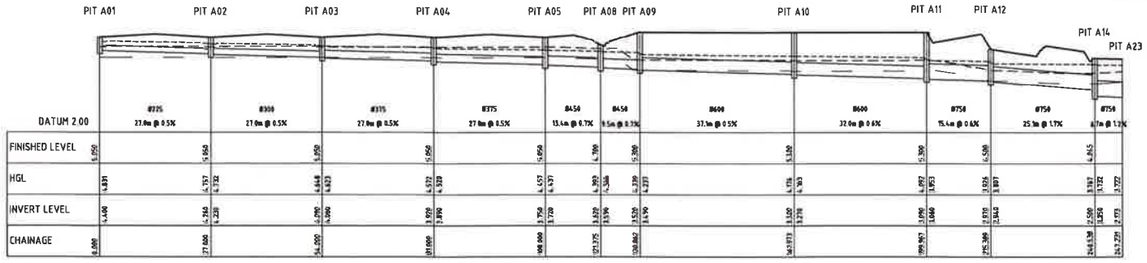


LONG SECTION - PIT A01 TO PIT A23

HORIZONTAL SCALE 1:500
VERTICAL SCALE1:100

FREEBOARD NOT ACHIEVED AT PIT A13 DUE TO FLOODING OF COAL PIER ROAD DURING Q20 STORM EVENT.

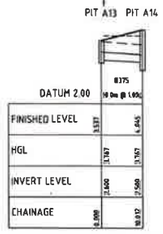


LONG SECTION - PIT A13 TO PIT A14

HORIZONTAL SCALE 1:500
VERTICAL SCALE1:100

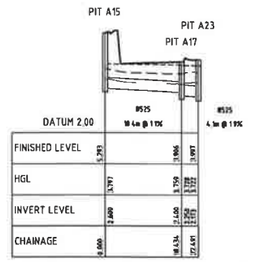


LONG SECTION - PIT A15 TO PIT A23

HORIZONTAL SCALE 1:500
VERTICAL SCALE1:100

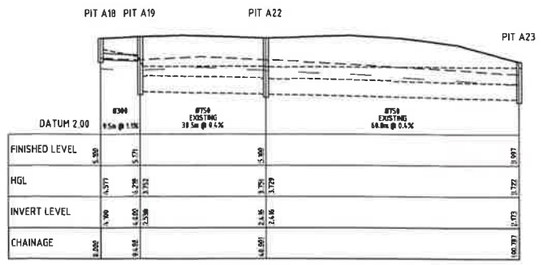


LONG SECTION - PIT A18 TO PIT A23

HORIZONTAL SCALE 1:500
VERTICAL SCALE1:100

FREEBOARD NOT ACHIEVED AT PIT A16 DUE TO FLOODING OF COAL PIER ROAD DURING Q20 STORM EVENT.

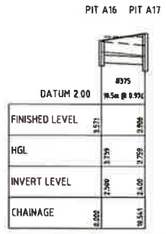


LONG SECTION - PIT A16 TO PIT A17

HORIZONTAL SCALE 1:500
VERTICAL SCALE1:100

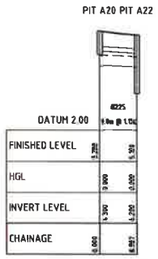


LONG SECTION - PIT A20 TO PIT A22

HORIZONTAL SCALE 1:500
VERTICAL SCALE1:100

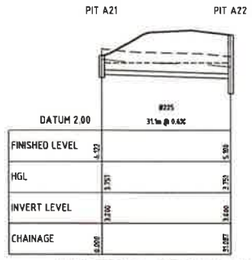


LONG SECTION - PIT A21 TO PIT A22

HORIZONTAL SCALE 1:500
VERTICAL SCALE1:100

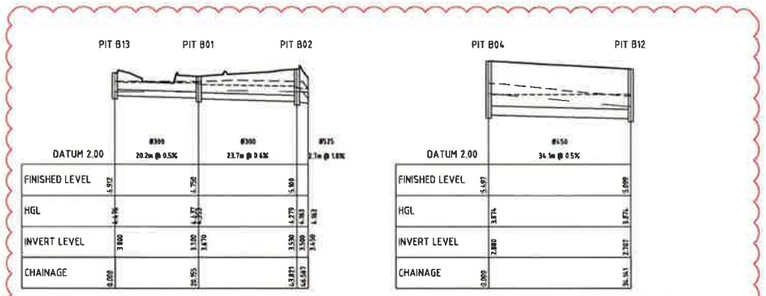


LONG SECTION - PIT B13 TO OUTLET B2

HORIZONTAL SCALE 1:500
VERTICAL SCALE1:100




LONG SECTION - PIT B04 TO PIT B12

HORIZONTAL SCALE 1:500
VERTICAL SCALE1:100

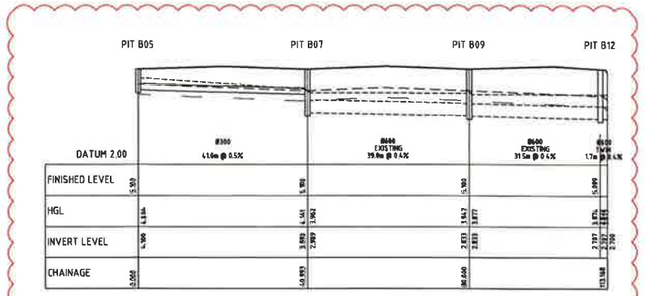


LONG SECTION - PIT B05 TO OUTLET B

HORIZONTAL SCALE 1:500
VERTICAL SCALE1:100

REDUCED FREEBOARD OF 134mm PIT B06 DUE TO FLOODING OF SPRINGVALE DRAIN DURING Q20 STORM EVENT.

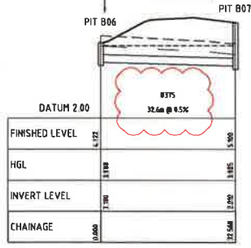


LONG SECTION - PIT B06 TO PIT B07

HORIZONTAL SCALE 1:500
VERTICAL SCALE1:100




LONG SECTION - PIT B08 TO PIT B09

HORIZONTAL SCALE 1:500
VERTICAL SCALE1:100

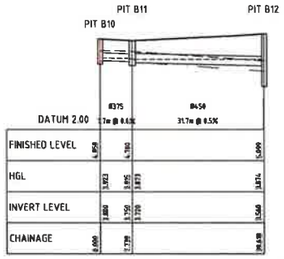


LONG SECTION - PIT B10 TO PIT B12

HORIZONTAL SCALE 1:500
VERTICAL SCALE1:100

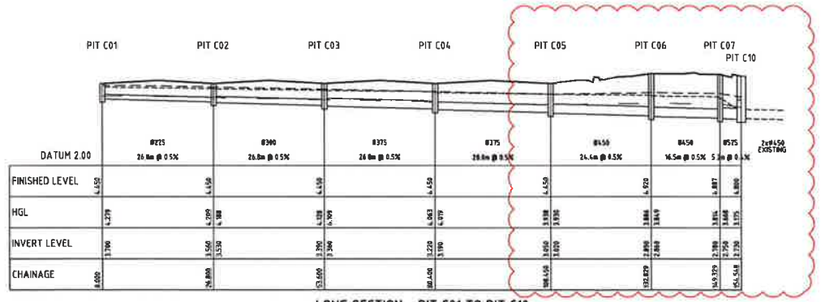


LONG SECTION - PIT C01 TO PIT C10

HORIZONTAL SCALE 1:500
VERTICAL SCALE1:100

LONG SECTION - PIT C08 TO PIT C06

HORIZONTAL SCALE 1:500
VERTICAL SCALE1:100

FREEBOARD NOT ACHIEVED AT PIT D01 DUE TO FLOODING OF McPHERSON STREET DURING Q20 STORM EVENT.

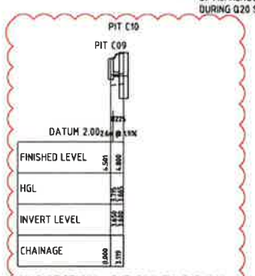


LONG SECTION - PIT C09 TO PIT C10

HORIZONTAL SCALE 1:500
VERTICAL SCALE1:100

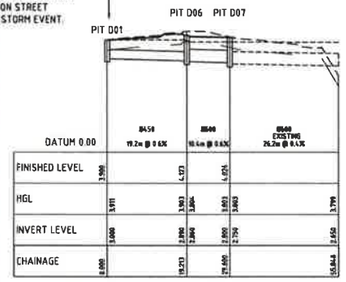


LONG SECTION - PIT D01 TO OUTLET D

HORIZONTAL SCALE 1:500
VERTICAL SCALE1:100

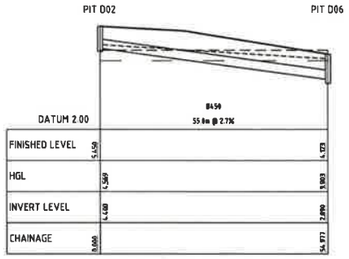


LONG SECTION - PIT D02 TO PIT D06

HORIZONTAL SCALE 1:500
VERTICAL SCALE1:100

REDUCED FREEBOARD OF 141mm PIT D03 DUE TO FLOODING OF SPRINGVALE DRAIN DURING Q20 STORM EVENT.

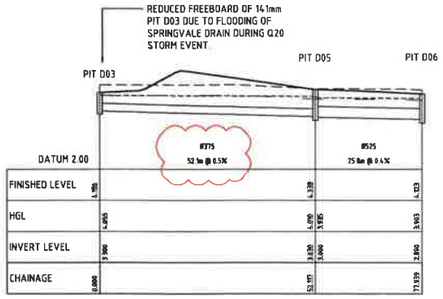


LONG SECTION - PIT D03 TO PIT D06

HORIZONTAL SCALE 1:500
VERTICAL SCALE1:100

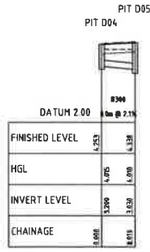


LONG SECTION - PIT D04 TO PIT D05

HORIZONTAL SCALE 1:500
VERTICAL SCALE1:100

LONG SECTION - PIT D08 TO PIT D05

HORIZONTAL SCALE 1:500
VERTICAL SCALE1:100

**LEGEND:**

LEVELS DATUM IS AHD.

- FINISHED SURFACE LEVEL PROFILE
- EXISTING SURFACE LEVEL PROFILE
- APPROXIMATE CONTAMINATION MARKER LEVEL PROFILE (ASSUME 500mm BELOW EXISTING SURFACE LEVEL)
- HYDRAULIC GRADE LINE

**NOTE:**

1. HGL SHOWN FOR Q20 A.R.I STORM EVENT

NSW GOVERNMENT Planning

*Issued under the Environmental Planning and Assessment Act 1979*

Approved Section 75W Modification Application No. 3 granted on the 17/2/2016

in respect to MP 06_0171

Signed.....

Sheet No. 31 of 32

SCALE 1:100 AT A0 SIZE SHEET

SCALE 1:500 AT A0 SIZE SHEET

**FOR CONSTRUCTION CERTIFICATE**

| AMENDMENTS | DATE | ISSUE |
|---|---|---|
| REVISED FOR HGL, PIPE SIZES, NOTES AS CLOUDED | 30.07.15 | F |
| REVISED FOR PIT A13 | 15.07.15 | E |
| ALL LONGSECTIONS REVISED | 02.07.15 | D |
| REVISED AS CLOUDED | 27.05.15 | C |
| ISSUED FOR CONSTRUCTION CERTIFICATE | 18.05.15 | B |
| ISSUED FOR INFORMATION | 29.04.15 | A |

ARCHITECT: SBA ARCHITECTS

CLIENT: RICHARD CROOKES CONSTRUCTIONS

PROJECT: PORT BOTANY INDUSTRIAL ESTATE
ORICA SOUTHLANDS
McPHERSON STREET, BOTANY

DESIGNED M.W. | DRAWN K.C. | DATE 13.04.15 | CHECKED M.W. | SIZE A0 | SCALE AS SHOWN | CAD REF: T34.0.06-C48

Costin Roe Consulting Pty Ltd.
Consulting Engineers
Level 1, 8 Windmill Street
Walsh Bay, Sydney NSW 2000
Tel (02) 8355-7000 Fax (02) 8354-5988
email: mail@costinroe.com.au

Costin Roe Consulting
Value in Engineering and Management

DRAWING TITLE: STORMWATER DRAINAGE LONGSECTIONS SHEET 1

DRAWING No: C09349.06-C48

ISSUE: F

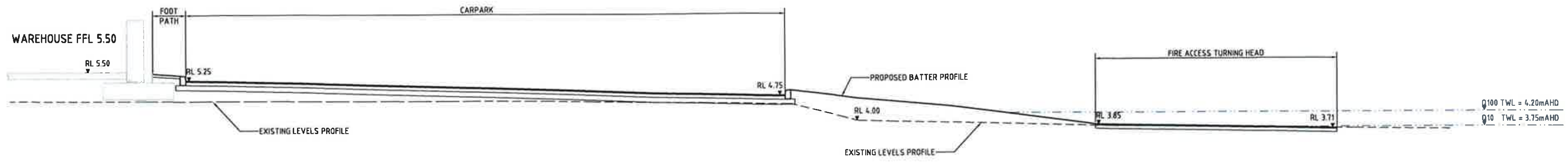


SECTION 1:50 (1/C52)

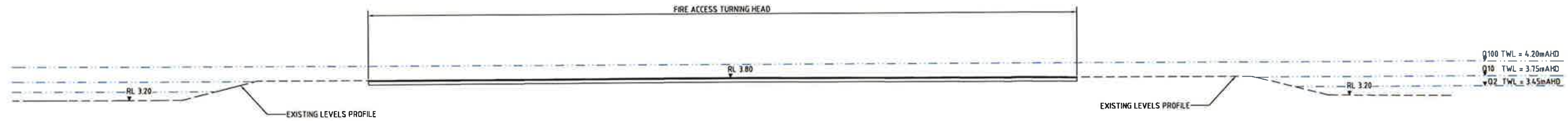


SECTION 1:50 (2/C52)

NSW GOVERNMENT
Planning

*Issued under the Environmental Planning and Assessment Act 1979*

Approved Section 75W Modification Application

No. 3 granted on the 17/02/2016

in respect to MP 06_0191

Signed ...

Sheet No. 32 of 32

FOR CONSTRUCTION CERTIFICATE

500mm 0 1 2 3 4 5m
SCALE 1:50 AT A0 SIZE SHEET

| AMENDMENTS | DATE | ISSUE |
|---|---|---|
| ISSUED FOR CONSTRUCTION CERTIFICATE | 11.11.15 | A |

ARCHITECT: SBA ARCHITECTS

CLIENT: RICHARD CROOKES CONSTRUCTIONS

PROJECT: PORT BOTANY INDUSTRIAL ESTATE
ORICA SOUTHLANDS
McPHERSON STREET, BOTANY

Costin Roe Consulting Pty Ltd.
Consulting Engineers

CostinRoe Consulting
Value in Engineering and Management

DRAWING TITLE: FINISHED LEVELS TYPICAL SECTIONS SHEET 3

DRAWING No: C09349.06-C57
ISSUE: A