

Guide Sheet No. 5

Hardstand Areas for NSWFB Appliances

Version 01 Released: 15 Feb 2010

© Copyright State Government of NSW (NSWFB) 2010

This guide sheet supplements the NSWFB 'Guidelines for emergency vehicle access' and should be read in conjunction with that document.

A hardstand is an area designated for standing vehicles, in this case a fire brigade appliance. Hardstand areas are required within 20m of feed hydrants and 50m of attack hydrants.

Where a hardstand is provided, minimum clear unobstructed workspace must be provided around all fire brigade appliances (refer to Figure 1 below). This workspace allows fire brigade crews to move safely around the appliance and remove/use equipment as required.

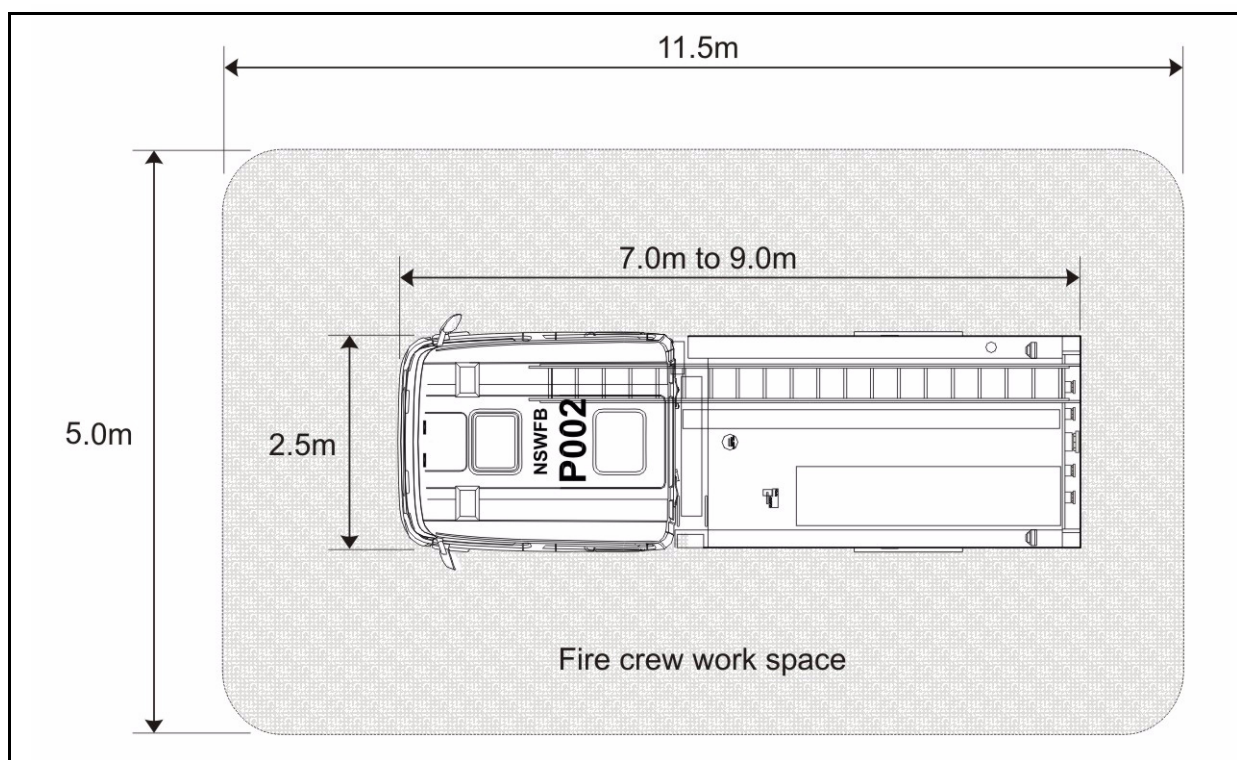


Figure 1 Minimum fire crew work space of a hardstand area

In addition to minimum work space for the fire crew, the hardstand area should include unobstructed manoeuvring space which is required to allow the appliance to position on the hardstand from the carriageway (vehicle traffic flow area).

The location of a hardstand area should not impede vehicle traffic flow when a pumping appliance is positioned on it, particularly for a perimeter road which provides the only access/egress around a premises.

Hardstand areas which serve a hard suction outlet must incorporate additional length to the work space area for the connection of semi-rigid suction hose.

Note: Suction hoses used by the NSWFB are set lengths (2.4m or 3.6m depending on appliance) and allow slight bending. All NSWFB pumpers have a hard suction inlet at the rear.

When direct and straight on access to a hard suction connection is provided, a single length of suction hose may be utilised to connect to the water supply (refer to Figure 2 below).

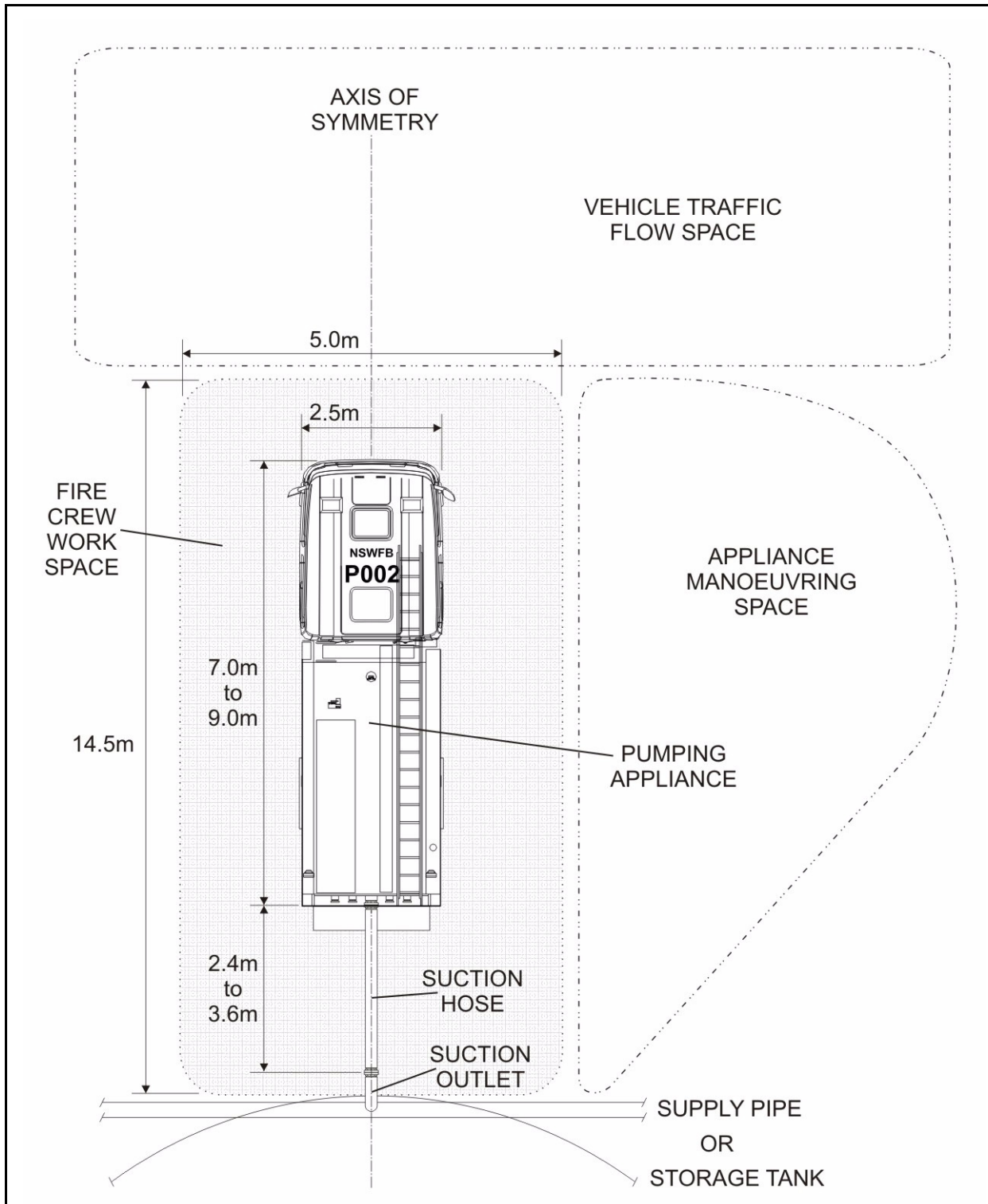


Figure 2 Minimum space requirements for direct hard suction connection

When angled access to a hard suction connection is provided, 2 or 3 lengths of suction hose may be required to connect to the water supply (refer to Figure 3 below).

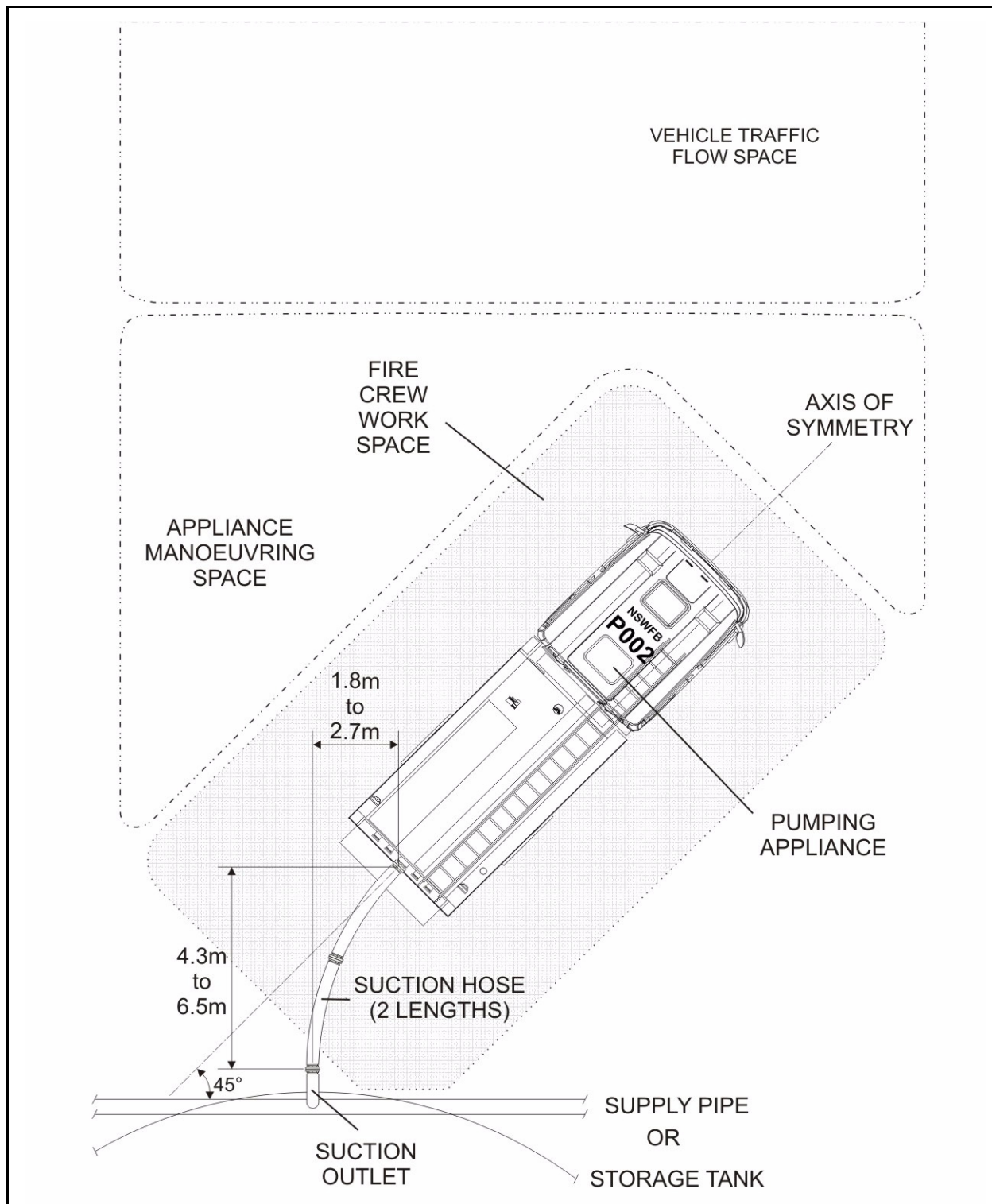


Figure 3 Minimum space requirements for angled hard suction connection

Note: Two lengths of hose will provide the flexibility necessary to connect to a suction outlet which is angled relative to the axis of the hardstand and pumping appliance.

When two pumping appliances are required to connect to multiple hard suction connections, the work space and manoeuvring space provided should allow independent operation of both pumping appliances without encroaching on each other (refer to Figure 4 below).

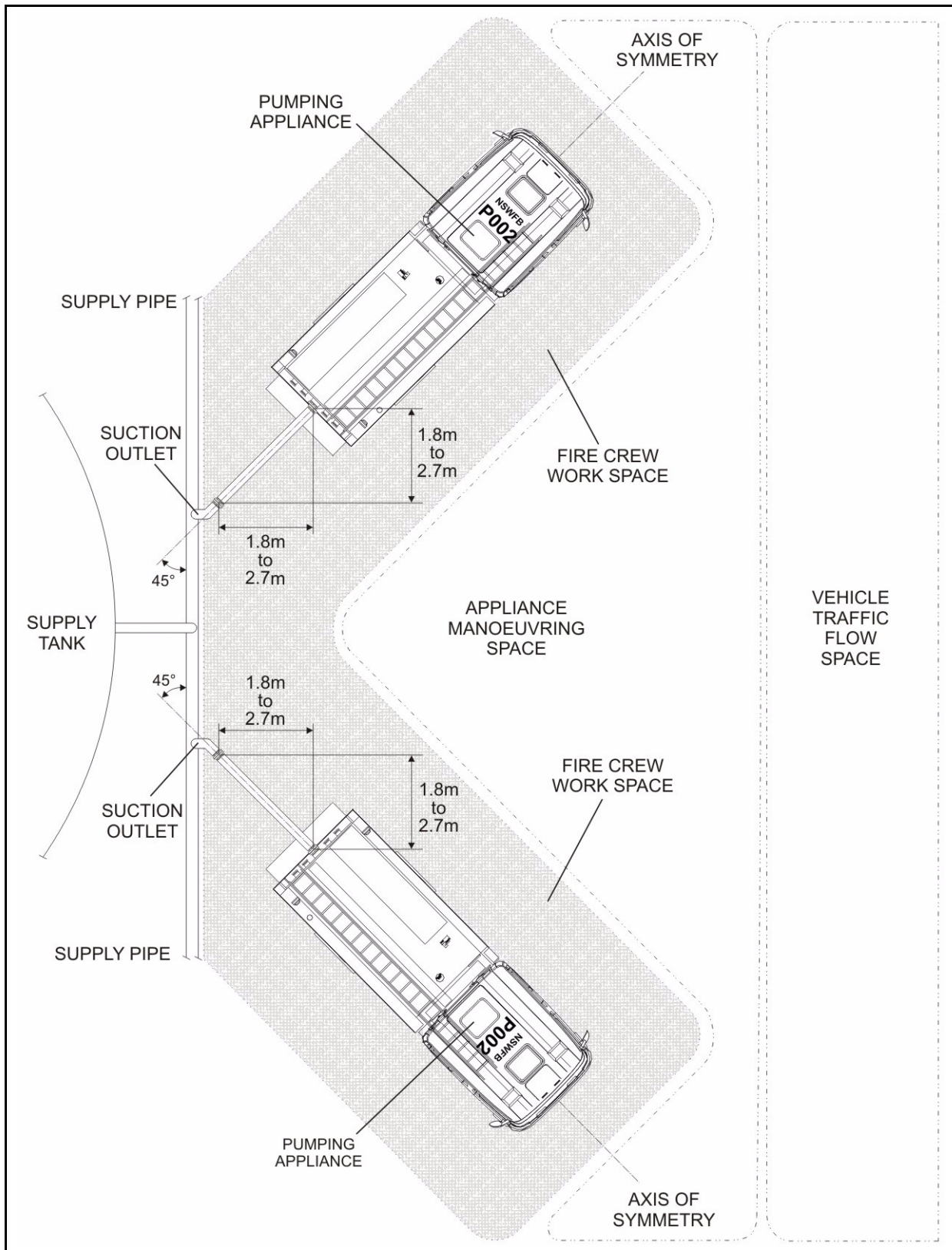


Figure 4 Example of fire crew work space for multiple angled hard suction connections