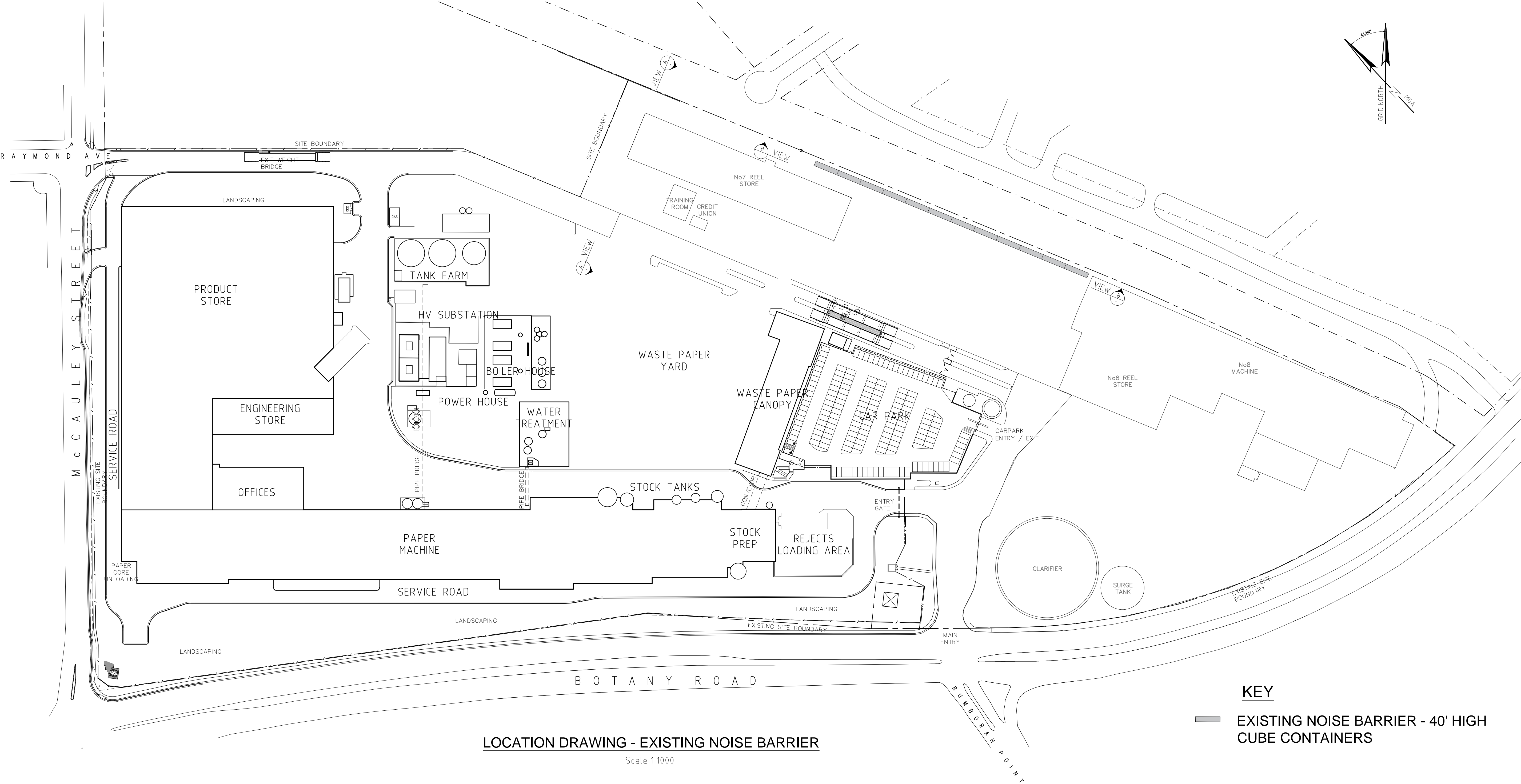


A Detail plans of demolition and noise barrier

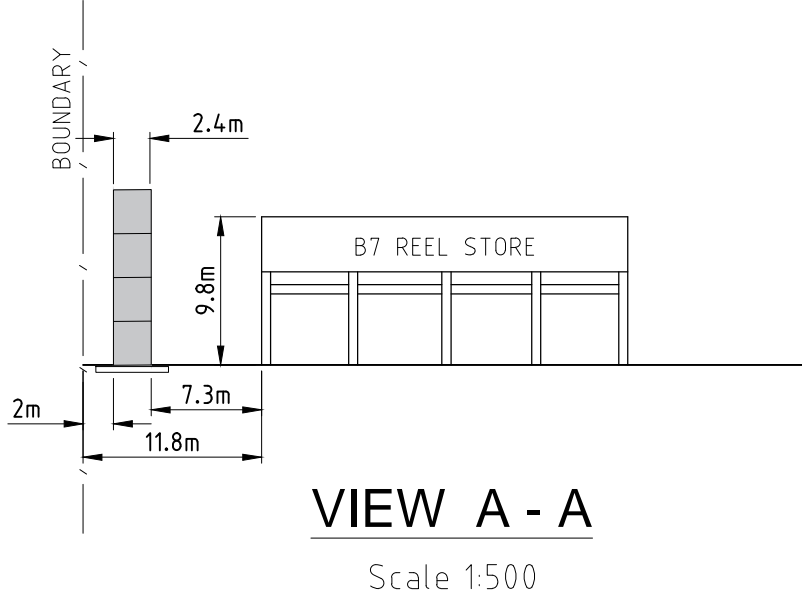


LOCATION DRAWING - EXISTING NOISE BARRIER

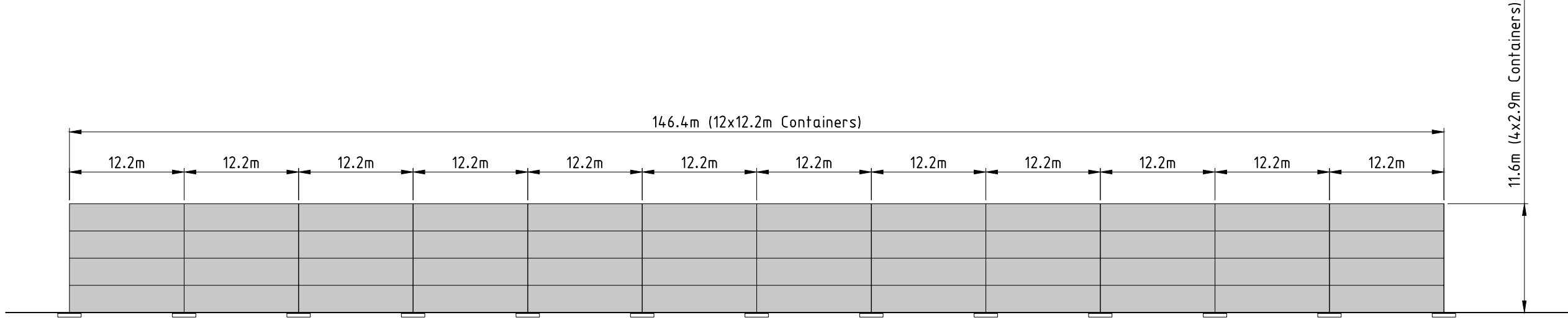
Scale 1:1000

KEY

— EXISTING NOISE BARRIER - 40' HIGH CUBE CONTAINERS



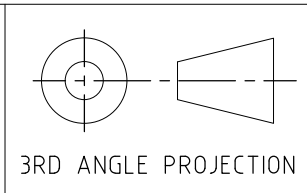
VIEW A - A
Scale 1:500



VIEW B - B
Scale 1:500

REV.	REVISION	SIGNED	DATE	REV.	REVISION	SIGNED	DATE
				A	TRAINING ROOM & CREDIT UNION ADDED TO DWG.	SG	29.05.18

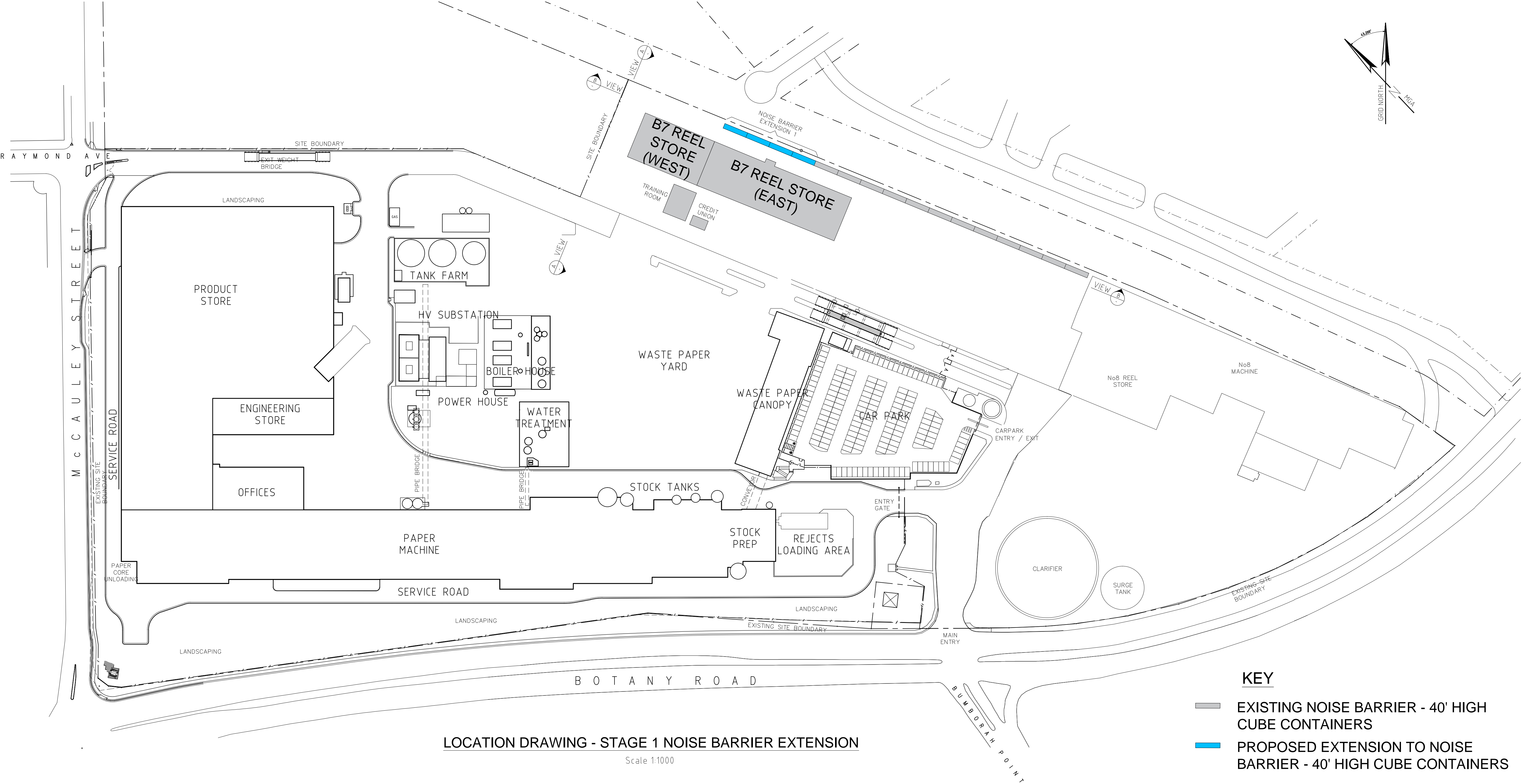
DIMENSION TOLERANCES EXCEPT AS NOTED	
MACHINED SURFACES	FABRICATION
FRACTIONAL : ± 0.5mm/M	± 1.5mm/M
ANGULAR : ± 0.5°	± 1°



BOTANY MILL

MILL WIDE
B7 BOUNDARY
EXISTING NOISE BARRIER

SCALE 1:1000 & 1:500 @ A1	COMPUTER FILE No. H:\ORORA\A1\Drawings\S23958A
DRAWN SG	AREA MILL WIDE
CHECKED	DRAWING No. S23958
APPROVED	REV No. A
DATE 29/03/18	FILE INDEX JOB No.

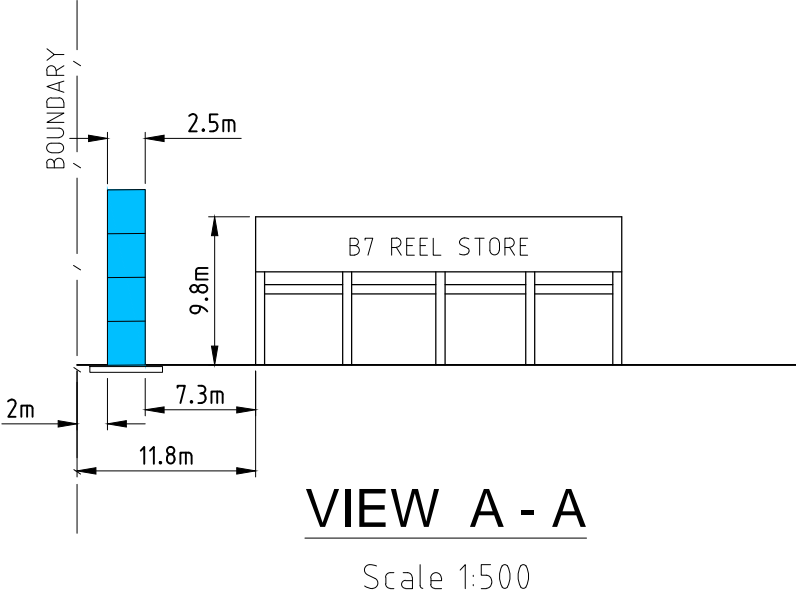


LOCATION DRAWING - STAGE 1 NOISE BARRIER EXTENSION

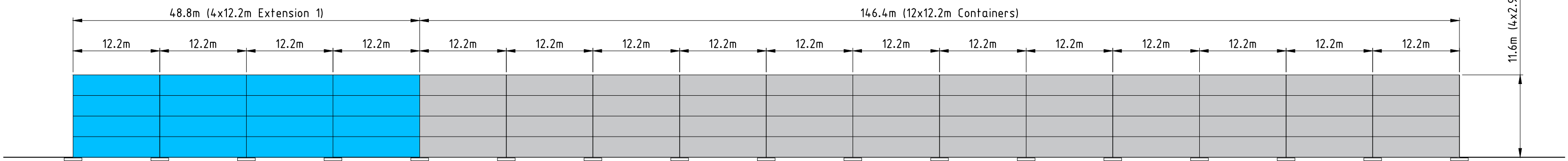
Scale 1:1000

KEY

- EXISTING NOISE BARRIER - 40' HIGH CUBE CONTAINERS
- PROPOSED EXTENSION TO NOISE BARRIER - 40' HIGH CUBE CONTAINERS



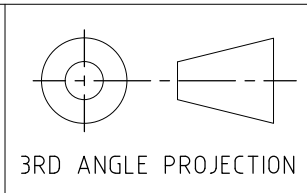
VIEW A - A
Scale 1:500



VIEW B - B
Scale 1:500

REV.	REVISION	SIGNED	DATE	REV.	REVISION	SIGNED	DATE
				A	TRAINING ROOM & CREDIT UNION ADDED TO DWG.	SG	29.05.18

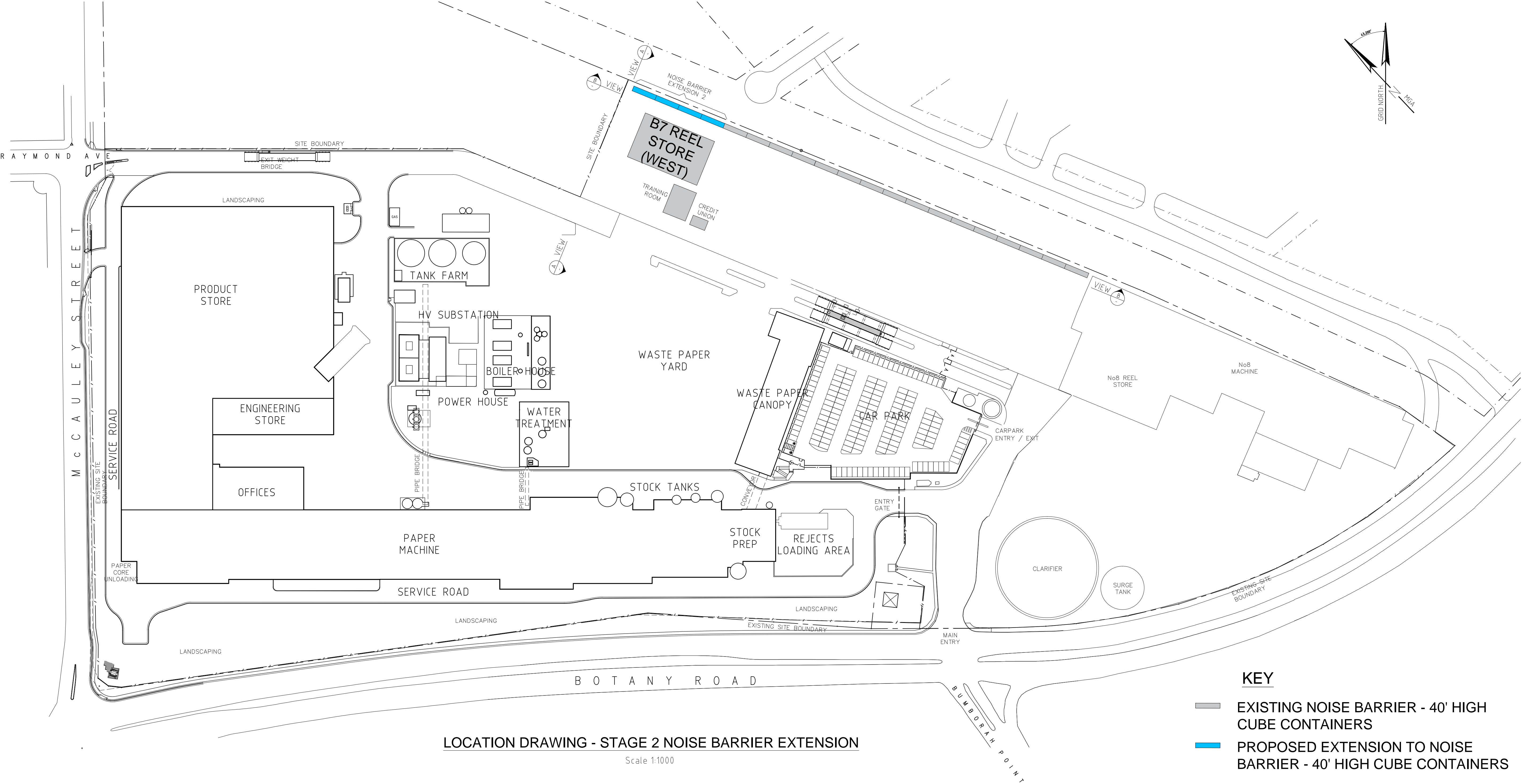
DIMENSION TOLERANCES EXCEPT AS NOTED	
MACHINED SURFACES	FABRICATION
$\pm 0.5\text{mm}/\text{M}$	$\pm 1.5\text{mm}/\text{M}$
ANGULAR	$\pm 0.5^\circ$



BOTANY MILL

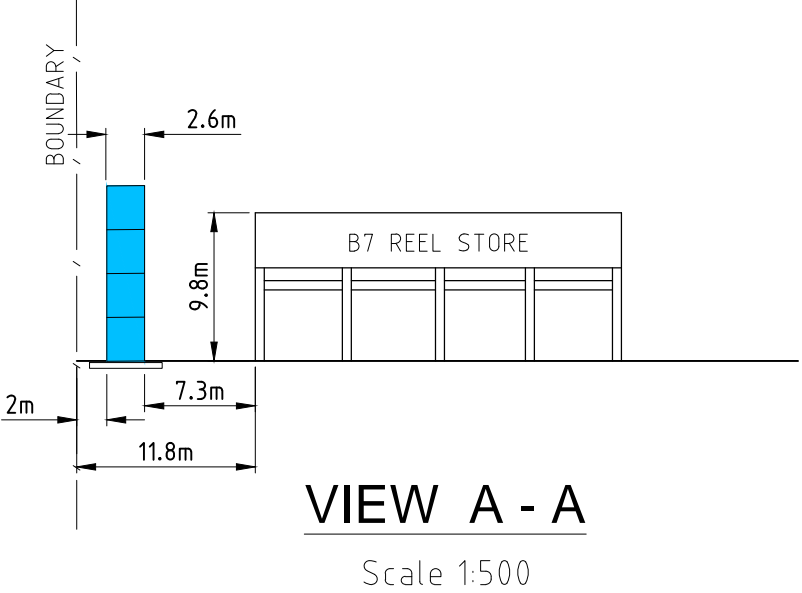
MILL WIDE
B7 BOUNDARY
STAGE 1 NOISE BARRIER
EXTENSION

SCALE	1:1000 & 1:500 @ A1	COMPUTER FILE No.	H:\ORORA\A1\Drawings\523959A
DRAWN	SG	AREA	MILL WIDE
CHECKED		DRAWING No.	S23959
APPROVED		REV No.	A
DATE	29/03/18	FILE	INDEX



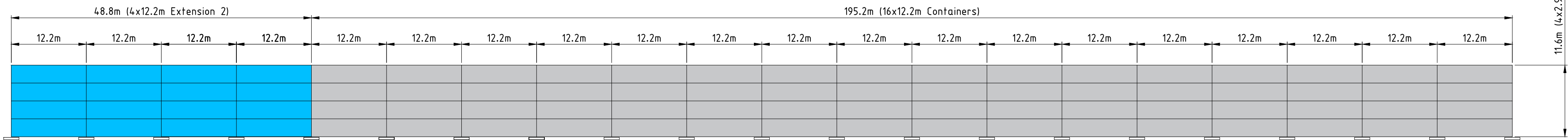
LOCATION DRAWING - STAGE 2 NOISE BARRIER EXTENSION

Scale 1:1000



VIEW A - A

Scale 1:500

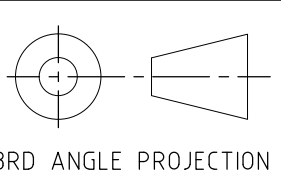


VIEW B - B

Scale 1:500

REV.	REVISION	SIGNED	DATE	REV.	REVISION	SIGNED	DATE
				A	TRAINING ROOM & CREDIT UNION ADDED TO DWG.	SG	29.05.18

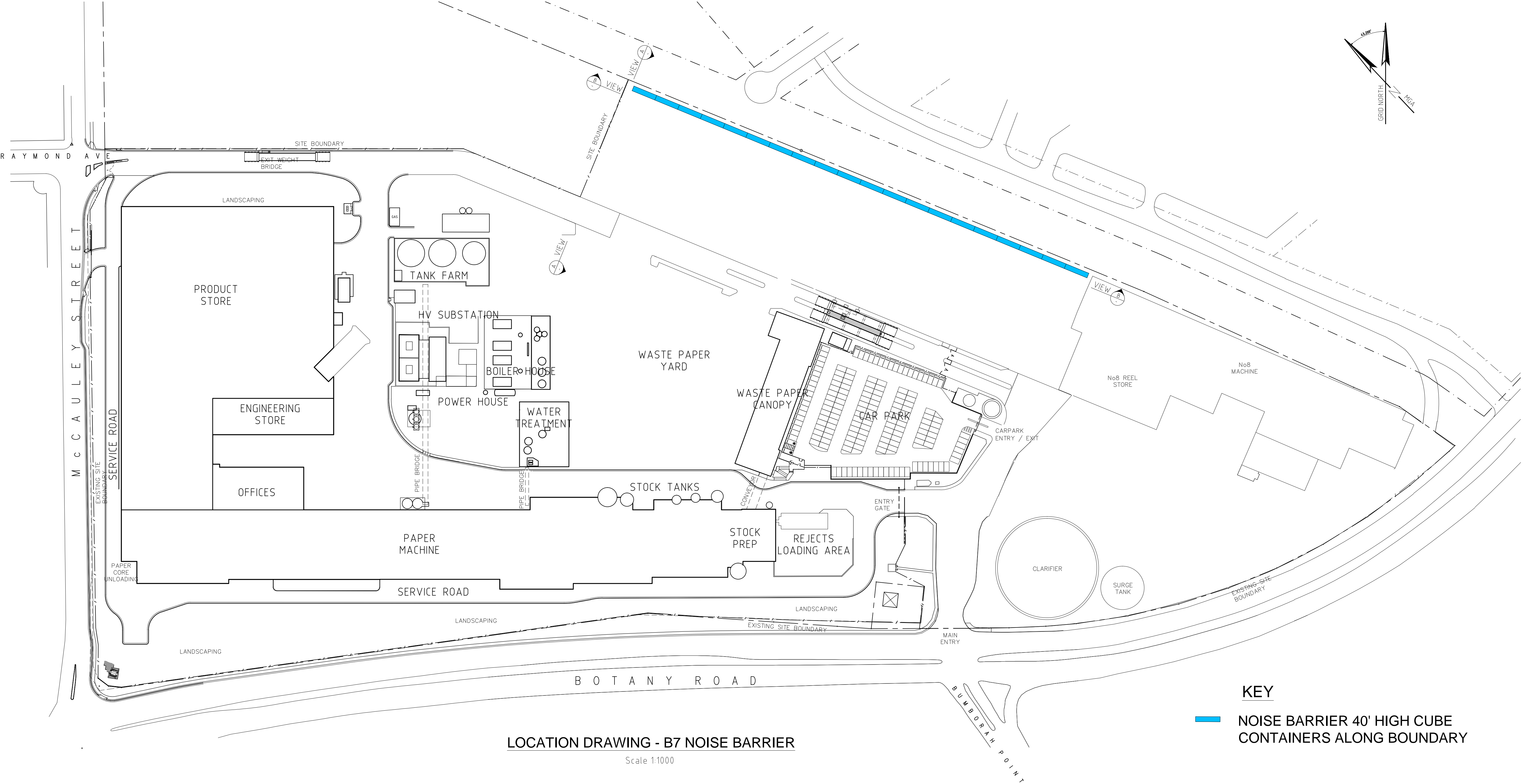
DIMENSION TOLERANCES EXCEPT AS NOTED		
	MACHINED SURFACES	FABRICATION
FRACTIONAL :	± 0.5mm/M	± 1.5mm/M
ANGULAR :	± 0.5°	± 1°



BOTANY MILL

MILL WIDE
B7 BOUNDARY
STAGE 2 NOISE BARRIER
EXTENSION

SCALE 1:1000 & 1:500 @ A1	COMPUTER FILE No. H:\ORORA\A1\Drawings\523960A
DRAWN SG	AREA MILL WIDE
CHECKED	DRAWING No. S23960
APPROVED	REV No. A
DATE 29/03/18	FILE INDEX JOB No.

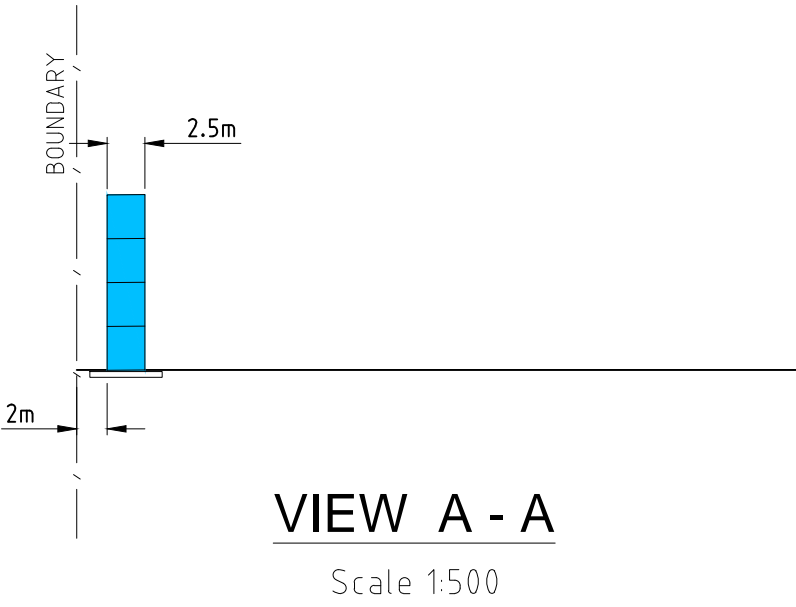


LOCATION DRAWING - B7 NOISE BARRIER

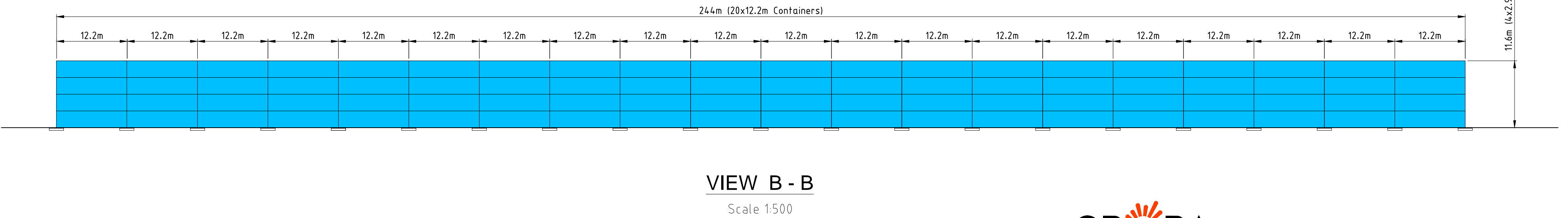
Scale 1:1000

KEY

NOISE BARRIER 40' HIGH CUBE
CONTAINERS ALONG BOUNDARY



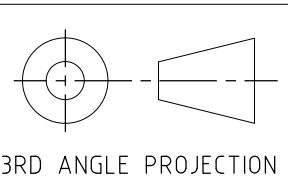
VIEW A - A
Scale 1:500



VIEW B - B
Scale 1:500

REV.	REVISION	SIGNED	DATE	REV.	REVISION	SIGNED	DATE

DIMENSION TOLERANCES EXCEPT AS NOTED	
MACHINED SURFACES	FABRICATION
FRACTIONAL : ANGULAR :	± 0.5mm/M ± 0.5°
	± 1.5mm/M ± 1°



BOTANY MILL

MILL WIDE
B7 BOUNDARY
NOISE BARRIER DEMO PROGRAM
B7 BUILDING & REEL STORE HIDDEN

SCALE 1:1000 & 1:500 @ A1	COMPUTER FILE No. H:\ORORA\A1\Drawings\523961
DRAWN SG	AREA MILL WIDE
CHECKED	DRAWING No. 523961
APPROVED	REV No. 0
DATE 29/03/18	FILE INDEX JOB No.