



Original photograph



Original photo with wireframe overlay of surveyed elements



Photomontage of indicative building massing



Photograph details

Photo Date	25th October 2017
Camera Used	Nikon D800
Camera Lens	14.0-24.0 mm f/2.8
Focal length in 35mm Film	18mm

50mm crop of original photograph



Photograph details

Photo Date	25th October 2017
Camera Used	Nikon D800
Camera Lens	14.0-24.0 mm f/2.8
Focal length in 35mm Film	50mm

50mm crop of photomontage of indicative building massing














Original photograph



Original photo with wireframe overlay of surveyed elements



Photomontage of indicative building massing



Photograph details

Photo Date	24th October 2017
Camera Used	Nikon D800
Camera Lens	14.0-24.0 mm f/2.8
Focal length in 35mm Film	18mm

50mm crop of original photograph




Photograph details


Photo Date	24th October 2017
Camera Used	Nikon D800
Camera Lens	14.0-24.0 mm f/2.8
Focal length in 35mm Film	50mm

50mm crop of photomontage of indicative building massing













Original photograph



Original photo with wireframe overlay of surveyed elements



Photomontage of indicative building massing



Photograph details

Photo Date	24th October 2017
Camera Used	Nikon D800
Camera Lens	14.0-24.0 mm f/2.8
Focal length in 35mm Film	18mm

50mm crop of original photograph



Photograph details

Photo Date	24th October 2017
Camera Used	Nikon D800
Camera Lens	14.0-24.0 mm f/2.8
Focal length in 35mm Film	50mm

50mm crop of photomontage of indicative building massing














Original photograph



Original photo with wireframe overlay of surveyed elements



Photomontage of indicative building massing



Photograph details

Photo Date	1st August 2018
Camera Used	Sony A7iii
Camera Lens	Zeiss Batis f2.8 18mm
Focal length in 35mm Film	18mm

50mm crop of original photograph




Photograph details

Photo Date	1st August 2018
Camera Used	Sony A7iii
Camera Lens	Zeiss Batis f2.8 18mm
Focal length in 35mm Film	18mm - cropped to 50mm

50mm crop of photomontage of indicative building massing













Original photograph



Original photo with wireframe overlay of surveyed elements




Photomontage of indicative building massing



Photograph details

Photo Date	1st August 2018
Camera Used	Sony A7iii
Camera Lens	Zeiss Batis f2.8 18mm
Focal length in 35mm Film	18mm

50mm crop of original photograph



50mm crop of photomontage of indicative building massing



Photograph details

Photo Date	1st August 2018
Camera Used	Sony A7iii
Camera Lens	Zeiss Batis f2.8 18mm
Focal length in 35mm Film	18mm











Original photograph



Original photo with wireframe overlay of surveyed elements



Photomontage of indicative building massing



Photograph details

Photo Date	1st August 2018
Camera Used	Sony A7iii
Camera Lens	Zeiss Batis f2.8 18mm
Focal length in 35mm Film	18mm


50mm crop of original photograph



Photograph details

Photo Date	1st August 2018
Camera Used	Sony A7iii
Camera Lens	Zeiss Batis f2.8 18mm
Focal length in 35mm Film	18mm

50mm crop of photomontage of indicative building massing













Page 1 of 3

CMS Surveyors Pty Limited
A.B.N. 79 096 240 201
LAND SURVEYING, PLANNING & DEVELOPMENT CONSULTANTS



Date: 7 December 2017
Our Ref: 17350 North Ryde Photo Locations

Studio 71/161 Marlborough Street
Surry Hills
NSW 2010

Dear Mr Rick Mansfield.

As requested we have attended site and measured the Co-ordinates and Elevation of the ground level at the below sites. Co-ordinate's are MGA 56 and elevation to Australian Height datum (AHD).
Measurements were taken by GNSS Smartnet observations.
DWG of locations has also been supplied.

RE: North Ryde Photo Locations

Point No.	Easting	Northing	Ground Elevation	Photo Point
1	325748.427	6260946.998	54.853	6
3	325763.291	6260915.624	54.452	BOTTOM POLE
4	325728.586	6260934.644	54.820	BOTTOM POLE
5	325755.531	6260891.947	64.855	ROOF RIDGE
7	325755.224	6260896.054	63.065	BUILDING CORNER
24	325721.517	6260599.226	47.932	4B
25	325711.906	6260578.928	48.106	4A
26	325703.918	6260553.160	48.432	POLE
27	325676.365	6260504.467	59.399	BUILDING CORNER
28	325693.567	6260573.702	49.467	TOP MAIL BOX
29	325669.980	6260557.322	61.129	LEFT BUILDING CORNER
30	325675.369	6260563.555	61.110	RIGHT BUILDING CORNER
43	325520.141	6260619.662	76.518	ROOF RIDGE
44	325515.758	6260622.426	74.343	TOP BUILDING
45	325497.655	6260570.112	79.470	ROOF RIDGE
46	325495.682	6260583.258	75.756	TOP BUILDING
47	325491.514	6260638.368	67.246	BOTTOM POLE
48	325459.811	6260623.426	70.822	TOP CORNER FENCE
49	325491.114	6260653.845	66.709	5
102	325779.375	6260342.946	43.338	3
104	325765.528	6260330.600	44.319	TOP RAMP
105	325786.727	6260343.627	41.830	GROUND LEVEL CENTRE OF SOFA



HEAD OFFICE
1/32 Campbell Avenue, DEE WHY NSW
2099
PO Box 463, DEE WHY NSW 2099
Ph: 02 9971 4802 Fax: 02 9971 4822
Email: info@cmsurveyors.com.au
Web: www.cmsurveyors.com.au

INCORPORATING
A.C.GILBERT & Co.
(Roseville)
MBS GREEN & ASSOCIATES
(Mona Vale)

COOTAMUNDRA
Incorporating PENGELLY & GRAY
90 Wallendoon St, COOTAMUNDRA NSW 2590
Ph: 02 6942 3395 Fax: 02 6942 4046
Email: coota@cmsurveyors.com.au



Page 2 of 3

106	325735.707	6260303.250	53.088	ROOF RIDGE
107	325731.253	6260302.500	53.234	ROOF RIDGE
108	325736.179	6260303.191	50.878	TOP GUTTER
109	325727.930	6260323.260	53.265	ROOF RIDGE
150	325756.312	6260373.612	44.240	BASE TREE
151	325740.325	6260407.503	45.713	TOP OF SEAT
152	325723.047	6260398.760	53.529	ROOF RIDGE
153	325736.793	6260439.943	45.968	TOP OF SEAT
154	325763.588	6260430.548	42.752	PAINT MARK ON GROUND
155	325762.359	6260435.535	42.848	PHOTO POINT
200	325311.723	6260452.520	75.593	1A
202	325300.343	6260455.133	75.818	1B
203	325401.568	6260463.102	82.289	ROOF RIDGE
204	325332.689	6260437.343	74.654	BOTTOM POLE
205	325338.580	6260476.320	74.568	BOTTOM POLE
300	325041.111	6260681.584	67.247	7
302	325091.524	6260684.951	66.992	BOTTOM POWER POLE
303	325082.550	6260648.069	67.653	BOTTOM POWER POLE
304	325058.120	6260667.539	66.908	BOTTOM POLE
305	325053.874	6260667.645	66.696	BOTTOM POLE
400	325672.314	6260136.996	48.321	2A
402	325653.246	6260152.666	47.528	BOTTOM POLE
403	325616.842	6260230.407	49.340	BOTTOM POLE
404	325647.814	6260201.024	47.523	BOTTOM POLE
405	325676.803	6260179.838	47.175	BOTTOM POLE
406	325659.899	6260146.801	47.752	2B
450	325767.560	6260073.070	55.296	F1
451	325791.550	6260060.544	56.832	F1-1
452	325757.284	6260077.434	54.618	BOTTOM OF POWER POLE
453	325688.817	6260124.084	49.391	BOTTOM OF POWER POLE
454	325724.807	6260103.89	63.420	TOP OF LIGHT POLE
455	325642.297	6260195.839	55.662	TOP CORNER OF SIGN
456	325748.168	6260125.585	62.032	TOP OF LIGHT POLE
457	325758.010	6260179.978	98.116	TOP OF BUILDING CORNER
460	325758.075	6260077.687	54.668	F5
461	325767.834	6260058.776	55.837	F3
462	325773.795	6260062.663	56.020	F5A
463	325805.209	6260053.534	57.549	F4
501	326283.878	6259913.769	66.484	8A
502	326268.199	6259920.307	66.851	8B
503	326269.674	6259921.234	66.795	BOTTOM POLE
504	326249.650	6259938.558	65.445	BOTTOM LIGHT POLE
505	326256.763	6259961.143	76.644	TOP LIGHT POLE
506	326288.331	6260000.246	72.521	TOP BUILDING



HEAD OFFICE
1/32 Campbell Avenue, DEE WHY NSW
2099
PO Box 463, DEE WHY NSW 2099
Ph: 02 9971 4802 Fax: 02 9971 4822
Email: info@cmsurveyors.com.au
Web: www.cmsurveyors.com.au

INCORPORATING
A.C.GILBERT & Co.
(Roseville)
MBS GREEN & ASSOCIATES
(Mona Vale)

COOTAMUNDRA
Incorporating PENGELLY & GRAY
90 Wallendoon St, COOTAMUNDRA NSW 2590
Ph: 02 6942 3395 Fax: 02 6942 4046
Email: coota@cmsurveyors.com.au



Page 3 of 3



Yours faithfully,

Damon Roach
CMS Surveyors Pty Limited



HEAD OFFICE
1/32 Campbell Avenue, DEE WHY NSW
2099
PO Box 463, DEE WHY NSW 2099
Ph: 02 9971 4802 Fax: 02 9971 4822
Email: info@cmsurveyors.com.au
Web: www.cmsurveyors.com.au

INCORPORATING
A.C. GILBERT & Co.
(Roseville)
MBS GREEN & ASSOCIATES
(Mona Vale)

COOTAMUNDRA
Incorporating PENGELLY & GRAY
90 Wallendoon St, COOTAMUNDRA NSW 2590
Ph: 02 6942 3395 Fax: 02 6942 4046
Email: coota@cmsurveyors.com.au



CMS Surveyors Pty Limited
A.B.N. 79 096 240 201
LAND SURVEYING, PLANNING & DEVELOPMENT CONSULTANTS



Date: 2/08/2018
Our Ref: 17350 North Ryde Photo Locations 2 rev.2

Studio 71/161 Marlborough Street
Surry Hills
NSW 2010

Dear Mr Richie Cohen.

As requested we have attended site and measured the Co-ordinates and Elevation of the ground level at the below sites. Co-ordinate's are MGA 56 and elevation to Australian Height datum (AHD).
Measurements were taken by GNSS Smartnet observations.
DWG of locations has also been supplied.

RE: North Ryde Photo Locations

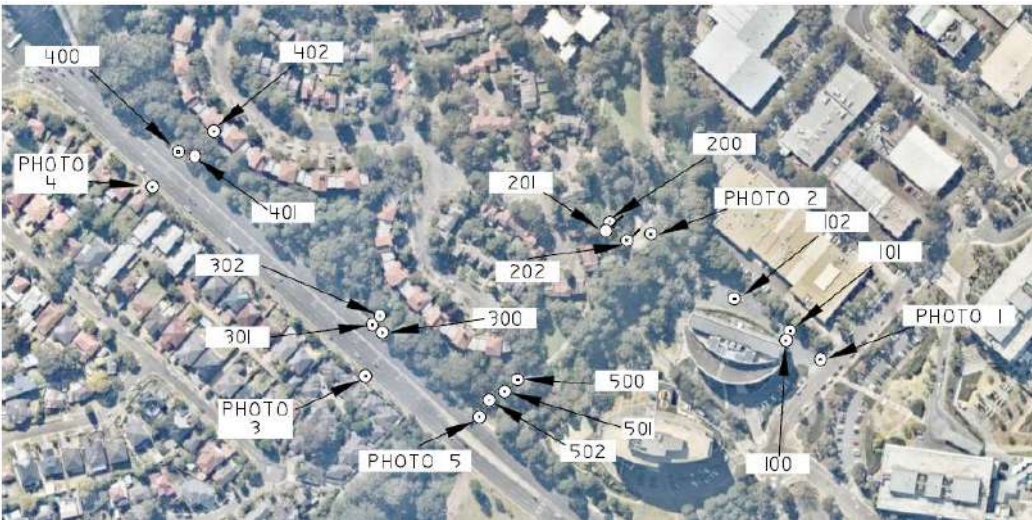
Point No.	Easting	Northing	Ground Elevation	Photo Point
1	325892.018	6260235.213	48.796	PHOTO 1
100	325867.738	6260248.337	52.728	TOP OF WALL
101	325870.512	6260255.242	49.875	TOP OF SIGN POST
102	325831.461	6260277.753	48.691	TOP OF SIGN POST
2	325772.846	6260323.1	44.398	PHOTO 2
200	325744.047	6260331.466	44.8	BASE OF TREE
201	32574129	6260325.368	47.269	TOP OF FENCE POST
202	325755.962	6260318.576	45.356	TOP OF POST
3	325572.1	6260223.565	51.157	PHOTO 3
300	325584.177	6260253.97	54.342	BUS STOP ROOF RIDGE
301	325576.95	6260259.468	52.808	BASE OF SIGN
302	325582.254	6260265.693	58.927	FORK IN TREE
4	325422.337	6260356.082	67.229	PHOTO 4
400	325440.656	6260380.765	66.967	BASE OF SIGN
401	325452.173	6260377.574	75.564	TOP OF TELEGRAPH POLE
402	325465.701	6260395.042	76.785	TOP OF GUTTER
5	325652.321	6260194.93	47.498	PHOTO 5
500	325679.133	6260221.101	47.372	TOP OF SIGN POST
501	325669.918	6260212.654	44.578	TOP OF POST
502	325659.004	6260206.633	49.589	FORK IN TREE



HEAD OFFICE
1/32 Campbell Avenue, DEE WHY NSW 2099
PO Box 463, DEE WHY NSW 2099
Ph: 02 9971 4802 Fax: 02 9971 4822
Email: info@cmsurveyors.com.au
Web: www.cmsurveyors.com.au

INCORPORATING
A.C. GILBERT & Co.
(Roseville)
MBS GREEN & ASSOCIATES
(Mona Vale)

COOTAMUNDRA
Incorporating PENGELLY & GRAY
90 Wallendoon St, COOTAMUNDRA NSW 2590
Ph: 02 6942 3395 Fax: 02 6942 4046
Email: coota@cmsurveyors.com.au



Yours faithfully,

Damon Roach
CMS Surveyors Pty Limited



HEAD OFFICE
1/32 Campbell Avenue, DEE WHY NSW 2099
PO Box 463, DEE WHY NSW 2099
Ph: 02 9971 4802 Fax: 02 9971 4822
Email: info@cmsurveyors.com.au
Web: www.cmsurveyors.com.au

INCORPORATING
A.C. GILBERT & Co.
(Roseville)
MBS GREEN & ASSOCIATES
(Mona Vale)

COOTAMUNDRA
Incorporating PENGELLY & GRAY
90 Wallendoon St, COOTAMUNDRA NSW 2590
Ph: 02 6942 3395 Fax: 02 6942 4046
Email: coota@cmsurveyors.com.au

