



Jenny Aitchison MP

Member for Maitland

22 November 2016

Director, Resource Assessments
Planning Services
Department of Planning and Environment
GPO Box 39
SYDNEY NSW 2001



Dear Director,

I wish to make a submission on behalf of Mr Alan Lawrence of 247 Paterson Road, Bolwarra Heights, regarding the proposed expansion of the Martins Creek Quarry that will allow the quarry to increase its maximum output to 1.5 million tonnes a year.

Mr Lawrence provided a summary of his concerns and I have enclosed his email for your attention and information.

I would urge you to consider the concerns of Mr Lawrence.

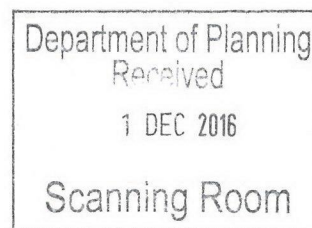
Yours sincerely,

Jenny Aitchison MP

Member for Maitland

Shadow Minister for the Prevention of Domestic Violence and Sexual Assault

Shadow Minister for Small Business



ElectorateOffice Maitland

From: Alan Lawrence <ozzial@yahoo.com.au>
Sent: Monday, 21 November 2016 5:37 PM
To: ElectorateOffice Maitland
Subject: Re - Martins Creek Quarry Expansion Submission

Dear Jenny

As a resident voter of the Maitland Electorate , I am writing to you to voice my stong opposition to the Martins Creek Quarry expansion which is currently under submission with the NSW Department of Planning.

The Department seems to be snubbing its nose at the concerns of the residents of the affected areas.


I base my opposition to this submissionfor the expansion for the following reasons.


As a resident and ratepayer of the Maitland Shire, I would like to draw your attention to my concerns, re the application for plans for the Expansion of the Martin's Creek Quarry.


I fear that if this project if given approval, it will heavily impact the residents of the Maitland Shire, especially those whose homes are located on or close to the truck routes used to transport the quarried materials through the Maitland Shire.


I believe that the application calls for 24-hour plant operation with a 13 hour, 7 day per week use of the roads for transportation of materials will be detrimental to the health and welfare of the residents of this area as this proposal is way outside an acceptable level for supposed residential areas.


I site my concerns in the following areas:


 Road safety due to the introduction of a large volume of heavy vehicle traffic.

 A vast increase in noise levels which will be produced by the heavy haulage vehicles

 Air purity levels, due to dust exuded by the laden vehicles.

 Interruption and congestion to normal road use to Maitland Shire residents. There is already congestion caused by the current volume of trucks at the Belmore Road and, High St intersection Maitland and the Flat Rd & Melbourne St intersection at East Maitland, causing disruption to local traffic flow.

 Increase of the already existing damage to Maitland Shire roadways caused by these heavy vehicles.

 Reduction in Property values due to the increased operation hours and road haulage needs that will be required by the quarry operators.

Also, I have no doubt in my mind whatsoever that if this expansion is granted that It will only be a matter of time before the quarry at Brandy Hill will pursue the same expansion request.

Also I would remind you that these businesses are located outside the current Maitland Shire and your Electorate and bring nothing to the Maitland Shire but problems for its residents.

Please consider your duty of care to your constituents who reside within your electorate.

Yours respectfully:

Alan Lawrence

247 Paterson Rd, Bolwarra Heights. NSW.

ozzial@yahoo.com.au